



ANNUAL STATEMENT
 FOR THE YEAR ENDED DECEMBER 31, 2025
 OF THE CONDITION AND AFFAIRS OF THE
ESSENCE HEALTHCARE PPO, INC.

NAIC Group Code.....4597.....4597.....NAIC Company Code.....17254.....Employer's ID Number.....88-0718243.....
 (Current) (Prior)
 Organized under the Laws of.....MO.....State of Domicile or Port of Entry.....MO.....
 Country of Domicile.....US.....
 Licensed as business type:.....Life, Accident & Health.....Is HMO Federally Qualified?.....NO.....
 Incorporated/Organized.....02/15/2022.....Commenced Business.....02/15/2022.....
 Statutory Home Office.....13900 Riverport Drive.....Maryland Heights, MO, US 63043.....
 Main Administrative Office.....13900 Riverport Drive.....
 Maryland Heights, MO, US 63043.....1-866-509-5398.....
 (Telephone)
 Mail Address.....13900 Riverport Drive.....Maryland Heights, MO, US 63043.....
 Primary Location of Books and
 Records.....13900 Riverport Drive.....
 Maryland Heights, MO, US 63043.....1-866-509-5398.....
 (Telephone)
 Internet Website Address.....www.essencehealthcare.com.....
 Statutory Statement Contact.....Lisa Michelle McGinnis.....636-544-1318.....
 (Telephone)
 Imcginnis@lumeris.com.....314-222-7869.....
 (E-Mail) (Fax)

OFFICERS

Jordan Reigel, President.....Erin Venable, Chief Financial Officer.....
 Gail Halterman, Secretary.....
 Jason Siegel, Chief Actuary.....

OTHER

DIRECTORS OR TRUSTEES

Richard Hardy Jones.....Debbie Zimmerman.....
 Erin Venable.....Gail Halterman.....
 Martha Butler.....Steve Udvarhelyi M.D.....
 Vince Mellet.....Jordan Reigel.....

State of Missouri
 County of St. Louis SS

The officers of this reporting entity being duly sworn, each depose and say that they are the described officers of said reporting entity, and that on the reporting period stated above, all of the herein described assets were the absolute property of the said reporting entity, free and clear from any liens or claims thereon, except as herein stated, and that this statement, together with related exhibits, schedules and explanations therein contained, annexed or referred to, is a full and true statement of all the assets and liabilities and of the condition and affairs of the said reporting entity as of the reporting period stated above, and of its income and deductions therefrom for the period ended, and have been completed in accordance with the NAIC Annual Statement Instructions and Accounting Practices and Procedures manual except to the extent that: (1) state law may differ; or, (2) that state rules or regulations require differences in reporting not related to accounting practices and procedures, according to the best of their information, knowledge and belief, respectively. Furthermore, the scope of this attestation by the described officers also includes the related corresponding electronic filing with the NAIC, when required, that is an exact copy (except for formatting differences due to electronic filing) of the enclosed statement. The electronic filing may be requested by various regulators in lieu of or in addition to the enclosed statement.

x J. Reigel x Erin Venable x Gail Halterman
 Jordan Reigel Erin Venable Gail Halterman
 President Chief Financial Officer Secretary

Subscribed and sworn to before me
 this 26th day of
February, 2026

- a. Is this an original filing? Yes
 b. If no:
 1. State the amendment number: _____
 2. Date filed: _____
 3. Number of pages attached: _____

x Andrea Marie D'Angelo



EXHIBIT 2 - ACCIDENT AND HEALTH PREMIUMS DUE AND UNPAID

1 Name of Debtor	2 1 - 30 Days	3 31 - 60 Days	4 61 - 90 Days	5 Over 90 Days	6 Nonadmitted	7 Admitted
0199999 Total individuals.....	193,982	16,931	485	113,367	113,367	211,398
Group subscribers:						
0299997 Group subscriber subtotal.....						
0299998 Premiums due and unpaid not individually listed.....						
0299999 Total group.....						
0399999 Premiums due and unpaid from Medicare entities.....						
0499999 Premiums due and unpaid from Medicaid entities.....						
0599999 Accident and health premiums due and unpaid (Page 2, Line 15).....	193,982	16,931	485	113,367	113,367	211,398

EXHIBIT 3 - HEALTH CARE RECEIVABLES

1 Name of Debtor	2 1 - 30 Days	3 31 - 60 Days	4 61 - 90 Days	5 Over 90 Days	6 Nonadmitted	7 Admitted
0199998 – Aggregate of Amounts Not Individually Listed	1,999,238	1,999,238	1,999,238	268,835	–	6,266,550
0199999 – Pharmaceutical Rebate Receivables	1,999,238	1,999,238	1,999,238	268,835	–	6,266,550
0299998 – Aggregate of Amounts Not Individually Listed	592,874	1,519	–	6,748	601,141	–
0299999 – Claim Overpayment Receivables	592,874	1,519	–	6,748	601,141	–
0599998 – Aggregate of Amounts Not Individually Listed	7,155,369			5,037,823	4,311,091	7,882,101
0599999 – Risk Sharing Receivables	7,155,369			5,037,823	4,311,091	7,882,101
0699998 – Aggregate of Amounts Not Individually Listed	32,072	1,726	1,221	6,665	6,665	35,019
0699999 – Other Health Care Receivables	32,072	1,726	1,221	6,665	6,665	35,019
0799999 – Gross Health Care Receivables	9,779,553	2,002,483	2,000,459	5,320,071	4,918,897	14,183,670

EXHIBIT 3A - ANALYSIS OF HEALTH CARE RECEIVABLES COLLECTED AND ACCRUED

Type of Health Care Receivable	Health Care Receivables Collected or Offset During the Year		Health Care Receivables Accrued as of December 31 of Current Year		5	6
	1 On Amounts Accrued Prior to January 1 of Current Year	2 On Amounts Accrued During the Year	3 On Amounts Accrued December 31 of Prior Year	4 On Amounts Accrued During the Year	Health Care Receivables from Prior Years (Cols. 1 + 3)	Estimated Health Care Receivables Accrued as of December 31 of Prior Year
1. Pharmaceutical rebate receivables	6,290,627	15,167,378		6,266,550	6,290,627	8,895,174
2. Claim overpayment receivables	257,554	2,052,037	6,748	594,393	264,302	257,554
3. Loans and advances to providers						
4. Capitation arrangement receivables						
5. Risk sharing receivables			5,037,823	7,155,369	5,037,823	6,370,967
6. Other health care receivables		117,290		41,684		
7. Totals (Lines 1 through 6)	6,548,181	17,336,705	5,044,571	14,057,996	11,592,752	15,523,695

Note that the accrued amounts in Columns 3, 4 and 6 are the total health care receivables, not just the admitted portion.

EXHIBIT 4 - CLAIMS UNPAID AND INCENTIVE POOL, WITHHOLD AND BONUS (REPORTED AND UNREPORTED)

Aging Analysis of Unpaid Claims

1 Account	2 1 - 30 Days	3 31 - 60 Days	4 61 - 90 Days	5 91 - 120 Days	6 Over 120 Days	7 Total
0299999 – Aggregate accounts not individually listed-uncovered	447,733					447,733
0499999 – Subtotals	447,733					447,733
0599999 – Unreported claims and other claim reserves						8,826,809
0799999 – Total claims unpaid						9,274,542
0899999 – Accrued medical incentive pool and bonus amounts						1,420,163

EXHIBIT 5 - AMOUNTS DUE FROM PARENT, SUBSIDIARIES AND AFFILIATES

1 Name of Affiliate	2 1 - 30 Days	3 31 - 60 Days	4 61 - 90 Days	5 Over 90 Days	6 Nonadmitted	Admitted	
						7 Current	8 Non-Current
Essence Healthcare Inc.....	4,908,488					4,908,488	
0199999 – Individually listed receivables.....	4,908,488					4,908,488	
0399999 – Total gross amounts receivable.....	4,908,488					4,908,488	

EXHIBIT 6 - AMOUNTS DUE TO PARENT, SUBSIDIARIES AND AFFILIATES

1 Affiliate	2 Description	3 Amount	4 Current	5 Non-Current
Lumeris Healthcare Outcomes.....	Commissions/Management Fees.....	1,769,654	1,769,654	
STL_ARO.....	Delegated Prem/Cost.....	598,724	598,724	
0199999 – Individually listed payable.....		2,368,378	2,368,378	
0399999 – Total gross payables.....		2,368,378	2,368,378	

EXHIBIT 7 – PART 1 – SUMMARY OF TRANSACTIONS WITH PROVIDERS

Payment Method	1 Direct Medical Expense Payment	2 Column 1 as a % of Total Payments	3 Total Members Covered	4 Column 3 as a % of Total Members	5 Column 1 Expenses Paid to Affiliated Providers	6 Column 1 Expenses Paid to Non- Affiliated Providers
Capitation Payments:						
1. Medical groups.....						
2. Intermediaries.....	915,525	0.468				915,525
3. All other providers.....	176,946	0.091	124,655	874.895		176,946
4. Total capitation payments.....	1,092,471	0.559	124,655	874.895		1,092,471
Other Payments:						
5. Fee-for-service.....			XXX	XXX		
6. Contractual fee payments.....	194,411,374	99.441	XXX	XXX		194,411,374
7. Bonus/withhold arrangements – fee-for-service.....			XXX	XXX		
8. Bonus/withhold arrangements – contractual fee payments.....			XXX	XXX		
9. Non-contingent salaries.....			XXX	XXX		
10. Aggregate cost arrangements.....			XXX	XXX		
11. All other payments.....			XXX	XXX		
12. Total other payments.....	194,411,374	99.441	XXX	XXX		194,411,374
13. Total (Line 4 plus Line 12).....	195,503,845	100.000 %	XXX	XXX		195,503,845

EXHIBIT 7 – PART 2 – SUMMARY OF TRANSACTIONS WITH INTERMEDIARIES

1 NAIC Code	2 Name of Intermediary	3 Capitation Paid	4 Average Monthly Capitation	5 Intermediary’s Total Adjusted Capital	6 Intermediary’s Authorized Control Level RBC
	Mercy Managed Behavioral Health	915,525		76,294	
9999999 – Totals		915,525	XXX	XXX	XXX

EXHIBIT 8 – FURNITURE, EQUIPMENT AND SUPPLIES OWNED

Description	1 Cost	2 Improvements	3 Accumulated Depreciation	4 Book Value Less Encumbrances	5 Assets Not Admitted	6 Net Admitted Assets
1. Administrative furniture and equipment						
2. Medical furniture, equipment and fixtures						
3. Pharmaceuticals and surgical supplies						
4. Durable medical equipment						
5. Other property and equipment						
6. Total						

NONE



EXHIBIT OF PREMIUMS, ENROLLMENT AND UTILIZATION (a)

REPORT FOR: 1. CORPORATION Essence Healthcare PPO, Inc.

2. Maryland Heights, MO
(LOCATION)

NAIC Group Code: 4597

BUSINESS IN THE STATE OF ARKANSAS DURING THE YEAR 2025

NAIC Company Code: 17254

	1 Total	Comprehensive (Hospital & Medical)		4 Medicare Supplement	5 Vision Only	6 Dental Only	7 Federal Employees Health Benefits Plan	8 Title XVIII Medicare	9 Title XIX Medicaid	10 Credit A&H	11 Disability Income	12 Long-Term Care	13 Other Health	14 Other Non-Health
		2 Individual	3 Group											
Total Members at end of:														
1. Prior year.....	161							161						
2. First quarter.....	381							381						
3. Second quarter.....	380							380						
4. Third quarter.....	385							385						
5. Current year.....	393							393						
6. Current year member months.....	4,607							4,607						
Total Member Ambulatory Encounters for Year:														
7. Physician.....	2,027							2,027						
8. Non-physician.....	889							889						
9. Total.....	2,916							2,916						
10. Hospital patient days incurred.....	73							73						
11. Number of inpatient admissions.....	22							22						
12. Health premiums written (b).....	5,515,584							5,515,584						
13. Life premiums direct.....														
14. Property/casualty premiums written.....														
15. Health premiums earned.....	5,515,584							5,515,584						
16. Property/casualty premiums earned.....														
17. Amount paid for provision of health care services.....	5,392,608							5,392,608						
18. Amount incurred for provision of health care services.....	5,148,334							5,148,334						

(a) For health business: number of persons insured under PPO managed care products and number of persons insured under indemnity only products .

(b) For health premiums written: amount of Medicare Title XVIII exempt from state taxes or fees \$ 5,515,584

30 AR



EXHIBIT OF PREMIUMS, ENROLLMENT AND UTILIZATION (a)

REPORT FOR: 1. CORPORATION Essence Healthcare PPO, Inc.

2. Maryland Heights, MO
(LOCATION)

NAIC Group Code: 4597

BUSINESS IN THE STATE OF ILLINOIS DURING THE YEAR 2025

NAIC Company Code: 17254

	1 Total	Comprehensive (Hospital & Medical)		4 Medicare Supplement	5 Vision Only	6 Dental Only	7 Federal Employees Health Benefits Plan	8 Title XVIII Medicare	9 Title XIX Medicaid	10 Credit A&H	11 Disability Income	12 Long-Term Care	13 Other Health	14 Other Non-Health
		2 Individual	3 Group											
Total Members at end of:														
1. Prior year.....	2,050							2,050						
2. First quarter.....	482							482						
3. Second quarter.....	481							481						
4. Third quarter.....	488							488						
5. Current year.....	497							497						
6. Current year member months.....	5,832							5,832						
Total Member Ambulatory Encounters for Year:														
7. Physician.....	21,613							21,613						
8. Non-physician.....	13,006							13,006						
9. Total.....	34,619							34,619						
10. Hospital patient days incurred.....	1,942							1,942						
11. Number of inpatient admissions.....	280							280						
12. Health premiums written (b).....	6,980,940							6,980,940						
13. Life premiums direct.....														
14. Property/casualty premiums written.....														
15. Health premiums earned.....	6,980,940							6,980,940						
16. Property/casualty premiums earned.....														
17. Amount paid for provision of health care services.....	6,825,293							6,825,293						
18. Amount incurred for provision of health care services.....	6,516,122							6,516,122						

(a) For health business: number of persons insured under PPO managed care products and number of persons insured under indemnity only products .

(b) For health premiums written: amount of Medicare Title XVIII exempt from state taxes or fees \$ 6,980,940



EXHIBIT OF PREMIUMS, ENROLLMENT AND UTILIZATION (a)

REPORT FOR: 1. CORPORATION Essence Healthcare PPO, Inc.

2. Maryland Heights, MO
(LOCATION)

NAIC Group Code: 4597

BUSINESS IN THE STATE OF INDIANA DURING THE YEAR 2025

NAIC Company Code: 17254

	1 Total	Comprehensive (Hospital & Medical)		4 Medicare Supplement	5 Vision Only	6 Dental Only	7 Federal Employees Health Benefits Plan	8 Title XVIII Medicare	9 Title XIX Medicaid	10 Credit A&H	11 Disability Income	12 Long-Term Care	13 Other Health	14 Other Non-Health
		2 Individual	3 Group											
Total Members at end of:														
1. Prior year.....	122							122						
2. First quarter.....	211							211						
3. Second quarter.....	210							210						
4. Third quarter.....	213							213						
5. Current year.....	218							218						
6. Current year member months.....	2,550							2,550						
Total Member Ambulatory Encounters for Year:														
7. Physician.....	1,994							1,994						
8. Non-physician.....	1,217							1,217						
9. Total.....	3,211							3,211						
10. Hospital patient days incurred.....	87							87						
11. Number of inpatient admissions.....	37							37						
12. Health premiums written (b).....	3,052,945							3,052,945						
13. Life premiums direct.....														
14. Property/casualty premiums written.....														
15. Health premiums earned.....	3,052,945							3,052,945						
16. Property/casualty premiums earned.....														
17. Amount paid for provision of health care services.....	2,984,876							2,984,876						
18. Amount incurred for provision of health care services.....	2,849,668							2,849,668						

(a) For health business: number of persons insured under PPO managed care products and number of persons insured under indemnity only products .
 (b) For health premiums written: amount of Medicare Title XVIII exempt from state taxes or fees \$ 3,052,945



EXHIBIT OF PREMIUMS, ENROLLMENT AND UTILIZATION (a)

REPORT FOR: 1. CORPORATION Essence Healthcare PPO, Inc.

2. Maryland Heights, MO
(LOCATION)

NAIC Group Code: 4597

BUSINESS IN THE STATE OF KENTUCKY DURING THE YEAR 2025

NAIC Company Code: 17254

	1 Total	Comprehensive (Hospital & Medical)		4 Medicare Supplement	5 Vision Only	6 Dental Only	7 Federal Employees Health Benefits Plan	8 Title XVIII Medicare	9 Title XIX Medicaid	10 Credit A&H	11 Disability Income	12 Long-Term Care	13 Other Health	14 Other Non-Health
		2 Individual	3 Group											
Total Members at end of:														
1. Prior year.....	715							715						
2. First quarter.....	614							614						
3. Second quarter.....	612							612						
4. Third quarter.....	621							621						
5. Current year.....	633							633						
6. Current year member months.....	7,419							7,419						
Total Member Ambulatory Encounters for Year:														
7. Physician.....	6,213							6,213						
8. Non-physician.....	3,793							3,793						
9. Total.....	10,006							10,006						
10. Hospital patient days incurred.....	529							529						
11. Number of inpatient admissions.....	135							135						
12. Health premiums written (b).....	8,881,011							8,881,011						
13. Life premiums direct.....														
14. Property/casualty premiums written.....														
15. Health premiums earned.....	8,881,011							8,881,011						
16. Property/casualty premiums earned.....														
17. Amount paid for provision of health care services.....	8,682,999							8,682,999						
18. Amount incurred for provision of health care services.....	8,289,678							8,289,678						

30 KY

(a) For health business: number of persons insured under PPO managed care products and number of persons insured under indemnity only products .

(b) For health premiums written: amount of Medicare Title XVIII exempt from state taxes or fees \$ 8,881,011



EXHIBIT OF PREMIUMS, ENROLLMENT AND UTILIZATION (a)

REPORT FOR: 1. CORPORATION Essence Healthcare PPO, Inc.

2. Maryland Heights, MO
(LOCATION)

NAIC Group Code: 4597

BUSINESS IN THE STATE OF MISSOURI DURING THE YEAR 2025

NAIC Company Code: 17254

	1 Total	Comprehensive (Hospital & Medical)		4 Medicare Supplement	5 Vision Only	6 Dental Only	7 Federal Employees Health Benefits Plan	8 Title XVIII Medicare	9 Title XIX Medicaid	10 Credit A&H	11 Disability Income	12 Long-Term Care	13 Other Health	14 Other Non-Health
		2 Individual	3 Group											
Total Members at end of:														
1. Prior year.....	10,348							10,348						
2. First quarter.....	12,129							12,129						
3. Second quarter.....	12,088							12,088						
4. Third quarter.....	12,265							12,265						
5. Current year.....	12,507							12,507						
6. Current year member months.....	146,632							146,632						
Total Member Ambulatory Encounters for Year:														
7. Physician.....	86,230							86,230						
8. Non-physician.....	54,151							54,151						
9. Total.....	140,381							140,381						
10. Hospital patient days incurred.....	8,509							8,509						
11. Number of inpatient admissions.....	1,728							1,728						
12. Health premiums written (b).....	175,531,731							175,531,731						
13. Life premiums direct.....														
14. Property/casualty premiums written.....														
15. Health premiums earned.....	175,531,731							175,531,731						
16. Property/casualty premiums earned.....														
17. Amount paid for provision of health care services.....	171,618,069							171,618,069						
18. Amount incurred for provision of health care services.....	163,844,134							163,844,134						

30.MO

(a) For health business: number of persons insured under PPO managed care products and number of persons insured under indemnity only products .

(b) For health premiums written: amount of Medicare Title XVIII exempt from state taxes or fees \$ 175,531,731



EXHIBIT OF PREMIUMS, ENROLLMENT AND UTILIZATION (a)

REPORT FOR: 1. CORPORATION Essence Healthcare PPO, Inc.

2. Maryland Heights, MO
(LOCATION)

NAIC Group Code: 4597

BUSINESS IN THE STATE OF GRAND TOTAL DURING THE YEAR 2025

NAIC Company Code: 17254

	1 Total	Comprehensive (Hospital & Medical)		4 Medicare Supplement	5 Vision Only	6 Dental Only	7 Federal Employees Health Benefits Plan	8 Title XVIII Medicare	9 Title XIX Medicaid	10 Credit A&H	11 Disability Income	12 Long-Term Care	13 Other Health	14 Other Non-Health
		2 Individual	3 Group											
Total Members at end of:														
1. Prior year.....	13,396							13,396						
2. First quarter.....	13,817							13,817						
3. Second quarter.....	13,771							13,771						
4. Third quarter.....	13,972							13,972						
5. Current year.....	14,248							14,248						
6. Current year member months.....	167,040							167,040						
Total Member Ambulatory Encounters for Year:														
7. Physician.....	118,077							118,077						
8. Non-physician.....	73,056							73,056						
9. Total.....	191,133							191,133						
10. Hospital patient days incurred.....	11,140							11,140						
11. Number of inpatient admissions.....	2,202							2,202						
12. Health premiums written (b).....	199,962,211							199,962,211						
13. Life premiums direct.....														
14. Property/casualty premiums written.....														
15. Health premiums earned.....	199,962,211							199,962,211						
16. Property/casualty premiums earned.....														
17. Amount paid for provision of health care services.....	195,503,845							195,503,845						
18. Amount incurred for provision of health care services.....	186,647,936							186,647,936						

30.GT

(a) For health business: number of persons insured under PPO managed care products and number of persons insured under indemnity only products .

(b) For health premiums written: amount of Medicare Title XVIII exempt from state taxes or fees \$ 199,962,211

SCHEDULE S - PART 1 - SECTION 2

Reinsurance Assumed Accident and Health Insurance Listed by Reinsured Company as of December 31, Current Year

1	2	3	4	5	6	7	8	9	10	11	12	13
NAIC Company Code	ID Number	Effective Date	Name of Reinsured	Domiciliary Jurisdiction	Type of Reinsurance Assumed	Type of Business Assumed	Premiums	Unearned Premiums	Reserve Liability Other Than For Unearned Premiums	Reinsurance Payable on Paid and Unpaid Losses	Modified Coinsurance Reserve	Funds Withheld Under Coinsurance
9999999 - Total (Sum of 0799999 and 1099999)												

NONE

SCHEDULE S - PART 2

Reinsurance Recoverable on Paid and Unpaid Losses Listed by Reinsuring Company as of December 31, Current Year

1 NAIC Company Code	2 ID Number	3 Effective Date	4 Name of Company	5 Domiciliary Jurisdiction	6 Paid Losses	7 Unpaid Losses
Accident and Health, Non-Affiliates, U.S. Non-Affiliates						
11835	04-1590940	01/01/2025	PartnerRe Reinsurance	DE	9,868	
1999999 - Accident and Health, Non-Affiliates, U.S. Non-Affiliates					9,868	
2199999 - Accident and Health, Non-Affiliates, Total Non-Affiliates					9,868	
2299999 - Total Accident and Health					9,868	
2399999 - Total U.S. (Sum of 0399999, 0899999, 1499999 and 1999999)					9,868	
9999999 - Total (Sum of 1199999 and 2299999)					9,868	

SCHEDULE S - PART 3 - SECTION 2

Reinsurance Ceded Accident and Health Insurance Listed by Reinsuring Company as of December 31, Current Year

1 NAIC Company Code	2 ID Number	3 Effective Date	4 Name of Company	5 Domiciliary Jurisdiction	6 Type of Reinsurance Ceded	7 Type of Business Ceded	8 Premiums	9 Unearned Premiums (Estimated)	10 Reserve Credit Taken Other than for Unearned Premiums	Outstanding Surplus Relief		13 Modified Coinsurance Reserve	14 Funds Withheld Under Coinsurance
										11 Current Year	12 Prior Year		
General Account, Authorized, Non-Affiliates, U.S. Non-Affiliates													
80659	82-4533188	01/01/2025	Canada Life Assurance Company	MI	QA/G	MR	80,113,207						
11835	04-1590940	01/01/2025	PartnerRe America Insurance Company	DE	SSL/I	MR	594,357						
0899999 – General Account, Authorized, Non-Affiliates, U.S. Non-Affiliates							80,707,564						
1099999 – General Account, Authorized, Total Authorized Non-Affiliates							80,707,564						
1199999 – Total General Account Authorized							80,707,564						
4599999 – Total General Account Authorized, Unauthorized, Reciprocal Jurisdiction and Certified							80,707,564						
9199999 – Total U.S.							80,707,564						
9999999 – Total (Sum of 4599999 and 9099999)							80,707,564						

(34) Schedule S - Part 4

NONE

(34) Schedule S - Part 4 - Bank Footnote

NONE

(35) Schedule S - Part 5

NONE

(35) Schedule S - Part 5 - Bank Footnote

NONE

SCHEDULE S - PART 6
 Five-Year Exhibit of Reinsurance Ceded Business
 (\$000 Omitted)

	1	2	3	4	5
	2025	2024	2023	2022	2021
A. OPERATIONS ITEMS					
1. Premiums.....					
2. Title XVIII-Medicare.....	80,708	841	77		
3. Title XIX-Medicaid.....					
4. Commissions and reinsurance expense allowance.....					
5. Total hospital and medical expenses.....		99			
B. BALANCE SHEET ITEMS					
6. Premiums receivable.....					
7. Claims payable.....					
8. Reinsurance recoverable on paid losses.....	10	99			
9. Experience rating refunds due or unpaid.....					
10. Commissions and reinsurance expense allowances due.....					
11. Unauthorized reinsurance offset.....					
12. Offset for reinsurance with Certified Reinsurers.....					
C. UNAUTHORIZED REINSURANCE (DEPOSITS BY AND FUNDS WITHHELD FROM)					
13. Funds deposited by and withheld from (F).....					
14. Letters of credit (L).....					
15. Trust agreements (T).....					
16. Other (O).....					
D. REINSURANCE WITH CERTIFIED REINSURERS (DEPOSITS BY AND FUNDS WITHHELD FROM)					
17. Multiple Beneficiary Trust.....					
18. Funds deposited by and withheld from (F).....					
19. Letters of credit (L).....					
20. Trust agreements (T).....					
21. Other (O).....					

SCHEDULE S - PART 7

Restatement of Balance Sheet to Identify Net Credit for Ceded Reinsurance

	1	2	3
	As Reported (net of ceded)	Restatement Adjustments	Restated (gross of ceded)
ASSETS (Page 2, Col. 3)			
1. Cash and invested assets (Line 12)	4,941,025		4,941,025
2. Accident and health premiums due and unpaid (Line 15)	954,412		954,412
3. Amounts recoverable from reinsurers (Line 16.1)	9,868	(9,868)	—
4. Net credit for ceded reinsurance	XXX	9,868	9,868
5. All other admitted assets (Balance)	30,338,615		30,338,615
6. Total assets (Line 28)	36,243,920	—	36,243,920
LIABILITIES, CAPITAL AND SURPLUS (Page 3)			
7. Claims unpaid (Line 1)	9,274,542		9,274,542
8. Accrued medical incentive pool and bonus payments (Line 2)	1,420,163		1,420,163
9. Premiums received in advance (Line 8)	36,176		36,176
10. Funds held under reinsurance treaties with authorized and unauthorized reinsurers (Line 19, first inset amount plus second inset amount)	4,773,230		4,773,230
11. Reinsurance in unauthorized companies (Line 20 minus inset amount)			
12. Reinsurance with Certified Reinsurers (Line 20 inset amount)			
13. Funds held under reinsurance treaties with Certified Reinsurers (Line 19 third inset amount)			
14. All other liabilities (Balance)	3,559,667		3,559,667
15. Total liabilities (Line 24)	19,063,778		19,063,778
16. Total capital and surplus (Line 33)	17,180,142	XXX	17,180,142
17. Total liabilities, capital and surplus (Line 34)	36,243,920		36,243,920
NET CREDIT FOR CEDED REINSURANCE			
18. Claims unpaid		XXX	XXX
19. Accrued medical incentive pool		XXX	XXX
20. Premiums received in advance		XXX	XXX
21. Reinsurance recoverable on paid losses	9,868	XXX	XXX
22. Other ceded reinsurance recoverables		XXX	XXX
23. Total ceded reinsurance recoverables	9,868	XXX	XXX
24. Premiums receivable		XXX	XXX
25. Funds held under reinsurance treaties with authorized and unauthorized reinsurers		XXX	XXX
26. Unauthorized reinsurance		XXX	XXX
27. Reinsurance with Certified Reinsurers		XXX	XXX
28. Funds held under reinsurance treaties with Certified Reinsurers		XXX	XXX
29. Other ceded reinsurance payables/offsets		XXX	XXX
30. Total ceded reinsurance payables/offsets		XXX	XXX
31. Total net credit for ceded reinsurance	9,868	XXX	XXX

SCHEDULE T – PART 2
 INTERSTATE COMPACT – EXHIBIT OF PREMIUMS WRITTEN
 Allocated By States And Territories

			Direct Business Only					
States, Etc.			1	2	3	4	5	6
			Life (Group and Individual)	Annuities (Group and Individual)	Disability Income (Group and Individual)	Long-Term Care (Group and Individual)	Deposit-Type Contracts	Totals
1.	Alabama	AL						
2.	Alaska	AK						
3.	Arizona	AZ						
4.	Arkansas	AR						
5.	California	CA						
6.	Colorado	CO						
7.	Connecticut	CT						
8.	Delaware	DE						
9.	District of Columbia	DC						
10.	Florida	FL						
11.	Georgia	GA						
12.	Hawaii	HI						
13.	Idaho	ID						
14.	Illinois	IL						
15.	Indiana	IN						
16.	Iowa	IA						
17.	Kansas	KS						
18.	Kentucky	KY						
19.	Louisiana	LA						
20.	Maine	ME						
21.	Maryland	MD						
22.	Massachusetts	MA						
23.	Michigan	MI						
24.	Minnesota	MN						
25.	Mississippi	MS						
26.	Missouri	MO						
27.	Montana	MT						
28.	Nebraska	NE						
29.	Nevada	NV						
30.	New Hampshire	NH						
31.	New Jersey	NJ						
32.	New Mexico	NM						
33.	New York	NY						
34.	North Carolina	NC						
35.	North Dakota	ND						
36.	Ohio	OH						
37.	Oklahoma	OK						
38.	Oregon	OR						
39.	Pennsylvania	PA						
40.	Rhode Island	RI						
41.	South Carolina	SC						
42.	South Dakota	SD						
43.	Tennessee	TN						
44.	Texas	TX						
45.	Utah	UT						
46.	Vermont	VT						
47.	Virginia	VA						
48.	Washington	WA						
49.	West Virginia	WV						
50.	Wisconsin	WI						
51.	Wyoming	WY						
52.	American Samoa	AS						
53.	Guam	GU						
54.	Puerto Rico	PR						
55.	U.S. Virgin Islands	VI						
56.	Northern Mariana Islands	MP						
57.	Canada	CAN						
58.	Aggregate other alien	OT						
59.	Totals							

NONE

SCHEDULE Y

PART 1A - DETAILS OF INSURANCE HOLDING COMPANY SYSTEM

1	2	3	4	5	6	7	8	9	10	11	12	13	14	15	16
Group Code	Group Name	NAIC Company Code	ID Number	Federal RSSD	CIK	Name of Securities Exchange if Publicly Traded (U.S. or International)	Names of Parent, Subsidiaries or Affiliates	Domiciliary Location	Relationship to Reporting Entity	Directly Controlled by (Name of Entity/Person)	Type of Control (Ownership, Board, Management, Attorney-in-Fact, Influence, Other)	If Control is Ownership, Provide Percentage	Ultimate Controlling Entity(ies) / Person(s)	Is an SCA Filing Required? (Yes/No)	*
4597	Lumeris Grp		26-3628710				Lumeris Healthcare Outcomes, LLC	MO	NIA	Lumeris Holdings LLC	Ownership	100.000	JDLinx, LLC	NO	
4597	Lumeris Grp		43-1861242				Lumeris Solutions Company, LLC	DE	NIA	Lumeris Holdings LLC	Ownership	100.000	JDLinx, LLC	NO	
4597	Lumeris Grp		80-0968618				Lumeris Holdings, LLC	DE	NIA	Lumeris Group Holdings Corporation	Ownership	100.000	JDLinx, LLC	NO	
4597	Lumeris Grp		26-1245470				Lumeris Group Holdings Corporation	DE	UDP	JDLinx, LLC	Ownership	60.790	JDLinx, LLC	NO	
4597	Lumeris Grp	11699	20-8185682				Essence Healthcare, Inc.	MO	RE	Lumeris Group Holdings Corporation	Ownership	100.000	JDLinx, LLC	NO	
4597	Lumeris Grp		47-2472489				Forecast Health Inc.	NC	NIA	Lumeris Solutions Company, LLC	Ownership	100.000	JDLinx, LLC	NO	
4597	Lumeris Grp		82-3463296				LHO of Florida, LLC	FL	NIA	Lumeris Healthcare Outcomes, LLC	Ownership	100.000	JDLinx, LLC	NO	
4597	Lumeris Grp		84-3677241				Essence Plan Holdings, LLC	DE	NIA	Lumeris Group Holdings Corporation	Ownership	100.000	JDLinx, LLC	NO	
4597	Lumeris Grp		84-5172897				Esse Health ACO, LLC	MO	NIA	Essence Plan Holdings, LLC	Ownership	49.000	JDLinx, LLC	NO	
4597	Lumeris Grp		87-1943889				Rancho Health Management, LLC	CA	NIA	Essence Plan Holdings, LLC	Ownership	49.000	JDLinx, LLC	NO	
4597	Lumeris Grp		99-2894234				Lumeris MSSP ACO, LLC	DE	NIA	Essence Plan Holdings, LLC	Ownership	100.000	JDLinx, LLC	NO	
4597	Lumeris Grp		46-4071746				Essence Healthcare of California, Inc.	CA	NIA	Essence Plan Holdings, LLC	Ownership	100.000	JDLinx, LLC	NO	
4597	Lumeris Grp	17254	88-0718243				Essence Healthcare PPO, Inc.	MO	DS	Essence Healthcare, Inc.	Ownership	100.000	JDLinx, LLC	NO	
4597	Lumeris Grp	17275	30-1295719				Essence Healthcare of Ohio, Inc.	OH	DS	Essence Healthcare, Inc.	Ownership	100.000	JDLinx, LLC	NO	
4597	Lumeris Grp		88-1789122				Lumeris ARO, LLC	DE	NIA	Lumeris Holdings LLC	Ownership	100.000	JDLinx, LLC	NO	
4597	Lumeris Grp		88-1764234				Lumeris ARO St. Louis, LLC	DE	NIA	Lumeris ARO, LLC	Ownership	100.000	JDLinx, LLC	NO	
4597	Lumeris Grp		92-3102119				Lumeris ARO Arkansas, LLC	DE	NIA	Lumeris ARO, LLC	Ownership	100.000	JDLinx, LLC	NO	
4597	Lumeris Grp		93-1400012				Lumeris ARO Ohio, LLC	DE	NIA	Lumeris ARO, LLC	Ownership	100.000	JDLinx, LLC	NO	
4597	Lumeris Grp		93-1435438				Lumeris ARO Oklahoma, LLC	DE	NIA	Lumeris ARO, LLC	Ownership	100.000	JDLinx, LLC	NO	
4597	Lumeris Grp		93-2085084				Lumeris ARO New Jersey, LLC	NJ	NIA	Lumeris ARO, LLC	Ownership	100.000	JDLinx, LLC	NO	
4597	Lumeris Grp		98-0904611				Lumeris ARO NY IPA, LLC	NY	NIA	Lumeris ARO, LLC	Ownership	100.000	JDLinx, LLC	NO	
4597	Lumeris Grp		93-3633636				Lumeris ARO Illinois, LLC	IL	NIA	Lumeris ARO, LLC	Ownership	100.000	JDLinx, LLC	NO	
4597	Lumeris Grp		93-3879347				Lumeris ARO Colorado, LLC	CO	NIA	Lumeris ARO, LLC	Ownership	100.000	JDLinx, LLC	NO	
4597	Lumeris Grp		99-2822679				Provider's Choice, LLC	MO	NIA	Lumeris Holdings LLC	Ownership	100.000	JDLinx, LLC	NO	
4597	Lumeris Grp		99-3260508				Medicare Partners MSSP II, LLC	DE	NIA	Lumeris Holdings LLC	Ownership	100.000	JDLinx, LLC	NO	
4597	Lumeris Grp		99-3266090				Medicare Partners MSSP III, LLC	DE	NIA	Lumeris Holdings LLC	Ownership	100.000	JDLinx, LLC	NO	
4597	Lumeris Grp		99-3288876				Medicare Partners MSSP IV, LLC	DE	NIA	Lumeris Holdings LLC	Ownership	100.000	JDLinx, LLC	NO	
4597	Lumeris Grp		99-3374021				Medicare Partners MSSP V, LLC	DE	NIA	Lumeris Holdings LLC	Ownership	100.000	JDLinx, LLC	NO	

41

Asterisk	Explanation

SCHEDULE Y

PART 2 - SUMMARY OF INSURER'S TRANSACTIONS WITH ANY AFFILIATES

1	2	3	4	5	6	7	8	9	10	11	12	13
NAIC Company Code	ID Number	Names of Insurers and Parent, Subsidiaries or Affiliates	Shareholder Dividends	Capital Contributions	Purchases, Sales or Exchanges of Loans, Securities, Real Estate, Mortgage Loans or Other Investments	Income/ (Disbursements) Incurred in Connection with Guarantees or Undertakings for the Benefit of any Affiliate(s)	Management Agreements and Service Contracts	Income/ (Disbursements) Incurred Under Reinsurance Agreements	*	Any Other Material Activity Not in the Ordinary Course of the Insurer's Business	Totals	Reinsurance Recoverable/ (Payable) on Losses and/or Reserve Credit Taken/ (Liability)
17275	30-1295719	Essence Healthcare PPO, Inc.		-			(7,440,763)				(7,440,763)	
00000	26-3628710	Lumeris Health Outcomes					7,440,763				7,440,763	
9999999 – Control Totals				-			-		XXX		-	

SCHEDULE Y

Part 3 - ULTIMATE CONTROLLING PARTY AND LISTING OF OTHER U.S. INSURANCE GROUPS OR ENTITIES UNDER THAT ULTIMATE CONTROLLING PARTY'S CONTROL

1	2	3	4	5	6	7	8
Insurers in Holding Company	Owners with Greater than 10% Ownership	Ownership Percentage Column 2 of Column 1	Granted Disclaimer of Control / Affiliation of Column 2 Over Column 1 (Yes/No)	Ultimate Controlling Party	U.S. Insurance Groups or Entities Controlled by Column 5	Ownership Percentage (Column 5 of Column 6)	Granted Disclaimer of Control / Affiliation of Column 5 Over Column 6 (Yes/No)
NONE							

SUPPLEMENTAL EXHIBITS AND SCHEDULE INTERROGATORIES

REQUIRED FILINGS

The following supplemental reports are required to be filed as part of your statement filing unless specifically waived by the domiciliary state. However, in the event that your domiciliary state waives the filing requirement, your response of **WAIVED** to the specific interrogatory will be accepted in lieu of filing a "NONE" report and a bar code will be printed below. If the supplement is required of your company but is not being filed for whatever reason, enter **SEE EXPLANATION** and provide an explanation following the interrogatory questions.

	Responses
March Filing	
1. Will the Supplemental Compensation Exhibit be filed with the state of domicile by March 1?.....	YES.....
2. Will an Actuarial Opinion be filed by March 1?.....	YES.....
3. Will the confidential Risk-based Capital Report be filed with the NAIC by March 1?.....	YES.....
4. Will the confidential Risk-based Capital Report be filed with the state of domicile, if required by March 1?.....	YES.....
April Filing	
5. Will Management's Discussion and Analysis be filed by April 1?.....	YES.....
6. Will the Supplemental Investment Risks Interrogatories be filed by April 1?.....	YES.....
7. Will the Accident and Health Policy Experience Exhibit be filed by April 1?.....	YES.....
June Filing	
8. Will an Audited Financial Report be filed by June 1?.....	YES.....
9. Will Accountants Letter of Qualifications be filed with the state of domicile and electronically with the NAIC by June 1?.....	YES.....

SUPPLEMENTAL FILINGS

The following supplemental reports are required to be filed as part of your statement filing **if your company is engaged in the type of business covered by the supplement. However, in the event that your company does not transact the type of business for which the special report must be filed, your response of NO to the specific interrogatory will be accepted in lieu of filing a "NONE" report and a bar code will be printed below.** If the supplement is required of your company but is not being filed for whatever reason, enter **SEE EXPLANATION** and provide an explanation following the interrogatory questions.


March Filing	
10. Will the Medicare Supplement Insurance Experience Exhibit be filed with the state of domicile and the NAIC by March 1?.....	NO.....
11. Will the Supplemental Life data due March 1 be filed with the state of domicile and the NAIC?.....	NO.....
12. Will Schedule SIS (Stockholder Information Supplement) be filed with the state of domicile by March 1?.....	NO.....
13. Will the actuarial opinion on participating and non-participating policies as required in Interrogatories 1 and 2 on Exhibit 5 to Life Supplement be filed with the state of domicile and electronically with the NAIC by March 1?.....	NO.....
14. Will the actuarial opinion on non-guaranteed elements as required in Interrogatory 3 to Exhibit 5 to Life Supplement be filed with the state of domicile and electronically with the NAIC by March 1?.....	NO.....
15. Will the Medicare Part D Coverage Supplement be filed with the state of domicile and the NAIC by March 1?.....	NO.....
16. Will an approval from the reporting entity's state of domicile for relief related to the five-year rotation requirement for lead audit partner be filed electronically with the NAIC by March 1?.....	NO.....
17. Will an approval from the reporting entity's state of domicile for relief related to the one-year cooling off period for independent CPA be filed electronically with the NAIC by March 1?.....	NO.....
18. Will an approval from the reporting entity's state of domicile for relief related to the Requirements for Audit Committees be filed electronically with the NAIC by March 1?.....	NO.....
19. Will the Market Conduct Annual Statement (MCAS) Premium Exhibit for the Year be filed with the applicable jurisdictions and with the NAIC by March 1?.....	NO.....
April Filing	
20. Will the Long-Term Care Experience Reporting Forms be filed with the state of domicile and the NAIC by April 1?.....	NO.....
21. Will the Supplemental Life data due April 1 be filed with the state of domicile and the NAIC?.....	NO.....
22. Will the Supplemental Health Care Exhibit (Parts 1 and 2) be filed with the state of domicile and the NAIC by April 1?.....	YES.....
23. Will the Life, Health & Annuity Guaranty Association Assessable Premium Exhibit - Parts 1 and 2 be filed with the state of domicile and the NAIC by April 1?.....	YES.....
August Filing	
24. Will Management's Report of Internal Control Over Financial Reporting be filed with the state of domicile by August 1?.....	NO.....

SUPPLEMENTAL EXHIBITS AND SCHEDULE INTERROGATORIES


Explanation

Barcode


- 1.
- 2.
- 3.
- 4.
- 5.
- 6.
- 7.
- 8.
- 9.
- 10.
- 11.
- 12.
- 13.
- 14.
- 15.
- 16.
- 17.
- 18.
- 19.
- 20.
- 21.
- 22.
- 23.
- 24.




1 7 2 5 4 2 0 2 5 3 6 0 0 0 0 0 0




1 7 2 5 4 2 0 2 5 2 0 5 0 0 0 0 0




1 7 2 5 4 2 0 2 5 4 2 0 0 0 0 0 0




1 7 2 5 4 2 0 2 5 3 7 1 0 0 0 0 0




1 7 2 5 4 2 0 2 5 3 7 0 0 0 0 0 0




1 7 2 5 4 2 0 2 5 3 6 5 0 0 0 0 0




1 7 2 5 4 2 0 2 5 2 2 4 0 0 0 0 0




1 7 2 5 4 2 0 2 5 2 2 5 0 0 0 0 0




1 7 2 5 4 2 0 2 5 2 2 6 0 0 0 0 0




1 7 2 5 4 2 0 2 5 6 0 0 0 0 0 0 0



1 7 2 5 4 2 0 2 5 3 0 6 0 0 0 0 0



1 7 2 5 4 2 0 2 5 2 1 1 0 0 0 0 0



1 7 2 5 4 2 0 2 5 2 2 3 0 0 0 0 0

OVERFLOW PAGE FOR WRITE-INS

UNDERWRITING AND INVESTMENT EXHIBIT

PART 3 – ANALYSIS OF EXPENSES

	Claim Adjustment Expenses		3 General Administrative Expenses	4 Investment Expenses	5 Total
	1 Cost Containment Expenses	2 Other Claim Adjustment Expenses			
2504. Miscellaneous	608		137		745
2597. Summary of remaining write-ins for Line 25 from overflow page	608		137		745

OVERFLOW PAGE FOR WRITE-INS