



ANNUAL STATEMENT
FOR THE YEAR ENDED DECEMBER 31, 2025
OF THE CONDITION AND AFFAIRS OF THE
ESSENCE HEALTHCARE, INC.

NAIC Group Code 4597, 4597 NAIC Company Code 11699 Employer's ID Number 20-8185682

Organized under the Laws of MO State of Domicile or Port of Entry MO
Country of Domicile US
Licensed as business type: Health Maintenance Organization Is HMO Federally Qualified? NO
Incorporated/Organized 01/30/2003 Commenced Business 07/01/2004
Statutory Home Office 13900 Riverport Drive St. Louis, MO, US 63043
Main Administrative Office 13900 Riverport Drive St. Louis, MO, US 63043
1-866-509-5398 (Telephone)
Mail Address 13900 Riverport Drive St. Louis, MO, US 63043
Primary Location of Books and Records 13900 Riverport Drive St. Louis, MO, US 63043
1-866-509-5398 (Telephone)
Internet Website Address www.essencehealthcare.com
Statutory Statement Contact Lisa Michelle McGinnis 636-544-1318 (Telephone)
Imcginis@lumeris.com 314-222-7869 (Fax)

OFFICERS

Jordan Reigel, President Gail Halterman, Secretary
Erin Venable, Chief Financial Officer

OTHER

Jason Siegel, Chief Actuary

DIRECTORS OR TRUSTEES

Richard Hardy Jones Martha Ellen Butler
Debbie Zimmerman Steve Udvarhelvi M.D.
Vince Mellet

State of Missouri
County of Saint Louis SS

The officers of this reporting entity being duly sworn, each depose and say that they are the described officers of said reporting entity, and that on the reporting period stated above, all of the herein described assets were the absolute property of the said reporting entity, free and clear from any liens or claims thereon, except as herein stated, and that this statement, together with related exhibits, schedules and explanations therein contained, annexed or referred to, is a full and true statement of all the assets and liabilities and of the condition and affairs of the said reporting entity as of the reporting period stated above, and of its income and deductions therefrom for the period ended, and have been completed in accordance with the NAIC Annual Statement Instructions and Accounting Practices and Procedures manual except to the extent that: (1) state law may differ; or, (2) that state rules or regulations require differences in reporting not related to accounting practices and procedures, according to the best of their information, knowledge and belief, respectively. Furthermore, the scope of this attestation by the described officers also includes the related corresponding electronic filing with the NAIC, when required, that is an exact copy (except for formatting differences due to electronic filing) of the enclosed statement. The electronic filing may be requested by various regulators in lieu of or in addition to the enclosed statement.

x [Signature] Jordan Reigel President
x [Signature] Gail Halterman Secretary
x [Signature] Erin Venable Chief Financial Officer

Subscribed and sworn to before me
this 26th day of February, 2026

- a. Is this an original filing? Yes
b. If no:
1. State the amendment number:
2. Date filed:
3. Number of pages attached:

x [Signature]



**EXHIBIT 2 - ACCIDENT AND HEALTH PREMIUMS DUE AND UNPAID**

1 Name of Debtor	2 1 - 30 Days	3 31 - 60 Days	4 61 - 90 Days	5 Over 90 Days	6 Nonadmitted	7 Admitted
0199999 Total individuals.....	35,132	7,177		61,353	61,353	42,308
Group subscribers:						
0299997 Group subscriber subtotal.....						
0299998 Premiums due and unpaid not individually listed.....						
0299999 Total group.....						
0399999 Premiums due and unpaid from Medicare entities.....						
0499999 Premiums due and unpaid from Medicaid entities.....						
0599999 Accident and health premiums due and unpaid (Page 2, Line 15).....	35,132	7,177		61,353	61,353	42,308

**EXHIBIT 3 - HEALTH CARE RECEIVABLES**

1 Name of Debtor	2 1 - 30 Days	3 31 - 60 Days	4 61 - 90 Days	5 Over 90 Days	6 Nonadmitted	7 Admitted
0199998 – Aggregate of Amounts Not Individually Listed	14,735,602	–	856,696	326,865	326,865	15,592,298
0199999 – Pharmaceutical Rebate Receivables	14,735,602	–	856,696	326,865	326,865	15,592,298
0299998 – Aggregate of Amounts Not Individually Listed	1,590,024	–	–	122,595	1,712,618	–
0299999 – Claim Overpayment Receivables	1,590,024	–	–	122,595	1,712,618	–
0599998 – Aggregate of Amounts Not Individually Listed	24,403,504	–	–	–	8,294,642	16,108,862
0599999 – Risk Sharing Receivables	24,403,504	–	–	–	8,294,642	16,108,862
0699998 – Aggregate of Amounts Not Individually Listed	46,667	5,520	4,986	18,313	18,313	57,173
0699999 – Other Health Care Receivables	46,667	5,520	4,986	18,313	18,313	57,173
0799999 – Gross Health Care Receivables	40,775,797	5,520	861,682	467,773	10,352,438	31,758,333

**EXHIBIT 3A - ANALYSIS OF HEALTH CARE RECEIVABLES COLLECTED AND ACCRUED**

Type of Health Care Receivable	Health Care Receivables Collected or Offset During the Year		Health Care Receivables Accrued as of December 31 of Current Year		5	6
	1 On Amounts Accrued Prior to January 1 of Current Year	2 On Amounts Accrued During the Year	3 On Amounts Accrued December 31 of Prior Year	4 On Amounts Accrued During the Year	Health Care Receivables from Prior Years (Cols. 1 + 3)	Estimated Health Care Receivables Accrued as of December 31 of Prior Year
1. Pharmaceutical rebate receivables .....	26,461,049	39,438,193	–	15,919,163	26,461,049	36,854,021
2. Claim overpayment receivables .....	34,067	10,607,805	1,590,024	122,595	1,624,091	1,624,091
3. Loans and advances to providers .....	–	–	–	–	–	–
4. Capitation arrangement receivables .....	–	–	–	–	–	–
5. Risk sharing receivables .....	–	–	8,294,642	16,108,862	8,294,642	14,818,503
6. Other health care receivables .....	–	147,088	–	75,486	–	–
7. Totals (Lines 1 through 6) .....	26,495,116	50,193,086	9,884,666	32,226,106	36,379,782	53,296,615

Note that the accrued amounts in Columns 3, 4 and 6 are the total health care receivables, not just the admitted portion.

**EXHIBIT 4 - CLAIMS UNPAID AND INCENTIVE POOL, WITHHOLD AND BONUS (REPORTED AND UNREPORTED)**

Aging Analysis of Unpaid Claims

1 Account	2 1 - 30 Days	3 31 - 60 Days	4 61 - 90 Days	5 91 - 120 Days	6 Over 120 Days	7 Total
0299999 – Aggregate accounts not individually listed-uncovered.....	1,348,466					1,348,466
0499999 – Subtotals.....	1,348,466					1,348,466
0599999 – Unreported claims and other claim reserves.....						29,497,464
0799999 – Total claims unpaid.....						30,845,930
0899999 – Accrued medical incentive pool and bonus amounts.....						19,040,912

**EXHIBIT 5 - AMOUNTS DUE FROM PARENT, SUBSIDIARIES AND AFFILIATES**

1 Name of Affiliate	2 1 - 30 Days	3 31 - 60 Days	4 61 - 90 Days	5 Over 90 Days	6 Nonadmitted	Admitted	
						7 Current	8 Non-Current
Lumeris Group Holdings Corporation.....	1,220					1,220	
0199999 – Individually listed receivables.....	1,220					1,220	
0399999 – Total gross amounts receivable.....	1,220					1,220	

**EXHIBIT 6 - AMOUNTS DUE TO PARENT, SUBSIDIARIES AND AFFILIATES**

1 Affiliate	2 Description	3 Amount	4 Current	5 Non-Current
Lumeris Health Outcomes, LLC.....		1,365,115	1,365,115	
Lumeris ARO St. Louis, LLC.....		5,844,025	5,844,025	
Essence Healthcare of OH, Inc.....		77,467	77,467	
Essence Healthcare PPO, Inc.....		4,908,488	4,908,488	
Lumeris Group Holdings Corporation.....		775,685	775,685	
0199999 – Individually listed payable.....		12,970,780	12,970,780	
0399999 – Total gross payables.....		12,970,780	12,970,780	

**EXHIBIT 7 – PART 1 – SUMMARY OF TRANSACTIONS WITH PROVIDERS**

Payment Method	1 Direct Medical Expense Payment	2 Column 1 as a % of Total Payments	3 Total Members Covered	4 Column 3 as a % of Total Members	5 Column 1 Expenses Paid to Affiliated Providers	6 Column 1 Expenses Paid to Non- Affiliated Providers
<b>Capitation Payments:</b>						
1. Medical groups	56,395,124	8.953	41,369	100.000		56,395,124
2. Intermediaries	537,842	0.085	41,369	100.000		537,842
3. All other providers	11,981,988	1.902	41,369	100.000		11,981,988
4. Total capitation payments	68,914,954	10.940	124,107	300.000		68,914,954
<b>Other Payments:</b>						
5. Fee-for-service			XXX	XXX		
6. Contractual fee payments	560,998,823	89.060	XXX	XXX		560,998,823
7. Bonus/withhold arrangements – fee-for-service			XXX	XXX		
8. Bonus/withhold arrangements – contractual fee payments			XXX	XXX		
9. Non-contingent salaries			XXX	XXX		
10. Aggregate cost arrangements			XXX	XXX		
11. All other payments			XXX	XXX		
12. Total other payments	560,998,823	89.060	XXX	XXX		560,998,823
13. Total (Line 4 plus Line 12)	629,913,777	100.000 %	XXX	XXX		629,913,777

**EXHIBIT 7 – PART 2 – SUMMARY OF TRANSACTIONS WITH INTERMEDIARIES**

1 NAIC Code	2 Name of Intermediary	3 Capitation Paid	4 Average Monthly Capitation	5 Intermediary's Total Adjusted Capital	6 Intermediary's Authorized Control Level RBC
	Mercy Managed Behavioral Health	537,842	44,820		
9999999 – Totals		537,842	XXX	XXX	XXX

**EXHIBIT 8 – FURNITURE, EQUIPMENT AND SUPPLIES OWNED**

Description	1 Cost	2 Improvements	3 Accumulated Depreciation	4 Book Value Less Encumbrances	5 Assets Not Admitted	6 Net Admitted Assets
1. Administrative furniture and equipment .....						
2. Medical furniture, equipment and fixtures .....						
3. Pharmaceuticals and surgical supplies .....						
4. Durable medical equipment .....						
5. Other property and equipment .....						
6. Total .....						

**NONE**



**EXHIBIT OF PREMIUMS, ENROLLMENT AND UTILIZATION (a)**

REPORT FOR: 1. CORPORATION Essence Healthcare, Inc.

2. St. Louis, MO  
(LOCATION)

NAIC Group Code: 4597

BUSINESS IN THE STATE OF ARKANSAS DURING THE YEAR 2025

NAIC Company Code: 11699

	1 Total	Comprehensive (Hospital & Medical)		4 Medicare Supplement	5 Vision Only	6 Dental Only	7 Federal Employees Health Benefits Plan	8 Title XVIII Medicare	9 Title XIX Medicaid	10 Credit A&H	11 Disability Income	12 Long-Term Care	13 Other Health	14 Other Non-Health
		2 Individual	3 Group											
Total Members at end of:														
1. Prior year.....	47							47						
2. First quarter.....	63							63						
3. Second quarter.....	62							62						
4. Third quarter.....	61							61						
5. Current year.....	61							61						
6. Current year member months.....	746							746						
Total Member Ambulatory Encounters for Year:														
7. Physician.....	382							382						
8. Non-physician.....	88							88						
9. Total.....	470							470						
10. Hospital patient days incurred.....	17							17						
11. Number of inpatient admissions.....	5							5						
12. Health premiums written (b).....	1,064,488							1,064,488						
13. Life premiums direct.....														
14. Property/casualty premiums written.....														
15. Health premiums earned.....	1,064,488							1,064,488						
16. Property/casualty premiums earned.....														
17. Amount paid for provision of health care services.....	402,391							402,391						
18. Amount incurred for provision of health care services.....	397,722							397,722						

(a) For health business: number of persons insured under PPO managed care products and number of persons insured under indemnity only products .

(b) For health premiums written: amount of Medicare Title XVIII exempt from state taxes or fees \$

30 AR



**EXHIBIT OF PREMIUMS, ENROLLMENT AND UTILIZATION (a)**

REPORT FOR: 1. CORPORATION Essence Healthcare, Inc.

2. St. Louis, MO  
(LOCATION)

NAIC Group Code: 4597

BUSINESS IN THE STATE OF ILLINOIS DURING THE YEAR 2025

NAIC Company Code: 11699

	1 Total	Comprehensive (Hospital & Medical)		4 Medicare Supplement	5 Vision Only	6 Dental Only	7 Federal Employees Health Benefits Plan	8 Title XVIII Medicare	9 Title XIX Medicaid	10 Credit A&H	11 Disability Income	12 Long-Term Care	13 Other Health	14 Other Non-Health
		2 Individual	3 Group											
Total Members at end of:														
1. Prior year.....	9,793							9,793						
2. First quarter.....	8,596							8,596						
3. Second quarter.....	8,417							8,417						
4. Third quarter.....	8,277							8,277						
5. Current year.....	8,224							8,224						
6. Current year member months.....	101,120							101,120						
Total Member Ambulatory Encounters for Year:														
7. Physician.....	74,572							74,572						
8. Non-physician.....	35,628							35,628						
9. Total.....	110,200							110,200						
10. Hospital patient days incurred.....	11,262							11,262						
11. Number of inpatient admissions.....	1,973							1,973						
12. Health premiums written (b).....	144,359,268							144,359,268						
13. Life premiums direct.....														
14. Property/casualty premiums written.....														
15. Health premiums earned.....	144,359,268							144,359,268						
16. Property/casualty premiums earned.....														
17. Amount paid for provision of health care services.....	139,323,078							139,323,078						
18. Amount incurred for provision of health care services.....	137,706,667							137,706,667						

(a) For health business: number of persons insured under PPO managed care products and number of persons insured under indemnity only products .

(b) For health premiums written: amount of Medicare Title XVIII exempt from state taxes or fees \$



**EXHIBIT OF PREMIUMS, ENROLLMENT AND UTILIZATION (a)**

REPORT FOR: 1. CORPORATION Essence Healthcare, Inc.

2. St. Louis, MO  
(LOCATION)

NAIC Group Code: 4597

BUSINESS IN THE STATE OF INDIANA DURING THE YEAR 2025

NAIC Company Code: 11699

	1 Total	Comprehensive (Hospital & Medical)		4 Medicare Supplement	5 Vision Only	6 Dental Only	7 Federal Employees Health Benefits Plan	8 Title XVIII Medicare	9 Title XIX Medicaid	10 Credit A&H	11 Disability Income	12 Long-Term Care	13 Other Health	14 Other Non-Health
		2 Individual	3 Group											
Total Members at end of:														
1. Prior year.....	46							46						
2. First quarter.....	44							44						
3. Second quarter.....	43							43						
4. Third quarter.....	42							42						
5. Current year.....	42							42						
6. Current year member months.....	513							513						
Total Member Ambulatory Encounters for Year:														
7. Physician.....	413							413						
8. Non-physician.....	160							160						
9. Total.....	573							573						
10. Hospital patient days incurred.....	18							18						
11. Number of inpatient admissions.....	7							7						
12. Health premiums written (b).....	731,886							731,886						
13. Life premiums direct.....														
14. Property/casualty premiums written.....														
15. Health premiums earned.....	731,886							731,886						
16. Property/casualty premiums earned.....														
17. Amount paid for provision of health care services.....	432,817							432,817						
18. Amount incurred for provision of health care services.....	427,795							427,795						

(a) For health business: number of persons insured under PPO managed care products and number of persons insured under indemnity only products .

(b) For health premiums written: amount of Medicare Title XVIII exempt from state taxes or fees \$



**EXHIBIT OF PREMIUMS, ENROLLMENT AND UTILIZATION (a)**

REPORT FOR: 1. CORPORATION Essence Healthcare, Inc.

2. St. Louis, MO  
(LOCATION)

NAIC Group Code: 4597

BUSINESS IN THE STATE OF KENTUCKY DURING THE YEAR 2025

NAIC Company Code: 11699

	1 Total	Comprehensive (Hospital & Medical)		4 Medicare Supplement	5 Vision Only	6 Dental Only	7 Federal Employees Health Benefits Plan	8 Title XVIII Medicare	9 Title XIX Medicaid	10 Credit A&H	11 Disability Income	12 Long-Term Care	13 Other Health	14 Other Non-Health
		2 Individual	3 Group											
Total Members at end of:														
1. Prior year.....	287							287						
2. First quarter.....	239							239						
3. Second quarter.....	234							234						
4. Third quarter.....	230							230						
5. Current year.....	228							228						
6. Current year member months.....	2,808							2,808						
Total Member Ambulatory Encounters for Year:														
7. Physician.....	2,386							2,386						
8. Non-physician.....	983							983						
9. Total.....	3,369							3,369						
10. Hospital patient days incurred.....	465							465						
11. Number of inpatient admissions.....	96							96						
12. Health premiums written (b).....	4,008,450							4,008,450						
13. Life premiums direct.....														
14. Property/casualty premiums written.....														
15. Health premiums earned.....	4,008,450							4,008,450						
16. Property/casualty premiums earned.....														
17. Amount paid for provision of health care services.....	4,525,121							4,525,121						
18. Amount incurred for provision of health care services.....	4,472,621							4,472,621						

(a) For health business: number of persons insured under PPO managed care products and number of persons insured under indemnity only products .

(b) For health premiums written: amount of Medicare Title XVIII exempt from state taxes or fees \$

30 KY



**EXHIBIT OF PREMIUMS, ENROLLMENT AND UTILIZATION (a)**

REPORT FOR: 1. CORPORATION Essence Healthcare, Inc.

2. St. Louis, MO  
(LOCATION)

NAIC Group Code: 4597

BUSINESS IN THE STATE OF MISSOURI DURING THE YEAR 2025

NAIC Company Code: 11699

	1 Total	Comprehensive (Hospital & Medical)		4 Medicare Supplement	5 Vision Only	6 Dental Only	7 Federal Employees Health Benefits Plan	8 Title XVIII Medicare	9 Title XIX Medicaid	10 Credit A&H	11 Disability Income	12 Long-Term Care	13 Other Health	14 Other Non-Health
		2 Individual	3 Group											
Total Members at end of:														
1. Prior year.....	37,468							37,468						
2. First quarter.....	34,300							34,300						
3. Second quarter.....	33,585							33,585						
4. Third quarter.....	33,029							33,029						
5. Current year.....	32,814							32,814						
6. Current year member months.....	403,495							403,495						
Total Member Ambulatory Encounters for Year:														
7. Physician.....	260,105							260,105						
8. Non-physician.....	127,524							127,524						
9. Total.....	387,629							387,629						
10. Hospital patient days incurred.....	43,245							43,245						
11. Number of inpatient admissions.....	7,700							7,700						
12. Health premiums written (b).....	576,035,623							576,035,623						
13. Life premiums direct.....														
14. Property/casualty premiums written.....														
15. Health premiums earned.....	576,035,623							576,035,623						
16. Property/casualty premiums earned.....														
17. Amount paid for provision of health care services.....	485,230,371							485,230,371						
18. Amount incurred for provision of health care services.....	479,600,778							479,600,778						

30.MO

(a) For health business: number of persons insured under PPO managed care products and number of persons insured under indemnity only products .

(b) For health premiums written: amount of Medicare Title XVIII exempt from state taxes or fees \$



**EXHIBIT OF PREMIUMS, ENROLLMENT AND UTILIZATION (a)**

REPORT FOR: 1. CORPORATION Essence Healthcare, Inc.

2. St. Louis, MO  
(LOCATION)

NAIC Group Code: 4597

BUSINESS IN THE STATE OF GRAND TOTAL DURING THE YEAR 2025

NAIC Company Code: 11699

	1 Total	Comprehensive (Hospital & Medical)		4 Medicare Supplement	5 Vision Only	6 Dental Only	7 Federal Employees Health Benefits Plan	8 Title XVIII Medicare	9 Title XIX Medicaid	10 Credit A&H	11 Disability Income	12 Long-Term Care	13 Other Health	14 Other Non-Health
		2 Individual	3 Group											
Total Members at end of:														
1. Prior year.....	47,641							47,641						
2. First quarter.....	43,242							43,242						
3. Second quarter.....	42,341							42,341						
4. Third quarter.....	41,639							41,639						
5. Current year.....	41,369							41,369						
6. Current year member months.....	508,682							508,682						
Total Member Ambulatory Encounters for Year:														
7. Physician.....	337,858							337,858						
8. Non-physician.....	164,383							164,383						
9. Total.....	502,241							502,241						
10. Hospital patient days incurred.....	55,007							55,007						
11. Number of inpatient admissions.....	9,781							9,781						
12. Health premiums written (b).....	726,199,715							726,199,715						
13. Life premiums direct.....														
14. Property/casualty premiums written.....														
15. Health premiums earned.....	726,199,715							726,199,715						
16. Property/casualty premiums earned.....														
17. Amount paid for provision of health care services.....	629,913,778							629,913,778						
18. Amount incurred for provision of health care services.....	622,605,583							622,605,583						

30.GT

(a) For health business: number of persons insured under PPO managed care products and number of persons insured under indemnity only products .

(b) For health premiums written: amount of Medicare Title XVIII exempt from state taxes or fees \$

**SCHEDULE S - PART 1 - SECTION 2**

Reinsurance Assumed Accident and Health Insurance Listed by Reinsured Company as of December 31, Current Year

1	2	3	4	5	6	7	8	9	10	11	12	13
NAIC Company Code	ID Number	Effective Date	Name of Reinsured	Domiciliary Jurisdiction	Type of Reinsurance Assumed	Type of Business Assumed	Premiums	Unearned Premiums	Reserve Liability Other Than For Unearned Premiums	Reinsurance Payable on Paid and Unpaid Losses	Modified Coinsurance Reserve	Funds Withheld Under Coinsurance
<b>Non-Affiliates, U.S. Non-Affiliates</b>												
80659	82-4533188	01/01/2025	Canada Life Assurance Company	mi	QA/G	MR	75,465,710					
0899999 – Non-Affiliates, U.S. Non-Affiliates							75,465,710					
1099999 – Total Non-Affiliates							75,465,710					
1199999 – Total U.S. (Sum of 0399999 and 0899999)							75,465,710					
9999999 – Total (Sum of 0799999 and 1099999)							75,465,710					

**SCHEDULE S - PART 2**

Reinsurance Recoverable on Paid and Unpaid Losses Listed by Reinsuring Company as of December 31, Current Year

1	2	3	4	5	6	7
NAIC Company Code	ID Number	Effective Date	Name of Company	Domiciliary Jurisdiction	Paid Losses	Unpaid Losses
<b>Accident and Health, Non-Affiliates, U.S. Non-Affiliates</b>						
11835	04-1590940	01/01/2025	PartnerRe Reinsurance	DE	152,605	
1999999 – Accident and Health, Non-Affiliates, U.S. Non-Affiliates					152,605	
2199999 – Accident and Health, Non-Affiliates, Total Non-Affiliates					152,605	
2299999 – Total Accident and Health					152,605	
2399999 – Total U.S. (Sum of 0399999, 0899999, 1499999 and 1999999)					152,605	
9999999 – Total (Sum of 1199999 and 2299999)					152,605	

**SCHEDULE S - PART 3 - SECTION 2**

Reinsurance Ceded Accident and Health Insurance Listed by Reinsuring Company as of December 31, Current Year

1 NAIC Company Code	2 ID Number	3 Effective Date	4 Name of Company	5 Domiciliary Jurisdiction	6 Type of Reinsurance Ceded	7 Type of Business Ceded	8 Premiums	9 Unearned Premiums (Estimated)	10 Reserve Credit Taken Other than for Unearned Premiums	Outstanding Surplus Relief		13 Modified Coinsurance Reserve	14 Funds Withheld Under Coinsurance
										11 Current Year	12 Prior Year		
<b>General Account, Authorized, Non-Affiliates, U.S. Non-Affiliates</b>													
... 80659 ...	... 82-4533188 ...	... 01/01/2025 ...	Canada Life Assurance Company.....	..... MI .....	..... QA/G .....	..... MR .....	... 349,492,152 .....	.....	.....	.....	.....	.....	.....
... 11835 ...	... 04-1590940 ...	... 01/01/2025 ...	PartnerRe America Insurance Company.....	..... DE .....	..... SSL/I .....	..... MR .....	... 230,020 .....	.....	.....	.....	.....	.....	.....
0899999 – General Account, Authorized, Non-Affiliates, U.S. Non-Affiliates .....							... 349,722,172 .....	.....	.....	.....	.....	.....	.....
1099999 – General Account, Authorized, Total Authorized Non-Affiliates .....							... 349,722,172 .....	.....	.....	.....	.....	.....	.....
1199999 – Total General Account Authorized .....							... 349,722,172 .....	.....	.....	.....	.....	.....	.....
4599999 – Total General Account Authorized, Unauthorized, Reciprocal Jurisdiction and Certified .....							... 349,722,172 .....	.....	.....	.....	.....	.....	.....
9199999 – Total U.S. ....							... 349,722,172 .....	.....	.....	.....	.....	.....	.....
9999999 – Total (Sum of 4599999 and 9099999) .....							... 349,722,172 .....	.....	.....	.....	.....	.....	.....

(34) Schedule S - Part 4

**NONE**

(34) Schedule S - Part 4 - Bank Footnote

**NONE**

(35) Schedule S - Part 5

**NONE**

(35) Schedule S - Part 5 - Bank Footnote

**NONE**

**SCHEDULE S - PART 6**  
 Five-Year Exhibit of Reinsurance Ceded Business  
 (\$000 Omitted)

	1	2	3	4	5
	2025	2024	2023	2022	2021
<b>A. OPERATIONS ITEMS</b>					
1. Premiums.....					
2. Title XVIII-Medicare.....	349,722	658	3,886	4,632	5,062
3. Title XIX-Medicaid.....					
4. Commissions and reinsurance expense allowance.....					
5. Total hospital and medical expenses.....		(18)	1,815	3,418	2,022
<b>B. BALANCE SHEET ITEMS</b>					
6. Premiums receivable.....					
7. Claims payable.....				486	440
8. Reinsurance recoverable on paid losses.....	153	66	624	486	774
9. Experience rating refunds due or unpaid.....					
10. Commissions and reinsurance expense allowances due.....					
11. Unauthorized reinsurance offset.....					
12. Offset for reinsurance with Certified Reinsurers.....					
<b>C. UNAUTHORIZED REINSURANCE (DEPOSITS BY AND FUNDS WITHHELD FROM)</b>					
13. Funds deposited by and withheld from (F).....					
14. Letters of credit (L).....					
15. Trust agreements (T).....					
16. Other (O).....					
<b>D. REINSURANCE WITH CERTIFIED REINSURERS (DEPOSITS BY AND FUNDS WITHHELD FROM)</b>					
17. Multiple Beneficiary Trust.....					
18. Funds deposited by and withheld from (F).....					
19. Letters of credit (L).....					
20. Trust agreements (T).....					
21. Other (O).....					

**SCHEDULE S - PART 7**

Restatement of Balance Sheet to Identify Net Credit for Ceded Reinsurance

	1	2	3
	As Reported (net of ceded)	Restatement Adjustments	Restated (gross of ceded)
<b>ASSETS (Page 2, Col. 3)</b>			
1. Cash and invested assets (Line 12)	134,211,740		134,211,740
2. Accident and health premiums due and unpaid (Line 15)	2,894,457		2,894,457
3. Amounts recoverable from reinsurers (Line 16.1)	152,605	(152,605)	—
4. Net credit for ceded reinsurance	XXX	152,605	152,605
5. All other admitted assets (Balance)	61,276,234		61,276,234
6. Total assets (Line 28)	198,535,036	—	198,535,036
<b>LIABILITIES, CAPITAL AND SURPLUS (Page 3)</b>			
7. Claims unpaid (Line 1)	30,845,930		30,845,930
8. Accrued medical incentive pool and bonus payments (Line 2)	19,040,912		19,040,912
9. Premiums received in advance (Line 8)	35,114		35,114
10. Funds held under reinsurance treaties with authorized and unauthorized reinsurers (Line 19, first inset amount plus second inset amount)			
11. Reinsurance in unauthorized companies (Line 20 minus inset amount)			
12. Reinsurance with Certified Reinsurers (Line 20 inset amount)			
13. Funds held under reinsurance treaties with Certified Reinsurers (Line 19 third inset amount)			
14. All other liabilities (Balance)	46,484,592		46,484,592
15. Total liabilities (Line 24)	96,406,548		96,406,548
16. Total capital and surplus (Line 33)	102,128,488	XXX	102,128,488
17. Total liabilities, capital and surplus (Line 34)	198,535,036		198,535,036
<b>NET CREDIT FOR CEDED REINSURANCE</b>			
18. Claims unpaid		XXX	XXX
19. Accrued medical incentive pool		XXX	XXX
20. Premiums received in advance		XXX	XXX
21. Reinsurance recoverable on paid losses	152,605	XXX	XXX
22. Other ceded reinsurance recoverables		XXX	XXX
23. Total ceded reinsurance recoverables	152,605	XXX	XXX
24. Premiums receivable		XXX	XXX
25. Funds held under reinsurance treaties with authorized and unauthorized reinsurers		XXX	XXX
26. Unauthorized reinsurance		XXX	XXX
27. Reinsurance with Certified Reinsurers		XXX	XXX
28. Funds held under reinsurance treaties with Certified Reinsurers		XXX	XXX
29. Other ceded reinsurance payables/offsets		XXX	XXX
30. Total ceded reinsurance payables/offsets		XXX	XXX
31. Total net credit for ceded reinsurance	152,605	XXX	XXX

**SCHEDULE T – PART 2**  
 INTERSTATE COMPACT – EXHIBIT OF PREMIUMS WRITTEN  
 Allocated By States And Territories

			Direct Business Only					
States, Etc.			1	2	3	4	5	6
			Life (Group and Individual)	Annuities (Group and Individual)	Disability Income (Group and Individual)	Long-Term Care (Group and Individual)	Deposit-Type Contracts	Totals
1.	Alabama	AL						
2.	Alaska	AK						
3.	Arizona	AZ						
4.	Arkansas	AR						
5.	California	CA						
6.	Colorado	CO						
7.	Connecticut	CT						
8.	Delaware	DE						
9.	District of Columbia	DC						
10.	Florida	FL						
11.	Georgia	GA						
12.	Hawaii	HI						
13.	Idaho	ID						
14.	Illinois	IL						
15.	Indiana	IN						
16.	Iowa	IA						
17.	Kansas	KS						
18.	Kentucky	KY						
19.	Louisiana	LA						
20.	Maine	ME						
21.	Maryland	MD						
22.	Massachusetts	MA						
23.	Michigan	MI						
24.	Minnesota	MN						
25.	Mississippi	MS						
26.	Missouri	MO						
27.	Montana	MT						
28.	Nebraska	NE						
29.	Nevada	NV						
30.	New Hampshire	NH						
31.	New Jersey	NJ						
32.	New Mexico	NM						
33.	New York	NY						
34.	North Carolina	NC						
35.	North Dakota	ND						
36.	Ohio	OH						
37.	Oklahoma	OK						
38.	Oregon	OR						
39.	Pennsylvania	PA						
40.	Rhode Island	RI						
41.	South Carolina	SC						
42.	South Dakota	SD						
43.	Tennessee	TN						
44.	Texas	TX						
45.	Utah	UT						
46.	Vermont	VT						
47.	Virginia	VA						
48.	Washington	WA						
49.	West Virginia	WV						
50.	Wisconsin	WI						
51.	Wyoming	WY						
52.	American Samoa	AS						
53.	Guam	GU						
54.	Puerto Rico	PR						
55.	U.S. Virgin Islands	VI						
56.	Northern Mariana Islands	MP						
57.	Canada	CAN						
58.	Aggregate other alien	OT						
59.	Totals							

**NONE**

**SCHEDULE Y**

PART 1A - DETAILS OF INSURANCE HOLDING COMPANY SYSTEM

1	2	3	4	5	6	7	8	9	10	11	12	13	14	15	16
Group Code	Group Name	NAIC Company Code	ID Number	Federal RSSD	CIK	Name of Securities Exchange if Publicly Traded (U.S. or International)	Names of Parent, Subsidiaries or Affiliates	Domiciliary Location	Relationship to Reporting Entity	Directly Controlled by (Name of Entity/Person)	Type of Control (Ownership, Board, Management, Attorney-in-Fact, Influence, Other)	If Control is Ownership, Provide Percentage	Ultimate Controlling Entity(ies) / Person(s)	Is an SCA Filing Required? (Yes/No)	*
4597	Lumeris Grp		26-3628710				Lumeris Healthcare Outcomes, LLC	MO	NIA	Lumeris Holdings LLC	Ownership	100.000	JDLinx, LLC	NO	
4597	Lumeris Grp		43-1861242				Lumeris Solutions Company, LLC	DE	NIA	Lumeris Holdings LLC	Ownership	100.000	JDLinx, LLC	NO	
4597	Lumeris Grp		80-0968618				Lumeris Holdings, LLC	DE	NIA	Lumeris Group Holdings Corporation	Ownership	100.000	JDLinx, LLC	NO	
4597	Lumeris Grp		26-1245470				Lumeris Group Holdings Corporation	DE	UDP	JDLinx, LLC	Ownership	60.790	JDLinx, LLC	NO	
4597	Lumeris Grp	11699	20-8185682				Essence Healthcare, Inc.	MO	RE	Lumeris Group Holdings Corporation	Ownership	100.000	JDLinx, LLC	NO	
4597	Lumeris Grp		47-2472489				Forecast Health Inc.	NC	NIA	Lumeris Solutions Company, LLC	Ownership	100.000	JDLinx, LLC	NO	
4597	Lumeris Grp		82-3463296				LHO of Florida, LLC	FL	NIA	Lumeris Healthcare Outcomes, LLC	Ownership	100.000	JDLinx, LLC	NO	
4597	Lumeris Grp		84-3677241				Essence Plan Holdings, LLC	DE	NIA	Lumeris Group Holdings Corporation	Ownership	100.000	JDLinx, LLC	NO	
4597	Lumeris Grp		84-5172897				Esse Health ACO, LLC	MO	NIA	Essence Plan Holdings, LLC	Ownership	49.000	JDLinx, LLC	NO	
4597	Lumeris Grp		87-1943889				Rancho Health Management, LLC	CA	NIA	Essence Plan Holdings, LLC	Ownership	49.000	JDLinx, LLC	NO	
4597	Lumeris Grp		99-2894234				Lumeris MSSP ACO, LLC	DE	NIA	Essence Plan Holdings, LLC	Ownership	100.000	JDLinx, LLC	NO	
4597	Lumeris Grp		46-4071746				Essence Healthcare of California, Inc.	CA	NIA	Essence Plan Holdings, LLC	Ownership	100.000	JDLinx, LLC	NO	
4597	Lumeris Grp	17254	88-0718243				Essence Healthcare PPO, Inc.	MO	DS	Essence Healthcare, Inc.	Ownership	100.000	JDLinx, LLC	NO	
4597	Lumeris Grp	17275	30-1295719				Essence Healthcare of Ohio, Inc.	OH	DS	Essence Healthcare, Inc.	Ownership	100.000	JDLinx, LLC	NO	
4597	Lumeris Grp		88-1789122				Lumeris ARO, LLC	DE	NIA	Lumeris Holdings LLC	Ownership	100.000	JDLinx, LLC	NO	
4597	Lumeris Grp		88-1764234				Lumeris ARO St. Louis, LLC	DE	NIA	Lumeris ARO, LLC	Ownership	100.000	JDLinx, LLC	NO	
4597	Lumeris Grp		92-3102119				Lumeris ARO Arkansas, LLC	DE	NIA	Lumeris ARO, LLC	Ownership	100.000	JDLinx, LLC	NO	
4597	Lumeris Grp		93-1400012				Lumeris ARO Ohio, LLC	DE	NIA	Lumeris ARO, LLC	Ownership	100.000	JDLinx, LLC	NO	
4597	Lumeris Grp		93-1435438				Lumeris ARO Oklahoma, LLC	DE	NIA	Lumeris ARO, LLC	Ownership	100.000	JDLinx, LLC	NO	
4597	Lumeris Grp		93-2085084				Lumeris ARO New Jersey, LLC	NJ	NIA	Lumeris ARO, LLC	Ownership	100.000	JDLinx, LLC	NO	
4597	Lumeris Grp		98-0904611				Lumeris ARO NY IPA, LLC	NY	NIA	Lumeris ARO, LLC	Ownership	100.000	JDLinx, LLC	NO	
4597	Lumeris Grp		93-3633636				Lumeris ARO Illinois, LLC	IL	NIA	Lumeris ARO, LLC	Ownership	100.000	JDLinx, LLC	NO	
4597	Lumeris Grp		93-3879347				Lumeris ARO Colorado, LLC	CO	NIA	Lumeris ARO, LLC	Ownership	100.000	JDLinx, LLC	NO	
4597	Lumeris Grp		99-2822679				Provider's Choice, LLC	MO	NIA	Lumeris Holdings LLC	Ownership	100.000	JDLinx, LLC	NO	
4597	Lumeris Grp		99-3260508				Medicare Partners MSSP II, LLC	DE	NIA	Lumeris Holdings LLC	Ownership	100.000	JDLinx, LLC	NO	
4597	Lumeris Grp		99-3266090				Medicare Partners MSSP III, LLC	DE	NIA	Lumeris Holdings LLC	Ownership	100.000	JDLinx, LLC	NO	
4597	Lumeris Grp		99-3288876				Medicare Partners MSSP IV, LLC	DE	NIA	Lumeris Holdings LLC	Ownership	100.000	JDLinx, LLC	NO	
4597	Lumeris Grp		99-3374021				Medicare Partners MSSP V, LLC	DE	NIA	Lumeris Holdings LLC	Ownership	100.000	JDLinx, LLC	NO	

41

Asterisk	Explanation

**SCHEDULE Y**

PART 2 - SUMMARY OF INSURER'S TRANSACTIONS WITH ANY AFFILIATES

1	2	3	4	5	6	7	8	9	10	11	12	13
NAIC Company Code	ID Number	Names of Insurers and Parent, Subsidiaries or Affiliates	Shareholder Dividends	Capital Contributions	Purchases, Sales or Exchanges of Loans, Securities, Real Estate, Mortgage Loans or Other Investments	Income/ (Disbursements) Incurred in Connection with Guarantees or Undertakings for the Benefit of any Affiliate(s)	Management Agreements and Service Contracts	Income/ (Disbursements) Incurred Under Reinsurance Agreements	*	Any Other Material Activity Not in the Ordinary Course of the Insurer's Business	Totals	Reinsurance Recoverable/ (Payable) on Losses and/or Reserve Credit Taken/ (Liability)
00000	26-3628710	Lumeris Healthcare Outcomes					(42,079,556)				(42,079,556)	
11699	20-8185682	Essence Healthcare, Inc					43,977,507				43,977,507	
00000	26-1245470	Lumeris Group Holdings Corporation					(1,897,951)				(1,897,951)	
9999999 - Control Totals							-		XXX		-	

**SCHEDULE Y**

Part 3 - ULTIMATE CONTROLLING PARTY AND LISTING OF OTHER U.S. INSURANCE GROUPS OR ENTITIES UNDER THAT ULTIMATE CONTROLLING PARTY'S CONTROL

1	2	3	4	5	6	7	8
Insurers in Holding Company	Owners with Greater than 10% Ownership	Ownership Percentage Column 2 of Column 1	Granted Disclaimer of Control / Affiliation of Column 2 Over Column 1 (Yes/No)	Ultimate Controlling Party	U.S. Insurance Groups or Entities Controlled by Column 5	Ownership Percentage (Column 5 of Column 6)	Granted Disclaimer of Control / Affiliation of Column 5 Over Column 6 (Yes/No)
<b>NONE</b>							

**SUPPLEMENTAL EXHIBITS AND SCHEDULE INTERROGATORIES**

**REQUIRED FILINGS**

The following supplemental reports are required to be filed as part of your statement filing unless specifically waived by the domiciliary state. However, in the event that your domiciliary state waives the filing requirement, your response of **WAIVED** to the specific interrogatory will be accepted in lieu of filing a "NONE" report and a bar code will be printed below. If the supplement is required of your company but is not being filed for whatever reason, enter **SEE EXPLANATION** and provide an explanation following the interrogatory questions.













	Responses
<b>March Filing</b>	
1. Will the Supplemental Compensation Exhibit be filed with the state of domicile by March 1?.....	Yes .....
2. Will an Actuarial Opinion be filed by March 1?.....	Yes .....
3. Will the confidential Risk-based Capital Report be filed with the NAIC by March 1?.....	Yes .....
4. Will the confidential Risk-based Capital Report be filed with the state of domicile, if required by March 1?.....	Yes .....
<b>April Filing</b>	
5. Will Management's Discussion and Analysis be filed by April 1?.....	Yes .....
6. Will the Supplemental Investment Risks Interrogatories be filed by April 1?.....	Yes .....
7. Will the Accident and Health Policy Experience Exhibit be filed by April 1?.....	Yes .....
<b>June Filing</b>	
8. Will an Audited Financial Report be filed by June 1?.....	Yes .....
9. Will Accountants Letter of Qualifications be filed with the state of domicile and electronically with the NAIC by June 1?.....	Yes .....

**SUPPLEMENTAL FILINGS**

The following supplemental reports are required to be filed as part of your statement filing **if your company is engaged in the type of business covered by the supplement. However, in the event that your company does not transact the type of business for which the special report must be filed, your response of NO to the specific interrogatory will be accepted in lieu of filing a "NONE" report and a bar code will be printed below.** If the supplement is required of your company but is not being filed for whatever reason, enter **SEE EXPLANATION** and provide an explanation following the interrogatory questions.

<b>March Filing</b>	
10. Will the Medicare Supplement Insurance Experience Exhibit be filed with the state of domicile and the NAIC by March 1?.....	No .....
11. Will the Supplemental Life data due March 1 be filed with the state of domicile and the NAIC?.....	No .....
12. Will Schedule SIS (Stockholder Information Supplement) be filed with the state of domicile by March 1?.....	No .....
13. Will the actuarial opinion on participating and non-participating policies as required in Interrogatories 1 and 2 on Exhibit 5 to Life Supplement be filed with the state of domicile and electronically with the NAIC by March 1?.....	No .....
14. Will the actuarial opinion on non-guaranteed elements as required in Interrogatory 3 to Exhibit 5 to Life Supplement be filed with the state of domicile and electronically with the NAIC by March 1?.....	No .....
15. Will the Medicare Part D Coverage Supplement be filed with the state of domicile and the NAIC by March 1?.....	No .....
16. Will an approval from the reporting entity's state of domicile for relief related to the five-year rotation requirement for lead audit partner be filed electronically with the NAIC by March 1?.....	No .....
17. Will an approval from the reporting entity's state of domicile for relief related to the one-year cooling off period for independent CPA be filed electronically with the NAIC by March 1?.....	No .....
18. Will an approval from the reporting entity's state of domicile for relief related to the Requirements for Audit Committees be filed electronically with the NAIC by March 1?.....	No .....
19. Will the Market Conduct Annual Statement (MCAS) Premium Exhibit for the Year be filed with the applicable jurisdictions and with the NAIC by March 1?.....	NO .....
<b>April Filing</b>	
20. Will the Long-Term Care Experience Reporting Forms be filed with the state of domicile and the NAIC by April 1?.....	No .....
21. Will the Supplemental Life data due April 1 be filed with the state of domicile and the NAIC?.....	No .....
22. Will the Supplemental Health Care Exhibit (Parts 1 and 2) be filed with the state of domicile and the NAIC by April 1?.....	Yes .....
23. Will the Life, Health & Annuity Guaranty Association Assessable Premium Exhibit - Parts 1 and 2 be filed with the state of domicile and the NAIC by April 1?.....	YES .....
<b>August Filing</b>	
24. Will Management's Report of Internal Control Over Financial Reporting be filed with the state of domicile by August 1?.....	YES .....

### SUPPLEMENTAL EXHIBITS AND SCHEDULE INTERROGATORIES

Explanation	Barcode
1.	
2.	
3.	
4.	
5.	
6.	
7.	
8.	
9.	
10.	 1 1 6 9 9 2 0 2 5 3 6 0 0 0 0 0 0
11.	 1 1 6 9 9 2 0 2 5 2 0 5 0 0 0 0 0
12.	 1 1 6 9 9 2 0 2 5 4 2 0 0 0 0 0 0
13.	 1 1 6 9 9 2 0 2 5 3 7 1 0 0 0 0 0
14.	 1 1 6 9 9 2 0 2 5 3 7 0 0 0 0 0 0
15.	 1 1 6 9 9 2 0 2 5 3 6 5 0 0 0 0 0
16.	 1 1 6 9 9 2 0 2 5 2 2 4 0 0 0 0 0
17.	 1 1 6 9 9 2 0 2 5 2 2 5 0 0 0 0 0
18.	 1 1 6 9 9 2 0 2 5 2 2 6 0 0 0 0 0
19.	 1 1 6 9 9 2 0 2 5 6 0 0 0 0 0 0 0
20.	 1 1 6 9 9 2 0 2 5 3 0 6 0 0 0 0 0
21.	 1 1 6 9 9 2 0 2 5 2 1 1 0 0 0 0 0
22.	
23.	
24.	

**OVERFLOW PAGE FOR WRITE-INS**

**UNDERWRITING AND INVESTMENT EXHIBIT**

PART 3 – ANALYSIS OF EXPENSES

	Claim Adjustment Expenses		3 General Administrative Expenses	4 Investment Expenses	5 Total
	1 Cost Containment Expenses	2 Other Claim Adjustment Expenses			
2504. Miscellaneous .....	2,553	8	34,382		36,943
2597. Summary of remaining write-ins for Line 25 from overflow page .....	2,553	8	34,382		36,943

**OVERFLOW PAGE FOR WRITE-INS**