



HEALTH ANNUAL STATEMENT

FOR THE YEAR ENDED DECEMBER 31, 2023
OF THE CONDITION AND AFFAIRS OF THE

Wellpoint Ohio, Inc.

NAIC Group Code 0671 0671 NAIC Company Code 10767 Employer's ID Number 13-4212818
(Current) (Prior)

Organized under the Laws of Ohio, State of Domicile or Port of Entry OH

Country of Domicile United States of America

Licensed as business type: Health Maintenance Organization

Is HMO Federally Qualified? Yes [] No [X]

Incorporated/Organized 03/08/2002 Commenced Business 09/01/2005

Statutory Home Office 4361 Irwin Simpson Road, C/O Community Ins. Co., Mason, OH, US 45040
(Street and Number) (City or Town, State, Country and Zip Code)

Main Administrative Office 5800 Northampton Blvd
(Street and Number)
Norfolk, VA, US 23502, 757-490-6900
(City or Town, State, Country and Zip Code) (Area Code) (Telephone Number)

Mail Address 5800 Northampton Blvd, Norfolk, VA, US 23502
(Street and Number or P.O. Box) (City or Town, State, Country and Zip Code)

Primary Location of Books and Records 5800 Northampton Blvd
(Street and Number)
Norfolk, VA, US 23502, 800-331-1476
(City or Town, State, Country and Zip Code) (Area Code) (Telephone Number)

Internet Website Address www.elevancehealth.com

Statutory Statement Contact Jill M Waddell, 262-202-1569
(Name) (Area Code) (Telephone Number)
jill.waddell@elevancehealth.com, 262-523-4945
(E-mail Address) (FAX Number)

OFFICERS

President/Chairperson Kristen Louise Metzger Treasurer Vincent Edward Scher
 Secretary Kathleen Susan Kiefer Assistant Treasurer Eric (Rick) Kenneth Noble

OTHER

Jennifer Ann Dewane, Vice President

DIRECTORS OR TRUSTEES

Kristen Louise Metzger Ronald William Penczek Jennifer Ann Dewane

State of Indiana SS
 County of Marion

The officers of this reporting entity being duly sworn, each depose and say that they are the described officers of said reporting entity, and that on the reporting period stated above, all of the herein described assets were the absolute property of the said reporting entity, free and clear from any liens or claims thereon, except as herein stated, and that this statement, together with related exhibits, schedules and explanations therein contained, annexed or referred to, is a full and true statement of all the assets and liabilities and of the condition and affairs of the said reporting entity as of the reporting period stated above, and of its income and deductions therefrom for the period ended, and have been completed in accordance with the NAIC Annual Statement Instructions and Accounting Practices and Procedures manual except to the extent that: (1) state law may differ; or, (2) that state rules or regulations require differences in reporting not related to accounting practices and procedures, according to the best of their information, knowledge and belief, respectively. Furthermore, the scope of this attestation by the described officers also includes the related corresponding electronic filing with the NAIC, when required, that is an exact copy (except for formatting differences due to electronic filing) of the enclosed statement. The electronic filing may be requested by various regulators in lieu of or in addition to the enclosed statement.

DocuSigned by:

Kristen Louise Metzger

93E0B1E1F93B437...
 Kristen Louise Metzger
 President/Chairperson

DocuSigned by:

Kathleen Susan Kiefer

D85175EE05784B1...
 Kathleen Susan Kiefer
 Secretary

DocuSigned by:

Vincent E. Scher

A85A33722D4143E...
 Vincent Edward Scher
 Treasurer

Subscribed and sworn to before me this
25th day of January 2024

Louanna Stiner

Louanna Stiner
 Executive Admin Assistant
 06/29/31

- a. Is this an original filing? Yes [X] No []
 b. If no,
 1. State the amendment number.....
 2. Date filed
 3. Number of pages attached.....

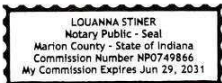


EXHIBIT 2 - ACCIDENT AND HEALTH PREMIUMS DUE AND UNPAID

1 Name of Debtor	2 1 - 30 Days	3 31 - 60 Days	4 61 - 90 Days	5 Over 90 Days	6 Nonadmitted	7 Admitted
0199999 Total individuals.....						
Group Subscribers:						
0299998. Premiums due and unpaid not individually listed						
0299999. Total group	0	0	0	0	0	0
0399999. Premiums due and unpaid from Medicare entities	8,534	3,798	3,596	42,387	42,387	15,928
0499999. Premiums due and unpaid from Medicaid entities						
.....						
.....						
.....						
.....						
.....						
.....						
.....						
.....						
.....						
.....						
.....						
.....						
.....						
.....						
.....						
.....						
.....						
.....						
.....						
.....						
.....						
.....						
.....						
.....						
.....						
.....						
.....						
.....						
.....						
.....						
.....						
.....						
.....						
.....						
.....						
.....						
.....						
.....						
.....						
.....						
.....						
.....						
.....						
.....						
.....						
.....						
.....						
.....						
.....						
.....						
.....						
.....						
.....						
.....						
.....						
.....						
.....						
.....						
.....						
.....						
0599999 Accident and health premiums due and unpaid (Page 2, Line 15)	8,534	3,798	3,596	42,387	42,387	15,928

EXHIBIT 3A - ANALYSIS OF HEALTH CARE RECEIVABLES COLLECTED AND ACCRUED

Type of Health Care Receivable	Health Care Receivables Collected or Offset During the Year		Health Care Receivables Accrued as of December 31 of Current Year		5 Health Care Receivables from Prior Years (Columns 1 + 3)	6 Estimated Health Care Receivables Accrued as of December 31 of Prior Year
	1 On Amounts Accrued Prior to January 1 of Current Year	2 On Amounts Accrued During the Year	3 On Amounts Accrued December 31 of Prior Year	4 On Amounts Accrued During the Year		
1. Pharmaceutical rebate receivables	176,686	1,648,615	0	86,798	176,686	106,122
2. Claim overpayment receivables	41,488	0	8,603	46,753	50,091	10,679
3. Loans and advances to providers	0	0	0	0	0	0
4. Capitation arrangement receivables	0	0	0	0	0	0
5. Risk sharing receivables	0	0	0	0	0	0
6. Other health care receivables.....	0	1,533,355	0	109	0	0
7. Totals (Lines 1 through 6)	218,174	3,181,970	8,603	133,660	226,777	116,801

Note that the accrued amounts in Columns 3, 4, and 6 are the total health care receivables, not just the admitted portion.

EXHIBIT 5 - AMOUNTS DUE FROM PARENT, SUBSIDIARIES AND AFFILIATES

1 Name of Affiliate	2 1 - 30 Days	3 31 - 60 Days	4 61 - 90 Days	5 Over 90 Days	6 Nonadmitted	Admitted	
						7 Current	8 Non-Current
NONE							
0399999 Total gross amounts receivable							

EXHIBIT 7 PART 1- SUMMARY OF TRANSACTIONS WITH PROVIDERS

Payment Method	1 Direct Medical Expense Payment	2 Column 1 as a % of Total Payments	3 Total Members Covered	4 Column 3 as a % of Total Members	5 Column 1 Expenses Paid to Affiliated Providers	6 Column 1 Expenses Paid to Non-Affiliated Providers
Capitation Payments:						
1. Medical groups	0	0.0		0.0		0
2. Intermediaries	1,006,648	1.2	5,971	100.0		1,006,648
3. All other providers	77,513,659	94.7	5,971	100.0		77,513,659
4. Total capitation payments	78,520,307	96.0	11,942	200.0	0	78,520,307
Other Payments:						
5. Fee-for-service	294,273	0.4	XXX	XXX		294,273
6. Contractual fee payments	88,170	0.1	XXX	XXX		88,170
7. Bonus/withhold arrangements - fee-for-service	0	0.0	XXX	XXX		0
8. Bonus/withhold arrangements - contractual fee payments	2,928,015	3.6	XXX	XXX		2,928,015
9. Non-contingent salaries	0	0.0	XXX	XXX		0
10. Aggregate cost arrangements	0	0.0	XXX	XXX		0
11. All other payments	0	0.0	XXX	XXX		0
12. Total other payments	3,310,458	4.0	XXX	XXX	0	3,310,458
13. TOTAL (Line 4 plus Line 12)	81,830,765	100%	XXX	XXX	0	81,830,765

EXHIBIT 7 - PART 2 - SUMMARY OF TRANSACTIONS WITH INTERMEDIARIES

1 NAIC Code	2 Name of Intermediary	3 Capitation Paid	4 Average Monthly Capitation	5 Intermediary's Total Adjusted Capital	6 Intermediary's Authorized Control Level RBC
	Liberty Dental Plan Corporation, INC	1,006,648			
9999999 Totals		1,006,648	XXX	XXX	XXX

EXHIBIT 8 - FURNITURE, EQUIPMENT AND SUPPLIES OWNED

Description	1 Cost	2 Improvements	3 Accumulated Depreciation	4 Book Value Less Encumbrances	5 Assets Not Admitted	6 Net Admitted Assets
1. Administrative furniture and equipment	NONE					
2. Medical furniture, equipment and fixtures						
3. Pharmaceuticals and surgical supplies						
4. Durable medical equipment						
5. Other property and equipment						
6. Total						



ANNUAL STATEMENT FOR THE YEAR 2023 OF THE Wellpoint Ohio, Inc.

EXHIBIT OF PREMIUMS, ENROLLMENT AND UTILIZATION (a)

REPORT FOR: 1. CORPORATION

Wellpoint Ohio, Inc.

2. Mason, OH

NAIC Group Code	0671	BUSINESS IN THE STATE OF		DURING THE YEAR										
		Arizona		2023										
		Comprehensive (Hospital & Medical)		NAIC Company Code										
	1	2	3	4	5	6	7	8	9	10	11	12	13	14
	Total	Individual	Group	Medicare Supplement	Vision Only	Dental Only	Federal Employees Health Benefits Plan	Title XVIII Medicare	Title XIX Medicaid	Credit A&H	Disability Income	Long-Term Care	Other Health	Other Non-Health
Total Members at end of:														
1. Prior Year	7,571							7,571						
2. First Quarter	6,277							6,277						
3. Second Quarter	6,143							6,143						
4. Third Quarter	6,087							6,087						
5. Current Year	5,971							5,971						
6. Current Year Member Months	73,997							73,997						
Total Member Ambulatory Encounters for Year:														
7. Physician	89,689							89,689						
8. Non-Physician	94,913							94,913						
9. Total	184,602	0	0	0	0	0	0	184,602	0	0	0	0	0	0
10. Hospital Patient Days Incurred	7,776							7,776						
11. Number of Inpatient Admissions	1,153							1,153						
12. Health Premiums Written (b)	98,730,820							98,730,820						
13. Life Premiums Direct	0							0						
14. Property/Casualty Premiums Written	0							0						
15. Health Premiums Earned.....	96,739,628							96,739,628						
16. Property/Casualty Premiums Earned	0							0						
17. Amount Paid for Provision of Health Care Services.....	81,830,765							81,830,765						
18. Amount Incurred for Provision of Health Care Services	82,359,988							82,359,988						

(a) For health business: number of persons insured under PPO managed care products and number of persons insured under indemnity only products

(b) For health premiums written: amount of Medicare Title XVIII exempt from state taxes or fees \$ 98,730,820

30.AZ



ANNUAL STATEMENT FOR THE YEAR 2023 OF THE Wellpoint Ohio, Inc.

EXHIBIT OF PREMIUMS, ENROLLMENT AND UTILIZATION (a)

REPORT FOR: 1. CORPORATION

Wellpoint Ohio, Inc.

2. Mason, OH

NAIC Group Code	0671	BUSINESS IN THE STATE OF		Grand Total	DURING THE YEAR										(LOCATION)				
		Comprehensive (Hospital & Medical)			4	5	6	7	8	9	10	11	12	13	14	NAIC Company Code			
		2	3													10767			
Total	Individual	Group	Medicare Supplement	Vision Only	Dental Only	Federal Employees Health Benefits Plan	Title XVIII Medicare	Title XIX Medicaid	Credit A&H	Disability Income	Long-Term Care	Other Health	Other Non-Health						
Total Members at end of:																			
1. Prior Year	7,571	0	0	0	0	0	7,571	0	0	0	0	0	0	0					
2. First Quarter	6,277	0	0	0	0	0	6,277	0	0	0	0	0	0	0					
3. Second Quarter	6,143	0	0	0	0	0	6,143	0	0	0	0	0	0	0					
4. Third Quarter	6,087	0	0	0	0	0	6,087	0	0	0	0	0	0	0					
5. Current Year	5,971	0	0	0	0	0	5,971	0	0	0	0	0	0	0					
6. Current Year Member Months	73,997	0	0	0	0	0	73,997	0	0	0	0	0	0	0					
Total Member Ambulatory Encounters for Year:																			
7. Physician	89,689	0	0	0	0	0	89,689	0	0	0	0	0	0	0					
8. Non-Physician	94,913	0	0	0	0	0	94,913	0	0	0	0	0	0	0					
9. Total	184,602	0	0	0	0	0	184,602	0	0	0	0	0	0	0					
10. Hospital Patient Days Incurred	7,776	0	0	0	0	0	7,776	0	0	0	0	0	0	0					
11. Number of Inpatient Admissions	1,153	0	0	0	0	0	1,153	0	0	0	0	0	0	0					
12. Health Premiums Written (b)	98,730,820	0	0	0	0	0	98,730,820	0	0	0	0	0	0	0					
13. Life Premiums Direct	0	0	0	0	0	0	0	0	0	0	0	0	0	0					
14. Property/Casualty Premiums Written	0	0	0	0	0	0	0	0	0	0	0	0	0	0					
15. Health Premiums Earned	96,739,628	0	0	0	0	0	96,739,628	0	0	0	0	0	0	0					
16. Property/Casualty Premiums Earned	0	0	0	0	0	0	0	0	0	0	0	0	0	0					
17. Amount Paid for Provision of Health Care Services	81,830,765	0	0	0	0	0	81,830,765	0	0	0	0	0	0	0					
18. Amount Incurred for Provision of Health Care Services	82,359,988	0	0	0	0	0	82,359,988	0	0	0	0	0	0	0					

(a) For health business: number of persons insured under PPO managed care products0 and number of persons insured under indemnity only products0 .

(b) For health premiums written: amount of Medicare Title XVIII exempt from state taxes or fees \$98,730,820

30 GT

Schedule S - Part 1 - Section 2

NONE

Schedule S - Part 2

NONE

Schedule S - Part 3 - Section 2

NONE

Schedule S - Part 4

NONE

Schedule S - Part 4 - Bank Footnote

NONE

Schedule S - Part 5

NONE

Schedule S - Part 5 - Bank Footnote

NONE

Schedule S - Part 6

NONE

SCHEDULE S - PART 7

Restatement of Balance Sheet to Identify Net Credit For Ceded Reinsurance

	1 As Reported (net of ceded)	2 Restatement Adjustments	3 Restated (gross of ceded)
ASSETS (Page 2, Col. 3)			
1. Cash and invested assets (Line 12)	25,909,146		25,909,146
2. Accident and health premiums due and unpaid (Line 15)	3,196,017		3,196,017
3. Amounts recoverable from reinsurers (Line 16.1)	0		0
4. Net credit for ceded reinsurance	XXX	0	0
5. All other admitted assets (Balance)	12,021,875		12,021,875
6. Total assets (Line 28)	41,127,038	0	41,127,038
LIABILITIES, CAPITAL AND SURPLUS (Page 3)			
7. Claims unpaid (Line 1)	831,061		831,061
8. Accrued medical incentive pool and bonus payments (Line 2)	227,351		227,351
9. Premiums received in advance (Line 8)	998		998
10. Funds held under reinsurance treaties with authorized and unauthorized reinsurers (Line 19 first inset amount plus second inset amount)	0		0
11. Reinsurance in unauthorized companies (Line 20 minus inset amount)	0		0
12. Reinsurance with Certified Reinsurers (Line 20 inset amount)			0
13. Funds held under reinsurance treaties with Certified Reinsurers (Line 19 third inset amount)	0		0
14. All other liabilities (Balance)	18,463,886		18,463,886
15. Total liabilities (Line 24)	19,523,296	0	19,523,296
16. Total capital and surplus (Line 33)	21,603,742	XXX	21,603,742
17. Total liabilities, capital and surplus (Line 34)	41,127,038	0	41,127,038
NET CREDIT FOR CEDED REINSURANCE			
18. Claims unpaid	0		
19. Accrued medical incentive pool	0		
20. Premiums received in advance	0		
21. Reinsurance recoverable on paid losses	0		
22. Other ceded reinsurance recoverables	0		
23. Total ceded reinsurance recoverables	0		
24. Premiums receivable	0		
25. Funds held under reinsurance treaties with authorized and unauthorized reinsurers	0		
26. Unauthorized reinsurance	0		
27. Reinsurance with Certified Reinsurers	0		
28. Funds held under reinsurance treaties with Certified Reinsurers	0		
29. Other ceded reinsurance payables/offsets	0		
30. Total ceded reinsurance payables/offsets	0		
31. Total net credit for ceded reinsurance	0		

SCHEDULE T - PART 2
INTERSTATE COMPACT - EXHIBIT OF PREMIUMS WRITTEN

Allocated by States and Territories

States, Etc.		Direct Business Only					Totals
		1 Life (Group and Individual)	2 Annuities (Group and Individual)	3 Disability Income (Group and Individual)	4 Long-Term Care (Group and Individual)	5 Deposit-Type Contracts	
1. Alabama	AL						
2. Alaska	AK						
3. Arizona	AZ						
4. Arkansas	AR						
5. California	CA						
6. Colorado	CO						
7. Connecticut	CT						
8. Delaware	DE						
9. District of Columbia	DC						
10. Florida	FL						
11. Georgia	GA						
12. Hawaii	HI						
13. Idaho	ID						
14. Illinois	IL						
15. Indiana	IN						
16. Iowa	IA						
17. Kansas	KS						
18. Kentucky	KY						
19. Louisiana	LA						
20. Maine	ME						
21. Maryland	MD						
22. Massachusetts	MA						
23. Michigan	MI						
24. Minnesota	MN						
25. Mississippi	MS						
26. Missouri	MO						
27. Montana	MT						
28. Nebraska	NE						
29. Nevada	NV						
30. New Hampshire	NH						
31. New Jersey	NJ						
32. New Mexico	NM						
33. New York	NY						
34. North Carolina	NC						
35. North Dakota	ND						
36. Ohio	OH						
37. Oklahoma	OK						
38. Oregon	OR						
39. Pennsylvania	PA						
40. Rhode Island	RI						
41. South Carolina	SC						
42. South Dakota	SD						
43. Tennessee	TN						
44. Texas	TX						
45. Utah	UT						
46. Vermont	VT						
47. Virginia	VA						
48. Washington	WA						
49. West Virginia	WV						
50. Wisconsin	WI						
51. Wyoming	WY						
52. American Samoa	AS						
53. Guam	GU						
54. Puerto Rico	PR						
55. U.S. Virgin Islands	VI						
56. Northern Mariana Islands	MP						
57. Canada	CAN						
58. Aggregate Other Alien	OT						
59. Total							

NONE

ANNUAL STATEMENT FOR THE YEAR 2023 OF THE Wellpoint Ohio, Inc.

SCHEDULE Y
PART 1A - DETAIL OF INSURANCE HOLDING COMPANY SYSTEM

1	2	3	4	5	6	7	8	9	10	11	12	13	14	15	16
Group Code	Group Name	NAIC Company Code	ID Number	Federal RSSD	CIK	Name of Securities Exchange if Publicly Traded (U.S. or International)	Names of Parent, Subsidiaries Or Affiliates	Domiciliary Location	Relationship to Reporting Entity	Directly Controlled by (Name of Entity/Person)	Type of Control (Ownership, Board, Management, Attorney-in-Fact, Influence, Other)	If Control is Ownership Provide Percentage	Ultimate Controlling Entity(ies)/Person(s)	Is an SCA Filing Required? (Yes/No)	*
.0671	Elevance Health, Inc.		66-0693660		0001156039		Advantage Medical Group, LLC	..PR.....	..NIA.....	PHM MultiSalud, LLC	Ownership.....	100.000	Elevance Health, Inc.NO.....	
.0671	Elevance Health, Inc.		66-0626908		0001156039		Alianza Medicos del SurEste, LLC	..PR.....	..NIA.....	PHM MultiSalud, LLC	Ownership.....	100.000	Elevance Health, Inc.NO.....	
.0671	Elevance Health, Inc.		84-2239629		0001156039		Alliance Care Management, LLC AMERIGROUP Community Care of New Mexico, Inc.	..DE.....	..NIA.....	Anthem HP, LLC	Ownership.....	100.000	Elevance Health, Inc.NO.....	
.0671	Elevance Health, Inc.	12354	20-2073598		0001156039			..NM.....	..IA.....	Wellpoint Corporation	Ownership.....	100.000	Elevance Health, Inc.NO.....	
.0671	Elevance Health, Inc.	16168	81-4131800		0001156039		Amerigroup District of Columbia, Inc.	..DC.....	..IA.....	Anthem Partnership Holding Company, LLC	Ownership.....	100.000	Elevance Health, Inc.NO.....	
.0671	Elevance Health, Inc.	16145	81-4626605		0001156039		Amerigroup Mississippi, Inc.	..MS.....	..IA.....	Anthem Partnership Holding Company, LLC	Ownership.....	100.000	Elevance Health, Inc.NO.....	
.0671	Elevance Health, Inc.	16339	82-3734368		0001156039		Amerigroup Pennsylvania, Inc.	..PA.....	..IA.....	Wellpoint Corporation	Ownership.....	100.000	Elevance Health, Inc.NO.....	
.0671	Elevance Health, Inc.	12229	86-1696189		0001156039		AMGP Georgia Managed Care Company, Inc.	..GA.....	..IA.....	Wellpoint Corporation	Ownership.....	100.000	Elevance Health, Inc.NO.....	
.0671	Elevance Health, Inc.	16774	84-4181695		0001156039		AMH Health Plans of Maine, Inc.	..ME.....	..IA.....	AMH Health, LLC	Ownership.....	100.000	Elevance Health, Inc.NO.....	
.0671	Elevance Health, Inc.	16553	83-2435050		0001156039		AMH Health, LLC	..ME.....	..IA.....	Anthem Partnership Holding Company, LLC	Ownership.....	50.000	Elevance Health, Inc.NO.....	0105
.0671	Elevance Health, Inc.	62825	95-4331852		0001156039		Anthem Blue Cross Life and Health Insurance Company	..CA.....	..IA.....	WellPoint California Services, Inc.	Ownership.....	100.000	Elevance Health, Inc.NO.....	
.0671	Elevance Health, Inc.		35-1898945		0001156039		Anthem Financial, Inc.	..DE.....	..NIA.....	Associated Group, Inc.	Ownership.....	100.000	Elevance Health, Inc.NO.....	
.0671	Elevance Health, Inc.	95433	13-3874803		0001156039		Anthem HealthChoice HMO, Inc.	..NY.....	..IA.....	Empire HealthChoice Assurance, Inc.	Ownership.....	100.000	Elevance Health, Inc.NO.....	
.0671	Elevance Health, Inc.	95120	61-1237516		0001156039		Anthem Health Plans of Kentucky, Inc.	..KY.....	..IA.....	ATH Holding Company, LLC	Ownership.....	100.000	Elevance Health, Inc.NO.....	
.0671	Elevance Health, Inc.	52618	31-1705652		0001156039		Anthem Health Plans of Maine, Inc.	..ME.....	..IA.....	ATH Holding Company, LLC	Ownership.....	100.000	Elevance Health, Inc.NO.....	
.0671	Elevance Health, Inc.	53759	02-0510530		0001156039		Anthem Health Plans of New Hampshire, Inc.	..NH.....	..IA.....	ATH Holding Company, LLC	Ownership.....	100.000	Elevance Health, Inc.NO.....	
.0671	Elevance Health, Inc.	71835	54-0357120	40003317	0001156039		Anthem Health Plans of Virginia, Inc.	..VA.....	..IA.....	Anthem Southeast, Inc.	Ownership.....	100.000	Elevance Health, Inc.NO.....	
.0671	Elevance Health, Inc.	60217	06-1475928		0001156039		Anthem Health Plans, Inc.	..CT.....	..IA.....	ATH Holding Company, LLC	Ownership.....	100.000	Elevance Health, Inc.NO.....	
.0671	Elevance Health, Inc.		61-1459939		0001156039		Anthem Holding Corp.	..IN.....	..NIA.....	Elevance Health, Inc.	Ownership.....	100.000	Elevance Health, Inc.NO.....	
.0671	Elevance Health, Inc.	16574	13-3865627		0001156039		Anthem HP, LLC	..NY.....	..IA.....	Wellpoint Corporation	Ownership.....	100.000	Elevance Health, Inc.NO.....	0100
.0671	Elevance Health, Inc.	28207	35-0781558		0001156039		Anthem Insurance Companies, Inc.	..IN.....	..IA.....	Elevance Health, Inc.	Ownership.....	100.000	Elevance Health, Inc.NO.....	
.0671	Elevance Health, Inc.	15543	47-0992859		0001156039		Anthem Kentucky Managed Care Plan, Inc.	..KY.....	..IA.....	ATH Holding Company, LLC	Ownership.....	100.000	Elevance Health, Inc.NO.....	
.0671	Elevance Health, Inc.	13573	20-5876774		0001156039		Anthem Life & Disability Insurance Company	..NY.....	..IA.....	WellPoint Acquisition, LLC	Ownership.....	100.000	Elevance Health, Inc.NO.....	
.0671	Elevance Health, Inc.	61069	35-0980405		0001156039		Anthem Life Insurance Company	..IN.....	..IA.....	Rocky Mountain Hospital and Medical Service, Inc.	Ownership.....	100.000	Elevance Health, Inc.NO.....	
.0671	Elevance Health, Inc.		81-3974489		0001156039		Anthem Partnership Holding Company, LLC	..IN.....	..NIA.....	Elevance Health, Inc.	Ownership.....	100.000	Elevance Health, Inc.NO.....	
.0671	Elevance Health, Inc.		32-0031791		0001156039		Anthem Southeast, Inc.	..IN.....	..NIA.....	Elevance Health, Inc.	Ownership.....	100.000	Elevance Health, Inc.NO.....	
.0671	Elevance Health, Inc.	16298	82-3062789		0001156039		APC Passe, LLC	..AR.....	..NIA.....	Anthem Partnership Holding Company, LLC	Ownership.....	49.000	Elevance Health, Inc.NO.....	0112
.0671	Elevance Health, Inc.		87-4518697		0001156039		APR, LLC	..IN.....	..NIA.....	ATH Holding Company, LLC	Ownership.....	100.000	Elevance Health, Inc.NO.....	
.0671	Elevance Health, Inc.		95-4640529		0001156039		Arcus Enterprises, Inc.	..DE.....	..NIA.....	Anthem Holding Corp.	Ownership.....	100.000	Elevance Health, Inc.NO.....	
.0671	Elevance Health, Inc.		90-1057454		0001156039		Aspire Health, Inc.	..DE.....	..NIA.....	Nash Holding Company, LLC	Ownership.....	100.000	Elevance Health, Inc.NO.....	
.0671	Elevance Health, Inc.		35-1292384		0001156039		Associated Group, Inc.	..IN.....	..NIA.....	Anthem Insurance Companies, Inc.	Ownership.....	100.000	Elevance Health, Inc.NO.....	
.0671	Elevance Health, Inc.		11-3713086		0001156039		ATH Holding Company, LLC	..IN.....	..UIP.....	Elevance Health, Inc.	Ownership.....	100.000	Elevance Health, Inc.NO.....	
.0671	Elevance Health, Inc.		35-2129194		0001156039		AUMSI UM Services, Inc.	..IN.....	..NIA.....	UNICARE Specialty Services, Inc.	Ownership.....	100.000	Elevance Health, Inc.NO.....	
.0671	Elevance Health, Inc.		27-4607996		0001156039		Beacon Health Financing LLC	..DE.....	..NIA.....	Beacon Health Holdings, LLC	Ownership.....	100.000	Elevance Health, Inc.NO.....	
.0671	Elevance Health, Inc.		80-0429754		0001156039		Beacon Health Holdings, LLC	..DE.....	..NIA.....	FHC Health Systems, Inc.	Ownership.....	100.000	Elevance Health, Inc.NO.....	
.0671	Elevance Health, Inc.		80-0427425		0001156039		Beacon Health Options Holdco, Inc.	..DE.....	..NIA.....	Carelon Behavioral Health Holdings, LLC	Ownership.....	100.000	Elevance Health, Inc.NO.....	
.0671	Elevance Health, Inc.		47-1871128		0001156039		Beacon Health Vista Parent, Inc.	..DE.....	..NIA.....	Beacon Health Options Holdco, Inc.	Ownership.....	100.000	Elevance Health, Inc.NO.....	
.0671	Elevance Health, Inc.		46-2507551		0001156039		Beacon Plan Funding, LLC	..DE.....	..NIA.....	Beacon Health Financing LLC	Ownership.....	100.000	Elevance Health, Inc.NO.....	
.0671	Elevance Health, Inc.		66-0957393		0001156039		Best Transportation, LLC	..PR.....	..NIA.....	MM Transportation, LLC	Ownership.....	51.000	Elevance Health, Inc.NO.....	
.0671	Elevance Health, Inc.		85-0609453		0001156039		BioPlus Parent, LLC	..DE.....	..NIA.....	ATH Holding Company, LLC	Ownership.....	100.000	Elevance Health, Inc.NO.....	
.0671	Elevance Health, Inc.		59-2920860		0001156039		BioPlus Specialty Pharmacy Services, LLC	..FL.....	..NIA.....	BioPlus Parent, LLC	Ownership.....	100.000	Elevance Health, Inc.NO.....	
.0671	Elevance Health, Inc.	96962	58-1638390		0001156039		Blue Cross Blue Shield Healthcare Plan of Georgia, Inc.	..GA.....	..IA.....	Cerulean Companies, Inc.	Ownership.....	100.000	Elevance Health, Inc.NO.....	
.0671	Elevance Health, Inc.	54003	39-0138065		0001156039		Blue Cross Blue Shield of Wisconsin	..WI.....	..IA.....	Crossroads Acquisition Corp.	Ownership.....	100.000	Elevance Health, Inc.NO.....	
.0671	Elevance Health, Inc.		95-3760980		0001156039		Blue Cross of California	..CA.....	..IA.....	WellPoint California Services, Inc.	Ownership.....	100.000	Elevance Health, Inc.NO.....	0101
.0671	Elevance Health, Inc.		20-2994048		0001156039		Blue Cross of California Partnership Plan, Inc.	..CA.....	..IA.....	Blue Cross of California	Ownership.....	100.000	Elevance Health, Inc.NO.....	0101

ANNUAL STATEMENT FOR THE YEAR 2023 OF THE Wellpoint Ohio, Inc.

SCHEDULE Y
PART 1A - DETAIL OF INSURANCE HOLDING COMPANY SYSTEM

1	2	3	4	5	6	7	8	9	10	11	12	13	14	15	16
Group Code	Group Name	NAIC Company Code	ID Number	Federal RSSD	CIK	Name of Securities Exchange if Publicly Traded (U.S. or International)	Names of Parent, Subsidiaries Or Affiliates	Domiciliary Location	Relationship to Reporting Entity	Directly Controlled by (Name of Entity/Person)	Type of Control (Ownership, Board, Management, Attorney-in-Fact, Influence, Other)	If Control is Ownership Provide Percentage	Ultimate Controlling Entity(ies)/Person(s)	Is an SCA Filing Required? (Yes/No)	*
.0671	Elevance Health, Inc.		82-5334761		0001156039		Carelon Behavioral Care, Inc.	DE	NIA	FHC Health Systems, Inc.	Ownership	100.000	Elevance Health, Inc.	NO	
.0671	Elevance Health, Inc.		47-2272036		0001156039		Carelon Behavioral Health Holdings, LLC	DE	NIA	Elevance Health, Inc.	Ownership	100.000	Elevance Health, Inc.	NO	
.0671	Elevance Health, Inc.		13-39324920		0001156039		Carelon Behavioral Health IPA, Inc.	NY	NIA	Carelon Behavioral Health, Inc.	Ownership	100.000	Elevance Health, Inc.	NO	
.0671	Elevance Health, Inc.		95-4297571		0001156039		Carelon Behavioral Health of California, Inc.	CA	IA	Carelon Behavioral Health, Inc.	Ownership	100.000	Elevance Health, Inc.	NO	0101
.0671	Elevance Health, Inc.		45-5208205		0001156039		Carelon Behavioral Health Strategies IPA, LLC	CA	IA	Carelon Behavioral Health, Inc.	Ownership	100.000	Elevance Health, Inc.	NO	0101
.0671	Elevance Health, Inc.		04-3324848		0001156039		Carelon Behavioral Health Strategies, LLC	MA	NIA	Beacon Health Strategies LLC	Ownership	100.000	Elevance Health, Inc.	NO	
.0671	Elevance Health, Inc.		54-1414194		0001156039		Carelon Behavioral Health, Inc.	VA	NIA	Beacon Health Financing LLC	Ownership	100.000	Elevance Health, Inc.	NO	
.0671	Elevance Health, Inc.		98-1492098		0001156039		Carelon Digital Platforms Israel Ltd.	ISR	NIA	FHC Health Systems, Inc.	Ownership	100.000	Elevance Health, Inc.	NO	
.0671	Elevance Health, Inc.		84-1782311		0001156039		Carelon Digital Platforms, Inc.	IN	NIA	Carelon Holdings I, Inc.	Ownership	100.000	Elevance Health, Inc.	NO	
.0671	Elevance Health, Inc.		46-0613946		0001156039		Carelon Employment Company, LLC	IN	NIA	ATH Holding Company, LLC	Ownership	100.000	Elevance Health, Inc.	NO	
.0671	Elevance Health, Inc.		98-1397080		0001156039		Carelon Global Solutions India LLP	IN	NIA	The Elevance Health Companies, Inc.	Ownership	100.000	Elevance Health, Inc.	NO	
.0671	Elevance Health, Inc.		98-1397080		0001156039		Carelon Global Solutions India LLP	IN	NIA	Carelon Holdings I, Inc.	Ownership	99.000	Elevance Health, Inc.	NO	
.0671	Elevance Health, Inc.		98-1397080		0001156039		Carelon Global Solutions India LLP	IN	NIA	Carelon Holdings II, LLC	Ownership	1.000	Elevance Health, Inc.	NO	
.0671	Elevance Health, Inc.		98-1490582		0001156039		Carelon Global Solutions Ireland Limited	IRL	NIA	Carelon Holdings I, Inc.	Ownership	100.000	Elevance Health, Inc.	NO	
.0671	Elevance Health, Inc.		98-1490582		0001156039		Carelon Global Solutions Philippines, Inc.	PHL	NIA	Carelon Holdings I, Inc.	Ownership	100.000	Elevance Health, Inc.	NO	
.0671	Elevance Health, Inc.		66-0976533		0001156039		Carelon Global Solutions Puerto Rico, L.L.C.	PR	NIA	Carelon Holdings I, Inc.	Ownership	100.000	Elevance Health, Inc.	NO	
.0671	Elevance Health, Inc.		87-2164713		0001156039		Carelon Global Solutions U.S., Inc.	IN	NIA	Carelon Holdings I, Inc.	Ownership	100.000	Elevance Health, Inc.	NO	
.0671	Elevance Health, Inc.		45-4238555		0001156039		Carelon Health Federal Services, Inc.	VA	NIA	Carelon Behavioral Health, Inc.	Ownership	100.000	Elevance Health, Inc.	NO	
.0671	Elevance Health, Inc.	15448	46-2053405		0001156039		Carelon Health of New Jersey, Inc.	NJ	IA	Carelon Behavioral Health, Inc.	Ownership	100.000	Elevance Health, Inc.	NO	
.0671	Elevance Health, Inc.	47025	23-2918735		0001156039		Carelon Health of Pennsylvania, Inc.	PA	IA	Carelon Behavioral Health, Inc.	Ownership	100.000	Elevance Health, Inc.	NO	
.0671	Elevance Health, Inc.		81-4603181		0001156039		Carelon Health of Texas	TX	NIA	Carelon Behavioral Health, Inc.	Ownership	100.000	Elevance Health, Inc.	NO	
.0671	Elevance Health, Inc.		54-1237939		0001156039		Carelon Health Solutions, Inc.	VA	NIA	Carelon Post Acute Solutions, Inc.	Ownership	100.000	Elevance Health, Inc.	NO	
.0671	Elevance Health, Inc.		82-3030791		0001156039		Carelon Holdings I, Inc.	IN	NIA	Southeast Services, Inc.	Ownership	100.000	Elevance Health, Inc.	NO	
.0671	Elevance Health, Inc.		82-3031178		0001156039		Carelon Holdings II, LLC	IN	NIA	Elevance Health, Inc.	Ownership	100.000	Elevance Health, Inc.	NO	
.0671	Elevance Health, Inc.		82-3027094		0001156039		Carelon Holdings, Inc.	IN	NIA	Carelon Holdings I, Inc.	Ownership	100.000	Elevance Health, Inc.	NO	
.0671	Elevance Health, Inc.		85-0541810		0001156039		Carelon Insights IPA of New York, LLC	NY	NIA	Elevance Health, Inc.	Ownership	100.000	Elevance Health, Inc.	NO	
.0671	Elevance Health, Inc.		82-3300542		0001156039		Carelon Insights, Inc.	IN	NIA	Carelon Post Acute Solutions, Inc.	Ownership	100.000	Elevance Health, Inc.	NO	
.0671	Elevance Health, Inc.		36-3692630		0001156039		Carelon Medical Benefits Management, Inc.	IL	NIA	Carelon Holdings, Inc.	Ownership	100.000	Elevance Health, Inc.	NO	
.0671	Elevance Health, Inc.		47-4671638		0001156039		Carelon Post Acute Solutions, Inc.	DE	NIA	Imaging Management Holdings, L.L.C.	Ownership	100.000	Elevance Health, Inc.	NO	
.0671	Elevance Health, Inc.		51-0365660		0001156039		Carelon Research, Inc.	DE	NIA	Carelon Insights, Inc.	Ownership	100.000	Elevance Health, Inc.	NO	
.0671	Elevance Health, Inc.		39-2013971		0001156039		Carelon Subrogation, LLC	WI	NIA	Arcus Enterprises, Inc.	Ownership	100.000	Elevance Health, Inc.	NO	
.0671	Elevance Health, Inc.		47-3025203		0001156039		CarelonRx Pharmacy, Inc.	DE	NIA	Compcare Health Services Insurance Corporation	Ownership	100.000	Elevance Health, Inc.	NO	
.0671	Elevance Health, Inc.		82-3062245		0001156039		CarelonRx, Inc.	IN	NIA	CarelonRx, Inc.	Ownership	100.000	Elevance Health, Inc.	NO	
.0671	Elevance Health, Inc.		86-2365191		0001156039		Caremore Health IPA of New York, Inc.	NY	NIA	Carelon Holdings, Inc.	Ownership	100.000	Elevance Health, Inc.	NO	
.0671	Elevance Health, Inc.		92-0997812		0001156039		Caremore Health of Arizona, Inc.	AZ	NIA	CareMore Health System	Ownership	100.000	Elevance Health, Inc.	NO	
.0671	Elevance Health, Inc.		95-4694706		0001156039		Caremore Health Plan	CA	IA	CareMore Health System	Ownership	100.000	Elevance Health, Inc.	NO	0101
.0671	Elevance Health, Inc.	13562	38-3795280		0001156039		Caremore Health Plan of Arizona, Inc.	AZ	IA	CareMore Health System	Ownership	100.000	Elevance Health, Inc.	NO	
.0671	Elevance Health, Inc.	13605	26-4001602		0001156039		Caremore Health Plan of Nevada	NV	IA	CareMore Health System	Ownership	100.000	Elevance Health, Inc.	NO	
.0671	Elevance Health, Inc.		27-1625392		0001156039		Caremore Health Plan of Texas, Inc.	TX	NIA	CareMore Health System	Ownership	100.000	Elevance Health, Inc.	NO	
.0671	Elevance Health, Inc.		20-2076421		0001156039		Caremore Health System	CA	NIA	CareMore Health System	Ownership	100.000	Elevance Health, Inc.	NO	
.0671	Elevance Health, Inc.		32-0373216		0001156039		Caremore, LLC	IN	NIA	ATH Holding Company, LLC	Ownership	100.000	Elevance Health, Inc.	NO	
.0671	Elevance Health, Inc.		66-0787011		0001156039		Caribbean Accountable Care, LLC	PR	NIA	Caremore Health System	Ownership	100.000	Elevance Health, Inc.	NO	
.0671	Elevance Health, Inc.		66-0554720		0001156039		Castellana Physician Services, LLC	PR	NIA	MSO of Puerto Rico, LLC	Ownership	100.000	Elevance Health, Inc.	NO	
.0671	Elevance Health, Inc.	16345	82-1853423		0001156039		CCHA, LLC	CO	IA	IPA Holdings, LLC	Ownership	100.000	Elevance Health, Inc.	NO	
.0671	Elevance Health, Inc.		66-0695526		0001156039		Centros de Medicina Primaria Advantage del Norte, LLC	PR	NIA	Anthem Partnership Holding Company, LLC	Ownership	50.000	Elevance Health, Inc.	NO	0102
.0671	Elevance Health, Inc.		66-0695526		0001156039		PHM MultiSalud, LLC	PR	NIA	PHM MultiSalud, LLC	Ownership	100.000	Elevance Health, Inc.	NO	

41.1

ANNUAL STATEMENT FOR THE YEAR 2023 OF THE Wellpoint Ohio, Inc.

SCHEDULE Y
PART 1A - DETAIL OF INSURANCE HOLDING COMPANY SYSTEM

1	2	3	4	5	6	7	8	9	10	11	12	13	14	15	16
Group Code	Group Name	NAIC Company Code	ID Number	Federal RSSD	CIK	Name of Securities Exchange if Publicly Traded (U.S. or International)	Names of Parent, Subsidiaries Or Affiliates	Domiciliary Location	Relationship to Reporting Entity	Directly Controlled by (Name of Entity/Person)	Type of Control (Ownership, Board, Management, Attorney-in-Fact, Influence, Other)	If Control is Ownership Provide Percentage	Ultimate Controlling Entity(ies)/Person(s)	Is an SCA Filing Required? (Yes/No)	*
.0671	Elevance Health, Inc.		66-0519243		0001156039		Centros Medicina Familiar del Norte, LLC	..PR.....	..NIA.....	PHM MultiSalud, LLC	Ownership.....	100.000	Elevance Health, Inc.	...NO.....	
.0671	Elevance Health, Inc.		66-0530940		0001156039		Centros Medicos Unidos del Oeste, LLC	..PR.....	..NIA.....	PHM MultiSalud, LLC	Ownership.....	100.000	Elevance Health, Inc.	...NO.....	
.0671	Elevance Health, Inc.		58-2217138		0001156039		Cerulean Companies, Inc.	..GA.....	..NIA.....	Anthem Holding Corp.	Ownership.....	100.000	Elevance Health, Inc.	...NO.....	
.0671	Elevance Health, Inc.		39-1413702		0001156039		Claim Management Services, Inc.	..WI.....	..NIA.....	Blue Cross Blue Shield of Wisconsin	Ownership.....	100.000	Elevance Health, Inc.	...NO.....	
.0671	Elevance Health, Inc.		66-0947829		0001156039		Clinica Todo Salud, LLC	..PR.....	..NIA.....	MSO Holdings, LLC	Ownership.....	100.000	Elevance Health, Inc.	...NO.....	
.0671	Elevance Health, Inc.		66-0947900		0001156039		Clinica Todo Salud-Aibonito, LLC	..PR.....	..NIA.....	Clinica Todo Salud, LLC	Ownership.....	100.000	Elevance Health, Inc.	...NO.....	
.0671	Elevance Health, Inc.		66-0964118		0001156039		Clinical Staff Solutions, LLC	..PR.....	..NIA.....	MSO Holdings, LLC	Ownership.....	100.000	Elevance Health, Inc.	...NO.....	
.0671	Elevance Health, Inc.	14276	45-3358287		0001156039		Community Care Health Plan of Kansas, Inc.	..KS.....	..IA.....	Anthem Partnership Holding Company, LLC	Ownership.....	90.000	Elevance Health, Inc.	...NO.....	0111
							Community Care Health Plan of Louisiana, Inc.	..LA.....	..IA.....	Anthem Partnership Holding Company, LLC	Ownership.....	75.000	Elevance Health, Inc.	...NO.....	0104
.0671	Elevance Health, Inc.	14064	26-4674149		0001156039		Community Care Health Plan of Nebraska, Inc.	..NE.....	..IA.....	Anthem Partnership Holding Company, LLC	Ownership.....	95.000	Elevance Health, Inc.	...NO.....	0109
.0671	Elevance Health, Inc.	15951	47-5456872		0001156039		Community Care Health Plan of Nevada, Inc.	..NV.....	..IA.....	Wellpoint Corporation	Ownership.....	100.000	Elevance Health, Inc.	...NO.....	
.0671	Elevance Health, Inc.	12586	20-3317697		0001156039		Community Insurance Company	..OH.....	..IA.....	ATH Holding Company, LLC	Ownership.....	100.000	Elevance Health, Inc.	...NO.....	
		10345	31-1440175		0001156039		CompCare Health Services Insurance Corporation	..WI.....	..IA.....	Blue Cross Blue Shield of Wisconsin	Ownership.....	100.000	Elevance Health, Inc.	...NO.....	
.0671	Elevance Health, Inc.	95693	39-1462554		0001156039		Consorcio MultiSalud del Norte, Inc.	..PR.....	..NIA.....	Centros Medicina Familiar del Norte, LLC	Ownership.....	50.000	Elevance Health, Inc.	...NO.....	0108
.0671	Elevance Health, Inc.		66-0942711		0001156039		Consorcio MultiSalud del Oeste, Inc.	..PR.....	..NIA.....	Centros Medicos Unidos del Oeste, LLC	Ownership.....	77.000	Elevance Health, Inc.	...NO.....	0103
.0671	Elevance Health, Inc.		66-0909478		0001156039		Crossroads Acquisition Corp.	..DE.....	..NIA.....	Anthem Holding Corp.	Ownership.....	100.000	Elevance Health, Inc.	...NO.....	
.0671	Elevance Health, Inc.		20-0334650		0001156039		DeCare Analytics, LLC	..MN.....	..NIA.....	DeCare Dental, LLC	Ownership.....	100.000	Elevance Health, Inc.	...NO.....	
.0671	Elevance Health, Inc.		41-1905556		0001156039		DeCare Dental Health International, LLC	..MN.....	..NIA.....	DeCare Dental, LLC	Ownership.....	100.000	Elevance Health, Inc.	...NO.....	
.0671	Elevance Health, Inc.		02-0574609		0001156039		DeCare Dental Insurance Ireland, Ltd.	..IRL.....	..NIA.....	DeCare Dental, LLC	Ownership.....	100.000	Elevance Health, Inc.	...NO.....	
.0671	Elevance Health, Inc.		73-1665525		0001156039		DeCare Dental Networks, LLC	..MN.....	..NIA.....	DeCare Dental, LLC	Ownership.....	100.000	Elevance Health, Inc.	...NO.....	
.0671	Elevance Health, Inc.		01-0822645		0001156039		DeCare Dental, LLC	..MN.....	..NIA.....	Anthem Holding Corp.	Ownership.....	100.000	Elevance Health, Inc.	...NO.....	
.0671	Elevance Health, Inc.		20-0660775		0001156039		DeCare Operations Ireland, Limited	..IRL.....	..NIA.....	DeCare Dental, LLC	Ownership.....	100.000	Elevance Health, Inc.	...NO.....	
.0671	Elevance Health, Inc.		66-0948046		0001156039		Delivery Network, LLC	..FL.....	..NIA.....	Highland Acquisition Holdings, LLC	Ownership.....	100.000	Elevance Health, Inc.	...NO.....	
.0671	Elevance Health, Inc.		26-2544715		0001156039		Dental Services Organization, LLC	..PR.....	..NIA.....	Clinica Todo Salud, LLC	Ownership.....	100.000	Elevance Health, Inc.	...NO.....	
.0671	Elevance Health, Inc.		45-3666871		0001156039		Designated Agent Company, Inc.	..KY.....	..NIA.....	Anthem Health Plans of Kentucky, Inc.	Ownership.....	100.000	Elevance Health, Inc.	...NO.....	
.0671	Elevance Health, Inc.		27-2844373		0001156039		Dogwood Pharmacy, LLC	..FL.....	..NIA.....	BioPlus Parent, LLC	Ownership.....	100.000	Elevance Health, Inc.	...NO.....	
.0671	Elevance Health, Inc.		26-2974996		0001156039		EasyScripts Cutler Bay, LLC	..FL.....	..NIA.....	Highland Acquisition Holdings, LLC	Ownership.....	100.000	Elevance Health, Inc.	...NO.....	
.0671	Elevance Health, Inc.		30-0478573		0001156039		EasyScripts Hialeah, LLC	..FL.....	..NIA.....	Highland Acquisition Holdings, LLC	Ownership.....	100.000	Elevance Health, Inc.	...NO.....	
.0671	Elevance Health, Inc.		46-0613819		0001156039		EasyScripts LLC	..FL.....	..NIA.....	Highland Acquisition Holdings, LLC	Ownership.....	100.000	Elevance Health, Inc.	...NO.....	
.0671	Elevance Health, Inc.		13-3934328		0001156039		EasyScripts Westchester, LLC	..FL.....	..NIA.....	Highland Acquisition Holdings, LLC	Ownership.....	100.000	Elevance Health, Inc.	...NO.....	
.0671	Elevance Health, Inc.		35-2145715		0001156039		EHC Benefits Agency, Inc.	..NY.....	..NIA.....	WellPoint Holding Corp	Ownership.....	100.000	Elevance Health, Inc.	...NO.....	
.0671	Elevance Health, Inc.		93-3287081		0001156039		Elevance Health, Inc.	..IN.....	..UIP.....				Elevance Health, Inc.	...NO.....	
.0671	Elevance Health, Inc.		23-7391136		0001156039		ELV Holding Company, LLC	..IN.....	..NIA.....	ATH Holding Company, LLC	Ownership.....	100.000	Elevance Health, Inc.	...NO.....	
.0671	Elevance Health, Inc.	55093	26-4286154		0001156039		Empire HealthChoice Assurance, Inc.	..NY.....	..IA.....	WellPoint Holding Corp	Ownership.....	100.000	Elevance Health, Inc.	...NO.....	
.0671	Elevance Health, Inc.		54-1230110		0001156039		Federal Government Solutions, LLC	..WI.....	..NIA.....	ATH Holding Company, LLC	Ownership.....	100.000	Elevance Health, Inc.	...NO.....	
.0671	Elevance Health, Inc.		41-2128275		0001156039		FHC Health Systems, Inc.	..VA.....	..NIA.....	Beacon Health Vista Parent, Inc.	Ownership.....	100.000	Elevance Health, Inc.	...NO.....	
.0671	Elevance Health, Inc.	10119	30-0478573		0001156039		Freedom Health, Inc.	..FL.....	..IA.....	Wellpoint Corporation	Ownership.....	100.000	Elevance Health, Inc.	...NO.....	
.0671	Elevance Health, Inc.		95-2907752		0001156039		Freedom SPV, Inc.	..DE.....	..NIA.....	ATH Holding Company, LLC	Ownership.....	100.000	Elevance Health, Inc.	...NO.....	
.0671	Elevance Health, Inc.		84-4672692		0001156039		Golden West Health Plan, Inc.	..CA.....	..IA.....	WellPoint California Services, Inc.	Ownership.....	100.000	Elevance Health, Inc.	...NO.....	0101
.0671	Elevance Health, Inc.		30-0326654		0001156039		Government Healthcare Solutions LLC	..DE.....	..NIA.....	National Government Services, Inc.	Ownership.....	49.000	Elevance Health, Inc.	...NO.....	0113
.0671	Elevance Health, Inc.		66-0695527		0001156039		GR Health Solutions LLC	..PA.....	..NIA.....	Anthem Partnership Holding Company, LLC	Ownership.....	50.000	Elevance Health, Inc.	...NO.....	0107
							Blue Cross Blue Shield Healthcare Plan of								
.0671	Elevance Health, Inc.	97217	58-1473042		0001156039		Greater Georgia Life Insurance Company	..GA.....	..IA.....	Georgia, Inc.	Ownership.....	100.000	Elevance Health, Inc.	...NO.....	
.0671	Elevance Health, Inc.	12812	66-0927403		0001156039		Group Retiree Health Solutions, Inc.	..PA.....	..IA.....	GR Health Solutions LLC	Ownership.....	100.000	Elevance Health, Inc.	...NO.....	
.0671	Elevance Health, Inc.		66-0927403		0001156039		Grupo Advantage del Oeste, LLC	..PR.....	..NIA.....	PHM MultiSalud, LLC	Ownership.....	100.000	Elevance Health, Inc.	...NO.....	
.0671	Elevance Health, Inc.		66-0927403		0001156039		Grupo Advantage Metro, LLC	..PR.....	..NIA.....	PHM MultiSalud, LLC	Ownership.....	100.000	Elevance Health, Inc.	...NO.....	

ANNUAL STATEMENT FOR THE YEAR 2023 OF THE Wellpoint Ohio, Inc.

SCHEDULE Y
PART 1A - DETAIL OF INSURANCE HOLDING COMPANY SYSTEM

1	2	3	4	5	6	7	8	9	10	11	12	13	14	15	16
Group Code	Group Name	NAIC Company Code	ID Number	Federal RSSD	CIK	Name of Securities Exchange if Publicly Traded (U.S. or International)	Names of Parent, Subsidiaries Or Affiliates	Domiciliary Location	Relationship to Reporting Entity	Directly Controlled by (Name of Entity/Person)	Type of Control (Ownership, Board, Management, Attorney-in-Fact, Influence, Other)	If Control is Ownership Provide Percentage	Ultimate Controlling Entity(ies)/Person(s)	Is an SCA Filing Required? (Yes/No)	*
.0671	Elevance Health, Inc.		36-3897701		0001156039		Health Ventures Partner, L.L.C.	IL	NIA	UNICARE National Services, Inc.	Ownership	100.000	Elevance Health, Inc.	NO	
.0671	Elevance Health, Inc.		20-8188236		0001156039		Healthcare Subrogation Group, LLC	DE	NIA	Carelon Insights, Inc.	Ownership	100.000	Elevance Health, Inc.	NO	
.0671	Elevance Health, Inc.	95169	54-1356687		0001156039		HealthKeepers, Inc.	VA	IA	Anthem Southeast, Inc.	Ownership	92.510	Elevance Health, Inc.	NO	
.0671	Elevance Health, Inc.	95169	54-1356687		0001156039		HealthKeepers, Inc.	VA	IA	UNICARE National Services, Inc.	Ownership	7.490	Elevance Health, Inc.	NO	
.0671	Elevance Health, Inc.		43-1616135		0001156039		HealthLink Administrators, Inc.	MO	NIA	HealthLink, Inc.	Ownership	100.000	Elevance Health, Inc.	NO	
.0671	Elevance Health, Inc.		43-1364135		0001156039		HealthLink, Inc.	IL	NIA	RightCHOICE Managed Care, Inc.	Ownership	100.000	Elevance Health, Inc.	NO	
.0671	Elevance Health, Inc.	10122	20-0982649		0001156039		HealthSun Health Plans, Inc.	FL	IA	Wellpoint Corporation	Ownership	100.000	Elevance Health, Inc.	NO	
.0671	Elevance Health, Inc.		46-3434016		0001156039		HealthSun Physicians Network I, LLC	FL	NIA	HealthSun Physicians Network, LLC	Ownership	100.000	Elevance Health, Inc.	NO	
.0671	Elevance Health, Inc.		46-5250294		0001156039		HealthSun Physicians Network, LLC	FL	NIA	Delivery Network, LLC	Ownership	100.000	Elevance Health, Inc.	NO	
.0671	Elevance Health, Inc.	78972	86-0257201		0001156039		Healthy Alliance Life Insurance Company	MO	IA	RightCHOICE Managed Care, Inc.	Ownership	100.000	Elevance Health, Inc.	NO	
.0671	Elevance Health, Inc.		81-3471305		0001156039		Highland Acquisition Holdings, LLC	DE	NIA	Highland Intermediate Holdings, LLC	Ownership	100.000	Elevance Health, Inc.	NO	
.0671	Elevance Health, Inc.		81-3487249		0001156039		Highland Intermediate Holdings, LLC	DE	NIA	Highland Investor Holdings, LLC	Ownership	100.000	Elevance Health, Inc.	NO	
.0671	Elevance Health, Inc.		81-3493196		0001156039		Highland Investor Holdings, LLC	DE	NIA	ATH Holding Company, LLC	Ownership	98.000	Elevance Health, Inc.	NO	
.0671	Elevance Health, Inc.		81-3493196		0001156039		Highland Investor Holdings, LLC	DE	NIA	Wellpoint Corporation	Ownership	2.000	Elevance Health, Inc.	NO	
.0671	Elevance Health, Inc.	95473	84-1017384		0001156039		HMO Colorado, Inc.	CO	IA	Service, Inc.	Ownership	100.000	Elevance Health, Inc.	NO	
.0671	Elevance Health, Inc.	95358	37-1216698		0001156039		HMO Missouri, Inc.	MO	IA	RightCHOICE Managed Care, Inc.	Ownership	100.000	Elevance Health, Inc.	NO	
.0671	Elevance Health, Inc.		83-2158120		0001156039		IEC Group Holdings, Inc.	ID	NIA	ATH Holding Company, LLC	Ownership	100.000	Elevance Health, Inc.	NO	
.0671	Elevance Health, Inc.		82-0497661		0001156039		IEC Group, Inc. d/b/a AmeriBen	ID	NIA	IEC Group Holdings, Inc.	Ownership	100.000	Elevance Health, Inc.	NO	
.0671	Elevance Health, Inc.		66-0884762		0001156039		InHealth Management, LLC	PR	NIA	MSO Holdings, LLC	Ownership	100.000	Elevance Health, Inc.	NO	
.0671	Elevance Health, Inc.		66-0959260		0001156039		IPA Holdings, LLC	PR	NIA	MSO Holdings, LLC	Ownership	100.000	Elevance Health, Inc.	NO	
.0671	Elevance Health, Inc.		02-0581429		0001156039		Living Complete Technologies, Inc.	MD	NIA	Carelon Behavioral Health, Inc.	Ownership	100.000	Elevance Health, Inc.	NO	
.0671	Elevance Health, Inc.		66-0999240		0001156039		MAPR Capital, LLC	PR	NIA	MAPR Global, LLC	Ownership	100.000	Elevance Health, Inc.	NO	
.0671	Elevance Health, Inc.		66-0999355		0001156039		MAPR Global, LLC	PR	NIA	APR, LLC	Ownership	100.000	Elevance Health, Inc.	NO	
.0671	Elevance Health, Inc.		66-0999498		0001156039		MAPR Holdings, LLC	PR	NIA	MAPR Capital, LLC	Ownership	100.000	Elevance Health, Inc.	NO	
.0671	Elevance Health, Inc.		04-3307857		0001156039		Massachusetts Behavioral Health Partnership	MA	NIA	Carelon Behavioral Health, Inc.	Ownership	50.000	Elevance Health, Inc.	NO	
.0671	Elevance Health, Inc.		04-3307857		0001156039		Massachusetts Behavioral Health Partnership	MA	NIA	OPTIONS Health Care, Inc.	Ownership	50.000	Elevance Health, Inc.	NO	
.0671	Elevance Health, Inc.	95527	02-0494919		0001156039		Matthew Thornton Health Plan, Inc.	NH	IA	Anthem Health Plans of New Hampshire, Inc.	Ownership	100.000	Elevance Health, Inc.	NO	
.0671	Elevance Health, Inc.		66-0823267		0001156039		Medical Dental Network Management, LLC	PR	NIA	MMM Holdings, LLC	Ownership	100.000	Elevance Health, Inc.	NO	
.0671	Elevance Health, Inc.	12913	20-5862801		0001156039		Missouri Care, Incorporated	MO	IA	ATH Holding Company, LLC	Ownership	100.000	Elevance Health, Inc.	NO	
.0671	Elevance Health, Inc.	11157	66-0588600		0001156039		MMM Healthcare, LLC	PR	IA	MMM Holdings, LLC	Ownership	100.000	Elevance Health, Inc.	NO	
.0671	Elevance Health, Inc.		66-0649625		0001156039		MMM Holdings, LLC	PR	NIA	MAPR Holdings, LLC	Ownership	100.000	Elevance Health, Inc.	NO	
.0671	Elevance Health, Inc.	12534	66-0653763		0001156039		MMM Multi Health, LLC	PR	IA	MMM Holdings, LLC	Ownership	100.000	Elevance Health, Inc.	NO	
.0671	Elevance Health, Inc.		66-1002779		0001156039		MMM Transportation, LLC	PR	NIA	MSO Holdings, LLC	Ownership	100.000	Elevance Health, Inc.	NO	
.0671	Elevance Health, Inc.		82-4684953		0001156039		Momentum Health Partners, LLC	NC	NIA	Anthem Partnership Holding Company, LLC	Ownership	50.000	Elevance Health, Inc.	NO	0106
.0671	Elevance Health, Inc.		66-0645750		0001156039		MSO Holdings, LLC	PR	NIA	MAPR Capital, LLC	Ownership	100.000	Elevance Health, Inc.	NO	
.0671	Elevance Health, Inc.		66-0719637		0001156039		MSO of Puerto Rico, LLC	PR	NIA	MSO Holdings, LLC	Ownership	100.000	Elevance Health, Inc.	NO	
.0671	Elevance Health, Inc.		83-0892028		0001156039		Nash Holding Company, LLC	DE	NIA	ATH Holding Company, LLC	Ownership	100.000	Elevance Health, Inc.	NO	
.0671	Elevance Health, Inc.		35-1840597		0001156039		National Government Services, Inc.	IN	NIA	Federal Government Solutions, LLC	Ownership	100.000	Elevance Health, Inc.	NO	
.0671	Elevance Health, Inc.		04-2919509		0001156039		New England Research Institute, Inc.	MA	NIA	Carelon Research, Inc.	Ownership	100.000	Elevance Health, Inc.	NO	
.0671	Elevance Health, Inc.		81-5476630		0001156039		NGS Federal, LLC	IN	NIA	Federal Government Solutions, LLC	Ownership	100.000	Elevance Health, Inc.	NO	
.0671	Elevance Health, Inc.	12259	20-1336412		0001156039		Optimum Healthcare, Inc.	FL	IA	Wellpoint Corporation	Ownership	100.000	Elevance Health, Inc.	NO	
.0671	Elevance Health, Inc.		54-1826967		0001156039		OPTIONS Health Care, Inc.	DE	NIA	Carelon Behavioral Health, Inc.	Ownership	100.000	Elevance Health, Inc.	NO	
.0671	Elevance Health, Inc.		27-1991772		0001156039		Pasteur Medical Bird Road, LLC	FL	NIA	Highland Acquisition Holdings, LLC	Ownership	100.000	Elevance Health, Inc.	NO	
.0671	Elevance Health, Inc.		20-2749389		0001156039		Pasteur Medical Center, LLC	DE	NIA	Highland Acquisition Holdings, LLC	Ownership	100.000	Elevance Health, Inc.	NO	
.0671	Elevance Health, Inc.		27-1366915		0001156039		Pasteur Medical Cutler Bay, LLC	FL	NIA	Highland Acquisition Holdings, LLC	Ownership	100.000	Elevance Health, Inc.	NO	
.0671	Elevance Health, Inc.		20-0610128		0001156039		Pasteur Medical Group, LLC	FL	NIA	Highland Acquisition Holdings, LLC	Ownership	100.000	Elevance Health, Inc.	NO	
.0671	Elevance Health, Inc.		37-1668303		0001156039		Pasteur Medical Hialeah Gardens, LLC	FL	NIA	Highland Acquisition Holdings, LLC	Ownership	100.000	Elevance Health, Inc.	NO	

ANNUAL STATEMENT FOR THE YEAR 2023 OF THE Wellpoint Ohio, Inc.

SCHEDULE Y
PART 1A - DETAIL OF INSURANCE HOLDING COMPANY SYSTEM

1	2	3	4	5	6	7	8	9	10	11	12	13	14	15	16
Group Code	Group Name	NAIC Company Code	ID Number	Federal RSSD	CIK	Name of Securities Exchange if Publicly Traded (U.S. or International)	Names of Parent, Subsidiaries Or Affiliates	Domiciliary Location	Relationship to Reporting Entity	Directly Controlled by (Name of Entity/Person)	Type of Control (Ownership, Board, Management, Attorney-in-Fact, Influence, Other)	If Control is Ownership Provide Percentage	Ultimate Controlling Entity(ies)/Person(s)	Is an SCA Filing Required? (Yes/No)	*
.0671	Elevance Health, Inc.		47-3464152		0001156039		Pasteur Medical Kendall, LLC	FL	NIA	Highland Acquisition Holdings, LLC	Ownership	100.000	Elevance Health, Inc.	NO	
.0671	Elevance Health, Inc.		27-2810478		0001156039		Pasteur Medical Management, LLC	FL	NIA	Highland Acquisition Holdings, LLC	Ownership	100.000	Elevance Health, Inc.	NO	
.0671	Elevance Health, Inc.		33-1217936		0001156039		Pasteur Medical Miami Gardens, LLC	FL	NIA	Highland Acquisition Holdings, LLC	Ownership	100.000	Elevance Health, Inc.	NO	
.0671	Elevance Health, Inc.		27-2651017		0001156039		Pasteur Medical North Miami Beach, LLC	FL	NIA	Highland Acquisition Holdings, LLC	Ownership	100.000	Elevance Health, Inc.	NO	
.0671	Elevance Health, Inc.		26-0813665		0001156039		Pasteur Medical Partners, LLC	FL	NIA	Highland Acquisition Holdings, LLC	Ownership	100.000	Elevance Health, Inc.	NO	
.0671	Elevance Health, Inc.		66-0693134		0001156039		PHM Healthcare Solutions, Inc.	PR	NIA	Physician Group Practices, LLC	Ownership	100.000	Elevance Health, Inc.	NO	
.0671	Elevance Health, Inc.		66-0864220		0001156039		PHM IntraHospital Physician Group, LLC	PR	NIA	PHM MultiSalud, LLC	Ownership	100.000	Elevance Health, Inc.	NO	
.0671	Elevance Health, Inc.		66-0811976		0001156039		PHM Multidisciplinary Clinic Aguadilla LLC	PR	NIA	PHM Multidisciplinary Clinic, LLC	Ownership	100.000	Elevance Health, Inc.	NO	
.0671	Elevance Health, Inc.		66-0812014		0001156039		PHM Multidisciplinary Clinic Arcibo LLC	PR	NIA	PHM Multidisciplinary Clinic, LLC	Ownership	100.000	Elevance Health, Inc.	NO	
.0671	Elevance Health, Inc.		66-0925853		0001156039		PHM Multidisciplinary Clinic Cabo Rojo LLC	PR	NIA	PHM Multidisciplinary Clinic, LLC	Ownership	100.000	Elevance Health, Inc.	NO	
.0671	Elevance Health, Inc.		66-0764408		0001156039		PHM Multidisciplinary Clinic Guayama LLC	PR	NIA	PHM Multidisciplinary Clinic, LLC	Ownership	100.000	Elevance Health, Inc.	NO	
.0671	Elevance Health, Inc.		66-0949111		0001156039		PHM Multidisciplinary Clinic Maunabo LLC	PR	NIA	PHM Multidisciplinary Clinic, LLC	Ownership	100.000	Elevance Health, Inc.	NO	
.0671	Elevance Health, Inc.		66-0859950		0001156039		PHM Multidisciplinary Clinic, LLC	PR	NIA	PHM MultiSalud, LLC	Ownership	100.000	Elevance Health, Inc.	NO	
.0671	Elevance Health, Inc.		66-0867882		0001156039		PHM MultiSalud, LLC	PR	NIA	Physician Group Practices, LLC	Ownership	100.000	Elevance Health, Inc.	NO	
.0671	Elevance Health, Inc.		66-0864171		0001156039		PHM Specialty Network, LLC	PR	NIA	PHM MultiSalud, LLC	Ownership	100.000	Elevance Health, Inc.	NO	
.0671	Elevance Health, Inc.		66-0960976		0001156039		Physician Group Practices, LLC	PR	NIA	IPA Holdings, LLC	Ownership	100.000	Elevance Health, Inc.	NO	
.0671	Elevance Health, Inc.	12178	66-0592131		0001156039		PMC Medicare Choice, LLC	PR	IA	MM Holdings, LLC	Ownership	100.000	Elevance Health, Inc.	NO	
.0671	Elevance Health, Inc.		47-5139459		0001156039		Raina Rx LLC	NY	NIA	BioPlus Parent, LLC	Ownership	100.000	Elevance Health, Inc.	NO	
.0671	Elevance Health, Inc.		47-0851593		0001156039		RightCHOICE Managed Care, Inc.	DE	NIA	Anthem Holding Corp.	Ownership	100.000	Elevance Health, Inc.	NO	
.0671	Elevance Health, Inc.		45-3667026		0001156039		River Medical Pharmacy, LLC	FL	NIA	BioPlus Parent, LLC	Ownership	100.000	Elevance Health, Inc.	NO	
.0671	Elevance Health, Inc.						Rocky Mountain Hospital and Medical Service, Inc.	CO	IA	ATH Holding Company, LLC	Ownership	100.000	Elevance Health, Inc.	NO	
.0671	Elevance Health, Inc.	11011	84-0747736		0001156039		Santa Barbara Specialty Pharmacy, LLC	CA	NIA	BioPlus Parent, LLC	Ownership	100.000	Elevance Health, Inc.	NO	
.0671	Elevance Health, Inc.		46-2787212		0001156039		SellCore, Inc.	DE	NIA	Elevance Health, Inc.	Ownership	100.000	Elevance Health, Inc.	NO	
.0671	Elevance Health, Inc.		20-0473316		0001156039		Simply Healthcare Plans, Inc.	FL	IA	Wellpoint Corporation	Ownership	100.000	Elevance Health, Inc.	NO	
.0671	Elevance Health, Inc.	13726	27-0945036		0001156039		Southeast Services, Inc.	VA	NIA	Anthem Southeast, Inc.	Ownership	100.000	Elevance Health, Inc.	NO	
.0671	Elevance Health, Inc.		55-0712302		0001156039		State Sponsored Services, Inc.	IN	NIA	UNICARE Specialty Services, Inc.	Ownership	100.000	Elevance Health, Inc.	NO	
.0671	Elevance Health, Inc.		45-4071004		0001156039		The Elevance Health Companies of California, Inc.	CA	NIA	ATH Holding Company, LLC	Ownership	100.000	Elevance Health, Inc.	NO	
.0671	Elevance Health, Inc.		45-5443372		0001156039		The Elevance Health Companies of Puerto Rico, LLC	PR	IA	MM Holdings, LLC	Ownership	100.000	Elevance Health, Inc.	NO	
.0671	Elevance Health, Inc.		66-1002717		0001156039		The Elevance Health Companies, Inc.	IN	NIA	ATH Holding Company, LLC	Ownership	100.000	Elevance Health, Inc.	NO	
.0671	Elevance Health, Inc.		35-1835818		0001156039		TriADD NY, LLC dba MyCompass	NY	NIA	Alliance Care Management, LLC	Ownership	25.000	Elevance Health, Inc.	NO	0110
.0671	Elevance Health, Inc.		43-1967924		0001156039		TrustSolutions, LLC	WI	NIA	Federal Government Solutions, LLC	Ownership	100.000	Elevance Health, Inc.	NO	
.0671	Elevance Health, Inc.	11810	84-1620480		0001156039		UNICARE Health Plan of West Virginia, Inc.	WV	IA	UNICARE National Services, Inc.	Ownership	100.000	Elevance Health, Inc.	NO	
.0671	Elevance Health, Inc.		36-3899137		0001156039		UNICARE Illinois Services, Inc.	IL	NIA	UNICARE National Services, Inc.	Ownership	100.000	Elevance Health, Inc.	NO	
.0671	Elevance Health, Inc.		95-4635507		0001156039		UNICARE National Services, Inc.	DE	NIA	Anthem Holding Corp.	Ownership	100.000	Elevance Health, Inc.	NO	
.0671	Elevance Health, Inc.		77-0494551		0001156039		UNICARE Specialty Services, Inc.	DE	NIA	Anthem Holding Corp.	Ownership	100.000	Elevance Health, Inc.	NO	
.0671	Elevance Health, Inc.		66-0865037		0001156039		VITA CARE, LLC	PR	NIA	MSO Holdings, LLC	Ownership	100.000	Elevance Health, Inc.	NO	
.0671	Elevance Health, Inc.		20-0660563		0001156039		WellMax Health Medical Centers, LLC	FL	NIA	Delivery Network, LLC	Ownership	100.000	Elevance Health, Inc.	NO	
.0671	Elevance Health, Inc.		20-0660644		0001156039		WellMax Health Physicians Network, LLC	FL	NIA	Delivery Network, LLC	Ownership	100.000	Elevance Health, Inc.	NO	
.0671	Elevance Health, Inc.		20-4405193		0001156039		WellPoint Acquisition, LLC	IN	NIA	Elevance Health, Inc.	Ownership	100.000	Elevance Health, Inc.	NO	
.0671	Elevance Health, Inc.		95-4640531		0001156039		WellPoint California Services, Inc.	DE	NIA	Anthem Holding Corp.	Ownership	100.000	Elevance Health, Inc.	NO	
.0671	Elevance Health, Inc.		54-1739323		0001156039		Wellpoint Corporation	DE	UDP	ATH Holding Company, LLC	Ownership	100.000	Elevance Health, Inc.	NO	
.0671	Elevance Health, Inc.		82-1800037		0001156039		Wellpoint Delaware, Inc.	DE	NIA	Anthem Partnership Holding Company, LLC	Ownership	100.000	Elevance Health, Inc.	NO	
.0671	Elevance Health, Inc.		95-4657170		0001156039		WellPoint Dental Services, Inc.	DE	NIA	UNICARE Specialty Services, Inc.	Ownership	100.000	Elevance Health, Inc.	NO	
.0671	Elevance Health, Inc.		47-2546820		0001156039		Wellpoint Federal Corporation	IN	NIA	Federal Government Solutions, LLC	Ownership	100.000	Elevance Health, Inc.	NO	
.0671	Elevance Health, Inc.		81-2874917		0001156039		WellPoint Health Solutions, Inc.	DE	NIA	Federal Government Solutions, LLC	Ownership	100.000	Elevance Health, Inc.	NO	
.0671	Elevance Health, Inc.		20-3620996		0001156039		WellPoint Holding Corp	DE	NIA	Elevance Health, Inc.	Ownership	100.000	Elevance Health, Inc.	NO	

ANNUAL STATEMENT FOR THE YEAR 2023 OF THE Wellpoint Ohio, Inc.

SCHEDULE Y
PART 1A - DETAIL OF INSURANCE HOLDING COMPANY SYSTEM

1	2	3	4	5	6	7	8	9	10	11	12	13	14	15	16
Group Code	Group Name	NAIC Company Code	ID Number	Federal RSSD	CIK	Name of Securities Exchange if Publicly Traded (U.S. or International)	Names of Parent, Subsidiaries Or Affiliates	Domiciliary Location	Relationship to Reporting Entity	Directly Controlled by (Name of Entity/Person)	Type of Control (Ownership, Board, Management, Attorney-in-Fact, Influence, Other)	If Control is Ownership Provide Percentage	Ultimate Controlling Entity(ies)/Person(s)	Is an SCA Filing Required? (Yes/No)	*
.0671	Elevance Health, Inc.		45-2736438		0001156039		WellPoint Information Technology Services, Inc.	CA	NIA	Blue Cross of California	Ownership	100.000	Elevance Health, Inc.	NO	
.0671	Elevance Health, Inc.	14078	45-2485907		0001156039		Wellpoint Insurance Company	TX	IA	Wellpoint Corporation	Ownership	100.000	Elevance Health, Inc.	NO	
.0671	Elevance Health, Inc.		36-4595641		0001156039		WellPoint Insurance Services, Inc.	HI	NIA	Elevance Health, Inc.	Ownership	100.000	Elevance Health, Inc.	NO	
.0671	Elevance Health, Inc.	15807	47-3863197		0001156039		Wellpoint Iowa, Inc.	IA	IA	Wellpoint Corporation	Ownership	100.000	Elevance Health, Inc.	NO	
.0671	Elevance Health, Inc.		45-4985009		0001156039		Wellpoint IPA of New York, LLC	NY	NIA	CareMore, LLC	Ownership	100.000	Elevance Health, Inc.	NO	
.0671	Elevance Health, Inc.	80314	52-0913817		0001156039		Wellpoint Life and Health Insurance Company	IN	IA	UNICARE National Services, Inc.	Ownership	100.000	Elevance Health, Inc.	NO	
.0671	Elevance Health, Inc.	95832	51-0387398		0001156039		Wellpoint Maryland, Inc.	MD	IA	Wellpoint Corporation	Ownership	100.000	Elevance Health, Inc.	NO	
.0671	Elevance Health, Inc.	95373	22-3375292		0001156039		Wellpoint New Jersey, Inc.	NJ	IA	Wellpoint Corporation	Ownership	100.000	Elevance Health, Inc.	NO	
.0671	Elevance Health, Inc.	10767	13-4212818		0001156039		Wellpoint Ohio, Inc.	OH	RE	Wellpoint Corporation	Ownership	100.000	Elevance Health, Inc.	NO	
.0671	Elevance Health, Inc.		36-3897080		0001156039		Wellpoint Partnership Plan, LLC	IL	NIA	Health Ventures Partner, L.L.C.	Ownership	75.000	Elevance Health, Inc.	NO	
.0671	Elevance Health, Inc.		36-3897080		0001156039		Wellpoint Partnership Plan, LLC	IL	NIA	UNICARE Illinois Services, Inc.	Ownership	25.000	Elevance Health, Inc.	NO	
.0671	Elevance Health, Inc.		92-3489706		0001156039		Wellpoint South Carolina, Inc.	SC	NIA	Anthem Partnership Holding Company, LLC	Ownership	100.000	Elevance Health, Inc.	NO	
.0671	Elevance Health, Inc.	12941	20-4776597		0001156039		Wellpoint Tennessee, Inc.	TN	IA	Wellpoint Corporation	Ownership	100.000	Elevance Health, Inc.	NO	
.0671	Elevance Health, Inc.	95314	75-2603231		0001156039		Wellpoint Texas, Inc.	TX	IA	Wellpoint Corporation	Ownership	100.000	Elevance Health, Inc.	NO	
.0671	Elevance Health, Inc.	14073	27-3510384		0001156039		Wellpoint Washington, Inc.	WA	IA	Wellpoint Corporation	Ownership	100.000	Elevance Health, Inc.	NO	
.0671	Elevance Health, Inc.	15929	47-5569628		0001156039		Wisconsin Collaborative Insurance Company	WI	IA	Crossroads Acquisition Corp.	Ownership	100.000	Elevance Health, Inc.	NO	

Asterisk	Explanation
0100	Insurer is deemed to be an insurance affiliate in column 10 and has an NAIC Company Code in column 3. However, it does not file an NAIC statutory statement because it is regulated by the New York State Department of Health.
0101	Insurer is deemed to be an insurance affiliate in column 10, but does not have an NAIC Company Code in column 3 because it is regulated by the California Department of Managed Health Care.
0102	CCHA, LLC is a joint venture 50% owned by Anthem Partnership Holding Company, LLC and 50% owned by Colorado Community Health Alliance, LLC, a non-affiliate.
0103	Owned 77% by Centros Medicos Unidos del Oeste, LLC, 13% by Asociacion de Medicos del Oeste, Inc. (a non-affiliate) and 10% by Doctores Asociados del Noroeste, Inc. (a non-affiliate).
0104	Community Care Health Plan of Louisiana, Inc. is a joint venture 75% owned by Anthem Partnership Holding Company, LLC and 25% owned by Louisiana Health Service & Indemnity Company d/b/a Blue Cross and Blue Shield of Louisiana (a non-affiliate).
0105	AMH Health, LLC is a joint venture 50% owned by Anthem Partnership Holding Company, LLC and 50% by MaineHealth, a non-affiliate.
0106	Momentum Health Partners, LLC is a joint venture 50% owned by Anthem Partnership Holding Company, LLC and 50% owned by Blue Cross and Blue Shield of North Carolina, a non-affiliate.
0107	GR Health Solutions, LLC is a joint venture 50% owned by Anthem Partnership Holding Company, LLC and 50% owned by Independence Blue Cross, LLC, a non-affiliate.
0108	Owned 50% by Centro Medicina Familiar del Norte, LLC and 50% by ACO del Norte, LLC, a non-affiliated entity.
0109	Community Care Health Plan of Nebraska, Inc. is a joint venture 95% owned by Anthem Partnership Holding Company, LLC and 5% owned by Blue Cross and Blue Shield of Nebraska, a non-affiliate.
0110	TriadDD NY, LLC dba MyCompass (NY) is owned 25% by Alliance Care Management, LLC and 75% by non-affiliates.
0111	Community Care Health Plan of Kansas, Inc. is a joint venture 90% owned by Anthem Partnership Holding Company, LLC, 5% owned by Blue Cross and Blue Shield of Kansas (a non-affiliate), and 5% owned by Blue Cross and Blue Shield of Kansas City, a non-affiliate.
0112	APC Passe, LLC is 49% owned by Anthem Partnership Holding Company, LLC and 51% owned by the Arkansas Provider Coalition, LLC, which is not affiliated with Anthem, Inc.
0113	Government Healthcare Solutions LLC. is a joint venture 49% owned by National Government Services, Inc. and 51% owned by MKS2 LLC (non-affiliate)

ANNUAL STATEMENT FOR THE YEAR 2023 OF THE Wellpoint Ohio, Inc.

SCHEDULE Y

PART 2 - SUMMARY OF INSURER'S TRANSACTIONS WITH ANY AFFILIATES

1	2	3	4	5	6	7	8	9	10	11	12	13
NAIC Company Code	ID Number	Names of Insurers and Parent, Subsidiaries or Affiliates	Shareholder Dividends	Capital Contributions	Purchases, Sales or Exchanges of Loans, Securities, Real Estate, Mortgage Loans or Other Investments	Income/ (Disbursements) Incurred in Connection with Guarantees or Undertakings for the Benefit of any Affiliate(s)	Management Agreements and Service Contracts	Income/ (Disbursements) Incurred Under Reinsurance Agreements	*	Any Other Material Activity Not in the Ordinary Course of the Insurer's Business	Totals	Reinsurance Recoverable/ (Payable) on Losses and/or Reserve Credit Taken/(Liability)
12354	20-2073598	AMERIGROUP Community Care of New Mexico, Inc.					(6,014,447)				(6,014,447)	
16168	81-4131800	Amerigroup District of Columbia, Inc.	(45,000,000)				(32,089,865)	(46,795)			(77,136,660)	585,308
16145	81-4626605	Amerigroup Mississippi, Inc.				1,874					1,874	
16339	82-3734368	Amerigroup Pennsylvania, Inc.					(13,464)				(13,464)	
12229	06-1696189	AMGP Georgia Managed Care Company, Inc.	(70,000,000)				(263,637,341)				(333,637,341)	
16774	84-4181695	AMH Health Plans of Maine, Inc.					(1,175,324)				(1,175,324)	
16553	83-2435050	AMH Health, LLC		24,000,000			(23,099,350)				900,650	
62825	95-4331852	Anthem Blue Cross Life and Health Insurance Company	(170,000,000)				(1,148,753,133)	1,861,759,868			543,006,735	(224,184,869)
95120	61-1237516	Anthem Health Plans of Kentucky, Inc.	(125,000,000)				(432,793,553)	(7,095,379)			(564,888,932)	40,352,074
52618	31-1705652	Anthem Health Plans of Maine, Inc.	(49,000,000)				(99,485,410)				(148,485,410)	
53759	02-0510530	Anthem Health Plans of New Hampshire, Inc.	(50,000,000)				(90,310,198)				(140,310,198)	
71835	54-0357120	Anthem Health Plans of Virginia, Inc.	(291,400,000)				(583,150,807)	(27,846,515)			(902,397,322)	207,839,305
60217	06-1475928	Anthem Health Plans, Inc.	(45,000,000)				(362,951,983)				(407,951,983)	
95433	13-3874803	Anthem HealthChoice HMO, Inc.					(52,671,313)				(52,671,313)	
16574	13-3865627	Anthem HP, LLC					(483,745,845)	(377,909)			(484,123,754)	
28207	35-0781558	Anthem Insurance Companies, Inc.	(671,700,000)				(1,684,534,105)	(23,201,589)			(2,379,435,694)	4,465,104
15543	47-0992859	Anthem Kentucky Managed Care Plan, Inc.	(33,800,000)				(83,313,118)				(117,113,118)	
13573	20-5876774	Anthem Life & Disability Insurance Company					(2,100,706)	(560,730)			(2,661,436)	226,025
61069	35-0980405	Anthem Life Insurance Company	(2,363,998)				(63,968,169)	(42,872,084)			(109,204,251)	(90,774,002)
	81-3974489	Anthem Partnership Holding Company, LLC					(42,842,487)				(42,842,487)	
16298	82-3062789	APC Passe, LLC					(18,361,449)	(52,125,876)			(70,487,325)	50,698,929
	90-1057454	Aspire Health, Inc.					(36,903,213)				(36,903,213)	
	66-0957393	Best Transportation, LLC					6,864,099				6,864,099	
96962	58-1638390	Blue Cross Blue Shield Healthcare Plan of Georgia, Inc.	(199,300,000)				(847,752,834)				(1,047,052,834)	
54003	39-0138065	Blue Cross Blue Shield of Wisconsin	(91,900,000)				(159,384,817)	(2,882,451)			(254,167,268)	69,101,268
	95-3760980	Blue Cross of California	(500,000,000)				(1,790,944,209)				(2,290,944,209)	
	20-2994048	Blue Cross of California Partnership Plan, Inc.	(300,000,000)				(540,375,455)				(840,375,455)	
	95-4297571	Carelon Behavioral Health of California, Inc.					(14,880,007)				(14,880,007)	
	04-3324848	Carelon Behavioral Health Strategies, LLC					(154,391,964)				(154,391,964)	
	54-1414194	Carelon Behavioral Health, Inc.					(236,811,912)				(236,811,912)	
	45-4238555	Carelon Health Federal Services, Inc.					(78,851,195)				(78,851,195)	
15448	46-2053405	Carelon Health of New Jersey, Inc.					195,922				195,922	
47025	23-2918735	Carelon Health of Pennsylvania, Inc.					(31,356,857)				(31,356,857)	
	54-1237939	Carelon Health Solutions, Inc.					130,375,498				130,375,498	
	36-3692630	Carelon Medical Benefits Management, Inc.					(177,176,640)				(177,176,640)	
	47-4671638	Carelon Post Acute Solutions, Inc.					(164,501,846)				(164,501,846)	

ANNUAL STATEMENT FOR THE YEAR 2023 OF THE Wellpoint Ohio, Inc.

SCHEDULE Y

PART 2 - SUMMARY OF INSURER'S TRANSACTIONS WITH ANY AFFILIATES

1	2	3	4	5	6	7	8	9	10	11	12	13
NAIC Company Code	ID Number	Names of Insurers and Parent, Subsidiaries or Affiliates	Shareholder Dividends	Capital Contributions	Purchases, Sales or Exchanges of Loans, Securities, Real Estate, Mortgage Loans or Other Investments	Income/ (Disbursements) Incurred in Connection with Guarantees or Undertakings for the Benefit of any Affiliate(s)	Management Agreements and Service Contracts	Income/ (Disbursements) Incurred Under Reinsurance Agreements	*	Any Other Material Activity Not in the Ordinary Course of the Insurer's Business	Totals	Reinsurance Recoverable/ (Payable) on Losses and/or Reserve Credit Taken/(Liability)
	39-2013971	Carelon Subrogation, LLC					21,476,037				21,476,037	
	82-3062245	CarelonRx, Inc.					(641,293,546)				(641,293,546)	
	95-4694706	CareMore Health Plan		45,000,000			564,043,216				609,043,216	
13562	38-3795280	CareMore Health Plan of Arizona, Inc.		8,000,000			55,691,446				63,691,446	
13605	26-4001602	CareMore Health Plan of Nevada					48,854,464				48,854,464	
		Caremore, LLC					(11,455,324)				(11,455,324)	
	66-0554720	Castellana Physician Services, LLC					19,033,071				19,033,071	
16345	82-1853423	CCHA, LLC					(14,755,913)	(3,696,953)			(18,452,866)	57,953,820
	66-0947900	Clinica Todo Salud-Aibonito, LLC					929,330				929,330	
14276	45-3358287	Community Care Health Plan of Kansas, Inc.					(560,637)				(560,637)	
14064	26-4674149	Community Care Health Plan of Louisiana, Inc.					(126,684,897)				(126,684,897)	
15951	47-5456872	Community Care Health Plan of Nebraska, Inc.					(46,575,777)	(62,968)			(46,638,745)	
12586	20-3317697	Community Care Health Plan of Nevada, Inc.	(19,900,000)				(88,530,329)	(254,947)			(108,685,276)	
10345	31-1440175	Community Insurance Company	(271,200,000)				(1,371,167,190)	(15,769,170)			(1,658,136,360)	91,057,466
95693	39-1462554	Compcare Health Services Insurance Corporation	(33,100,000)				(305,242,994)				(338,342,994)	
	66-0948046	Dental Services Organization, LLC					693,883				693,883	
	30-0478573	EasyScripts LLC					15,940,189				15,940,189	
	35-2145715	Elevance Health, Inc.	4,889,241,549	(343,041,549)			17,551,353,447				22,097,553,447	
55093	23-7391136	Empire HealthChoice Assurance, Inc.	(97,200,000)				(620,615,197)				(717,815,197)	
10119	41-2128275	Freedom Health, Inc.	(59,600,000)				(113,837,906)				(173,437,906)	
	95-2907752	Golden West Health Plan, Inc.					(456,228)				(456,228)	
97217	58-1473042	Greater Georgia Life Insurance Company					(7,852,922)				(7,852,922)	
12812	30-0326654	Group Retiree Health Solutions, Inc.					(10,292,752)	(1,860,434)			(12,153,186)	11,230,106
16426	82-1820099	Health Colorado, Inc.					(17,341,990)				(17,341,990)	
95169	54-1356687	HealthKeepers, Inc.	(400,000,000)				(861,468,625)	(18,226,493)			(1,279,695,118)	3,031,380
10122	20-0982649	HealthSun Health Plans, Inc.	(80,000,000)				(1,183,021,239)				(1,263,021,239)	
	46-5250294	HealthSun Physicians Network, LLC					739,144,538				739,144,538	
78972	86-0257201	Healthy Alliance Life Insurance Company	(216,500,000)				(330,448,674)				(546,948,674)	12,209
95473	84-1017384	HMO Colorado, Inc.	(35,000,000)				(177,889,958)				(212,889,958)	
95358	37-1216698	HMO Missouri, Inc.	(13,000,000)				(3,273,331)				(16,273,331)	
	82-0497661	IEC Group, Inc. d/b/a AmeriBen					(145,379,443)				(145,379,443)	
	04-3307857	Massachusetts Behavioral Health Partnership (G0584)					(55,152,180)				(55,152,180)	
95527	02-0494919	Matthew Thornton Health Plan, Inc.	(30,000,000)				(96,860,792)				(126,860,792)	
12913	20-5862801	Missouri Care, Incorporated	(90,000,000)				(129,345,826)	(319,990)			(219,665,816)	
11157	66-0588600	MMM Healthcare, LLC		277,900,000			(459,379,874)				(181,479,874)	
	66-0649625	MMM Holdings, LLC	10,900,000	(22,900,000)			316,998,212				304,998,212	
12534	66-0653763	MMM Multi Health, LLC	(10,900,000)				(69,171,991)				(80,071,991)	
	66-0719637	MSO of Puerto Rico, LLC					152,718,425				152,718,425	

42.1

ANNUAL STATEMENT FOR THE YEAR 2023 OF THE Wellpoint Ohio, Inc.

SCHEDULE Y

PART 2 - SUMMARY OF INSURER'S TRANSACTIONS WITH ANY AFFILIATES

1	2	3	4	5	6	7	8	9	10	11	12	13
NAIC Company Code	ID Number	Names of Insurers and Parent, Subsidiaries or Affiliates	Shareholder Dividends	Capital Contributions	Purchases, Sales or Exchanges of Loans, Securities, Real Estate, Mortgage Loans or Other Investments	Income/ (Disbursements) Incurred in Connection with Guarantees or Undertakings for the Benefit of any Affiliate(s)	Management Agreements and Service Contracts	Income/ (Disbursements) Incurred Under Reinsurance Agreements	*	Any Other Material Activity Not in the Ordinary Course of the Insurer's Business	Totals	Reinsurance Recoverable/ (Payable) on Losses and/or Reserve Credit Taken/(Liability)
	35-1840597	National Government Services, Inc.					(315,170,150)				(315,170,150)	
12259	20-1336412	Optimum Healthcare, Inc.	(39,900,000)				(92,394,916)				(132,294,916)	
	27-2810478	Pasteur Medical Management, LLC					131,885,511				131,885,511	
	66-0867882	PHM Multisalud, LLC					16,487,914				16,487,914	
11011	84-0747736	Rocky Mountain Hospital and Medical Service, Inc.	(24,136,002)				(309,670,041)	(22,636,764)			(356,442,807)	120,909,562
13726	27-0945036	Simply Healthcare Plans, Inc.	(50,000,000)				(463,291,075)				(513,291,075)	
11810	84-1620480	UNICARE Health Plan of West Virginia, Inc.										
			(22,300,000)				(77,287,243)				(99,587,243)	
	66-0865037	Vita Care, LLC					14,826,932				14,826,932	
	20-0660563	WellMax Health Medical Centers, LLC					84,212,710				84,212,710	
	54-1739323	Wellpoint Corporation					153,004,398				153,004,398	
	45-2736438	WellPoint Information Technology Services, Inc.										
							(31,685,128)				(31,685,128)	
14078	45-2485907	Wellpoint Insurance Company		30,000,000			(216,881,639)	118,720,969			(68,160,670)	(539,642,706)
	36-4595641	WellPoint Insurance Services, Inc.					(5,306,838)				(5,306,838)	
15807	47-3863197	Wellpoint Iowa, Inc.	(120,000,000)				(201,658,362)				(321,658,362)	
80314	52-0913817	Wellpoint Life and Health Insurance Company	(143,300,000)				(96,606,192)	(1,760,643,790)			(2,000,549,982)	197,139,021
95832	51-0387398	Wellpoint Maryland, Inc.	(140,000,000)				(118,668,299)				(258,668,299)	
95373	22-3375292	Wellpoint New Jersey, Inc.	(64,800,000)				(180,124,627)				(244,924,627)	
10767	13-4212818	Wellpoint Ohio, Inc.	(4,200,000)				(77,421,035)				(81,621,035)	
	36-3897080	Wellpoint Partnership Plan, LLC					(299,733,362)				(299,733,362)	
		Wellpoint South Carolina, Inc.		1,200,000							1,200,000	
12941	20-4776597	Wellpoint Tennessee, Inc.	(107,400,000)				(262,051,167)				(369,451,167)	
95314	75-2603231	Wellpoint Texas, Inc.	(147,600,000)				(578,412,905)				(726,012,905)	
14073	27-3510384	Wellpoint Washington, Inc.	(25,800,000)				(100,506,858)				(126,306,858)	
15929	47-5569628	Wisconsin Collaborative Insurance Company										
			(9,841,549)				(1,462,728)				(31,462,728)	
9999999	Control Totals		0	0	0	0	0	0	XXX	0	0	0

42.2

ANNUAL STATEMENT FOR THE YEAR 2023 OF THE Wellpoint Ohio, Inc.

SCHEDULE Y

PART 3 - ULTIMATE CONTROLLING PARTY AND LISTING OF OTHER U.S. INSURANCE GROUPS OR ENTITIES UNDER THAT ULTIMATE CONTROLLING PARTY'S CONTROL

1 Insurers in Holding Company	2 Owners with Greater Than 10% Ownership	3 Ownership Percentage Column 2 of Column 1	4 Granted Disclaimer of Control Affiliation of Column 2 Over Column 1 (Yes/No)	5 Ultimate Controlling Party	6 U.S. Insurance Groups or Entities Controlled by Column 5	7 Ownership Percentage (Column 5 of Column 6)	8 Granted Disclaimer of Control Affiliation of Column 5 Over Column 6 (Yes/No)
AMERIGROUP Community Care of New Mexico, Inc.	Wellpoint Corporation	100.000	NO	Elevance Health, Inc.	See Elevance Health, Inc. ownership listing in footnote	100.000	NO
Amerigroup District of Columbia, Inc.	Anthem Partnership Holding Company, LLC	100.000	NO	Elevance Health, Inc.	See Elevance Health, Inc. ownership listing in footnote	100.000	NO
Amerigroup Mississippi, Inc.	Anthem Partnership Holding Company, LLC	100.000	NO	Elevance Health, Inc.	See Elevance Health, Inc. ownership listing in footnote	100.000	NO
Amerigroup Pennsylvania, Inc.	Wellpoint Corporation	100.000	NO	Elevance Health, Inc.	See Elevance Health, Inc. ownership listing in footnote	100.000	NO
AMGP Georgia Managed Care Company, Inc.	Wellpoint Corporation	100.000	NO	Elevance Health, Inc.	See Elevance Health, Inc. ownership listing in footnote	100.000	NO
AMH Health Plans of Maine, Inc.	AMH Health, LLC	100.000	NO	Elevance Health, Inc.	See Elevance Health, Inc. ownership listing in footnote	100.000	NO
AMH Health, LLC	Anthem Partnership Holding Company, LLC	50.000	NO	Elevance Health, Inc.	See Elevance Health, Inc. ownership listing in footnote	100.000	NO
AMH Health, LLC	MaineHealth	50.000	NO	Not Affiliated with Elevance Health, Inc.	Not Affiliated with Elevance Health, Inc.	100.000	NO
Anthem Blue Cross Life and Health Insurance Company	WellPoint California Services, Inc.	100.000	NO	Elevance Health, Inc.	See Elevance Health, Inc. ownership listing in footnote	100.000	NO
Anthem Health Plans of Kentucky, Inc.	ATH Holding Company, LLC	100.000	NO	Elevance Health, Inc.	See Elevance Health, Inc. ownership listing in footnote	100.000	NO
Anthem Health Plans of Maine, Inc.	ATH Holding Company, LLC	100.000	NO	Elevance Health, Inc.	See Elevance Health, Inc. ownership listing in footnote	100.000	NO
Anthem Health Plans of New Hampshire, Inc.	ATH Holding Company, LLC	100.000	NO	Elevance Health, Inc.	See Elevance Health, Inc. ownership listing in footnote	100.000	NO
Anthem Health Plans of Virginia, Inc.	Anthem Southeast, Inc.	100.000	NO	Elevance Health, Inc.	See Elevance Health, Inc. ownership listing in footnote	100.000	NO
Anthem Health Plans, Inc.	ATH Holding Company, LLC	100.000	NO	Elevance Health, Inc.	See Elevance Health, Inc. ownership listing in footnote	100.000	NO
Anthem HealthChoice HMO, Inc.	Empire HealthChoice Assurance, Inc.	100.000	NO	Elevance Health, Inc.	See Elevance Health, Inc. ownership listing in footnote	100.000	NO
Anthem HP, LLC	Wellpoint Corporation	100.000	NO	Elevance Health, Inc.	See Elevance Health, Inc. ownership listing in footnote	100.000	NO
Anthem Insurance Companies, Inc.	Elevance Health, Inc.	100.000	NO	Elevance Health, Inc.	See Elevance Health, Inc. ownership listing in footnote	100.000	NO
Anthem Kentucky Managed Care Plan, Inc.	ATH Holding Company, LLC	100.000	NO	Elevance Health, Inc.	See Elevance Health, Inc. ownership listing in footnote	100.000	NO
Anthem Life & Disability Insurance Company	WellPoint Acquisition, LLC	100.000	NO	Elevance Health, Inc.	See Elevance Health, Inc. ownership listing in footnote	100.000	NO
Anthem Life Insurance Company	Rocky Mountain Hospital and Medical Service, Inc. ...	100.000	NO	Elevance Health, Inc.	See Elevance Health, Inc. ownership listing in footnote	100.000	NO
APC Passe	Anthem Partnership Holding Company, LLC	49.000	NO	Elevance Health, Inc.	See Elevance Health, Inc. ownership listing in footnote	100.000	NO
APC Passe	Arkansas Provider Coalition, LLC	51.000	NO	Not Affiliated with Elevance Health, Inc.	Not Affiliated with Elevance Health, Inc.	100.000	NO
Blue Cross Blue Shield Healthcare Plan of Georgia, Inc.	Cerulean Companies, Inc.	100.000	NO	Elevance Health, Inc.	See Elevance Health, Inc. ownership listing in footnote	100.000	NO

ANNUAL STATEMENT FOR THE YEAR 2023 OF THE Wellpoint Ohio, Inc.

SCHEDULE Y

PART 3 - ULTIMATE CONTROLLING PARTY AND LISTING OF OTHER U.S. INSURANCE GROUPS OR ENTITIES UNDER THAT ULTIMATE CONTROLLING PARTY'S CONTROL

1 Insurers in Holding Company	2 Owners with Greater Than 10% Ownership	3 Ownership Percentage Column 2 of Column 1	4 Granted Disclaimer of Control/ Affiliation of Column 2 Over Column 1 (Yes/No)	5 Ultimate Controlling Party	6 U.S. Insurance Groups or Entities Controlled by Column 5	7 Ownership Percentage (Column 5 of Column 6)	8 Granted Disclaimer of Control/ Affiliation of Column 5 Over Column 6 (Yes/No)
Blue Cross Blue Shield of Wisconsin	Crossroads Acquisition Corp.	100.000	NO	Elevance Health, Inc.	See Elevance Health, Inc. ownership listing in footnote	100.000	NO
Carelon Health of Pennsylvania, Inc.	Beacon Health Options, Inc.	100.000	NO	Elevance Health, Inc.	See Elevance Health, Inc. ownership listing in footnote	100.000	NO
Carelon of New Jersey, Inc.	Beacon Health Options, Inc.	100.000	NO	Elevance Health, Inc.	See Elevance Health, Inc. ownership listing in footnote	100.000	NO
CareMore Health Plan of Arizona, Inc.	CareMore Health System	100.000	NO	Elevance Health, Inc.	See Elevance Health, Inc. ownership listing in footnote	100.000	NO
CareMore Health Plan of Nevada	CareMore Health System	100.000	NO	Elevance Health, Inc.	See Elevance Health, Inc. ownership listing in footnote	100.000	NO
CCHA, LLC	Anthem Partnership Holding Company, LLC	50.000	NO	Elevance Health, Inc.	See Elevance Health, Inc. ownership listing in footnote	100.000	NO
CCHA, LLC	Colorado Community Health Alliance, LLC	50.000	NO	Not Affiliated with Elevance Health, Inc.	Not Affiliated with Elevance Health, Inc.	100.000	NO
Community Care Health Plan of Kansas, Inc.	Anthem Partnership Holding Company, LLC	90.000	NO	Elevance Health, Inc.	See Elevance Health, Inc. ownership listing in footnote	100.000	NO
Community Care Health Plan of Kansas, Inc.	Blue Cross and Blue Shield of Kansas	5.000	NO	Not Affiliated with Elevance Health, Inc.	Not Affiliated with Elevance Health, Inc.	100.000	NO
Community Care Health Plan of Kansas, Inc.	Blue Cross and Blue Shield of Kansas City	5.000	NO	Not Affiliated with Elevance Health, Inc.	Not Affiliated with Elevance Health, Inc.	100.000	NO
Community Care Health Plan of Louisiana, Inc.	Anthem Partnership Holding Company, LLC	75.000	NO	Elevance Health, Inc.	See Elevance Health, Inc. ownership listing in footnote	100.000	NO
Community Care Health Plan of Louisiana, Inc.	Louisiana Health Service & Indemnity Company	25.000	NO	Not Affiliated with Elevance Health, Inc.	Not Affiliated with Elevance Health, Inc.	100.000	NO
Community Care Health Plan of Nebraska, Inc.	Anthem Partnership Holding Company, LLC	95.000	NO	Elevance Health, Inc.	See Elevance Health, Inc. ownership listing in footnote	100.000	NO
Community Care Health Plan of Nebraska, Inc.	Blue Cross and Blue Shield of Nebraska	5.000	NO	Not Affiliated with Elevance Health, Inc.	Not Affiliated with Elevance Health, Inc.	100.000	NO
Community Care Health Plan of Nevada, Inc.	Wellpoint Corporation	100.000	NO	Elevance Health, Inc.	See Elevance Health, Inc. ownership listing in footnote	100.000	NO
Community Insurance Company	ATH Holding Company, LLC	100.000	NO	Elevance Health, Inc.	See Elevance Health, Inc. ownership listing in footnote	100.000	NO
Compcare Health Services Insurance Corporation	Blue Cross Blue Shield of Wisconsin	100.000	NO	Elevance Health, Inc.	See Elevance Health, Inc. ownership listing in footnote	100.000	NO
Empire HealthChoice Assurance, Inc.	WellPoint Holding Corp	100.000	NO	Elevance Health, Inc.	See Elevance Health, Inc. ownership listing in footnote	100.000	NO
Freedom Health, Inc.	Wellpoint Corporation	100.000	NO	Elevance Health, Inc.	See Elevance Health, Inc. ownership listing in footnote	100.000	NO
Greater Georgia Life Insurance Company	Blue Cross Blue Shield Healthcare Plan of Georgia, Inc.	100.000	NO	Elevance Health, Inc.	See Elevance Health, Inc. ownership listing in footnote	100.000	NO
Group Retiree Health Solutions, Inc.	GR Health Solutions LLC	100.000	NO	Elevance Health, Inc.	See Elevance Health, Inc. ownership listing in footnote	50.000	NO
Group Retiree Health Solutions, Inc.	GR Health Solutions LLC	100.000	NO	Independence Blue Cross, LLC	Not affiliated with Elevance Health, Inc.	50.000	NO
Health Colorado, Inc.	Carelon Behavioral Health, Inc.	16.670	NO	Elevance Health, Inc.	See Elevance Health, Inc. ownership listing in footnote	100.000	NO
Health Colorado, Inc.	Valley-Wide Health Systems, Inc.	33.330	NO	Not Affiliated with Elevance Health, Inc.	Not Affiliated with Elevance Health, Inc.	100.000	NO
Health Colorado, Inc.	Health Solutions	16.670	NO	Not Affiliated with Elevance Health, Inc.	Not Affiliated with Elevance Health, Inc.	100.000	NO
Health Colorado, Inc.	San Luis Valley Community Mental Health Center, Inc.	16.670	NO	Not Affiliated with Elevance Health, Inc.	Not Affiliated with Elevance Health, Inc.	100.000	NO

ANNUAL STATEMENT FOR THE YEAR 2023 OF THE Wellpoint Ohio, Inc.

SCHEDULE Y

PART 3 - ULTIMATE CONTROLLING PARTY AND LISTING OF OTHER U.S. INSURANCE GROUPS OR ENTITIES UNDER THAT ULTIMATE CONTROLLING PARTY'S CONTROL

1 Insurers in Holding Company	2 Owners with Greater Than 10% Ownership	3 Ownership Percentage Column 2 of Column 1	4 Granted Disclaimer of Control Affiliation of Column 2 Over Column 1 (Yes/No)	5 Ultimate Controlling Party	6 U.S. Insurance Groups or Entities Controlled by Column 5	7 Ownership Percentage (Column 5 of Column 6)	8 Granted Disclaimer of Control Affiliation of Column 5 Over Column 6 (Yes/No)
Health Colorado, Inc.	Solvista Health	16.670	NO	Not Affiliated with Elevance Health, Inc.	Not Affiliated with Elevance Health, Inc.	100.000	NO
HealthKeepers, Inc.	Anthem Southeast, Inc.	92.510	NO	Elevance Health, Inc.	See Elevance Health, Inc. ownership listing in footnote	100.000	NO
HealthSun Health Plans, Inc.	Wellpoint Corporation	100.000	NO	Elevance Health, Inc.	See Elevance Health, Inc. ownership listing in footnote	100.000	NO
Healthy Alliance Life Insurance Company	RightCHOICE Managed Care, Inc.	100.000	NO	Elevance Health, Inc.	See Elevance Health, Inc. ownership listing in footnote	100.000	NO
HMO Colorado, Inc.	Rocky Mountain Hospital and Medical Service, Inc. ...	100.000	NO	Elevance Health, Inc.	See Elevance Health, Inc. ownership listing in footnote	100.000	NO
HMO Missouri, Inc.	RightCHOICE Managed Care, Inc.	100.000	NO	Elevance Health, Inc.	See Elevance Health, Inc. ownership listing in footnote	100.000	NO
Matthew Thornton Health Plan, Inc.	Anthem Health Plans of New Hampshire, Inc.	100.000	NO	Elevance Health, Inc.	See Elevance Health, Inc. ownership listing in footnote	100.000	NO
Missouri Care, Incorporated	ATH Holding Company, LLC	100.000	NO	Elevance Health, Inc.	See Elevance Health, Inc. ownership listing in footnote	100.000	NO
MMM Healthcare, LLC	MMM Holdings, LLC	100.000	NO	Elevance Health, Inc.	See Elevance Health, Inc. ownership listing in footnote	100.000	NO
MMM Multi Health, LLC	MMM Holdings, LLC	100.000	NO	Elevance Health, Inc.	See Elevance Health, Inc. ownership listing in footnote	100.000	NO
Optimum Healthcare, Inc.	Wellpoint Corporation	100.000	NO	Elevance Health, Inc.	See Elevance Health, Inc. ownership listing in footnote	100.000	NO
PMC Medicare Choice, LLC	MMM Holdings, LLC	100.000	NO	Elevance Health, Inc.	See Elevance Health, Inc. ownership listing in footnote	100.000	NO
Rocky Mountain Hospital and Medical Service, Inc. ...	ATH Holding Company, LLC	100.000	NO	Elevance Health, Inc.	See Elevance Health, Inc. ownership listing in footnote	100.000	NO
Simply Healthcare Plans, Inc.	Wellpoint Corporation	100.000	NO	Elevance Health, Inc.	See Elevance Health, Inc. ownership listing in footnote	100.000	NO
UNICARE Health Plan of West Virginia, Inc.	UNICARE National Services, Inc.	100.000	NO	Elevance Health, Inc.	See Elevance Health, Inc. ownership listing in footnote	100.000	NO
Wellpoint Insurance Company	Wellpoint Corporation	100.000	NO	Elevance Health, Inc.	See Elevance Health, Inc. ownership listing in footnote	100.000	NO
Wellpoint Iowa, Inc.	Wellpoint Corporation	100.000	NO	Elevance Health, Inc.	See Elevance Health, Inc. ownership listing in footnote	100.000	NO
Wellpoint Life & Health Insurance Company	UNICARE National Services, Inc.	100.000	NO	Elevance Health, Inc.	See Elevance Health, Inc. ownership listing in footnote	100.000	NO
Wellpoint Maryland, Inc.	Wellpoint Corporation	100.000	NO	Elevance Health, Inc.	See Elevance Health, Inc. ownership listing in footnote	100.000	NO
Wellpoint New Jersey, Inc.	Wellpoint Corporation	100.000	NO	Elevance Health, Inc.	See Elevance Health, Inc. ownership listing in footnote	100.000	NO
Wellpoint Ohio, Inc.	Wellpoint Corporation	100.000	NO	Elevance Health, Inc.	See Elevance Health, Inc. ownership listing in footnote	100.000	NO
Wellpoint Tennessee, Inc.	Wellpoint Corporation	100.000	NO	Elevance Health, Inc.	See Elevance Health, Inc. ownership listing in footnote	100.000	NO

ANNUAL STATEMENT FOR THE YEAR 2023 OF THE Wellpoint Ohio, Inc.

SCHEDULE Y

PART 3 - ULTIMATE CONTROLLING PARTY AND LISTING OF OTHER U.S. INSURANCE GROUPS OR ENTITIES UNDER THAT ULTIMATE CONTROLLING PARTY'S CONTROL

1 Insurers in Holding Company	2 Owners with Greater Than 10% Ownership	3 Ownership Percentage Column 2 of Column 1	4 Granted Disclaimer of Control/ Affiliation of Column 2 Over Column 1 (Yes/No)	5 Ultimate Controlling Party	6 U.S. Insurance Groups or Entities Controlled by Column 5	7 Ownership Percentage (Column 5 of Column 6)	8 Granted Disclaimer of Control/ Affiliation of Column 5 Over Column 6 (Yes/No)
Wellpoint Texas, Inc.	Wellpoint Corporation	100.000	NO	Elevance Health, Inc.	See Elevance Health, Inc. ownership listing in footnote	100.000	NO
Wellpoint Washington, Inc.	Wellpoint Corporation	100.000	NO	Elevance Health, Inc.	See Elevance Health, Inc. ownership listing in footnote	100.000	NO
Wisconsin Collaborative Insurance Company	Crossroads Acquisition Corp.	100.000	NO	Elevance Health, Inc.	See Elevance Health, Inc. ownership listing in footnote	100.000	NO

Column 5, 6, and 7 indicating "Not affiliated with Elevance Health:" for rows above whereby the Elevance Health ("Elevance") insurer is partially owned by Elevance and partially owned by a non-affiliate, Elevance doesn't report the "entities controlled by the non-affiliate" data if the ultimate controlling company is outside of its ownership. Nor does Elevance track what ownership percentage the non-affiliated controlling entities own of companies within their holding company structures. Therefore, we've reported as such.

Entities controlled by Elevance are as follows:

AMERIGROUP Community Care of New Mexico, Inc	Compcare Health Services Insurance Corporation
Amerigroup District of Columbia, Inc.	Empire HealthChoice Assurance, Inc.
Amerigroup Mississippi, Inc.	Freedom Health, Inc.
Amerigroup Pennsylvania, Inc.	Greater Georgia Life Insurance Company
AMGP Georgia Managed Care Company, Inc.	Group Retiree Health Solutions, Inc.
AMH Health, LLC	HealthKeepers, Inc.
AMH Health Plans of Maine, Inc.	HealthSun Health Plans, Inc.
Anthem Blue Cross Life and Health Insurance Company	Healthy Alliance Life Insurance Company
Anthem Health Plans of Kentucky, Inc.	HMO Colorado, Inc.
Anthem Health Plans of Maine, Inc.	HMO Missouri, Inc.
Anthem Health Plans of New Hampshire, Inc.	Matthew Thornton Health Plan, Inc.
Anthem Health Plans of Virginia, Inc.	Missouri Care, Incorporated
Anthem Health Plans, Inc.	MMM Healthcare, LLC
Anthem HealthChoice HMO, Inc.	MMM MultiHealth, LLC
Anthem Insurance Companies, Inc.	Optimum Healthcare, Inc.,
Anthem Kentucky Managed Care Plan, Inc.	PMC Medicare Choice, LLC
Anthem Life & Disability Insurance Company	Rocky Mountain Hospital and Medical Service, Inc.
Anthem Life Insurance Company	Simply Healthcare Plans, Inc.
Blue Cross Blue Shield Healthcare Plan of Georgia, Inc.	UNICARE Health Plan of West Virginia, Inc.
Blue Cross Blue Shield of Wisconsin	Wellpoint Insurance Company
Carelon Health of New Jersey, Inc.	Wellpoint Iowa, Inc.
Carelon Health of Pennsylvania, Inc.	Wellpoint Maryland, Inc.
CareMore Health Plan of Arizona, Inc.	Wellpoint New Jersey, Inc.
CareMore Health Plan of Nevada, Inc.	Wellpoint Ohio, Inc.
CCHA, LLC	Wellpoint Tennessee, Inc.
Community Care Health Plan of Kansas, Inc.	Wellpoint Texas, Inc.
Community Care Health Plan of Louisiana, Inc.	Wellpoint Washington, Inc.
Community Care Health Plan of Nebraska, Inc.	Wellpoint Life & Health Insurance Company
Community Care Health Plan of Nevada, Inc.	Wisconsin Collaborative Insurance Company
Community Insurance Company	

SUPPLEMENTAL EXHIBITS AND SCHEDULES INTERROGATORIES

REQUIRED FILINGS

The following supplemental reports are required to be filed as part of your statement filing unless specifically waived by the domiciliary state. However, in the event that your domiciliary state waives the filing requirement, your response of WAIVED to the specific interrogatory will be accepted in lieu of filing a "NONE" report and a bar code will be printed below. If the supplement is required of your company but is not being filed for whatever reason enter SEE EXPLANATION and provide an explanation following the interrogatory questions.









	Responses
MARCH FILING	
1. Will the Supplemental Compensation Exhibit be filed with the state of domicile by March 1?	YES
2. Will an actuarial opinion be filed by March 1?	YES
3. Will the confidential Risk-based Capital Report be filed with the NAIC by March 1?.....	YES
4. Will the confidential Risk-based Capital Report be filed with the state of domicile, if required, by March 1?	YES
APRIL FILING	
5. Will Management's Discussion and Analysis be filed by April 1?	YES
6. Will the Supplemental Investment Risks Interrogatories be filed by April 1?	YES
7. Will the Accident and Health Policy Experience Exhibit be filed by April 1?	YES
JUNE FILING	
8. Will an audited financial report be filed by June 1?	YES
9. Will Accountant's Letter of Qualifications be filed with the state of domicile and electronically with the NAIC by June 1?	YES

SUPPLEMENTAL FILINGS

The following supplemental reports are required to be filed as part of your annual statement filing **if your company is engaged in the type of business covered by the supplement. However, in the event that your company does not transact the type of business for which the special report must be filed, your response of NO to the specific interrogatory will be accepted in lieu of filing a "NONE" report and a bar code will be printed below.** If the supplement is required of your company but is not being filed for whatever reason enter SEE EXPLANATION and provide an explanation following the interrogatory questions.

MARCH FILING	
10. Will the Medicare Supplement Insurance Experience Exhibit be filed with the state of domicile and the NAIC by March 1?	NO
11. Will the Supplemental Life data due March 1 be filed with the state of domicile and the NAIC?	NO
12. Will Schedule SIS (Stockholder Information Supplement) be filed with the state of domicile by March 1?.....	NO
13. Will the actuarial opinion on participating and non-participating policies as required in Interrogatories 1 and 2 on Exhibit 5 to Life Supplement be filed with the state of domicile and electronically with the NAIC by March 1?.....	NO
14. Will the actuarial opinion on non-guaranteed elements as required in Interrogatory 3 to Exhibit 5 to Life Supplement be filed with the state of domicile and electronically with the NAIC by March 1?.....	NO
15. Will the Medicare Part D Coverage Supplement be filed with the state of domicile and the NAIC by March 1?.....	NO
16. Will an approval from the reporting entity's state of domicile for relief related to the five-year rotation requirement for lead audit partner be filed electronically with the NAIC by March 1?	NO
17. Will an approval from the reporting entity's state of domicile for relief related to the one-year cooling off period for independent CPA be filed electronically with the NAIC by March 1?	NO
18. Will an approval from the reporting entity's state of domicile for relief related to the Requirements for Audit Committees be filed electronically with the NAIC by March 1?	NO
19. Will the Market Conduct Annual Statement (MCAS) Premium Exhibit for Year be filed with the applicable jurisdictions and with the NAIC by March 1?.....	NO
APRIL FILING	
20. Will the Long-Term Care Experience Reporting Forms be filed with the state of domicile and the NAIC by April 1?	NO
21. Will the Supplemental Life data due April 1 be filed with the state of domicile and the NAIC?	NO
22. Will the Supplemental Health Care Exhibit (Parts 1 and 2) be filed with the state of domicile and the NAIC by April 1?	YES
23. Will the Life, Health & Annuity Guaranty Association Assessable Premium Exhibit - Parts 1 and 2 be filed with the state of domicile and the NAIC by April 1?	YES
AUGUST FILING	
24. Will Management's Report of Internal Control Over Financial Reporting be filed with the state of domicile by August 1?	NO
Explanations:	
10.	
11.	
12.	
13.	
14.	
15.	
16.	
17.	
18.	
19.	
20.	
21.	
24.	

Bar Codes:

10. Medicare Supplement Insurance Experience Exhibit [Document Identifier 360]	
11. Life Supplement [Document Identifier 205]	
12. SIS Stockholder Information Supplement [Document Identifier 420]	
13. Participating Opinion for Exhibit 5 [Document Identifier 371]	
14. Non-Guaranteed Opinion for Exhibit 5 [Document Identifier 370]	
15. Medicare Part D Coverage Supplement [Document Identifier 365]	
16. Relief from the five-year rotation requirement for lead audit partner [Document Identifier 224]	
17. Relief from the one-year cooling off period for independent CPA [Document Identifier 225]	

SUPPLEMENTAL EXHIBITS AND SCHEDULES INTERROGATORIES

18. Relief from the Requirements for Audit Committees [Document Identifier 226]



19. Market Conduct Annual Statement (MCAS) Premium Exhibit for Year [Document Identifier 600]



20. Long-Term Care Experience Reporting Forms [Document Identifier 306]



21. Life Supplement [Document Identifier 211]



24. Management's Report of Internal Control Over Financial Reporting [Document Identifier 223]

