



HEALTH QUARTERLY STATEMENT
AS OF MARCH 31, 2023
OF THE CONDITION AND AFFAIRS OF THE
UnitedHealthcare of the Midlands, Inc.

NAIC Group Code 0707 (Current) 0707 (Prior) NAIC Company Code 95591 Employer's ID Number 47-0676824

Organized under the Laws of Nebraska, State of Domicile or Port of Entry NE

Country of Domicile United States of America

Licensed as business type: Health Maintenance Organization

Is HMO Federally Qualified? Yes [] No [X]

Incorporated/Organized 04/16/1984 Commenced Business 10/01/1984

Statutory Home Office 2717 North 118th Street, Suite 300 Omaha, NE, US 68164-9672

Main Administrative Office 2717 North 118th Street, Suite 300 Omaha, NE, US 68164-9672 402-445-5000

Mail Address 9800 Health Care Lane MN006-W500 Minnetonka, MN, US 55343

Primary Location of Books and Records 9800 Health Care Lane MN006-W500 Minnetonka, MN, US 55343 952-931-4352

Internet Website Address www.uhc.com

Statutory Statement Contact Andrew J Heitzman 952-931-4352 andrew_heitzman@uhc.com 952-931-4651

OFFICERS

Chief Executive Officer, President, and Chair Jeffrey Scott Stafford Treasurer Peter Marshall Gill Secretary Jessica Leigh Zuba Chief Financial Officer and Vice President James Stevenson Elliston

OTHER

Robert Andersen Broomfield, President, Commercial Nyle Brent Cottingham, Vice President Heather Anastasia Lang, Assistant Secretary

DIRECTORS OR TRUSTEES

Robert Andersen Broomfield Gloria Margaret Sargent Jeffrey Scott Stafford

State of NE County of DOWLING State of California County of Sonoma State of Minnesota County of Hennepin

The officers of this reporting entity being duly sworn, each depose and say that they are the described officers of said reporting entity, and that on the reporting period stated above, all of the herein described assets were the absolute property of the said reporting entity, free and clear from any liens or claims thereon, except as herein stated, and that this statement, together with related exhibits, schedules and explanations therein contained, annexed or referred to, is a full and true statement of all the assets and liabilities and of the condition and affairs of the said reporting entity as of the reporting period stated above, and of its income and deductions there from for the period ended, and have been completed in accordance with the NAIC Annual Statement Instructions and Accounting Practices and Procedures manual except to the extent that: (1) state law may differ; or, (2) that state rules or regulations require differences in reporting not related to accounting practices and procedures, according to the best of their information, knowledge and belief, respectively. Furthermore, the scope of this attestation by the described officers also includes the related corresponding electronic filing with the NAIC, when required, that is an exact copy (except for formatting differences due to electronic filing) of the enclosed statement. The electronic filing may be requested by various regulators in lieu of or in addition to the enclosed statement.

Handwritten signatures of Jeffrey Scott Stafford, Jessica Leigh Zuba, and Peter Marshall Gill with their respective titles: Chief Executive Officer, Secretary, and Treasurer.

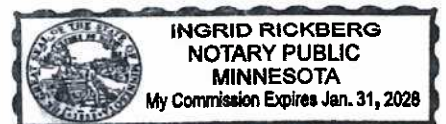
Subscribed and sworn to before me this day of May 2023, day of April 2023



See Attached Certificate

64/28/2023 DM Int.

- a. Is this an original filing? Yes [X] No []
b. If no.
1. State the amendment number.
2. Date filed.
3. Number of pages attached.



STATEMENT AS OF MARCH 31, 2023 OF THE UnitedHealthcare of the Midlands, Inc.

ASSETS

	Current Statement Date			4 December 31 Prior Year Net Admitted Assets
	1 Assets	2 Nonadmitted Assets	3 Net Admitted Assets (Cols. 1 - 2)	
1. Bonds	873,931,801	0	873,931,801	691,288,408
2. Stocks:				
2.1 Preferred stocks	0	0	0	0
2.2 Common stocks	0	0	0	0
3. Mortgage loans on real estate:				
3.1 First liens	0	0	0	0
3.2 Other than first liens.....	0	0	0	0
4. Real estate:				
4.1 Properties occupied by the company (less \$0 encumbrances)	0	0	0	0
4.2 Properties held for the production of income (less \$0 encumbrances)	0	0	0	0
4.3 Properties held for sale (less \$0 encumbrances)	0	0	0	0
5. Cash (\$ (8,655)), cash equivalents (\$629,863,896) and short-term investments (\$3,452,651)	633,307,892	0	633,307,892	296,979,224
6. Contract loans (including \$0 premium notes)	0	0	0	0
7. Derivatives	0	0	0	0
8. Other invested assets	0	0	0	0
9. Receivables for securities	34,964,064	0	34,964,064	0
10. Securities lending reinvested collateral assets	0	0	0	0
11. Aggregate write-ins for invested assets	0	0	0	0
12. Subtotals, cash and invested assets (Lines 1 to 11)	1,542,203,757	0	1,542,203,757	988,267,632
13. Title plants less \$0 charged off (for Title insurers only)	0	0	0	0
14. Investment income due and accrued	6,217,979	0	6,217,979	5,561,813
15. Premiums and considerations:				
15.1 Uncollected premiums and agents' balances in the course of collection	20,932,496	626,048	20,306,448	47,724,900
15.2 Deferred premiums, agents' balances and installments booked but deferred and not yet due (including \$0 earned but unbilled premiums)	0	0	0	0
15.3 Accrued retrospective premiums (\$13,983,410) and contracts subject to redetermination (\$341,978,699)	355,962,109	0	355,962,109	221,583,901
16. Reinsurance:				
16.1 Amounts recoverable from reinsurers	0	0	0	0
16.2 Funds held by or deposited with reinsured companies	0	0	0	0
16.3 Other amounts receivable under reinsurance contracts	0	0	0	0
17. Amounts receivable relating to uninsured plans	10,655,878	44,314	10,611,564	30,210,691
18.1 Current federal and foreign income tax recoverable and interest thereon	0	0	0	13,498,179
18.2 Net deferred tax asset	5,136,188	0	5,136,188	5,036,449
19. Guaranty funds receivable or on deposit	0	0	0	0
20. Electronic data processing equipment and software	0	0	0	0
21. Furniture and equipment, including health care delivery assets (\$0)	0	0	0	0
22. Net adjustment in assets and liabilities due to foreign exchange rates	0	0	0	0
23. Receivables from parent, subsidiaries and affiliates	0	0	0	0
24. Health care (\$170,271,305) and other amounts receivable	186,096,293	15,824,988	170,271,305	147,748,546
25. Aggregate write-ins for other than invested assets	568	568	0	6,048,943
26. Total assets excluding Separate Accounts, Segregated Accounts and Protected Cell Accounts (Lines 12 to 25)	2,127,205,268	16,495,918	2,110,709,350	1,465,681,054
27. From Separate Accounts, Segregated Accounts and Protected Cell Accounts	0	0	0	0
28. Total (Lines 26 and 27)	2,127,205,268	16,495,918	2,110,709,350	1,465,681,054
DETAILS OF WRITE-INS				
1101.				
1102.				
1103.				
1198. Summary of remaining write-ins for Line 11 from overflow page	0	0	0	0
1199. Totals (Lines 1101 through 1103 plus 1198)(Line 11 above)	0	0	0	0
2501. State income tax recoverable	0	0	0	6,048,943
2502. Miscellaneous receivables	401	401	0	0
2503. Prepaid commissions	167	167	0	0
2598. Summary of remaining write-ins for Line 25 from overflow page	0	0	0	0
2599. Totals (Lines 2501 through 2503 plus 2598)(Line 25 above)	568	568	0	6,048,943

LIABILITIES, CAPITAL AND SURPLUS

	Current Period			Prior Year
	1 Covered	2 Uncovered	3 Total	4 Total
1. Claims unpaid (less \$0 reinsurance ceded)	560,952,496	0	560,952,496	523,135,870
2. Accrued medical incentive pool and bonus amounts	87,277,951	0	87,277,951	63,609,995
3. Unpaid claims adjustment expenses	4,809,198	0	4,809,198	4,126,162
4. Aggregate health policy reserves, including the liability of \$10,644,124 for medical loss ratio rebate per the Public Health Service Act	183,581,989	0	183,581,989	172,021,462
5. Aggregate life policy reserves	0	0	0	0
6. Property/casualty unearned premium reserve	0	0	0	0
7. Aggregate health claim reserves	1,325,674	0	1,325,674	1,166,912
8. Premiums received in advance	429,401,249	0	429,401,249	498,982
9. General expenses due or accrued	3,976,489	0	3,976,489	20,739,372
10.1 Current federal and foreign income tax payable and interest thereon (including \$0 on realized gains (losses))	6,063,452	0	6,063,452	0
10.2 Net deferred tax liability	0	0	0	0
11. Ceded reinsurance premiums payable	2,200,844	0	2,200,844	1,862,181
12. Amounts withheld or retained for the account of others.....	0	0	0	0
13. Remittances and items not allocated	63,970	0	63,970	49,503
14. Borrowed money (including \$0 current) and interest thereon \$0 (including \$0 current)	0	0	0	0
15. Amounts due to parent, subsidiaries and affiliates	21,386,979	0	21,386,979	2,878,370
16. Derivatives	0	0	0	0
17. Payable for securities	39,443,691	0	39,443,691	2,350,364
18. Payable for securities lending	0	0	0	0
19. Funds held under reinsurance treaties (with \$0 authorized reinsurers, \$0 unauthorized reinsurers and \$0 certified reinsurers).....	0	0	0	0
20. Reinsurance in unauthorized and certified (\$0) companies	0	0	0	0
21. Net adjustments in assets and liabilities due to foreign exchange rates	0	0	0	0
22. Liability for amounts held under uninsured plans	199,915,828	0	199,915,828	101,866,728
23. Aggregate write-ins for other liabilities (including \$1,165 current)	889,993	0	889,993	889,629
24. Total liabilities (Lines 1 to 23)	1,541,289,803	0	1,541,289,803	895,195,530
25. Aggregate write-ins for special surplus funds	XXX	XXX	0	0
26. Common capital stock	XXX	XXX	100,000	100,000
27. Preferred capital stock	XXX	XXX	0	0
28. Gross paid in and contributed surplus	XXX	XXX	61,100,000	61,100,000
29. Surplus notes	XXX	XXX	0	0
30. Aggregate write-ins for other than special surplus funds	XXX	XXX	0	0
31. Unassigned funds (surplus)	XXX	XXX	508,219,547	509,285,524
32. Less treasury stock, at cost:				
32.10 shares common (value included in Line 26 \$0)	XXX	XXX	0	0
32.20 shares preferred (value included in Line 27 \$0)	XXX	XXX	0	0
33. Total capital and surplus (Lines 25 to 31 minus Line 32)	XXX	XXX	569,419,547	570,485,524
34. Total liabilities, capital and surplus (Lines 24 and 33)	XXX	XXX	2,110,709,350	1,465,681,054
DETAILS OF WRITE-INS				
2301. Deposits payable	888,828	0	888,828	888,828
2302. Unclaimed property	1,165	0	1,165	801
2303.				
2398. Summary of remaining write-ins for Line 23 from overflow page	0	0	0	0
2399. Totals (Lines 2301 through 2303 plus 2398)(Line 23 above)	889,993	0	889,993	889,629
2501.	XXX	XXX		
2502.	XXX	XXX		
2503.	XXX	XXX		
2598. Summary of remaining write-ins for Line 25 from overflow page	XXX	XXX	0	0
2599. Totals (Lines 2501 through 2503 plus 2598)(Line 25 above)	XXX	XXX	0	0
3001.	XXX	XXX		
3002.	XXX	XXX		
3003.	XXX	XXX		
3098. Summary of remaining write-ins for Line 30 from overflow page	XXX	XXX	0	0
3099. Totals (Lines 3001 through 3003 plus 3098)(Line 30 above)	XXX	XXX	0	0

STATEMENT OF REVENUE AND EXPENSES

	Current Year To Date		Prior Year To Date	Prior Year Ended December 31
	1 Uncovered	2 Total	3 Total	4 Total
1. Member Months	XXX	1,505,260	1,374,271	5,595,473
2. Net premium income (including \$ 0 non-health premium income)	XXX	1,653,354,026	1,444,741,537	5,715,571,705
3. Change in unearned premium reserves and reserve for rate credits	XXX	(6,582,175)	(32,175,462)	(106,739,153)
4. Fee-for-service (net of \$ 0 medical expenses)	XXX	0	0	0
5. Risk revenue	XXX	0	0	0
6. Aggregate write-ins for other health care related revenues	XXX	0	0	0
7. Aggregate write-ins for other non-health revenues	XXX	0	0	0
8. Total revenues (Lines 2 to 7)	XXX	1,646,771,851	1,412,566,075	5,608,832,552
Hospital and Medical:				
9. Hospital/medical benefits	0	1,169,331,735	1,016,578,330	4,058,394,986
10. Other professional services	0	38,564,907	22,160,023	84,603,727
11. Outside referrals	0	0	0	0
12. Emergency room and out-of-area	0	0	0	0
13. Prescription drugs	0	165,168,687	138,497,471	406,689,512
14. Aggregate write-ins for other hospital and medical	0	0	0	0
15. Incentive pool, withhold adjustments and bonus amounts	0	33,561,282	18,312,216	103,557,310
16. Subtotal (Lines 9 to 15)	0	1,406,626,611	1,195,548,040	4,653,245,535
Less:				
17. Net reinsurance recoveries	0	0	0	0
18. Total hospital and medical (Lines 16 minus 17)	0	1,406,626,611	1,195,548,040	4,653,245,535
19. Non-health claims (net)	0	0	0	0
20. Claims adjustment expenses, including \$ 37,825,652 cost containment expenses	0	50,352,324	44,779,289	185,153,696
21. General administrative expenses	0	108,842,147	93,047,231	401,922,570
22. Increase in reserves for life and accident and health contracts (including \$ 0 increase in reserves for life only)	0	0	0	0
23. Total underwriting deductions (Lines 18 through 22)	0	1,565,821,082	1,333,374,560	5,240,321,801
24. Net underwriting gain or (loss) (Lines 8 minus 23)	XXX	80,950,769	79,191,515	368,510,751
25. Net investment income earned	0	12,208,816	3,386,695	27,157,414
26. Net realized capital gains (losses) less capital gains tax of \$ (6,223)	0	(23,411)	(26,570)	(127,804)
27. Net investment gains (losses) (Lines 25 plus 26)	0	12,185,405	3,360,125	27,029,610
28. Net gain or (loss) from agents' or premium balances charged off [(amount recovered \$ 64,429) (amount charged off \$ (247,580))]	0	(183,151)	(131,557)	(673,488)
29. Aggregate write-ins for other income or expenses	0	0	0	0
30. Net income or (loss) after capital gains tax and before all other federal income taxes (Lines 24 plus 27 plus 28 plus 29)	XXX	92,953,023	82,420,083	394,866,873
31. Federal and foreign income taxes incurred	XXX	19,567,854	17,787,103	82,862,795
32. Net income (loss) (Lines 30 minus 31)	XXX	73,385,169	64,632,980	312,004,078
DETAILS OF WRITE-INS				
0601.	XXX			
0602.	XXX			
0603.	XXX			
0698. Summary of remaining write-ins for Line 6 from overflow page	XXX	0	0	0
0699. Totals (Lines 0601 through 0603 plus 0698)(Line 6 above)	XXX	0	0	0
0701.	XXX			
0702.	XXX			
0703.	XXX			
0798. Summary of remaining write-ins for Line 7 from overflow page	XXX	0	0	0
0799. Totals (Lines 0701 through 0703 plus 0798)(Line 7 above)	XXX	0	0	0
1401.				
1402.				
1403.				
1498. Summary of remaining write-ins for Line 14 from overflow page	0	0	0	0
1499. Totals (Lines 1401 through 1403 plus 1498)(Line 14 above)	0	0	0	0
2901.				
2902.				
2903.				
2998. Summary of remaining write-ins for Line 29 from overflow page	0	0	0	0
2999. Totals (Lines 2901 through 2903 plus 2998)(Line 29 above)	0	0	0	0

STATEMENT OF REVENUE AND EXPENSES (Continued)

	1 Current Year to Date	2 Prior Year to Date	3 Prior Year Ended December 31
CAPITAL AND SURPLUS ACCOUNT			
33. Capital and surplus prior reporting year.....	570,485,524	458,773,491	458,773,491
34. Net income or (loss) from Line 32	73,385,169	64,632,980	312,004,078
35. Change in valuation basis of aggregate policy and claim reserves	0	0	0
36. Change in net unrealized capital gains (losses) less capital gains tax of \$0	0	0	0
37. Change in net unrealized foreign exchange capital gain or (loss)	0	0	0
38. Change in net deferred income tax	99,739	739,901	2,014,755
39. Change in nonadmitted assets	449,115	(695,152)	(7,406,800)
40. Change in unauthorized and certified reinsurance	0	0	0
41. Change in treasury stock	0	0	0
42. Change in surplus notes	0	0	0
43. Cumulative effect of changes in accounting principles.....	0	0	0
44. Capital Changes:			
44.1 Paid in	0	0	0
44.2 Transferred from surplus (Stock Dividend).....	0	0	0
44.3 Transferred to surplus.....	0	0	0
45. Surplus adjustments:			
45.1 Paid in	0	0	0
45.2 Transferred to capital (Stock Dividend)	0	0	0
45.3 Transferred from capital	0	0	0
46. Dividends to stockholders	(75,000,000)	0	(194,900,000)
47. Aggregate write-ins for gains or (losses) in surplus	0	0	0
48. Net change in capital & surplus (Lines 34 to 47)	(1,065,977)	64,677,729	111,712,033
49. Capital and surplus end of reporting period (Line 33 plus 48)	569,419,547	523,451,220	570,485,524
DETAILS OF WRITE-INS			
4701.			
4702.			
4703.			
4798. Summary of remaining write-ins for Line 47 from overflow page	0	0	0
4799. Totals (Lines 4701 through 4703 plus 4798)(Line 47 above)	0	0	0

CASH FLOW

	1 Current Year To Date	2 Prior Year To Date	3 Prior Year Ended December 31
Cash from Operations			
1. Premiums collected net of reinsurance	1,980,554,262	1,314,580,161	5,615,444,272
2. Net investment income	12,269,730	4,476,805	29,110,061
3. Miscellaneous income	0	0	0
4. Total (Lines 1 to 3)	1,992,823,992	1,319,056,966	5,644,554,333
5. Benefit and loss related payments	1,367,010,942	1,069,164,061	4,517,675,693
6. Net transfers to Separate Accounts, Segregated Accounts and Protected Cell Accounts	0	0	0
7. Commissions, expenses paid and aggregate write-ins for deductions	51,707,045	73,212,263	519,378,143
8. Dividends paid to policyholders	0	0	0
9. Federal and foreign income taxes paid (recovered) net of \$0 tax on capital gains (losses)	0	0	80,829,750
10. Total (Lines 5 through 9)	1,418,717,987	1,142,376,324	5,117,883,586
11. Net cash from operations (Line 4 minus Line 10)	574,106,005	176,680,642	526,670,747
Cash from Investments			
12. Proceeds from investments sold, matured or repaid:			
12.1 Bonds	23,372,451	29,220,584	74,009,851
12.2 Stocks	0	0	0
12.3 Mortgage loans	0	0	0
12.4 Real estate	0	0	0
12.5 Other invested assets	0	0	0
12.6 Net gains or (losses) on cash, cash equivalents and short-term investments	1,650	0	0
12.7 Miscellaneous proceeds	37,093,327	1,948,884	2,350,364
12.8 Total investment proceeds (Lines 12.1 to 12.7)	60,467,428	31,169,468	76,360,215
13. Cost of investments acquired (long-term only):			
13.1 Bonds	206,804,141	37,696,728	197,628,367
13.2 Stocks	0	0	0
13.3 Mortgage loans	0	0	0
13.4 Real estate	0	0	0
13.5 Other invested assets	0	0	0
13.6 Miscellaneous applications	34,964,064	0	0
13.7 Total investments acquired (Lines 13.1 to 13.6)	241,768,205	37,696,728	197,628,367
14. Net increase (or decrease) in contract loans and premium notes	0	0	0
15. Net cash from investments (Line 12.8 minus Line 13.7 and Line 14)	(181,300,777)	(6,527,260)	(121,268,152)
Cash from Financing and Miscellaneous Sources			
16. Cash provided (applied):			
16.1 Surplus notes, capital notes	0	0	0
16.2 Capital and paid in surplus, less treasury stock	0	0	0
16.3 Borrowed funds	0	0	0
16.4 Net deposits on deposit-type contracts and other insurance liabilities	0	0	0
16.5 Dividends to stockholders	75,000,000	0	194,900,000
16.6 Other cash provided (applied)	18,523,440	24,164,919	5,100,261
17. Net cash from financing and miscellaneous sources (Line 16.1 through Line 16.4 minus Line 16.5 plus Line 16.6)	(56,476,560)	24,164,919	(189,799,739)
RECONCILIATION OF CASH, CASH EQUIVALENTS AND SHORT-TERM INVESTMENTS			
18. Net change in cash, cash equivalents and short-term investments (Line 11, plus Lines 15 and 17)	336,328,668	194,318,301	215,602,856
19. Cash, cash equivalents and short-term investments:			
19.1 Beginning of year	296,979,224	81,376,368	81,376,368
19.2 End of period (Line 18 plus Line 19.1)	633,307,892	275,694,668	296,979,224

Note: Supplemental disclosures of cash flow information for non-cash transactions:

STATEMENT AS OF MARCH 31, 2023 OF THE UnitedHealthcare of the Midlands, Inc.

EXHIBIT OF PREMIUMS, ENROLLMENT AND UTILIZATION

	1 Total	Comprehensive (Hospital & Medical)		4 Medicare Supplement	5 Vision Only	6 Dental Only	7 Federal Employees Health Benefits Plan	8 Title XVIII Medicare	9 Title XIX Medicaid	10 Credit A&H	11 Disability Income	12 Long-Term Care	13 Other Health	14 Other Non-Health
		2 Individual	3 Group											
Total Members at end of:														
1. Prior Year	476,788	0	831	0	0	0	0	343,493	132,464	0	0	0	0	0
2. First Quarter	505,415	0	694	0	0	0	0	372,097	132,624	0	0	0	0	0
3. Second Quarter	0	0	0	0	0	0	0	0	0	0	0	0	0	0
4. Third Quarter	0	0	0	0	0	0	0	0	0	0	0	0	0	0
5. Current Year	0	0	0	0	0	0	0	0	0	0	0	0	0	0
6. Current Year Member Months	1,505,260	0	2,071	0	0	0	0	1,109,701	393,488	0	0	0	0	0
Total Member Ambulatory Encounters for Period:														
7. Physician	2,547,563	0	1,136	0	0	0	0	2,082,224	464,203	0	0	0	0	0
8. Non-Physician	1,270,502	0	75	0	0	0	0	984,203	286,224	0	0	0	0	0
9. Total	3,818,065	0	1,211	0	0	0	0	3,066,427	750,427	0	0	0	0	0
10. Hospital Patient Days Incurred	81,208	0	18	0	0	0	0	60,601	20,589	0	0	0	0	0
11. Number of Inpatient Admissions	15,132	0	4	0	0	0	0	11,167	3,961	0	0	0	0	0
12. Health Premiums Written (a)	1,659,965,376	0	1,058,603	0	0	0	0	1,426,088,552	232,818,221	0	0	0	0	0
13. Life Premiums Direct	0	0	0	0	0	0	0	0	0	0	0	0	0	0
14. Property/Casualty Premiums Written	0	0	0	0	0	0	0	0	0	0	0	0	0	0
15. Health Premiums Earned.....	1,653,383,201	0	1,058,603	0	0	0	0	1,430,529,260	221,795,338	0	0	0	0	0
16. Property/Casualty Premiums Earned	0	0	0	0	0	0	0	0	0	0	0	0	0	0
17. Amount Paid for Provision of Health Care Services.....	1,367,010,942	0	1,060,997	0	0	0	0	1,160,676,906	205,273,039	0	0	0	0	0
18. Amount Incurred for Provision of Health Care Services	1,406,626,611	0	905,241	0	0	0	0	1,190,671,487	215,049,883	0	0	0	0	0

(a) For health premiums written: amount of Medicare Title XVIII exempt from state taxes or fees \$1,426,088,552

UNDERWRITING AND INVESTMENT EXHIBIT

ANALYSIS OF CLAIMS UNPAID - PRIOR YEAR - NET OF REINSURANCE

Line of Business	Claims Paid Year to Date		Liability End of Current Quarter		5 Claims Incurred in Prior Years (Columns 1 + 3)	6 Estimated Claim Reserve and Claim Liability December 31 of Prior Year
	1 On Claims Incurred Prior to January 1 of Current Year	2 On Claims Incurred During the Year	3 On Claims Unpaid Dec. 31 of Prior Year	4 On Claims Incurred During the Year		
1. Comprehensive (hospital and medical) individual	0	0	0	0	0	0
2. Comprehensive (hospital and medical) group	378,279	682,344	161,019	448,123	539,298	719,642
3. Medicare Supplement	0	0	0	0	0	0
4. Dental Only	0	0	0	0	0	0
5. Vision Only	0	0	0	0	0	0
6. Federal Employees Health Benefits Plan	0	0	0	0	0	0
7. Title XVIII - Medicare	274,031,692	876,892,263	40,818,101	438,646,737	314,849,793	449,551,624
8. Title XIX - Medicaid	47,434,943	157,698,095	25,505,333	56,698,855	72,940,276	74,031,516
9. Credit A&H	0	0	0	0	0	0
10. Disability Income	0	0	0	0	0	0
11. Long-term care	0	0	0	0	0	0
12. Other health	0	0	0	0	0	0
13. Health subtotal (Lines 1 to 12)	321,844,914	1,035,272,702	66,484,453	495,793,715	388,329,367	524,302,782
14. Health care receivables (a)	53,538,754	88,189,157	0	44,368,383	53,538,754	164,068,618
15. Other non-health	0	0	0	0	0	0
16. Medical incentive pools and bonus amounts	7,451,249	2,442,077	61,131,741	26,146,213	68,582,990	63,609,995
17. Totals (Lines 13 - 14 + 15 + 16)	275,757,409	949,525,622	127,616,194	477,571,545	403,373,603	423,844,159

(a) Excludes \$0 loans or advances to providers not yet expensed.

NOTES TO FINANCIAL STATEMENTS

1. SUMMARY OF SIGNIFICANT ACCOUNTING POLICIES AND GOING CONCERN

Organization and Operation

UnitedHealthcare of the Midlands, Inc. (the "Company") is a wholly owned subsidiary of UnitedHealthcare, Inc. with UnitedHealth Group Incorporated ("UHG") as its ultimate parent. The Company is licensed as a health maintenance organization ("HMO") in Nebraska by the Nebraska Department of Insurance ("the Department") and is also licensed in seven additional states. The Company offers comprehensive commercial products, Medicare plans, and has a contract in the state of Nebraska (the "State") to offer Medicaid plans.

Effective January 1, 2022, affiliates, UnitedHealthcare of Alabama, Inc. and UnitedHealthcare of Arkansas, Inc. novated Centers for Medicare and Medicaid Services ("CMS") contracts to the Company. The novation agreements resulted in full control of the contracts being transferred to the Company at \$0 net book value for dates of service on or after January 1, 2022. Approval for this novation was received from CMS.

A. Accounting Practices

The statutory basis financial statements (herein referred to as "financial statements") of the Company are presented on the basis of accounting practices prescribed or permitted by the Department.

The Department recognizes only statutory accounting practices prescribed or permitted by the State for determining and reporting the financial condition and results of operations of an HMO, for determining its solvency under Nebraska Insurance Law. The State prescribes the use of the National Association of Insurance Commissioners' ("NAIC") Accounting Practices and Procedures manual ("NAIC SAP") in effect for the accounting periods covered in the financial statements.

No significant differences exist between the practices prescribed or permitted by the State and the NAIC SAP which materially affect the statutory basis net income and capital and surplus, as illustrated in the table below:

	SSAP #	F/S Page #	F/S Line #	March 31, 2023	December 31, 2022
Net Income					
(1) Company state basis (Page 4, Line 32, Columns 2 & 4)	XXX	XXX	XXX	\$ 73,385,169	\$ 312,004,078
(2) State prescribed practices that are an increase/(decrease) from NAIC SAP: Not Applicable				-	-
(3) State permitted practices that are an increase/(decrease) from NAIC SAP: Not Applicable				-	-
(4) NAIC SAP (1 - 2 - 3 = 4)	XXX	XXX	XXX	<u>\$ 73,385,169</u>	<u>\$ 312,004,078</u>
Capital and Surplus					
(5) Company state basis (Page 3, Line 33, Columns 3 & 4)	XXX	XXX	XXX	\$ 569,419,547	\$ 570,485,524
(6) State prescribed practices that are an increase/(decrease) from NAIC SAP: Not Applicable				-	-
(7) State permitted practices that are an increase/(decrease) from NAIC SAP: Not Applicable				-	-
(8) NAIC SAP (5 - 6 - 7 = 8)	XXX	XXX	XXX	<u>\$ 569,419,547</u>	<u>\$ 570,485,524</u>

B. Use of Estimates in the Preparation of the Financial Statements

No significant change.

C. Accounting Policy

(1) No significant change.

(2) The Company does not have any mandatory convertible securities or Securities Valuation Office of the NAIC identified funds (i.e.: exchange traded funds or bond mutual funds) in its bond portfolio.

(3–5) No significant change.

- (6) U.S. government and agency securities and corporate debt securities include loan-backed securities (mortgage-backed securities and asset-backed securities), which are valued using the retrospective adjustment methodology. Prepayment assumptions for the determination of the book/adjusted carrying value, commonly referred to as amortized cost, of loan-backed securities are based on a three-month constant prepayment rate history obtained from external data source vendors. The Company's investment policy limits investments in nonagency residential mortgage-backed securities, including home equity and sub-prime mortgages, to 10% of total cash and invested assets. Total combined investments in mortgage-backed securities and asset-backed securities cannot exceed more than 30% of total cash and invested assets.

(7–13) No significant change.

D. Going Concern

The Company has the ability and will continue to operate for a period of time sufficient to carry out its commitments, obligations, and business objectives.

2. ACCOUNTING CHANGES AND CORRECTIONS OF ERRORS

No significant change.

3. BUSINESS COMBINATIONS AND GOODWILL

A–E. No significant change.

4. DISCONTINUED OPERATIONS

A. Discontinued Operation Disposed of or Classified as Held for Sale

(1–4) No significant change.

B. Change in Plan of Sale of Discontinued Operations — Not applicable.

C. Nature of any Significant Continuing Involvement with Discontinued Operations after Disposal — Not applicable.

D. Equity Interest Retained in the Discontinued Operation after Disposal — Not applicable.

5. INVESTMENTS

A. Mortgage Loans, including Mezzanine Real Estate Loans — Not applicable.

B. Debt Restructuring — Not applicable.

C. Reverse Mortgages — Not applicable.

D. Loan-Backed Securities

(1) U.S. government and agency securities and corporate debt securities include loan-backed securities (mortgage-backed securities and asset-backed securities), which are valued using the retrospective adjustment methodology. Prepayment assumptions for the determination of the book/adjusted carrying value, commonly referred to as amortized cost, of loan-backed securities are based on a three-month constant prepayment rate history obtained from external data source vendors.

(2) The Company did not recognize any other-than-temporary impairments ("OTTIs") on loan-backed securities as of March 31, 2023.

(3) The Company did not have any loan-backed securities with OTTIs to report by CUSIP as of March 31, 2023.

- (4) The following table illustrates the fair value, gross unrecognized unrealized losses, and length of time that the loan-backed securities have been in a continuous unrecognized unrealized loss position as of March 31, 2023 and December 31, 2022:

	March 31, 2023
The aggregate amount of unrealized losses:	
1. Less than 12 months	\$ 2,518,402
2. 12 months or longer	9,821,252
The aggregate related fair value of securities with unrealized losses:	
1. Less than 12 months	66,308,544
2. 12 months or longer	92,664,691
	December 31, 2022
The aggregate amount of unrealized losses:	
1. Less than 12 months	\$ 9,410,925
2. 12 months or longer	5,218,747
The aggregate related fair value of securities with unrealized losses:	
1. Less than 12 months	129,289,995
2. 12 months or longer	34,470,299

- (5) The Company believes that it will continue to collect timely the principal and interest due on its loan-backed securities that have an amortized cost in excess of fair value. The unrealized losses were primarily caused by interest rate changes and not by unfavorable changes in the credit quality associated with these securities that impacted the assessment on collectability of principal and interest. At each reporting period, the Company evaluates available-for-sale debt securities for any credit-related impairment when the fair value of the investment is less than its amortized cost. The Company evaluated the expected cash flows, the underlying credit quality and credit ratings of the issuers, noting no significant credit deterioration since purchase. As of March 31, 2023, the unrealized loss on any security that the Company classified as available for sale was not material to the Company's investment portfolio. Any other securities in an unrealized loss position as of March 31, 2023, the Company considers to be temporary.

E. Dollar Repurchase Agreements and/or Securities Lending Transactions — Not applicable.

F. Repurchase Agreements Transactions Accounted for as Secured Borrowing — Not applicable.

G. Reverse Repurchase Agreements Transactions Accounted for as Secured Borrowing — Not applicable.

H. Repurchase Agreements Transactions Accounted for as a Sale — Not applicable.

I. Reverse Repurchase Agreements Transactions Accounted for as a Sale — Not applicable.

J. Real Estate — Not applicable.

K. Low-Income Housing Tax Credits — Not applicable.

L. Restricted Assets — No significant change.

M. Working Capital Finance Investments — Not applicable.

N. Offsetting and Netting of Assets and Liabilities

The Company does not have any offsetting or netting of assets and liabilities as it relates to derivatives, repurchase and reverse repurchase agreements, and securities borrowing and securities lending activities.

O. 5GI Securities

The Company does not have any investments with an NAIC designation of 5GI as of March 31, 2023 and December 31, 2022.

P. Short Sales — Not applicable.

Q. Prepayment Penalty and Acceleration Fees — No significant change.

R. Reporting Entity's Share of Cash Pool by Asset Type

The Company's investment in the qualified cash pool is reported in cash equivalents. The Company's investment in the qualified cash pool is \$547,654,023 and \$229,335,077 as of March 31, 2023 and December 31, 2022, respectively. The following table presents the percent share distribution by underlying asset type of the total qualified cash pool balance as of March 31, 2023:

<u>Asset Type</u>	<u>Percent Share</u>
(1) Cash	-
(2) Cash Equivalents	79
(3) Short-Term Investments	21
(4) Total	<u>100%</u>

6. JOINT VENTURES, PARTNERSHIPS, AND LIMITED LIABILITY COMPANIES

A–B. No significant change.

7. INVESTMENT INCOME

A–B. No significant change.

8. DERIVATIVE INSTRUMENTS

A–B. Not applicable.

9. INCOME TAXES

The Company is included in the consolidated federal income tax return with its ultimate parent, UHG. The Company does not expect to be liable for the Corporate Alternative Minimum Tax in 2023.

A–I. No significant change.

10. INFORMATION CONCERNING PARENT, SUBSIDIARIES, AND AFFILIATES**A–O. Material Related Party Transactions**

Effective January 1, 2023, the Company entered into a new subordinated revolving credit agreement with United Health Care Services, Inc. ("UHS") at an interest rate of Fed Funds Target rate – Upper Bound plus 50 basis points. The Company's subordinated credit agreement value is below the holding company threshold of the lesser of 3% of admitted assets or 25% of capital and surplus. This agreement has replaced the previous agreement, which was held to an interest rate of London InterBank Offered Rate plus a margin of 50 basis points.

As of March 31, 2023, the Company paid a dividend of \$75,000,000 to its parent (see Note 13).

11. DEBT

A–B. The Company had no outstanding debt with third-parties or outstanding Federal Home Loan Bank agreements during 2023 and 2022.

12. RETIREMENT PLANS, DEFERRED COMPENSATION, POSTEMPLOYMENT BENEFITS AND COMPENSATED ABSENCES, AND OTHER POSTRETIREMENT BENEFIT PLANS

A–I. The Company has no defined benefit plans, defined contribution plans, multiemployer plans, consolidated/holding company plans, postemployment benefits, and compensated absences plans and is not impacted by the Medicare Modernization Act on postretirement benefits, since all personnel are employees of UHS, which provides services to the Company under the terms of a management agreement (the "Agreement").

13. CAPITAL AND SURPLUS, DIVIDEND RESTRICTIONS, AND QUASI-REORGANIZATIONS

A–C. No significant change.

D. On February 28, 2023, the Company declared an ordinary cash dividend of \$75,000,000 to the sole shareholder, UnitedHealthcare, Inc. The dividend was paid on March 21, 2023. The ordinary dividend complied with the provisions set forth in the statutes of Nebraska. The dividend was recorded as a reduction to unassigned surplus in the financial statements.

E–M. No significant change.

14. LIABILITIES, CONTINGENCIES AND ASSESSMENTS

A–F. No significant change.

15. LEASES

A–B. No significant change.

16. INFORMATION ABOUT FINANCIAL INSTRUMENTS WITH OFF-BALANCE-SHEET RISK AND FINANCIAL INSTRUMENTS WITH CONCENTRATIONS OF CREDIT RISK

(1–4) No significant change.

17. SALE, TRANSFER, AND SERVICING OF FINANCIAL ASSETS AND EXTINGUISHMENTS OF LIABILITIES

A–C. The Company did not participate in any transfers of receivables, financial assets, or wash sales.

18. GAIN OR LOSS TO THE REPORTING ENTITY FROM UNINSURED PLANS AND THE UNINSURED PORTION OF PARTIALLY INSURED PLANS

A–B. No significant change.

C. Medicare or Other Similarly Structured Cost Based Reimbursement Contract

The Medicare Part D program is a partially insured plan. The Company recorded a payable of \$151,359,232 and \$56,905,117 as of March 31, 2023 and December 31, 2022, respectively, for cost reimbursement under the Medicare Part D program for the catastrophic reinsurance and low-income member cost-sharing subsidies. The Company also recorded a receivable of \$9,558,364 and \$29,397,663 and also a payable of \$48,556,596 and \$44,961,611 as of March 31, 2023 and December 31, 2022, respectively, for the Medicare Part D coverage gap discount program. The receivables and payables are recorded in amounts receivable relating to uninsured plans and liability for amounts held under uninsured plans, respectively, in the financial statements.

19. DIRECT PREMIUM WRITTEN/PRODUCED BY MANAGING GENERAL AGENTS/THIRD-PARTY ADMINISTRATORS

No significant change.

20. FAIR VALUE MEASUREMENTS

The NAIC SAP defines fair value, establishes a framework for measuring fair value, and outlines the disclosure requirements related to fair value measurements. The fair value hierarchy is as follows:

Level 1 — Quoted (unadjusted) prices for identical assets in active markets.

Level 2 — Other observable inputs, either directly or indirectly, including:

- Quoted prices for similar assets in active markets;
- Quoted prices for identical or similar assets in nonactive markets (few transactions, limited information, noncurrent prices, high variability over time, etc.);
- Inputs other than quoted prices that are observable for the asset (interest rates, yield curves, volatilities, default rates, etc.);
- Inputs that are derived principally from or corroborated by other observable market data.

Level 3 — Unobservable inputs that cannot be corroborated by observable market data.

The estimated fair values of bonds, cash equivalents and short-term investments are based on quoted market prices, where available. The Company obtains one price for each security primarily from a third-party pricing service ("pricing service"), which generally uses quoted prices or other observable inputs for the determination of fair value. The pricing service normally derives the security prices through recently reported trades for identical or similar securities, making adjustments through the reporting date based upon available observable market information. For securities not actively traded, the pricing service may use quoted market prices of comparable instruments or discounted cash flow analyses, incorporating inputs that are currently observable in the markets for similar securities. Inputs that are often used in the valuation methodologies include, but are not limited to, non-binding broker quotes, benchmark yields, credit spreads, default rates and prepayment speeds. As the Company is responsible for the determination of fair value, it performs quarterly analyses on the prices received from the pricing service to determine whether the prices are reasonable estimates of fair value. Specifically, the Company compares the prices received from the pricing service to a secondary pricing source; prices reported by its custodian, its investment consultant and third-party investment advisors. Additionally, the Company compares changes in the reported market values and returns to relevant market indices to test the reasonableness of the reported prices. The Company's internal price verification procedures and review of fair value methodology documentation provided by independent pricing services have not historically resulted in an adjustment in the prices obtained from the pricing service.

In instances in which the inputs used to measure fair value fall into different levels of the fair value hierarchy, the fair value measurement has been determined based on the lowest-level input that is significant to the fair value measurement in its entirety. The Company's assessment of the significance of a particular item to the fair value measurement in its entirety requires judgment, including the consideration of inputs specific to the asset or liability.

STATEMENT AS OF MARCH 31, 2023 OF THE UnitedHealthcare of the Midlands, Inc.

A. Fair Value**(1) Fair Value Measurements at Reporting Date**

The following tables present information about the Company's financial assets that are measured and reported at fair value at March 31, 2023 and December 31, 2022, in the financial statements according to the valuation techniques the Company used to determine their fair values:

Description for Each Class of Asset or Liability	March 31, 2023			Net Asset Value (NAV)	Total
	(Level 1)	(Level 2)	(Level 3)		
a. Assets at fair value:					
Perpetual preferred stock:					
Industrial and misc Parent, subsidiaries, and affiliates	\$ -	\$ -	\$ -	\$ -	\$ -
Total perpetual preferred stocks	-	-	-	-	-
Bonds:					
U.S. governments	-	-	-	-	-
Industrial and misc	-	-	-	-	-
Hybrid securities	-	-	-	-	-
Parent, subsidiaries, and affiliates	-	-	-	-	-
Total bonds	-	-	-	-	-
Common stock:					
Industrial and misc	-	-	-	-	-
Parent, subsidiaries, and affiliates	-	-	-	-	-
Total common stock	-	-	-	-	-
Derivative assets:					
Interest rate contracts	-	-	-	-	-
Foreign exchange contracts	-	-	-	-	-
Credit contracts	-	-	-	-	-
Commodity futures contracts	-	-	-	-	-
Commodity forward contracts	-	-	-	-	-
Total derivatives	-	-	-	-	-
Money-market funds	32,319,213	-	-	-	32,319,213
Qualified cash pool	547,654,023	-	-	-	547,654,023
Total assets at fair value/NAV	\$ 579,973,236	\$ -	\$ -	\$ -	\$ 579,973,236
b. Liabilities at fair value:					
Derivative liabilities	\$ -	\$ -	\$ -	\$ -	\$ -
Total liabilities at fair value	\$ -	\$ -	\$ -	\$ -	\$ -
	December 31, 2022				
Description for Each Class of Asset or Liability	(Level 1)	(Level 2)	(Level 3)	Net Asset Value (NAV)	Total
a. Assets at fair value:					
Perpetual preferred stock:					
Industrial and misc Parent, subsidiaries, and affiliates	\$ -	\$ -	\$ -	\$ -	\$ -
Total perpetual preferred stocks	-	-	-	-	-
Bonds:					
U.S. governments	-	-	-	-	-
Industrial and misc	-	-	-	-	-
Hybrid securities	-	-	-	-	-
Parent, subsidiaries, and affiliates	-	-	-	-	-
Total bonds	-	-	-	-	-
Common stock:					
Industrial and misc	-	-	-	-	-
Parent, subsidiaries, and affiliates	-	-	-	-	-
Total common stock	-	-	-	-	-
Derivative assets:					
Interest rate contracts	-	-	-	-	-
Foreign exchange contracts	-	-	-	-	-
Credit contracts	-	-	-	-	-
Commodity futures contracts	-	-	-	-	-
Commodity forward contracts	-	-	-	-	-
Total derivatives	-	-	-	-	-
Money-market funds	67,652,747	-	-	-	67,652,747
Qualified cash pool	229,335,077	-	-	-	229,335,077
Separate account assets	-	-	-	-	-
Total assets at fair value/NAV	\$ 296,987,824	\$ -	\$ -	\$ -	\$ 296,987,824
b. Liabilities at fair value:					
Derivative liabilities	\$ -	\$ -	\$ -	\$ -	\$ -
Total liabilities at fair value	\$ -	\$ -	\$ -	\$ -	\$ -

STATEMENT AS OF MARCH 31, 2023 OF THE UnitedHealthcare of the Midlands, Inc.

- (2) The Company does not have any financial assets with a fair value hierarchy of Level 3 that were measured and reported at fair value for the three months ended March 31, 2023 and the year ended December 31, 2022.
- (3) Transfers between fair value hierarchy levels, if any, are recorded as of the beginning of the reporting period in which the transfer occurs. There were no transfers between Levels 1, 2, or 3 of any financial assets or liabilities during the three months ended March 31, 2023 and the year ended December 31, 2022.
- (4) The Company has no investments reported with a fair value hierarchy of Level 2 or Level 3 as of March 31, 2023 and December 31, 2022 and therefore has no valuation technique to disclose.
- (5) The Company has no derivative assets and liabilities to disclose.

B. Fair Value Combination — Not applicable.

C. Aggregate Fair Value Hierarchy

The aggregate fair value by hierarchy of all financial instruments as of March 31, 2023 and December 31, 2022, is presented in the table below:

Type of Financial Instrument	March 31, 2023					Net Asset Value (NAV)	Not Practicable (Carrying Value)
	Aggregate Fair Value	Admitted Assets	(Level 1)	(Level 2)	(Level 3)		
U.S. government and agency securities	\$ 234,636,898	\$ 243,228,671	\$ 63,564,277	\$ 171,072,621	\$ -	\$ -	\$ -
State and agency municipal securities	107,296,771	108,214,824	-	107,296,771	-	-	-
City and county municipal securities	77,714,960	79,881,942	-	77,714,960	-	-	-
Corporate debt securities	417,693,762	446,059,015	-	417,693,762	-	-	-
Cash equivalents	629,863,896	629,863,896	629,863,896	-	-	-	-
Total bonds, short-term investments and cash equivalents	<u>\$ 1,467,206,287</u>	<u>\$ 1,507,248,348</u>	<u>\$ 693,428,173</u>	<u>\$ 773,778,114</u>	<u>\$ -</u>	<u>\$ -</u>	<u>\$ -</u>

Type of Financial Instrument	December 31, 2022					Net Asset Value (NAV)	Not Practicable (Carrying Value)
	Aggregate Fair Value	Admitted Assets	(Level 1)	(Level 2)	(Level 3)		
U.S. government and agency securities	\$ 149,800,857	\$ 161,709,111	\$ 41,239,599	\$ 108,561,258	\$ -	\$ -	\$ -
State and agency municipal securities	92,234,092	94,754,513	-	92,234,092	-	-	-
City and county municipal securities	71,614,732	75,361,361	-	71,614,732	-	-	-
Corporate debt securities	324,323,988	359,463,423	-	324,323,988	-	-	-
Cash equivalents	296,987,824	296,987,824	296,987,824	-	-	-	-
Total bonds and cash equivalents	<u>\$ 934,961,493</u>	<u>\$ 988,276,232</u>	<u>\$ 338,227,423</u>	<u>\$ 596,734,070</u>	<u>\$ -</u>	<u>\$ -</u>	<u>\$ -</u>

D. Not Practicable to Estimate Fair Value — Not applicable.

E. Investments Measured Using the NAV Practical Expedient — Not applicable.

21. OTHER ITEMS

A-I. No significant change.

22. EVENTS SUBSEQUENT

Subsequent events have been evaluated through May 10, 2023, which is the date these financial statements were available for issuance.

TYPE I — Recognized Subsequent Events

Any material Type I events subsequent to March 31, 2023, have been recognized in the financial statements and corresponding disclosures.

TYPE II — Non-Recognized Subsequent Events

Effective April 1, 2023, the Company entered into a new subordinated revolving credit agreement with UHS at an interest rate of Fed Funds Target rate – Upper Bound plus 50 basis points. The Company's subordinated credit agreement limit equals \$250,000,000. This agreement has been approved by the Department and has replaced the previous agreement, which was held to the holding company threshold of the lesser of 3% of admitted assets or 25% of capital and surplus.

There are no other material non-recognized Type II events that require disclosure.

23. REINSURANCE

A-E. No significant change.

24. RETROSPECTIVELY RATED CONTRACTS AND CONTRACTS SUBJECT TO REDETERMINATION

A–B. No significant change.

C. Pursuant to the Affordable Care Act (“ACA”), the Company’s commercial and Medicare business is subject to retrospectively rated features based on the actual medical loss ratio (“MLR”) experienced on the commercial and Medicare lines of business and redetermination features for premium adjustments for changes to each member’s health scores based on guidelines determined by the ACA. The total amount of direct premiums written for the commercial and Medicare lines of business for which a portion is subject to the retrospectively rated and redetermination features was \$1,058,603 and \$6,006,671 for commercial, and \$1,426,088,552 and \$4,839,294,111 for Medicare, representing <1% and <1% for commercial, and 86% and 84% for Medicare of total direct premiums written as of March 31, 2023 and December 31, 2022, respectively.

The Company has Medicare Part D risk-corridor amounts from CMS which are subject to a retrospectively rated feature. The Company has estimated accrued retrospective premiums related to certain Part D premiums based on guidelines determined by CMS. The formula is tiered and based on the bid MLR. The amount of Medicare Part D direct premiums written subject to the retrospectively rated feature was \$45,398,406 and \$170,810,849, representing 3% and 3% of total direct premiums written as of March 31, 2023 and December 31, 2022, respectively.

Effective January 1, 2019, the Company’s Nebraska Medicaid line of business is subject to retrospectively rated features based on the actual high cost drug experience for the Company and all other Nebraska managed care organizations (“MCOs”). The program was designed to eliminate any disproportionate share of high cost drug experience for any of the MCOs. The total amount of direct premiums written from the Medicaid contract for which a portion is subject to the retrospectively rated feature was \$221,291,997 and \$853,511,756, which represents 13% and 15% of total direct written premiums as of March 31, 2023 and December 31, 2022, respectively.

CMS has released the final Medicaid Managed Care Rule which is subject to each State’s administration elections. This rule is the first major update to the Medicaid Managed Care regulations in more than a decade, which includes a minimum loss ratio requirement. Pursuant to the regulations, premiums associated with the Company’s Medicaid line of business is subject to retrospectively rated features based on the actual MLR experienced on this product. The calculation is pursuant to the Medicaid Managed Care guidance. In addition, the Company’s Medicaid contract, including the Children’s Health Insurance Program with the State, is subject to redetermination features for which a portion of direct premiums written is at risk and can be returned to the Company based on various utilization measures, and for which a stated percentage of the direct premiums written can be eligible for a performance guarantee payment based on various quality measures. The total amount of direct premiums written for the Medicaid line of business for which a portion is subject to the retrospectively rated and redetermination features was \$221,291,997 and \$853,511,756, representing 13% and 16% of total direct premiums written as of March 31, 2023 and December 31, 2022, respectively.

D. The Company is required to maintain specific minimum loss ratios on the comprehensive commercial and Medicare lines of business.

The following table discloses the minimum MLR rebate liability for the Medicare line of business which is included in aggregate health policy reserves in the financial statements for the three months ended March 31, 2023 and the year ended December 31, 2022:

	1	2	3	4	5
	Individual	Small Group Employer	Large Group Employer	Other Categories with Rebates	Total
Prior reporting year					
(1) Medical loss ratio rebates incurred	\$ -	\$ -	\$ -	\$ 7,464,831	\$ 7,464,831
(2) Medical loss ratio rebates paid	-	-	-	-	-
(3) Medical loss rebates unpaid	-	-	-	7,464,831	7,464,831
(4) Plus reinsurance assumed amounts	XXX	XXX	XXX	XXX	-
(5) Less reinsurance ceded amounts	XXX	XXX	XXX	XXX	-
(6) Rebates unpaid net of reinsurance	XXX	XXX	XXX	XXX	7,464,831
Current reporting year-to-date					
(7) Medical loss ratio rebates incurred	-	-	-	3,179,293	3,179,293
(8) Medical loss ratio rebates paid	-	-	-	-	-
(9) Medical loss rebates unpaid	-	-	-	10,644,124	10,644,124
(10) Plus reinsurance assumed amounts	XXX	XXX	XXX	XXX	-
(11) Less reinsurance ceded amounts	XXX	XXX	XXX	XXX	-
(12) Rebates unpaid net of reinsurance	XXX	XXX	XXX	XXX	10,644,124

Pursuant to the Medicaid Managed Care Rule, based on the State's election and state contractual minimum loss ratio requirements, the Company is required to maintain specific MLR on its Heritage Health plan and Heritage Health populations. The Company has recorded \$166,399,010 and \$155,693,488 in estimated Medicaid Managed Care Rule and state MLR rebates on its Heritage Health population as of March 31, 2023 and December 31, 2022, respectively, which is included in aggregate health policy reserves in the financial statements.

E. Risk-Sharing Provisions of the Affordable Care Act

- (1) The Company has accident and health insurance premiums in 2023 and 2022 subject to the risk-sharing provisions of the ACA.

The ACA imposed fees and premium stabilization provisions on health insurance issuers offering comprehensive commercial health insurance. The three premium stabilization programs are commonly referred to as the 3Rs – risk adjustment, reinsurance, and risk corridors.

Risk Adjustment — The risk adjustment program is a permanent program designed to mitigate the potential impact of adverse selection that generally applies to non-grandfathered individual and small group plans inside and outside of exchanges. The program helps to stabilize market premiums by transferring funds from plans with relatively low-risk enrollees to plans with relatively high-risk enrollees. The data used by CMS to determine the risk adjustment transfer amount is subject to audits along with the true-up to the final CMS report, which may result in a material change to arrive at the final risk adjustment amount from the initial risk adjustment estimate recorded. Premium adjustments pursuant to the risk adjustment program are accounted for as premium subject to redetermination and user fees are accounted for as assessments.

Reinsurance and Risk Corridors — The transitional reinsurance program and risk corridors program were temporary programs which expired at the end of 2016. The details of the years impacted and the amounts received from CMS for settlement of the temporary ACA risk corridor program are included in Note 24E(5) below.

STATEMENT AS OF MARCH 31, 2023 OF THE UnitedHealthcare of the Midlands, Inc.

(2) The following table presents the current year impact of risk-sharing provisions of the ACA on assets, liabilities, and operations:

a. Permanent ACA Risk Adjustment Program	March 31, 2023
<u>Assets</u>	
1. Premium adjustments receivable due to ACA Risk Adjustment (including high risk pool payments)	\$ 2,627
<u>Liabilities</u>	
2. Risk adjustment user fees payable for ACA Risk Adjustment	1,007
3. Premium adjustments payable due to ACA Risk Adjustment (including high risk pool premium)	494,190
<u>Operations (Revenue & Expense)</u>	
4. Reported as revenue in premium for accident and health contracts (written/collected) due to ACA Risk Adjustment	(175,558)
5. Reported in expenses as ACA risk adjustment user fees (incurred/paid)	181
b. Transitional ACA Reinsurance Program	
<u>Assets</u>	
1. Amounts recoverable for claims paid due to ACA Reinsurance	\$ -
2. Amounts recoverable for claims unpaid due to ACA Reinsurance (Contra Liability)	-
3. Amounts receivable relating to uninsured plans for contributions for ACA Reinsurance	-
<u>Liabilities</u>	
4. Liabilities for contributions payable due to ACA Reinsurance - not reported as ceded premium	-
5. Ceded reinsurance premiums payable due to ACA Reinsurance	-
6. Liability for amounts held under uninsured plans contributions for ACA Reinsurance	-
<u>Operations (Revenue & Expense)</u>	
7. Ceded reinsurance premiums due to ACA Reinsurance	-
8. Reinsurance recoveries (income statement) due to ACA reinsurance payments or expected payments	-
9. ACA Reinsurance contributions - not reported as ceded premium	-
c. Temporary ACA Risk Corridors Program	
<u>Assets</u>	
1. Accrued retrospective premium due to ACA Risk Corridors	\$ -
<u>Liabilities</u>	
2. Reserve for rate credits or policy experience rating refunds due to ACA Risk Corridors	-
<u>Operations (Revenue & Expense)</u>	
3. Effect of ACA Risk Corridors on net premium income (paid/received)	-
4. Effect of ACA Risk Corridors on change in reserves for rate credits	-

STATEMENT AS OF MARCH 31, 2023 OF THE UnitedHealthcare of the Midlands, Inc.

(3) The following table is a rollforward of the prior year ACA risk-sharing provisions for asset and liability balances, along with reasons for adjustments to prior year balances:

	Accrued During the Prior Year on Business Written before December 31 of the Prior Year		Received or Paid as of the Current Year on Business Written before December 31 of the Prior Year		Differences		Adjustments		Ref	Unsettled Balances as of the Reporting Date	
	1		2		Prior Year Accrued Less Payments (Col 1 - 3)	Prior Year Accrued Less Payments (Col 2 - 4)	To Prior Year Balances	To Prior Year Balances		Cumulative Balance from Prior Years (Col 1 - 3 + 7)	Cumulative Balance from Prior Years (Col 2 - 4 + 8)
	Receivable	(Payable)	Receivable	(Payable)	5	6	7	8		9	10
a. Permanent ACA Risk Adjustment Program											
1. Premium adjustment receivable (including high risk pool payments)	\$ 3,441	\$ -	\$ -	\$ -	\$ 3,441	\$ -	\$ (2,898)	\$ -	A	\$ 543	\$ -
2. Premium adjustment (payable) (including high risk pool premium)	-	(319,446)	-	-	-	(319,446)	-	(95,002)	B	-	(414,448)
3. Subtotal ACA Permanent Risk Adjustment Program	3,441	(319,446)	-	-	3,441	(319,446)	(2,898)	(95,002)		543	(414,448)
b. Transitional ACA Reinsurance Program											
1. Amounts recoverable for claims paid	-	-	-	-	-	-	-	-	C	-	-
2. Amounts recoverable for claims unpaid (contra liability)	-	-	-	-	-	-	-	-	D	-	-
3. Amounts receivable relating to uninsured plans	-	-	-	-	-	-	-	-	E	-	-
4. Liabilities for contributions payable due to ACA Reinsurance—not reported as ceded premium	-	-	-	-	-	-	-	-	F	-	-
5. Ceded reinsurance premiums payable	-	-	-	-	-	-	-	-	G	-	-
6. Liability for amounts held under uninsured plans	-	-	-	-	-	-	-	-	H	-	-
7. Subtotal ACA Transitional Reinsurance Program	-	-	-	-	-	-	-	-		-	-
c. Temporary ACA Risk Corridors Program											
1. Accrued retrospective premium	-	-	-	-	-	-	-	-	I	-	-
2. Reserve for rate credits or policy experience rating refunds	-	-	-	-	-	-	-	-	J	-	-
3. Subtotal ACA Risk Corridors Program	-	-	-	-	-	-	-	-		-	-
d. Total for ACA Risk-Sharing Provisions	\$ 3,441	\$ (319,446)	\$ -	\$ -	\$ 3,441	\$ (319,446)	\$ (2,898)	\$ (95,002)		\$ 543	\$ (414,448)

Explanation of Adjustments

- A. The risk adjustment receivable as of December 31, 2022 utilized paid claims through October 31, 2022. As of the Reporting Date, the risk adjustment receivable related to prior periods was adjusted based on paid claims through December 31, 2022. The risk adjustment receivable was further adjusted based on Benefit Year 2021 Risk Adjustment Data Validation IVA results.
- B. The risk adjustment payable as of December 31, 2022 utilized paid claims through October 31, 2022. As of the Reporting Date, the risk adjustment payable related to prior periods was adjusted based on paid claims through December 31, 2022. The risk adjustment payable was further adjusted based on Benefit Year 2021 Risk Adjustment Data Validation IVA results.
- C. N/A
- D. N/A
- E. N/A
- F. N/A
- G. N/A
- H. N/A
- I. N/A
- J. N/A

STATEMENT AS OF MARCH 31, 2023 OF THE UnitedHealthcare of the Midlands, Inc.

(4) The Company does not have any risk corridor receivables or payables to present in the table below:

Risk Corridors Program Year:	Accrued During the Prior Year on Business Written Before December 31 of the Prior Year		Received or Paid as of the Current Year on Business Written Before December 31 of the Prior Year		Differences		Adjustments		Unsettled Balances as of the Reporting Date		
	1	2	3	4	Prior Year Accrued Less Payments (Col 1-3)	Prior Year Accrued Less Payments (Col 2-4)	To Prior Year Balances	To Prior Year Balances	Cumulative Balance from Prior Years (Col 1-3+7)	Cumulative Balance from Prior Years (Col 2-4+8)	
	Receivable	(Payable)	Receivable	(Payable)	Receivable	(Payable)	Receivable	(Payable)	Ref	Receivable	(Payable)
a. 2014											
1. Accrued retrospective premium	\$ -	\$ -	\$ -	\$ -	\$ -	\$ -	\$ -	\$ -	A	\$ -	\$ -
2. Reserve for rate credits or policy experience rating refunds	-	-	-	-	-	-	-	-	B	-	-
b. 2015											
1. Accrued retrospective premium	-	-	-	-	-	-	-	-	C	-	-
2. Reserve for rate credits or policy experience rating refunds	-	-	-	-	-	-	-	-	D	-	-
c. 2016											
1. Accrued retrospective premium	-	-	-	-	-	-	-	-	E	-	-
2. Reserve for rate credits or policy experience rating refunds	-	-	-	-	-	-	-	-	F	-	-
d. Total for Risk Corridors	\$ -	\$ -	\$ -	\$ -	\$ -	\$ -	\$ -	\$ -		\$ -	\$ -

Explanation of Adjustments

- A. N/A
- B. N/A
- C. N/A
- D. N/A
- E. N/A
- F. N/A

(5) The following table discloses ACA risk corridor receivable balances by risk corridor program year:

Risk Corridors Program Year:	1	2	3	4	5	6
	Estimated Amount to be Filed or Final Amount Filed with CMS	Non-Accrued Amounts for Impairment or Other Reasons	Amounts received from CMS	Asset Balance (Gross of Nonadmissions) (1-2-3)	Nonadmitted Amount	Net Admitted Asset (4-5)
a. 2014	\$ -	\$ -	\$ -	\$ -	\$ -	\$ -
b. 2015	-	-	-	-	-	-
c. 2016	7,758,293	-	7,758,293	-	-	-
d. Total (a+b+c)	\$ 7,758,293	\$ -	\$ 7,758,293	\$ -	\$ -	\$ -

25. CHANGE IN INCURRED CLAIMS AND CLAIMS ADJUSTMENT EXPENSES

A. Changes in estimates related to the prior year incurred claims are included in total hospital and medical expenses in the current year in the financial statements. The following tables disclose paid claims, incurred claims, and the balance in claims unpaid, accrued medical incentive pool and bonus amounts, aggregate health claim reserves, health care and other amounts receivable (excluding provider loans and advances not yet expensed) at March 31, 2023 and December 31, 2022:

	March 31, 2023		
	Current Year Incurred Claims	Prior Years Incurred Claims	Total
Beginning of year claim reserve	\$ -	\$ (587,912,777)	\$ (587,912,777)
Paid claims—net of health care receivables	1,037,714,779	329,296,163	1,367,010,942
End of year claim reserve	520,773,018	128,783,103	649,556,121
Incurred claims excluding the change in health care receivables	1,558,487,797	(129,833,511)	1,428,654,286
Beginning of year health care receivables	-	164,068,618	164,068,618
End of year health care receivables	(132,557,539)	(53,538,754)	(186,096,293)
Total incurred claims	\$ 1,425,930,258	\$ (19,303,647)	\$ 1,406,626,611

STATEMENT AS OF MARCH 31, 2023 OF THE UnitedHealthcare of the Midlands, Inc.

	December 31, 2022		
	Current Year Incurred Claims	Prior Years Incurred Claims	Total
Beginning of year claim reserve	\$ -	\$ (376,878,151)	\$ (376,878,151)
Paid claims—net of health care receivables*	4,264,395,929	253,279,764	4,517,675,693
End of year claim reserve	<u>573,811,973</u>	<u>14,100,804</u>	<u>587,912,777</u>
 Incurred claims excluding the change in health care receivables	 4,838,207,902	 (109,497,583)	 4,728,710,319
 Beginning of year health care receivables*	 -	 88,603,834	 88,603,834
End of year health care receivables*	<u>(158,948,055)</u>	<u>(5,120,563)</u>	<u>(164,068,618)</u>
 Total incurred claims	 <u>\$ 4,679,259,847</u>	 <u>\$ (26,014,312)</u>	 <u>\$ 4,653,245,535</u>

*Health care receivables excludes provider loans and advances not yet expensed of \$0 and \$85,947 for 2022 and 2021, respectively.

The liability for claims unpaid, accrued medical incentive pool and bonus amounts, and aggregate health claim reserves, net of health care and other amounts receivable as of December 31, 2022, was \$423,844,159. As of March 31, 2023, \$329,296,163 has been paid for incurred claims attributable to insured events of prior years. Reserves remaining for prior years, net of health care and other amounts receivable are now \$75,244,349, as a result of re-estimation of unpaid claims. Therefore, there has been \$19,303,647 favorable prior year development since December 31, 2022, to March 31, 2023. The primary drivers consist of favorable development as a result of a change in the provision for adverse deviations in experience of \$16,940,320 and favorable development of \$7,973,153 in retroactivity for inpatient, outpatient, physician, and pharmacy claims, offset by unfavorable development of \$7,132,054 in risk share receivables.

At December 31, 2022, the Company recorded \$26,014,312 of favorable development. The primary drivers consist of favorable development as a result of a change in the provision for adverse deviations in experience of \$11,970,405 and favorable development of \$7,761,519 in retroactivity for inpatient, outpatient, physician, and pharmacy claims. Original estimates are increased or decreased, as additional information becomes known regarding individual claims, which could have an impact to the accruals for MLR rebates and retrospectively rated contracts. As a result of the prior year effects, on a regular basis, the Company adjusts revenue and the corresponding liability and/or receivable related to retrospectively rated policies and the impact of the change is included as a component of change in reserve for rate credits in the financial statements.

The Company incurred claims adjustment expenses (“CAE”) of \$50,352,324 and \$185,153,696 for the three months ended March 31, 2023 and the year ended December 31, 2022, respectively. These costs are included in the management service fees paid by the Company to UHS as a part of the Agreement. The following table discloses paid CAE, incurred CAE, and the balance in unpaid CAE reserve for the three months ended March 31, 2023 and the year ended December 31, 2022:

	March 31, 2023	December 31, 2022
Total claims adjustment expenses	\$ 50,352,324	\$ 185,153,696
Less: current year unpaid claims adjustment expenses	(4,809,198)	(4,126,162)
Add: prior year unpaid claims adjustment expenses	<u>4,126,162</u>	<u>2,718,243</u>
 Total claims adjustment expenses paid	 <u>\$ 49,669,288</u>	 <u>\$ 183,745,777</u>

B. The Company did not make any significant changes in methodologies and assumptions used in the calculation of the liability for claims unpaid and unpaid CAE in 2022.

26. INTERCOMPANY POOLING ARRANGEMENTS

A–G. No significant change.

27. STRUCTURED SETTLEMENTS

A–B. No significant change.

28. HEALTH CARE AND OTHER AMOUNTS RECEIVABLE

- A.** Pharmacy rebates receivable are recorded when reasonably estimated or billed by the affiliated pharmaceutical benefit manager in accordance with pharmaceutical rebate contract provisions. Information used to support rebates billed to the manufacturer is based on utilization information gathered by the pharmaceutical benefit manager and adjusted for significant changes in pharmaceutical contract provisions.

The Company evaluates the admissibility of all pharmacy rebates receivable based on the administration of each underlying pharmaceutical benefit management agreement. The Company has nonadmitted and excluded all pharmacy rebates receivable that do not meet the admissibility criteria of Statement of Statutory Accounting Principles ("SSAP") No. 84, *Health Care and Government Insured Plan Receivables* ("SSAP No. 84") from the financial statements.

The Company's health care and other amounts receivable increased \$22,522,759 from December 31, 2022 to March 31, 2023 as a result of the increase in pharmacy rebates receivable. Of the amount reported as health care and other amounts receivable, \$168,826,294 and \$145,853,212 relates to pharmacy rebates receivable as of March 31, 2023 and December 31, 2022, respectively. This increase is primarily due to increased membership.

- B.** The Company has nonadmitted all risk-sharing receivables from the financial statements.

The Company also admitted \$1,224,910 and \$1,522,617 of capitation arrangement receivables and \$220,101 and \$372,717 of claims overpayment receivables as of March 31, 2023 and December 31, 2022, respectively, which are included in health care and other amounts receivable in the financial statements.

29. PARTICIPATING POLICIES — Not applicable.**30. PREMIUM DEFICIENCY RESERVES ("PDR")**

The Company has not recorded any PDR as of March 31, 2023 and December 31, 2022. The analysis of PDR was completed as of March 31, 2023 and December 31, 2022. The Company did consider anticipated investment income when calculating the PDR.

The following table summarizes the Company's PDR as of March 31, 2023 and December 31, 2022:

	March 31, 2023
1. Liability carried for premium deficiency reserves	\$ -
2. Date of the most recent evaluation of this liability	<u>03/31/2023</u>
3. Was anticipated investment income utilized in this calculation?	Yes <input checked="" type="checkbox"/> No <input type="checkbox"/>
	December 31, 2022
1. Liability carried for premium deficiency reserves	\$ -
2. Date of the most recent evaluation of this liability	<u>12/31/2022</u>
3. Was anticipated investment income utilized in this calculation?	Yes <input checked="" type="checkbox"/> No <input type="checkbox"/>

31. ANTICIPATED SALVAGE AND SUBROGATION

No significant change.

GENERAL INTERROGATORIES

PART 1 - COMMON INTERROGATORIES

GENERAL

- 1.1 Did the reporting entity experience any material transactions requiring the filing of Disclosure of Material Transactions with the State of Domicile, as required by the Model Act? Yes [] No [X]
- 1.2 If yes, has the report been filed with the domiciliary state? Yes [] No []
- 2.1 Has any change been made during the year of this statement in the charter, by-laws, articles of incorporation, or deed of settlement of the reporting entity? Yes [] No [X]
- 2.2 If yes, date of change:
- 3.1 Is the reporting entity a member of an Insurance Holding Company System consisting of two or more affiliated persons, one or more of which is an insurer? Yes [X] No []
If yes, complete Schedule Y, Parts 1 and 1A.
- 3.2 Have there been any substantial changes in the organizational chart since the prior quarter end? Yes [X] No []
- 3.3 If the response to 3.2 is yes, provide a brief description of those changes.
February 22, 2023 – UnitedHealth Group, Inc. acquired LHC Group, Inc. and subsidiaries
- 3.4 Is the reporting entity publicly traded or a member of a publicly traded group? Yes [X] No []
- 3.5 If the response to 3.4 is yes, provide the CIK (Central Index Key) code issued by the SEC for the entity/group. 0000731766
- 4.1 Has the reporting entity been a party to a merger or consolidation during the period covered by this statement? Yes [] No [X]
- 4.2 If yes, provide the name of the entity, NAIC Company Code, and state of domicile (use two letter state abbreviation) for any entity that has ceased to exist as a result of the merger or consolidation.

1 Name of Entity	2 NAIC Company Code	3 State of Domicile

- 5. If the reporting entity is subject to a management agreement, including third-party administrator(s), managing general agent(s), attorney-in-fact, or similar agreement, have there been any significant changes regarding the terms of the agreement or principals involved? Yes [] No [X] N/A []
If yes, attach an explanation.
.....
- 6.1 State as of what date the latest financial examination of the reporting entity was made or is being made. 12/31/2018
- 6.2 State the as of date that the latest financial examination report became available from either the state of domicile or the reporting entity. This date should be the date of the examined balance sheet and not the date the report was completed or released. 12/31/2018
- 6.3 State as of what date the latest financial examination report became available to other states or the public from either the state of domicile or the reporting entity. This is the release date or completion date of the examination report and not the date of the examination (balance sheet date). 06/27/2020
- 6.4 By what department or departments?
Nebraska Department of Insurance
- 6.5 Have all financial statement adjustments within the latest financial examination report been accounted for in a subsequent financial statement filed with Departments? Yes [] No [] N/A [X]
- 6.6 Have all of the recommendations within the latest financial examination report been complied with? Yes [X] No [] N/A []
- 7.1 Has this reporting entity had any Certificates of Authority, licenses or registrations (including corporate registration, if applicable) suspended or revoked by any governmental entity during the reporting period? Yes [] No [X]
- 7.2 If yes, give full information:
.....
- 8.1 Is the company a subsidiary of a bank holding company regulated by the Federal Reserve Board? Yes [] No [X]
- 8.2 If response to 8.1 is yes, please identify the name of the bank holding company.
.....
- 8.3 Is the company affiliated with one or more banks, thrifts or securities firms? Yes [X] No []
- 8.4 If response to 8.3 is yes, please provide below the names and location (city and state of the main office) of any affiliates regulated by a federal regulatory services agency [i.e. the Federal Reserve Board (FRB), the Office of the Comptroller of the Currency (OCC), the Federal Deposit Insurance Corporation (FDIC) and the Securities Exchange Commission (SEC)] and identify the affiliate's primary federal regulator.

1 Affiliate Name	2 Location (City, State)	3 FRB	4 OCC	5 FDIC	6 SEC
Optum Bank, Inc.	Salt Lake City, UTNO...	...NO...	...YES...	...NO...

GENERAL INTERROGATORIES

- 9.1 Are the senior officers (principal executive officer, principal financial officer, principal accounting officer or controller, or persons performing similar functions) of the reporting entity subject to a code of ethics, which includes the following standards? Yes [X] No []
- (a) Honest and ethical conduct, including the ethical handling of actual or apparent conflicts of interest between personal and professional relationships;
- (b) Full, fair, accurate, timely and understandable disclosure in the periodic reports required to be filed by the reporting entity;
- (c) Compliance with applicable governmental laws, rules and regulations;
- (d) The prompt internal reporting of violations to an appropriate person or persons identified in the code; and
- (e) Accountability for adherence to the code.
- 9.11 If the response to 9.1 is No, please explain:
- 9.2 Has the code of ethics for senior managers been amended? Yes [] No [X]
- 9.21 If the response to 9.2 is Yes, provide information related to amendment(s).
- 9.3 Have any provisions of the code of ethics been waived for any of the specified officers? Yes [] No [X]
- 9.31 If the response to 9.3 is Yes, provide the nature of any waiver(s).

FINANCIAL

- 10.1 Does the reporting entity report any amounts due from parent, subsidiaries or affiliates on Page 2 of this statement? Yes [] No [X]
- 10.2 If yes, indicate any amounts receivable from parent included in the Page 2 amount: \$ 0

INVESTMENT

- 11.1 Were any of the stocks, bonds, or other assets of the reporting entity loaned, placed under option agreement, or otherwise made available for use by another person? (Exclude securities under securities lending agreements.) Yes [] No [X]
- 11.2 If yes, give full and complete information relating thereto:
12. Amount of real estate and mortgages held in other invested assets in Schedule BA: \$ 0
13. Amount of real estate and mortgages held in short-term investments: \$ 0
- 14.1 Does the reporting entity have any investments in parent, subsidiaries and affiliates? Yes [] No [X]
- 14.2 If yes, please complete the following:
- | | 1
Prior Year-End
Book/Adjusted
Carrying Value | 2
Current Quarter
Book/Adjusted
Carrying Value |
|---|--|---|
| 14.21 Bonds | \$ 0 | \$ 0 |
| 14.22 Preferred Stock | \$ 0 | \$ 0 |
| 14.23 Common Stock | \$ 0 | \$ 0 |
| 14.24 Short-Term Investments | \$ 0 | \$ 0 |
| 14.25 Mortgage Loans on Real Estate | \$ 0 | \$ 0 |
| 14.26 All Other | \$ 0 | \$ 0 |
| 14.27 Total Investment in Parent, Subsidiaries and Affiliates (Subtotal Lines 14.21 to 14.26) | \$ 0 | \$ 0 |
| 14.28 Total Investment in Parent included in Lines 14.21 to 14.26 above | \$ 0 | \$ 0 |
- 15.1 Has the reporting entity entered into any hedging transactions reported on Schedule DB? Yes [] No [X]
- 15.2 If yes, has a comprehensive description of the hedging program been made available to the domiciliary state? Yes [] No [] N/A [X]
If no, attach a description with this statement.
16. For the reporting entity's security lending program, state the amount of the following as of the current statement date:
- 16.1 Total fair value of reinvested collateral assets reported on Schedule DL, Parts 1 and 2. \$ 0
- 16.2 Total book/adjusted carrying value of reinvested collateral assets reported on Schedule DL, Parts 1 and 2 \$ 0
- 16.3 Total payable for securities lending reported on the liability page. \$ 0

GENERAL INTERROGATORIES

17. Excluding items in Schedule E - Part 3 - Special Deposits, real estate, mortgage loans and investments held physically in the reporting entity's offices, vaults or safety deposit boxes, were all stocks, bonds and other securities, owned throughout the current year held pursuant to a custodial agreement with a qualified bank or trust company in accordance with Section 1, III - General Examination Considerations, F. Outsourcing of Critical Functions, Custodial or Safekeeping Agreements of the NAIC Financial Condition Examiners Handbook? Yes [X] No []
- 17.1 For all agreements that comply with the requirements of the NAIC Financial Condition Examiners Handbook, complete the following:

1 Name of Custodian(s)	2 Custodian Address
Bank of New York Mellon	Global Liquidity Services, 1 Wall St, 14th Floor, New York NY 10286
Northern Trust	50 S. LaSalle, Chicago, IL 60675

- 17.2 For all agreements that do not comply with the requirements of the NAIC Financial Condition Examiners Handbook, provide the name, location and a complete explanation:

1 Name(s)	2 Location(s)	3 Complete Explanation(s)

- 17.3 Have there been any changes, including name changes, in the custodian(s) identified in 17.1 during the current quarter? Yes [] No [X]
- 17.4 If yes, give full information relating thereto:

1 Old Custodian	2 New Custodian	3 Date of Change	4 Reason

- 17.5 Investment management – Identify all investment advisors, investment managers, broker/dealers, including individuals that have the authority to make investment decisions on behalf of the reporting entity. For assets that are managed internally by employees of the reporting entity, note as such. ["...that have access to the investment accounts"; "...handle securities"]

1 Name of Firm or Individual	2 Affiliation
Internally Managed	I.....
BlackRock Financial Management, Inc	U.....
DWS Investment Management Americas Inc.	U.....

- 17.5097 For those firms/individuals listed in the table for Question 17.5, do any firms/individuals unaffiliated with the reporting entity (i.e. designated with a "U") manage more than 10% of the reporting entity's invested assets?..... Yes [X] No []
- 17.5098 For firms/individuals unaffiliated with the reporting entity (i.e. designated with a "U") listed in the table for Question 17.5, does the total assets under management aggregate to more than 50% of the reporting entity's invested assets?..... Yes [X] No []

- 17.6 For those firms or individuals listed in the table for 17.5 with an affiliation code of "A" (affiliated) or "U" (unaffiliated), provide the information for the table below.

1 Central Registration Depository Number	2 Name of Firm or Individual	3 Legal Entity Identifier (LEI)	4 Registered With	5 Investment Management Agreement (IMA) Filed
107105	BlackRock Financial Management, Inc	549300LVXY1VJKE13M84	SEC	NO.....
104518	DWS Investment Management Americas Inc.	CZ83K4EEEX8QVCT3B128	SEC	NO.....

- 18.1 Have all the filing requirements of the Purposes and Procedures Manual of the NAIC Investment Analysis Office been followed? Yes [X] No []
- 18.2 If no, list exceptions:

19. By self-designating 5GI securities, the reporting entity is certifying the following elements for each self-designated 5GI security:
- a. Documentation necessary to permit a full credit analysis of the security does not exist or an NAIC CRP credit rating for an FE or PL security is not available.
 - b. Issuer or obligor is current on all contracted interest and principal payments.
 - c. The insurer has an actual expectation of ultimate payment of all contracted interest and principal.
- Has the reporting entity self-designated 5GI securities? Yes [] No [X]

20. By self-designating PLGI securities, the reporting entity is certifying the following elements of each self-designated PLGI security:
- a. The security was purchased prior to January 1, 2018.
 - b. The reporting entity is holding capital commensurate with the NAIC Designation reported for the security.
 - c. The NAIC Designation was derived from the credit rating assigned by an NAIC CRP in its legal capacity as a NRSRO which is shown on a current private letter rating held by the insurer and available for examination by state insurance regulators.
 - d. The reporting entity is not permitted to share this credit rating of the PL security with the SVO.
- Has the reporting entity self-designated PLGI securities? Yes [] No [X]

21. By assigning FE to a Schedule BA non-registered private fund, the reporting entity is certifying the following elements of each self-designated FE fund:
- a. The shares were purchased prior to January 1, 2019.
 - b. The reporting entity is holding capital commensurate with the NAIC Designation reported for the security.
 - c. The security had a public credit rating(s) with annual surveillance assigned by an NAIC CRP in its legal capacity as an NRSRO prior to January 1, 2019.
 - d. The fund only or predominantly holds bonds in its portfolio.
 - e. The current reported NAIC Designation was derived from the public credit rating(s) with annual surveillance assigned by an NAIC CRP in its legal capacity as an NRSRO.
 - f. The public credit rating(s) with annual surveillance assigned by an NAIC CRP has not lapsed.
- Has the reporting entity assigned FE to Schedule BA non-registered private funds that complied with the above criteria? Yes [] No [X]

GENERAL INTERROGATORIES

PART 2 - HEALTH

1. Operating Percentages:
- 1.1 A&H loss percent87.7 %
 - 1.2 A&H cost containment percent 2.3 %
 - 1.3 A&H expense percent excluding cost containment expenses 7.4 %
- 2.1 Do you act as a custodian for health savings accounts? Yes [] No [X]
- 2.2 If yes, please provide the amount of custodial funds held as of the reporting date \$..... 0
- 2.3 Do you act as an administrator for health savings accounts? Yes [] No [X]
- 2.4 If yes, please provide the balance of the funds administered as of the reporting date \$..... 0
3. Is the reporting entity licensed or chartered, registered, qualified, eligible or writing business in at least two states? Yes [X] No []
- 3.1 If no, does the reporting entity assume reinsurance business that covers risks residing in at least one state other than the state of domicile of the reporting entity? Yes [] No []

SCHEDULE S - CEDED REINSURANCE

Showing All New Reinsurance Treaties - Current Year to Date

1 NAIC Company Code	2 ID Number	3 Effective Date	4 Name of Reinsurer	5 Domiciliary Jurisdiction	6 Type of Reinsurance Ceded	7 Type of Business Ceded	8 Type of Reinsurer	9 Certified Reinsurer Rating (1 through 6)	10 Effective Date of Certified Reinsurer Rating
NONE									

SCHEDULE T - PREMIUMS AND OTHER CONSIDERATIONS

Current Year to Date - Allocated by States and Territories

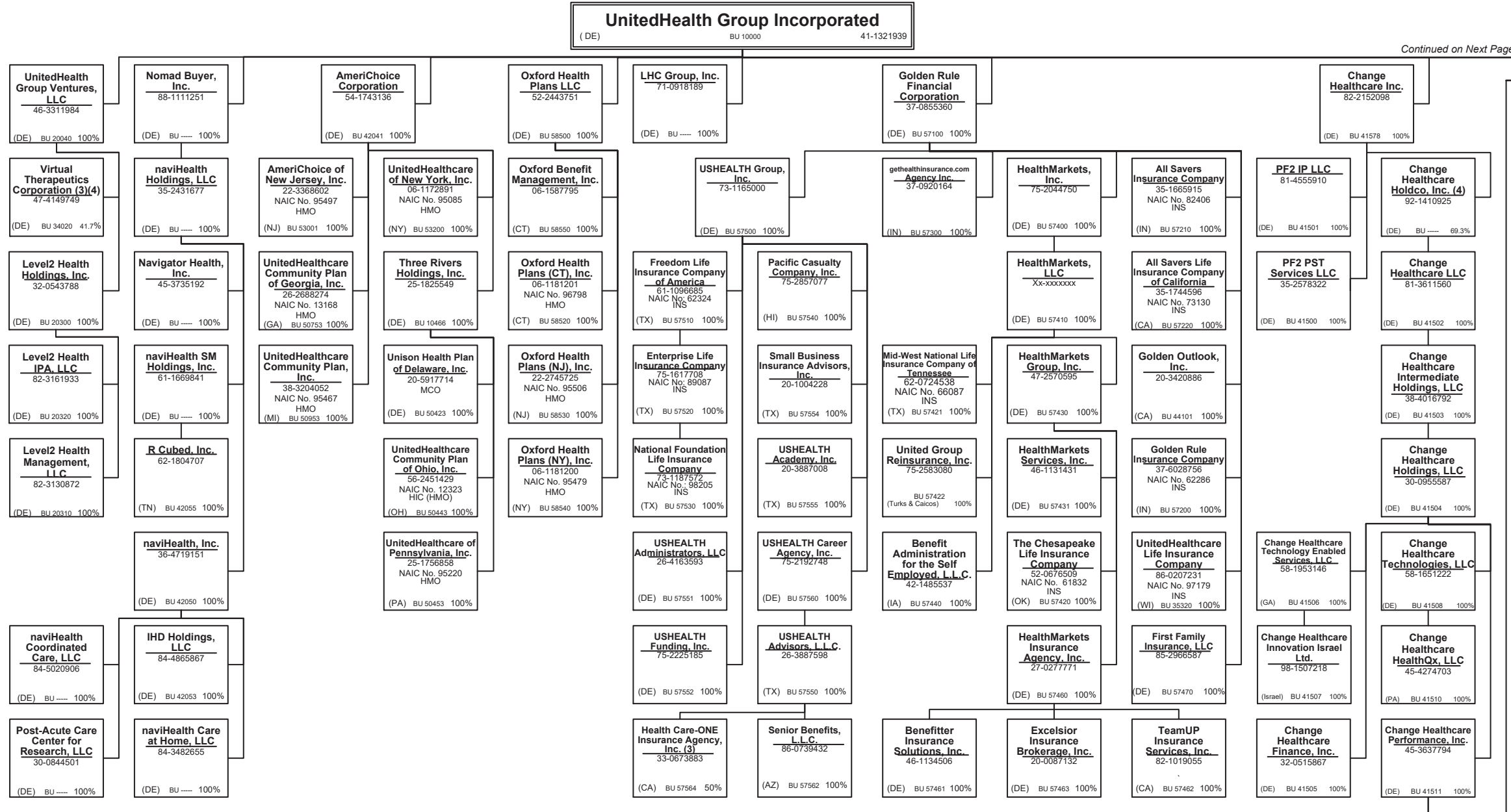
States, etc.	1 Active Status (a)	Direct Business Only									
		2 Accident and Health Premiums	3 Medicare Title XVIII	4 Medicaid Title XIX	5 CHIP Title XXI	6 Federal Employees Health Benefits Program Premiums	7 Life and Annuity Premiums & Other Considerations	8 Property/Casualty Premiums	9 Total Columns 2 Through 8	10 Deposit-Type Contracts	
1. Alabama	AL	L	0	599,677,811	11,526,224	0	0	0	0	611,204,035	0
2. Alaska	AK	N	0	0	0	0	0	0	0	0	0
3. Arizona	AZ	N	0	0	0	0	0	0	0	0	0
4. Arkansas	AR	L	0	57,819,990	0	0	0	0	0	57,819,990	0
5. California	CA	N	0	0	0	0	0	0	0	0	0
6. Colorado	CO	N	0	0	0	0	0	0	0	0	0
7. Connecticut	CT	N	0	0	0	0	0	0	0	0	0
8. Delaware	DE	N	0	0	0	0	0	0	0	0	0
9. District of Columbia	DC	N	0	0	0	0	0	0	0	0	0
10. Florida	FL	N	0	0	0	0	0	0	0	0	0
11. Georgia	GA	N	0	0	0	0	0	0	0	0	0
12. Hawaii	HI	N	0	0	0	0	0	0	0	0	0
13. Idaho	ID	N	0	0	0	0	0	0	0	0	0
14. Illinois	IL	L	0	130,660,495	0	0	0	0	0	130,660,495	0
15. Indiana	IN	L	0	177,111,786	0	0	0	0	0	177,111,786	0
16. Iowa	IA	L	0	7,790,793	0	0	0	0	0	7,790,793	0
17. Kansas	KS	L	0	31,167,001	0	0	0	0	0	31,167,001	0
18. Kentucky	KY	N	0	0	0	0	0	0	0	0	0
19. Louisiana	LA	N	0	0	0	0	0	0	0	0	0
20. Maine	ME	N	0	0	0	0	0	0	0	0	0
21. Maryland	MD	N	0	0	0	0	0	0	0	0	0
22. Massachusetts	MA	N	0	0	0	0	0	0	0	0	0
23. Michigan	MI	N	0	0	0	0	0	0	0	0	0
24. Minnesota	MN	N	0	0	0	0	0	0	0	0	0
25. Mississippi	MS	N	0	0	0	0	0	0	0	0	0
26. Missouri	MO	L	0	333,645,539	0	0	0	0	0	333,645,539	0
27. Montana	MT	N	0	0	0	0	0	0	0	0	0
28. Nebraska	NE	L	1,058,603	88,215,137	211,928,900	9,363,097	0	0	0	310,565,737	0
29. Nevada	NV	N	0	0	0	0	0	0	0	0	0
30. New Hampshire	NH	N	0	0	0	0	0	0	0	0	0
31. New Jersey	NJ	N	0	0	0	0	0	0	0	0	0
32. New Mexico	NM	N	0	0	0	0	0	0	0	0	0
33. New York	NY	N	0	0	0	0	0	0	0	0	0
34. North Carolina	NC	N	0	0	0	0	0	0	0	0	0
35. North Dakota	ND	N	0	0	0	0	0	0	0	0	0
36. Ohio	OH	N	0	0	0	0	0	0	0	0	0
37. Oklahoma	OK	N	0	0	0	0	0	0	0	0	0
38. Oregon	OR	N	0	0	0	0	0	0	0	0	0
39. Pennsylvania	PA	N	0	0	0	0	0	0	0	0	0
40. Rhode Island	RI	N	0	0	0	0	0	0	0	0	0
41. South Carolina	SC	N	0	0	0	0	0	0	0	0	0
42. South Dakota	SD	N	0	0	0	0	0	0	0	0	0
43. Tennessee	TN	N	0	0	0	0	0	0	0	0	0
44. Texas	TX	N	0	0	0	0	0	0	0	0	0
45. Utah	UT	N	0	0	0	0	0	0	0	0	0
46. Vermont	VT	N	0	0	0	0	0	0	0	0	0
47. Virginia	VA	N	0	0	0	0	0	0	0	0	0
48. Washington	WA	N	0	0	0	0	0	0	0	0	0
49. West Virginia	WV	N	0	0	0	0	0	0	0	0	0
50. Wisconsin	WI	N	0	0	0	0	0	0	0	0	0
51. Wyoming	WY	N	0	0	0	0	0	0	0	0	0
52. American Samoa	AS	N	0	0	0	0	0	0	0	0	0
53. Guam	GU	N	0	0	0	0	0	0	0	0	0
54. Puerto Rico	PR	N	0	0	0	0	0	0	0	0	0
55. U.S. Virgin Islands	VI	N	0	0	0	0	0	0	0	0	0
56. Northern Mariana Islands	MP	N	0	0	0	0	0	0	0	0	0
57. Canada	CAN	N	0	0	0	0	0	0	0	0	0
58. Aggregate Other Aliens	OT	XXX	0	0	0	0	0	0	0	0	0
59. Subtotal	XXX	1,058,603	1,426,088,552	223,455,124	9,363,097	0	0	0	0	1,659,965,376	0
60. Reporting Entity Contributions for Employee Benefit Plans	XXX	0	0	0	0	0	0	0	0	0	0
61. Totals (Direct Business)	XXX	1,058,603	1,426,088,552	223,455,124	9,363,097	0	0	0	0	1,659,965,376	0
DETAILS OF WRITE-INS											
58001.	XXX										
58002.	XXX										
58003.	XXX										
58998. Summary of remaining write-ins for Line 58 from overflow page	XXX	0	0	0	0	0	0	0	0	0	0
58999. Totals (Lines 58001 through 58003 plus 58998)(Line 58 above)	XXX	0	0	0	0	0	0	0	0	0	0

(a) Active Status Counts:

- 1. L - Licensed or Chartered - Licensed insurance carrier or domiciled RRG..... 8
- 2. R - Registered - Non-domiciled RRGs..... 0
- 3. E - Eligible - Reporting entities eligible or approved to write surplus lines in the state. 0
- 4. Q - Qualified - Qualified or accredited reinsurer..... 0
- 5. N - None of the above - Not allowed to write business in the state..... 49

Premiums allocated by state based upon Geographic Market.

SCHEDULE Y – INFORMATION CONCERNING ACTIVITIES OF INSURER MEMBERS OF A HOLDING COMPANY GROUP
PART 1 – ORGANIZATIONAL CHART



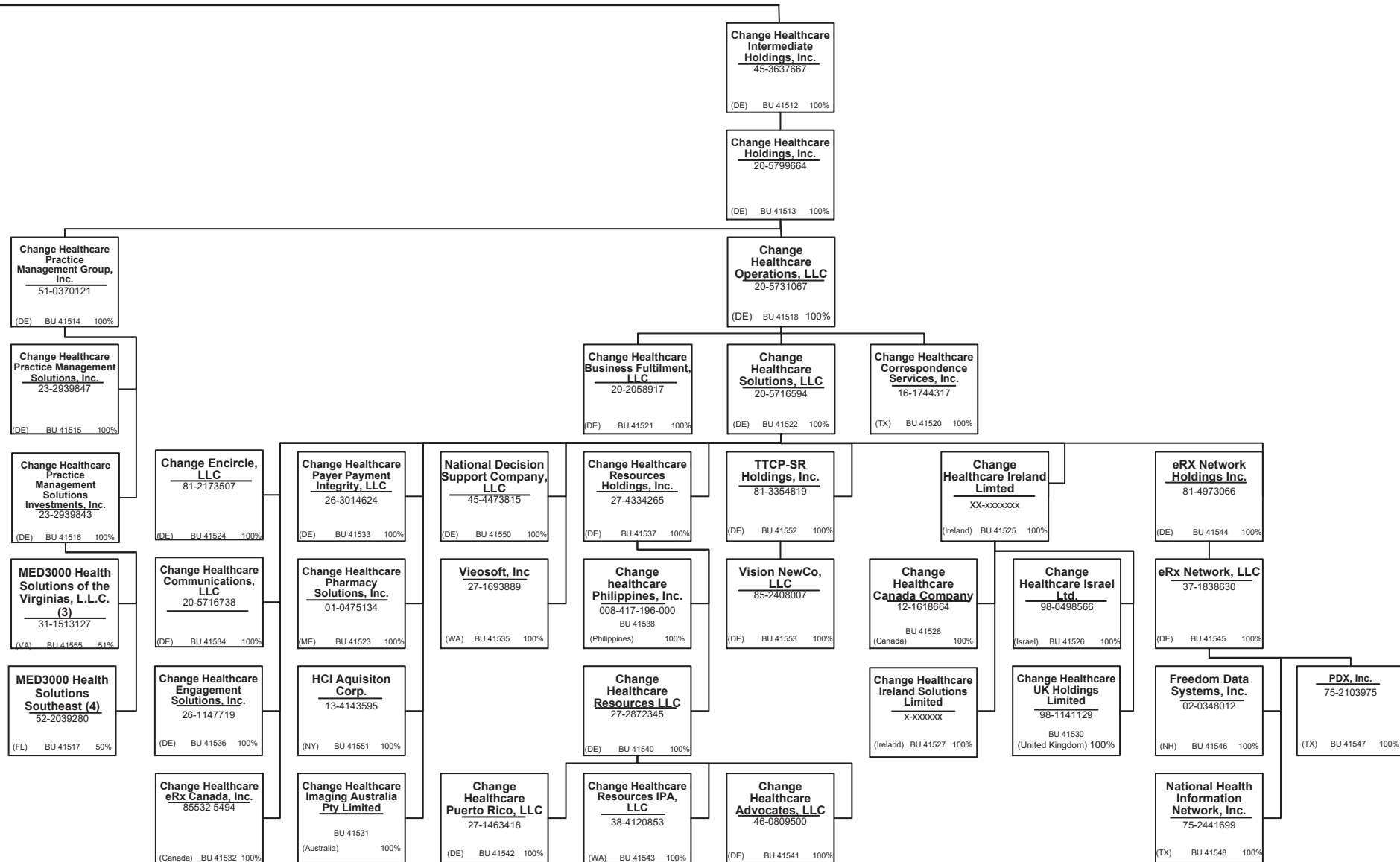
Continued on Next Page

SCHEDULE Y – INFORMATION CONCERNING ACTIVITIES OF INSURER MEMBERS OF A HOLDING COMPANY GROUP
PART 1 – ORGANIZATIONAL CHART

UnitedHealth Group Incorporated
 (DE) 41-1321939

Continued from Previous Page

Continued on Next Page



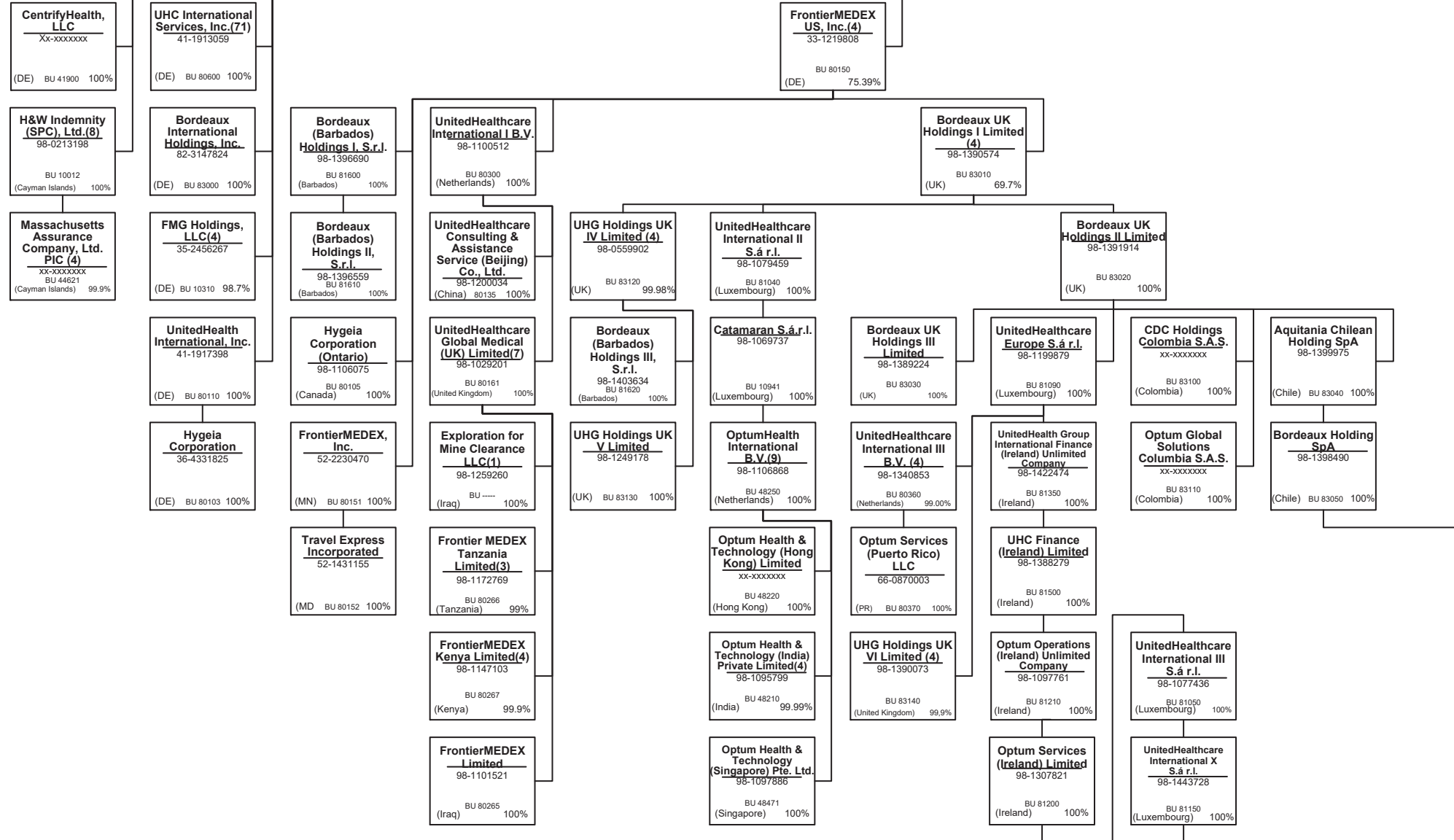
15.1

SCHEDULE Y – INFORMATION CONCERNING ACTIVITIES OF INSURER MEMBERS OF A HOLDING COMPANY GROUP
PART 1 – ORGANIZATIONAL CHART

UnitedHealth Group Incorporated
 (DE) 41-1321939

Continued from Previous Page

Continued on Next Page



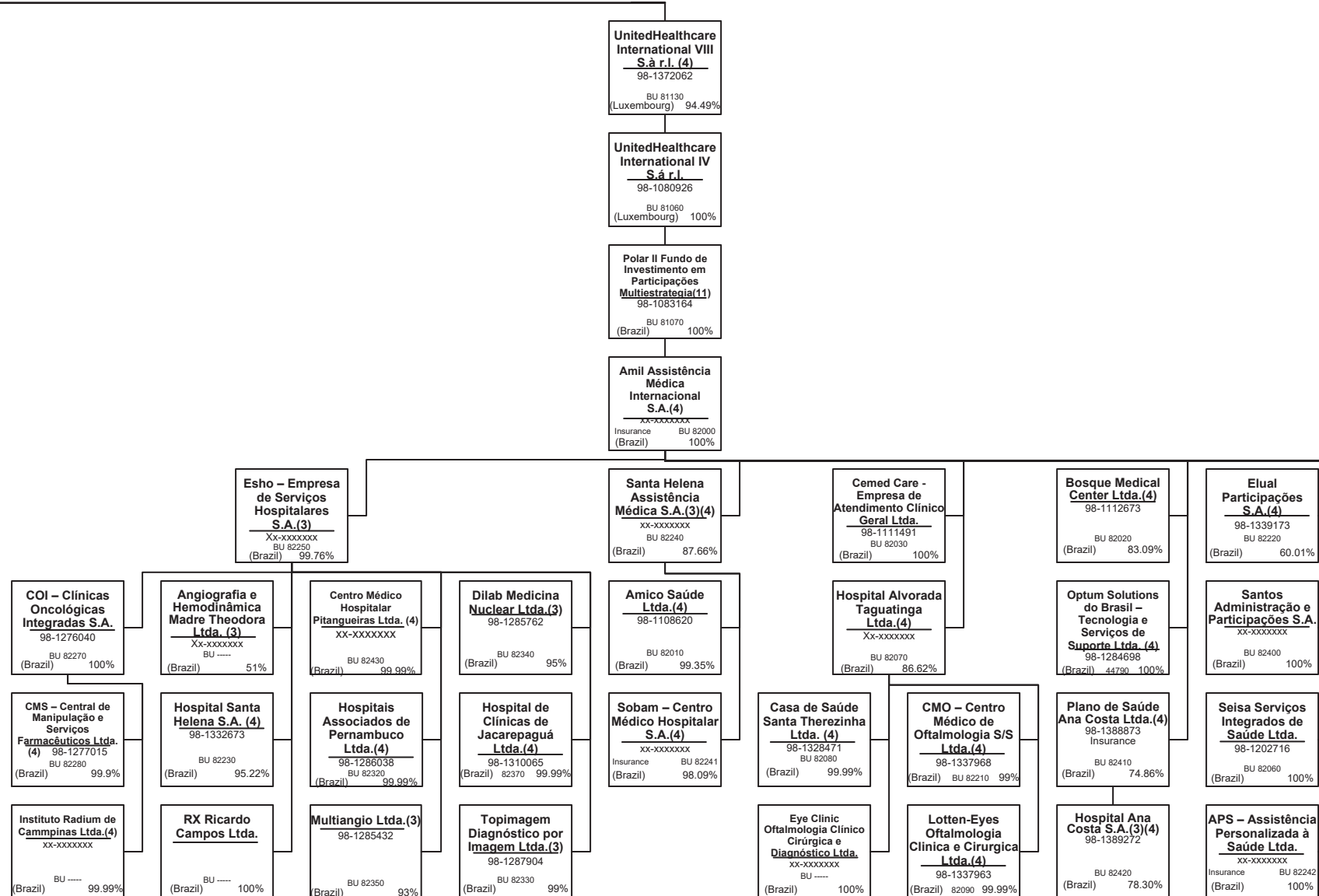
15.2

SCHEDULE Y – INFORMATION CONCERNING ACTIVITIES OF INSURER MEMBERS OF A HOLDING COMPANY GROUP
PART 1 – ORGANIZATIONAL CHART

UnitedHealth Group Incorporated
 (DE) 41-1321939

Continued from Previous Page

Continued on Next Page



15.3

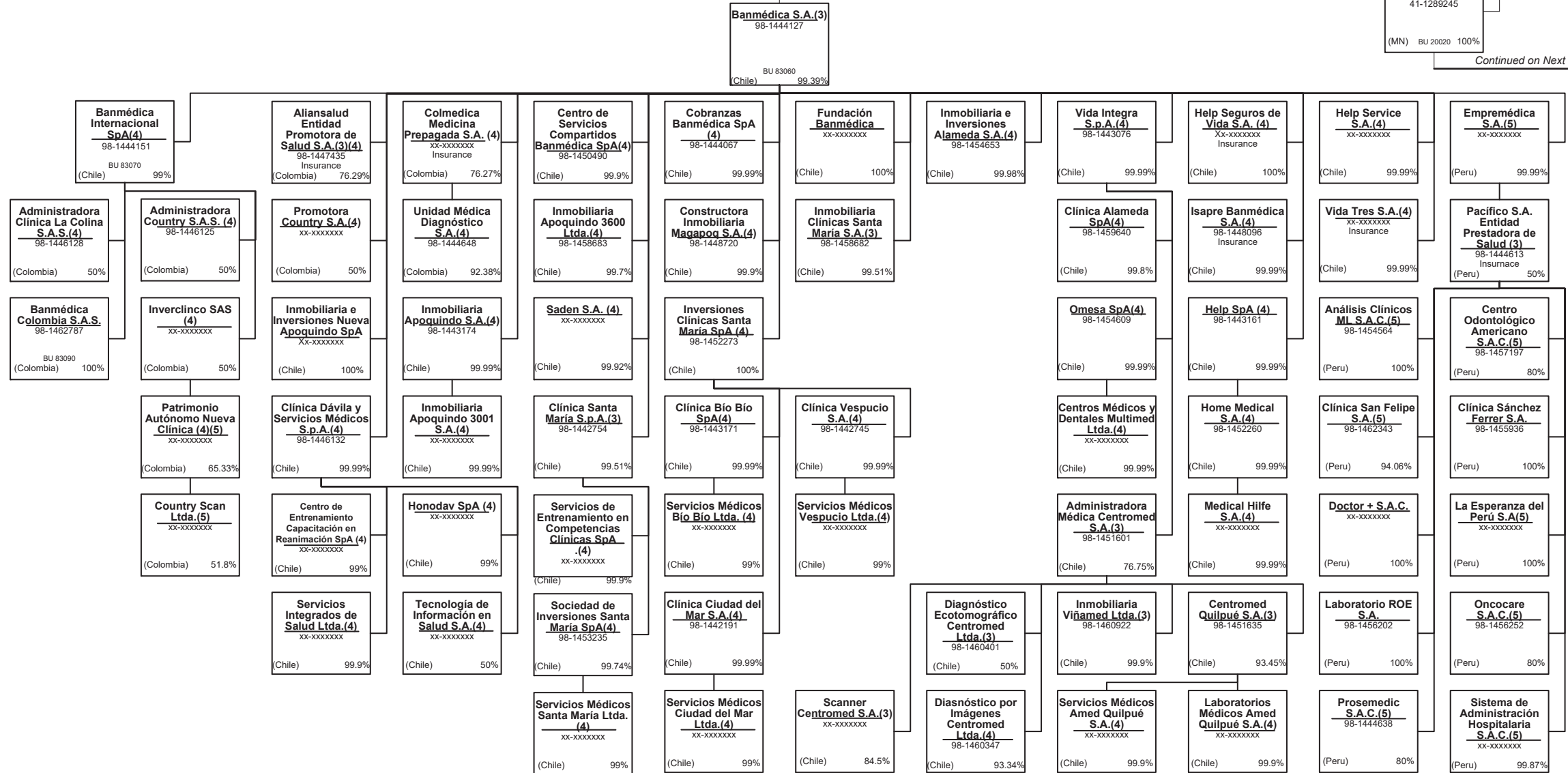
SCHEDULE Y – INFORMATION CONCERNING ACTIVITIES OF INSURER MEMBERS OF A HOLDING COMPANY GROUP
PART 1 – ORGANIZATIONAL CHART

UnitedHealth Group Incorporated
 (DE) 41-1321939

United HealthCare Services, Inc.
 41-1289245
 (MN) BU 20020 100%

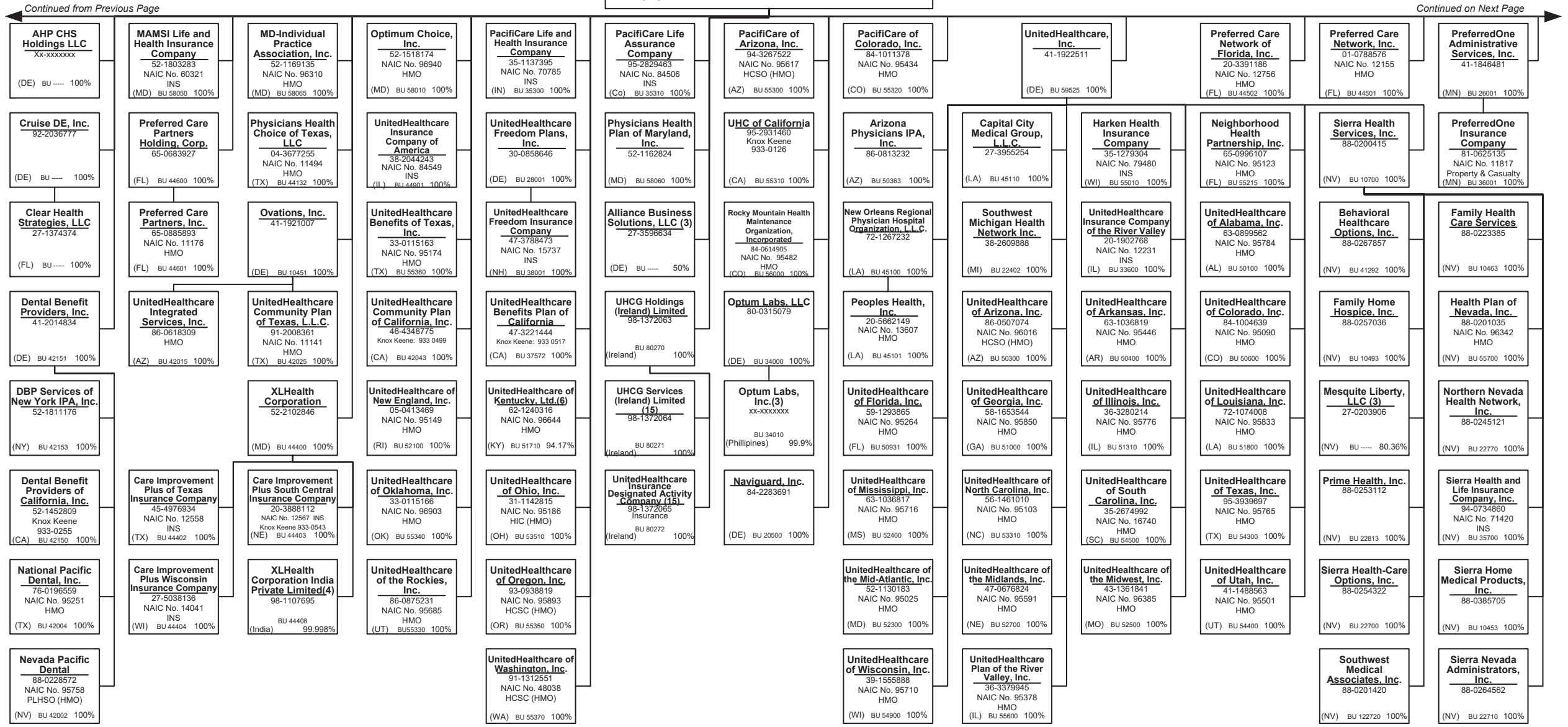
Continued from Previous Page

Continued on Next Page



SCHEDULE Y – INFORMATION CONCERNING ACTIVITIES OF INSURER MEMBERS OF A HOLDING COMPANY GROUP
PART 1 – ORGANIZATIONAL CHART

United HealthCare Services, Inc.
 (MN) 41-1289245 100%



15.5

Continued from Previous Page

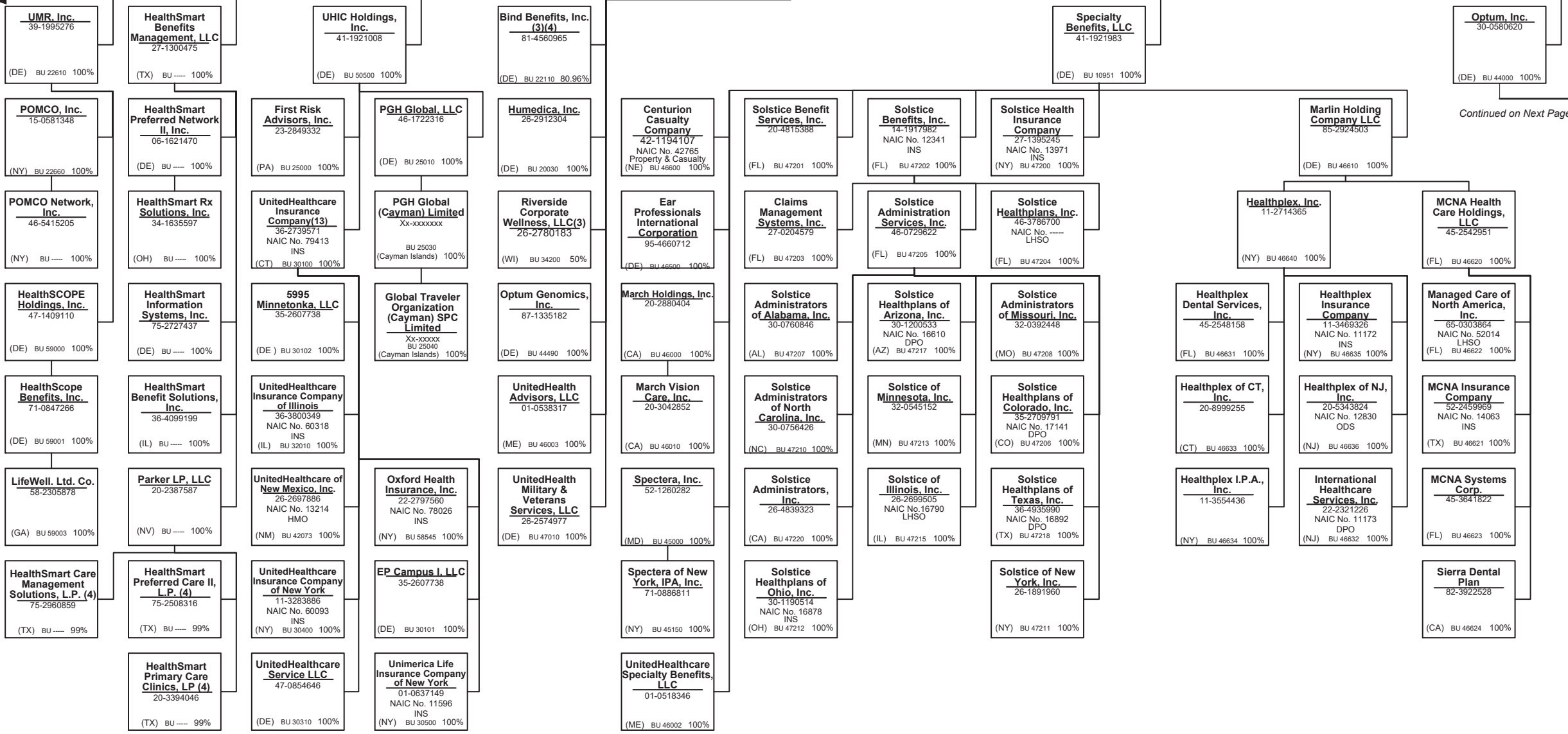
Continued on Next Page

SCHEDULE Y – INFORMATION CONCERNING ACTIVITIES OF INSURER MEMBERS OF A HOLDING COMPANY GROUP
PART 1 – ORGANIZATIONAL CHART

United HealthCare Services, Inc.
 (MN) 41-1289245 100%

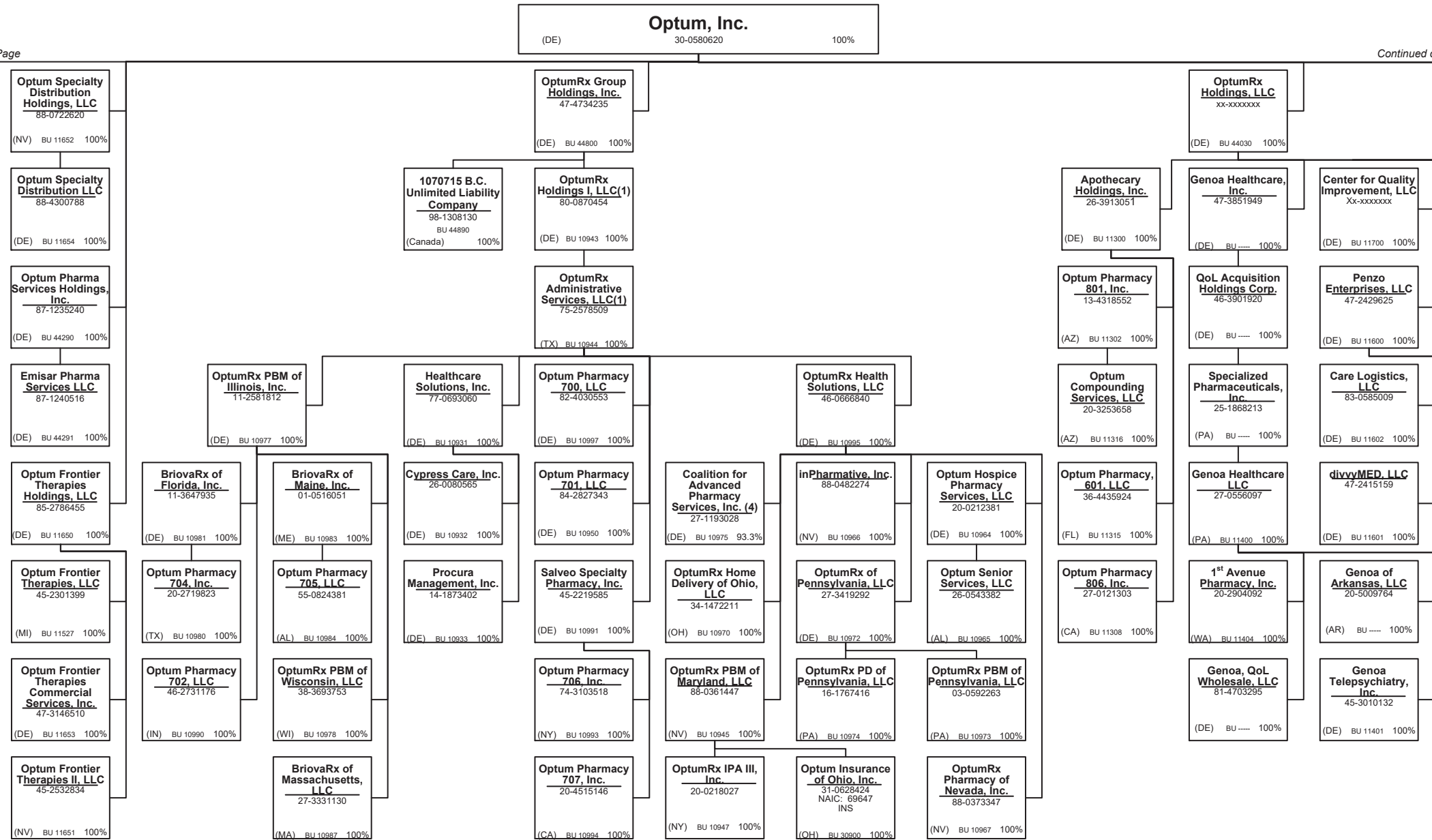
Continued from Previous Page

Continued on Next Page



15.6






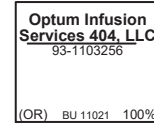



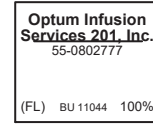



















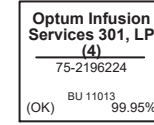

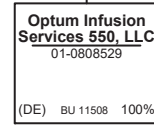





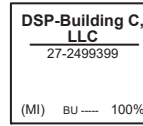









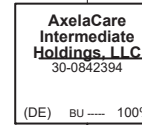




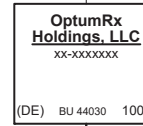

SCHEDULE Y – INFORMATION CONCERNING ACTIVITIES OF INSURER MEMBERS OF A HOLDING COMPANY GROUP
PART 1 – ORGANIZATIONAL CHART



Continued from Previous Page

Continued on Next Page

SCHEDULE Y – INFORMATION CONCERNING ACTIVITIES OF INSURER MEMBERS OF A HOLDING COMPANY GROUP
PART 1 – ORGANIZATIONAL CHART



Continued from Previous Page

Continued on Next Page

SCHEDULE Y – INFORMATION CONCERNING ACTIVITIES OF INSURER MEMBERS OF A HOLDING COMPANY GROUP
PART 1 – ORGANIZATIONAL CHART

Optum, Inc.
 (DE) 30-0580620 100%

OptumInsight Holdings, LLC
 xx-xxxxxxx
 (DE) BU 44010 100%

OptumInsight, Inc.(9)
 41-1858498
 (DE) BU 41322 100%

OptumHealth Care Solutions, LLC
 41-1591944
 (DE) BU 42300 100%

Optum Rocket, LLC
 46-3328009
 (DE) BU 41850 100%

OptumInsight Life Sciences, Inc.
 04-3383745
 (DE) BU 41422 100%

Optum Public Sector Solutions, Inc.
 20-4581265
 (DE) BU 41372 100%

Optum Government Solutions, Inc.
 04-3574101
 (DE) BU 43350 100%

Optum Technology, LLC
 46-5713629
 (DE) BU 44770 100%

Optum360 Solutions, LLC
 82-3446942
 (DE) BU 41880 100%

ACN Group IPA of New York, Inc.
 41-1913523
 (NY) BU 42310 100%

ACN Group of California, Inc.
 27-0015861
 Knox Keene
 933-0407
 (CA) BU 42330 100%

My Wellness Solutions, LLC
 26-2564744
 (DE) BU 42340 100%

OrthoNet Holdings, Inc.
 13-3960641
 (DE) BU 48080 100%

Optum360 Services, Inc.
 46-3983926
 (DE) BU 41851 100%

Optum Life Sciences (Canada) Inc.
 98-1209730
 BU 41410
 (Canada) 100%

The Lewin Group, Inc.
 56-1970224
 (NC) BU 41342 100%

hCentive, Inc.
 27-0549481
 (DE) BU 41325 100%

Optum Global Solutions International B.V.(4)
 98-1201187
 BU 44810
 (Netherlands) 97.48%

Electronic Network Systems, Inc.
 84-1162764
 (DE) BU 41350 100%

Managed Physical Network, Inc.
 14-1782475
 (NY) BU 42320 100%

Optum Biometrics, Inc.
 36-3437660
 (IL) BU 42301 100%

Pronounced Health Solutions, Inc.
 22-3493126
 (DE) BU 42343 100%

Optum Networks of New Jersey, Inc.
 30-0029448
 NAIC: 11068
 INS
 (DE) BU 48085 100%

OrthoNet LLC
 13-3818652
 (NY) BU 48084 100%

Optum360, LLC
 46-3328307
 (DE) BU 41860 96.01%

Equian Parent Corp.
 81-0732646
 (DE) BU 43370 100%

The Advisory Board Company
 52-1468699
 (DE) BU 41323 100%

DocASAP, Inc.
 26-4753954
 (DE) BU 44231 100%

Optum Global Solutions (Philippines), Inc.(3)
 98-1097776
 BU 41340
 (Philippines) 99.99%

Executive Health Resources, Inc.
 11-3669765
 (PA) BU 41841 100%

Plus One Holdings, Inc.
 13-3613705
 (DE) BU 42304 100%

United Resource Networks IPA of New York, Inc.
 30-0318238
 (NY) BU 45001 100%

Optum Women's and Children's Health, LLC
 58-2205984
 (DE) BU 42341 100%

OrthoNet New York IPA, Inc.
 13-4025898
 (NY) BU 48086 100%

OrthoNet of the South, Inc.
 26-2884306
 (DE) BU 48082 100%

AccuReg Holdings, LLC
 xx-xxxxxxx
 (DE) BU 41890 100%

Fortified Provider Network, Inc.
 86-0901608
 (AZ) BU 43371 100%

Episource LLC
 92-0544976
 (CA) BU ---- 100%

DocASAP US, LLC
 Xx-xxxxxxx
 (DE) BU 44233 100%

Optum Health & Technology Services do Brasil Ltda.(4)
 98-1184561
 BU 43230
 (Brazil) 99.99%

Netwerkes, LLC
 20-4755277
 (TN) BU 43404 100%

Plus One Health Management Puerto Rico, Inc.
 66-0742844
 (PR) BU 42305 100%

Vivify Health, Inc.
 27-1348358
 (DE) BU 42360 100%

Optum Healthcare of Illinois, Inc.
 58-2068880
 (GA) BU ---- 100%

OrthoNet West, Inc.
 20-0221966
 (DE) BU 48087 100%

Database Solutions II, LLC
 63-1230900
 (DE) BU ---- 100%

Equian, LLC
 27-0083277
 (IN) BU 43380 100%

OptumServe Technology Services, Inc.
 52-2016292
 (MD) BU 41345 100%

Optum Global Solutions (India) Private Limited(4)
 98-1103015
 BU 41346
 (India) 99.9%

Mustang Razorback Holdings, Inc.
 47-1935798
 (DE) BU 41870 100%

Vivify Health Canada, Inc.
 Xx-xxxxxxx
 BU 42361
 (Canada) 100%

Optum of New York, Inc.
 58-1873062
 (NY) BU ---- 100%

OmniClaim, LLC
 27-0062838
 (DE) BU 43381 100%

Payment Resolution Services, LLC
 62-1451147
 (TN) BU 43403 100%

MedSynergies, LLC
 75-2515691
 (DE) BU 41871 100%

Continued from Previous Page

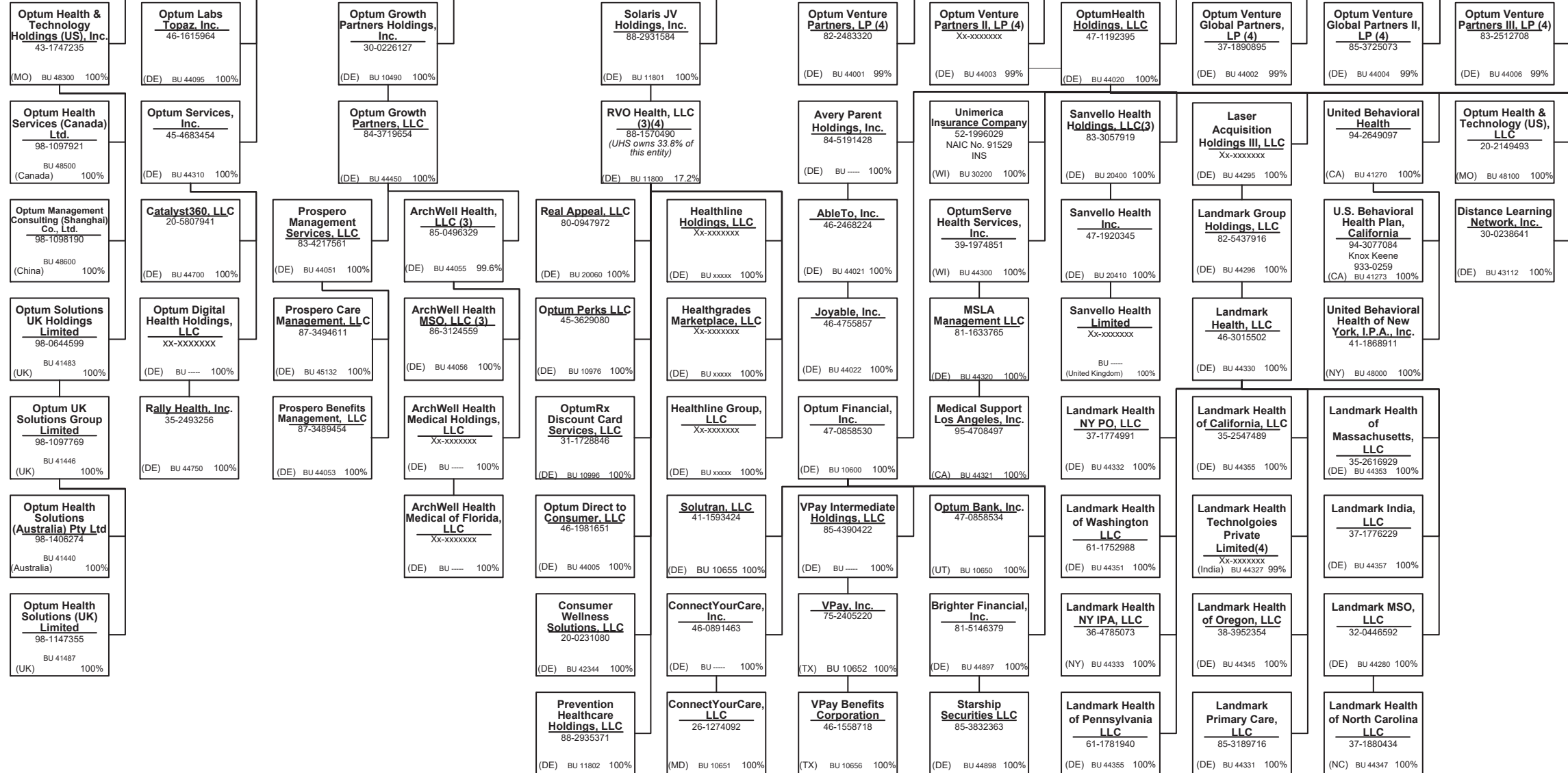
Continued on Next Page

SCHEDULE Y – INFORMATION CONCERNING ACTIVITIES OF INSURER MEMBERS OF A HOLDING COMPANY GROUP
PART 1 – ORGANIZATIONAL CHART

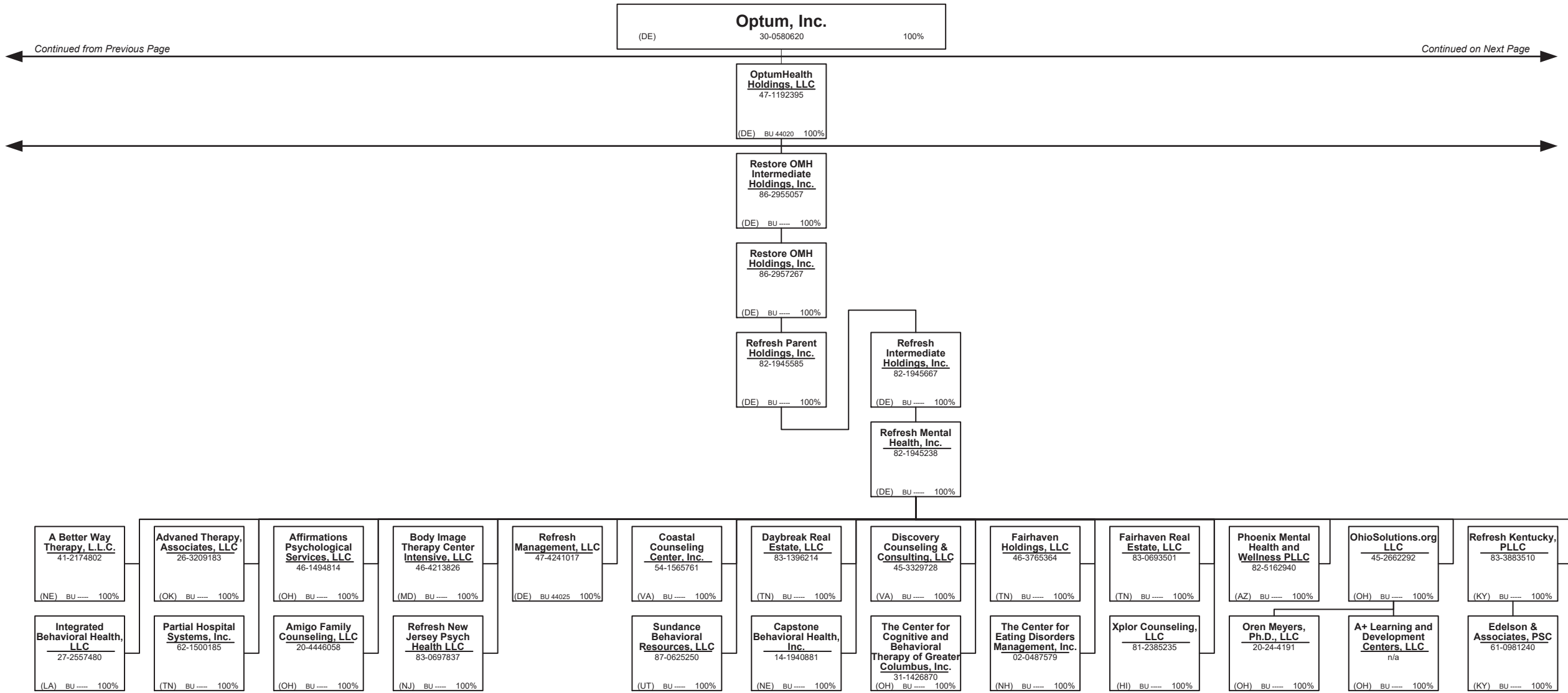
Optum, Inc.
 (DE) 30-0580620 100%

Continued from Previous Page

Continued on Next Page



SCHEDULE Y – INFORMATION CONCERNING ACTIVITIES OF INSURER MEMBERS OF A HOLDING COMPANY GROUP
PART 1 – ORGANIZATIONAL CHART



15.11

Continued from Previous Page

Continued on Next Page

SCHEDULE Y – INFORMATION CONCERNING ACTIVITIES OF INSURER MEMBERS OF A HOLDING COMPANY GROUP
PART 1 – ORGANIZATIONAL CHART

Optum, Inc.
 (DE) 30-0580620 100%

OptumHealth Holdings, LLC
 47-1192395

(DE) BU 44020 100%

Collaborative Care Holdings, LLC
 27-2337616

(DE) BU 44040 100%

Inspiris, Inc.
 33-0766366

(DE) BU 44170 100%

Colonial Practice Management, LLC
 61-1870845

(DE) BU ----- 100%

AHN Target Holdings, LLC(3)
 35-2582899

(DE) BU 44650 80.1%

Aveta, Inc.
 20-4057813

(DE) BU 49000 100%

Newton Holdings, LLC
 30-1080342

(DE) BU ----- 100%

Optum Care of New York Management, Inc.
 13-4138665

(NY) BU 44171 100%

Optum Care Services Company
 26-0683057

(TN) BU 44178 100%

Crystal Run Healthcare ACO, LLC
 45-2821606

(NY) BU ----- 100%

American Health Network of Ohio II, LLC
 31-1424956

(OH) BU ----- 100%

AHN Central Services, LLC
 35-2109566

(IN) BU 44653 100%

NAMM Holdings, Inc.
 20-3236839

(DE) BU 49010 100%

New West Physicians, Inc.
 84-1250135

(CO) BU 44510 100%

OptumCare New York IPA, Inc.
 13-4138668

(NY) BU 44172 100%

INSPIRIS of Texas Physician Group
 26-2885572

(TX) BU 44191 100%

Crystal Run Transformation Services, LLC
 46-0892530

(NY) BU ----- 100%

American Health Network of Ohio Care Organization, LLC(1)
 45-4132160

(OH) BU 44652 100%

Optum Care Network of Indiana, LLC
 45-4770582

(IN) BU 44651 100%

North American Medical Management California, Inc.
 33-0673955

(TN) BU 49040 100%

PrimeCare Medical Network, Inc.
 33-0607478
 Knox Keene
 933-0367

(CA) BU 49050 100%

Physician Alliance of the Rockies, LLC(1)
 81-2902954

(CO) BU 44511 100%

For Health, Inc.
 33-0766617

(DE) BU 44200 100%

Rapidus Billing Services, LLC
 84-3345858

(NY) BU ----- 100%

American Health Network of Kentucky, LLC
 85-2849994

(KY) BU ----- 100%

Indiana Care Organization, LLC
 45-4132005

(IN) BU ----- 100%

MD Ops, Inc.
 42-1741594

(CA) BU 49041 100%

PrimeCare of Inland Valley, Inc.
 33-0674408

(CA) BU 49056 100%

Premier Choice ACO, Inc.
 75-3265059

(CA) BU 49052 100%

PrimeCare of Citrus Valley, Inc.
 87-0757397

(CA) BU 49065 80%

PrimeCare of Corona, Inc.
 33-0674407

(CA) BU 49054 100%

Unity Health Network, LLC (3)
 27-0815205

(DE) BU 44660 80.1%

For Health of Arizona, Inc.
 86-0908902

(AZ) BU 44210 100%

American Health Network of Indiana II, LLC
 35-1930805

(IN) BU ----- 100%

American Health Network of Ohio, LLC
 31-1424957

(OH) BU 44655 100%

MD Ops, Inc.
 42-1741594

(CA) BU 49041 100%

PrimeCare of Hemet Valley, Inc.
 33-0674401

(CA) BU 49055 100%

PrimeCare of Sun City, Inc.
 33-0698439

(CA) BU 49062 100%

PrimeCare of Moreno Valley, Inc.
 33-0674402

(CA) BU 49057 100%

PrimeCare of Redlands, Inc.
 33-0674400

(CA) BU 49058 100%

Premiere Medical Resources, LLC
 20-1499748

(DE) BU 44661 100%

PrimeCare of Riverside, Inc.
 33-0674404

(CA) BU 49060 100%

PrimeCare of San Bernardino, Inc.
 14-1915328

(CA) BU 49061 100%

PrimeCare of Temecula, Inc.
 33-0674409

(CA) BU 49063 100%

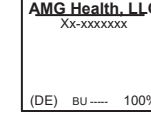
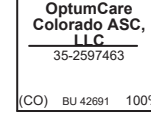




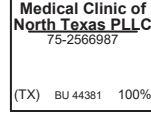




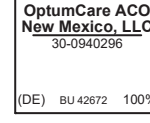


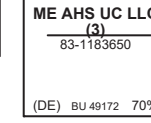
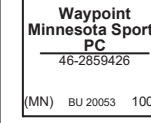
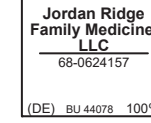




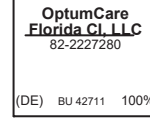





















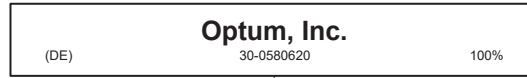
Valley Physicians Network, Inc.
 87-0757396

(CA) BU 49064 100%

Continued from Previous Page

Continued on Next Page

SCHEDULE Y – INFORMATION CONCERNING ACTIVITIES OF INSURER MEMBERS OF A HOLDING COMPANY GROUP
PART 1 – ORGANIZATIONAL CHART

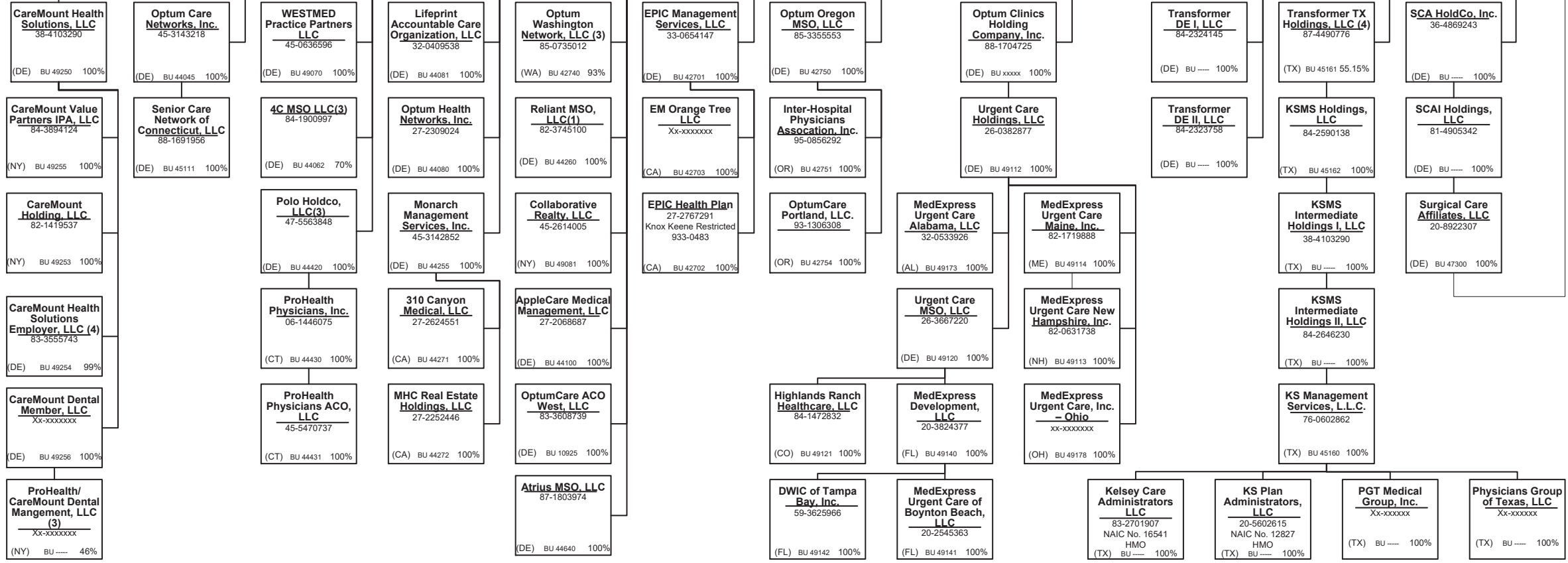


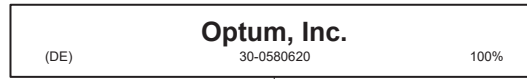


15.13

Continued from Previous Page

Continued on Next Page

SCHEDULE Y – INFORMATION CONCERNING ACTIVITIES OF INSURER MEMBERS OF A HOLDING COMPANY GROUP
PART 1 – ORGANIZATIONAL CHART



15.14

Continued from Previous Page

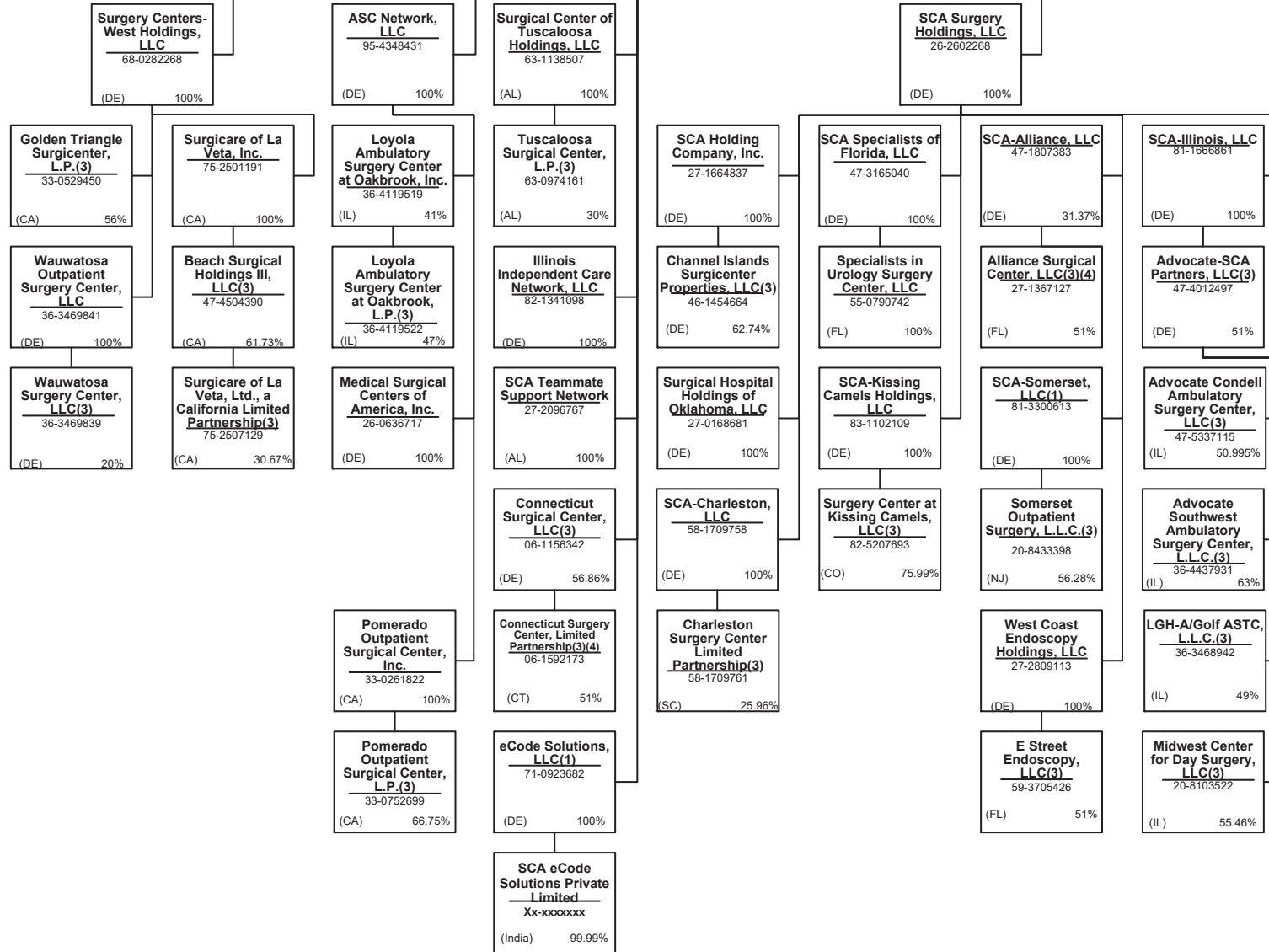
Continued on Next Page

SCHEDULE Y – INFORMATION CONCERNING ACTIVITIES OF INSURER MEMBERS OF A HOLDING COMPANY GROUP
PART 1 – ORGANIZATIONAL CHART

Surgical Care Affiliates, LLC
 (DE) 20-8922307 100%

Continued from Previous Page

Continued on Next Page

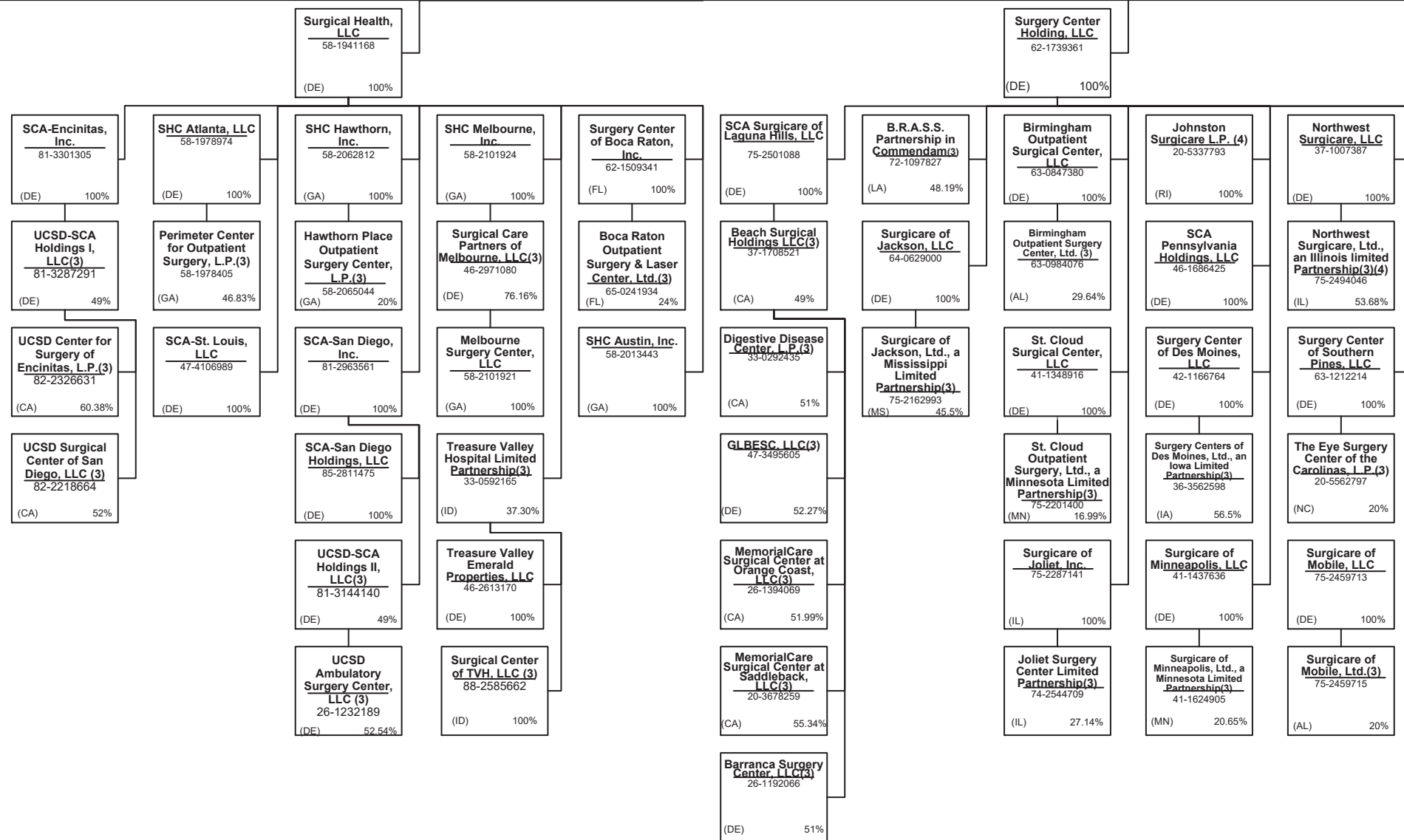


SCHEDULE Y – INFORMATION CONCERNING ACTIVITIES OF INSURER MEMBERS OF A HOLDING COMPANY GROUP
PART 1 – ORGANIZATIONAL CHART

Surgical Care Affiliates, LLC
 (DE) 20-8922307 100%

Continued from Previous Page

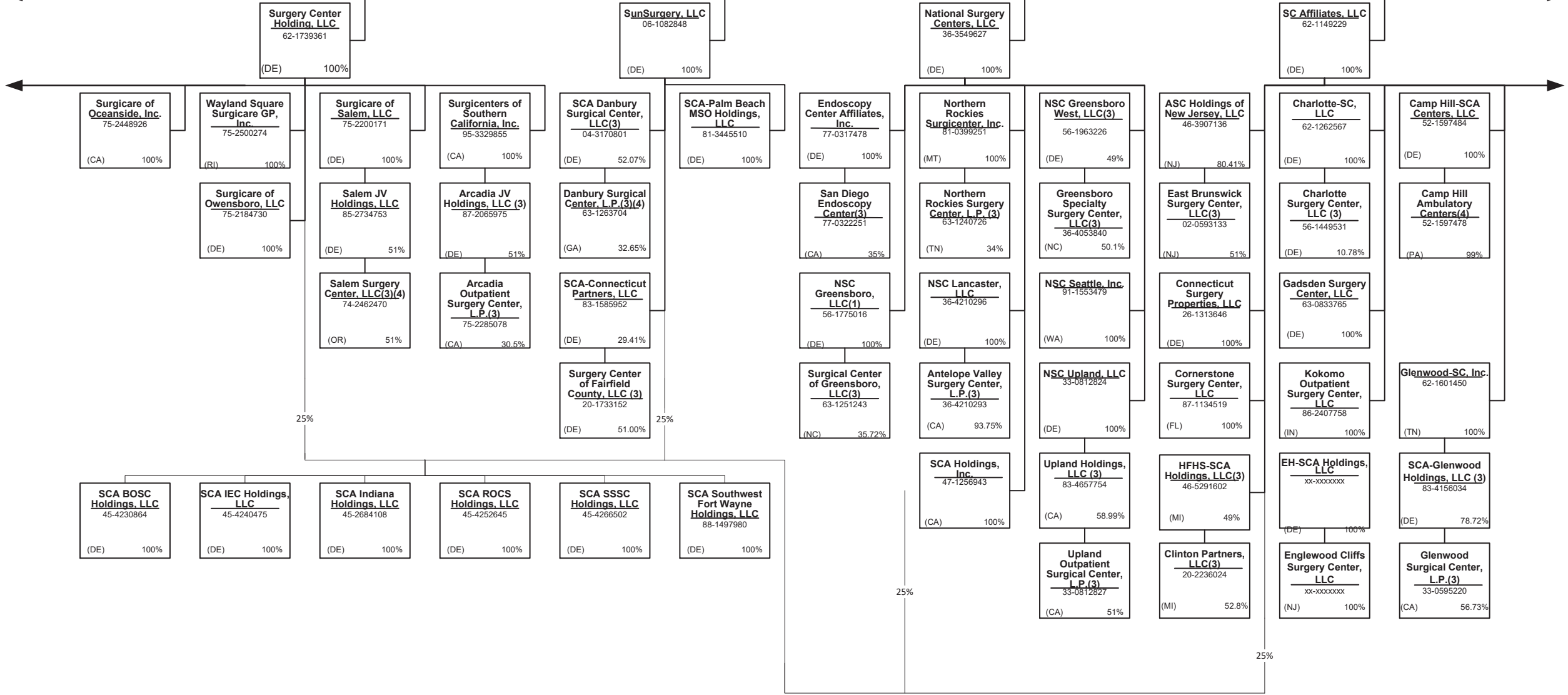
Continued on Next Page



SCHEDULE Y – INFORMATION CONCERNING ACTIVITIES OF INSURER MEMBERS OF A HOLDING COMPANY GROUP
PART 1 – ORGANIZATIONAL CHART

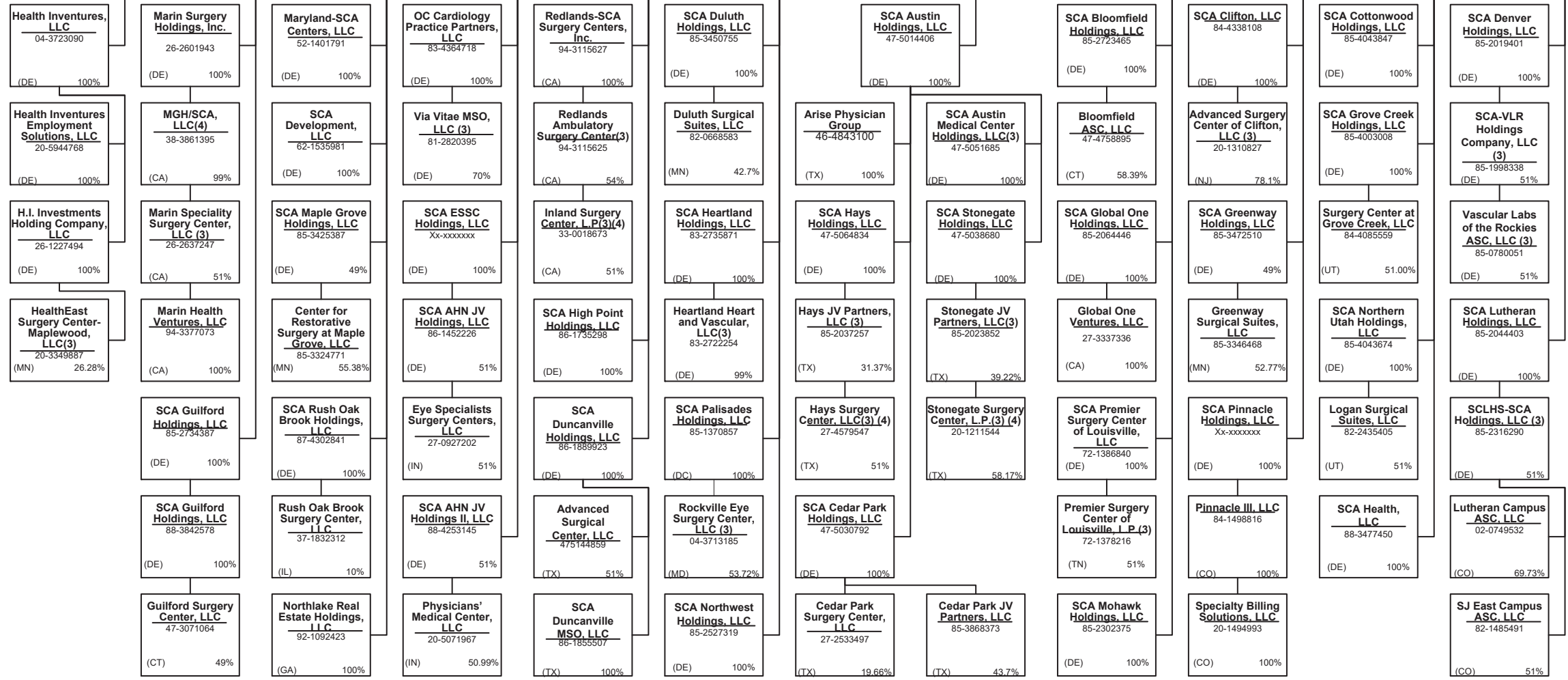

Surgical Care Affiliates, LLC
 (DE) 20-8922307 100%

Continued from Previous Page Continued on Next Page



15.17

SCHEDULE Y – INFORMATION CONCERNING ACTIVITIES OF INSURER MEMBERS OF A HOLDING COMPANY GROUP
PART 1 – ORGANIZATIONAL CHART




Continued from Previous Page

Continued on Next Page

SCHEDULE Y – INFORMATION CONCERNING ACTIVITIES OF INSURER MEMBERS OF A HOLDING COMPANY GROUP
PART 1 – ORGANIZATIONAL CHART

Surgical Care Affiliates, LLC
 (DE) 20-8922307 100%

SC Affiliates, LLC
 62-1149229
 (DE) 100%



15.19


Continued from Previous Page

Continued on Next Page

SCHEDULE Y – INFORMATION CONCERNING ACTIVITIES OF INSURER MEMBERS OF A HOLDING COMPANY GROUP
PART 1 – ORGANIZATIONAL CHART

Surgical Care Affiliates, LLC
 (DE) 20-8922307 100%

SC Affiliates, LLC
 62-1149229
 (DE) 100%



Continued from Previous Page

Continued on Next Page

SCHEDULE Y – INFORMATION CONCERNING ACTIVITIES OF INSURER MEMBERS OF A HOLDING COMPANY GROUP
PART 1 – ORGANIZATIONAL CHART

Surgical Care Affiliates, LLC
 (DE) 20-8922307 100%

SC Affiliates, LLC
 62-1149229
 (DE) 100%

SCA-Portland, LLC
 81-4139195
 (DE) 100%

SCA-Surgicare, LLC
 81-4371453
 (DE) 100%

SCA-Verta, LLC
 82-1987225
 (DE) 100%

SCA-Wake Forest, LLC
 82-2294882
 (DE) 100%

SCA-Western Connecticut, LLC(3)
 82-1449412
 (DE) 67%

Surgery Center of Muskogee, LLC
 63-1194204
 (DE) 100%

SCA-Winter Park, Inc.
 62-1525777
 (TN) 100%

SCA-Woodlands Holdings, LLC
 82-3528300
 (DE) 100%

Surgery Center of Colorado Springs, LLC
 63-1214140
 (DE) 100%

Surgery Center of Easton, LLC
 72-1349752
 (DE) 100%

SCA Pacific Holdings, Inc.
 27-1707364
 (CA) 100%

Providence & SCA On-Campus Holdings, LLC(3)
 82-3270499
 (DE) 20%

Surgicare, LLC(3)
 35-1975122
 (IN) 53.68%

Surgery Center of Louisville, LLC
 62-1179537
 (DE) 100%

Surgery Center of Maui, LLC
 63-1231944
 (DE) 100%

Western Connecticut Orthopedic Surgical Center, LLC(3)
 06-1521999
 (CT) 57.91%

Muskogee Surgical Investors, LLC
 20-4209261
 (OK) 100%

Louisville-SC Properties, Inc.
 62-1179538
 (KY) 100%

Surgery Center of The Woodlands, LLC(3)
 82-3448050
 (TX) 54.79%

SCA-Pocono, LLC
 47-1620189
 (DE) 100%

The Surgery Center of Easton, L.P.(3)
 72-1349755
 (TN) 49%

Corpus Christi Endoscopy Center, L.L.P.(3)
 20-2595593
 (TX) 18.5%

Surgery Center at St. Vincent, LLC (3)
 81-3129674
 (OR) 57.7%

SCA-Winchester, LLC
 81-1159878
 (DE) 100%

Louisville S.C., Ltd.(3)
 62-1179566
 (KY) 60.20%

Aloha Surgical Center, LLC(3)
 63-1231942
 (TN) 67%

SCA Alaska Surgery Center, Inc.
 92-0080881
 (AK) 100%

Three Rivers Surgical Care, L.P.(3)(4)
 63-1194203
 (TN) 85.10%

OptumCare Specialty Practices Investments, LLC
 92-0972076
 (DE) 100%

Surgical Management Solutions, LLC
 84-4983977
 (DE) 100%

SCA-San Luis Obispo, LLC
 94-3138088
 (DE) 100%

Surgery Center of Ellicott City, Inc.
 63-1212213
 (DE) 100%

CCEC Anesthesia Management, LLC(3)
 82-1715584
 (TX) 100%

Providence & SCA Off-Campus Holdings, LLC(3)
 82-3765555
 (DE) 40%

SCA-St. Clout Holdings, LLC
 88-1844951
 (DE) 100%

SCA-JPM Holdings, LLC
 83-3090526
 (DE) 100%

SCA-Santa Rosa, Inc.
 88-0185362
 (NV) 100%

SCA-First Coast, LLC
 83-2805878
 (DE) 100%

SCA-Gainesville, LLC
 62-1547690
 (DE) 100%

Summit Cardiovascular Group, LLC
 88-4233584
 (DE) 100%

Wayland Square Surgicare Acquisition, L.P.(4)
 20-5429310
 (RI) 99%

Maryland Ambulatory Centers, LLC(3)(4)
 52-1456812
 (MD) 50%

Montgomery Surgery Center Limited Partnership(3)
 52-1401868
 (MD) 51%

Oregon Outpatient Surgery Center, LLC(3)
 22-3883387
 (OR) 51.18%

St. Cloud MSO, LLC
 88-1908453
 (DE) 100%

JPM Healthcare, LLC (3)
 83-2306992
 (DE) 51%

ASV-HOPCo-SCA Florida, LLC
 87-3912899
 (FL) 39.22%

First Coast Orthopedic Center, LLC
 82-2929226
 (FL) 54.33%

Surgery Center of Lexington, LLC(3)
 62-1179539
 (DE) 49%

Lexington Surgery Center, Ltd.(3)
 61-1028180
 (KY) 74.5%

SCA Englewood Holdings, LLC
 86-3781364
 (DE) 100%

Patient Care Associates, L.L.C.
 20-1311030
 (NJ) 55.84%

Northwest Spine and Laser Surgery Center, LLC (3)
 45-5055997
 (OR) 51.52%

Surgery Center of Mt. Scott, LLC (3)
 83-2600045
 (OR) 51%

SCA Providence Holdings, LLC
 Xx-xxxxxxx
 (DE) 100%

SCA Providence Holdings, LLC
 Xx-xxxxxxx
 (DE) 100%

SCA Englewood Holdings, LLC
 86-3781364
 (DE) 100%

Patient Care Associates, L.L.C.
 20-1311030
 (NJ) 55.84%

Continued from Previous Page

Continued on Next Page

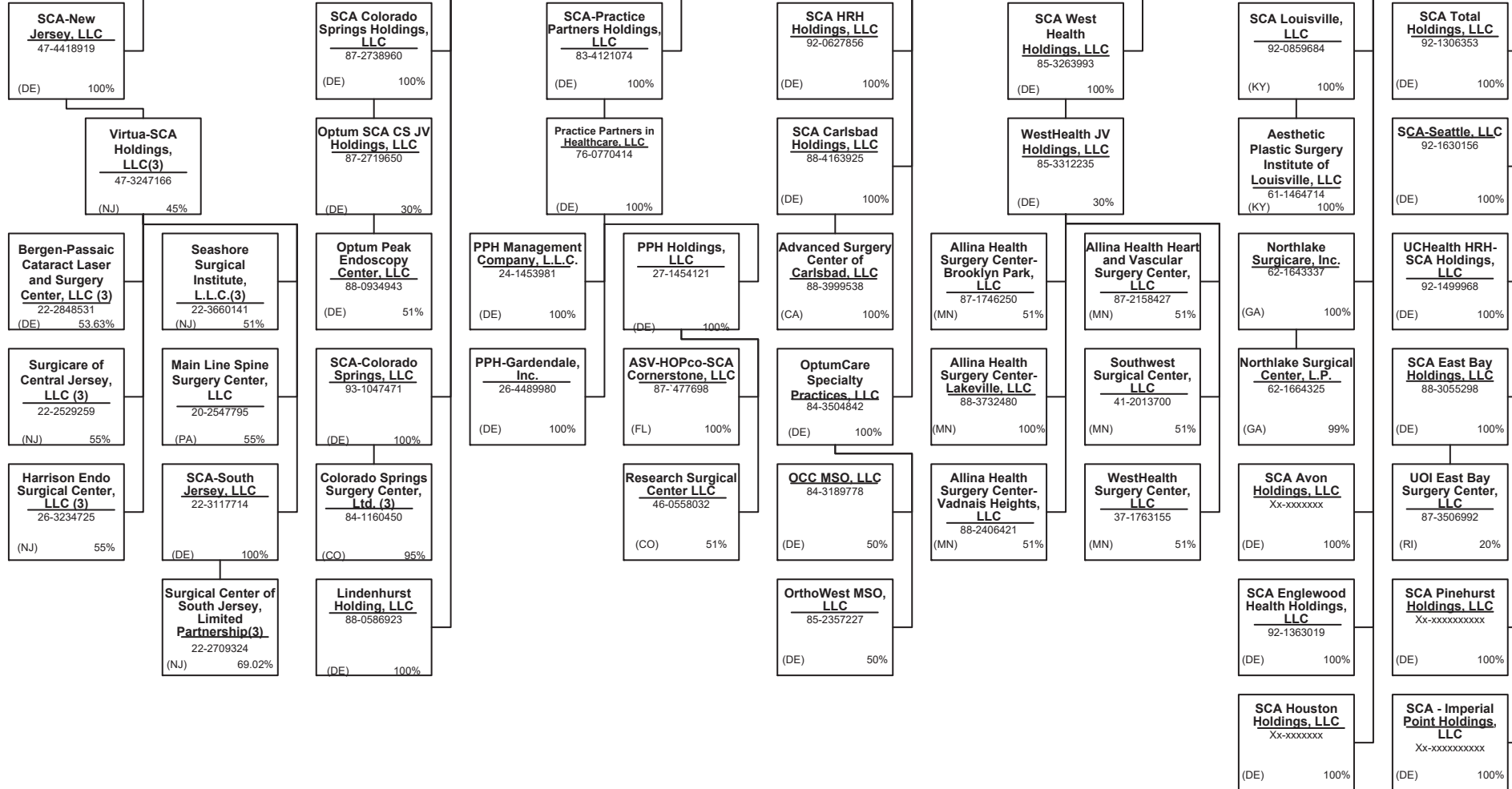
15.21

SCHEDULE Y – INFORMATION CONCERNING ACTIVITIES OF INSURER MEMBERS OF A HOLDING COMPANY GROUP
PART 1 – ORGANIZATIONAL CHART

Surgical Care Affiliates, LLC
 (DE) 20-8922307 100%

SC Affiliates, LLC
 62-1149229
 (DE) 100%

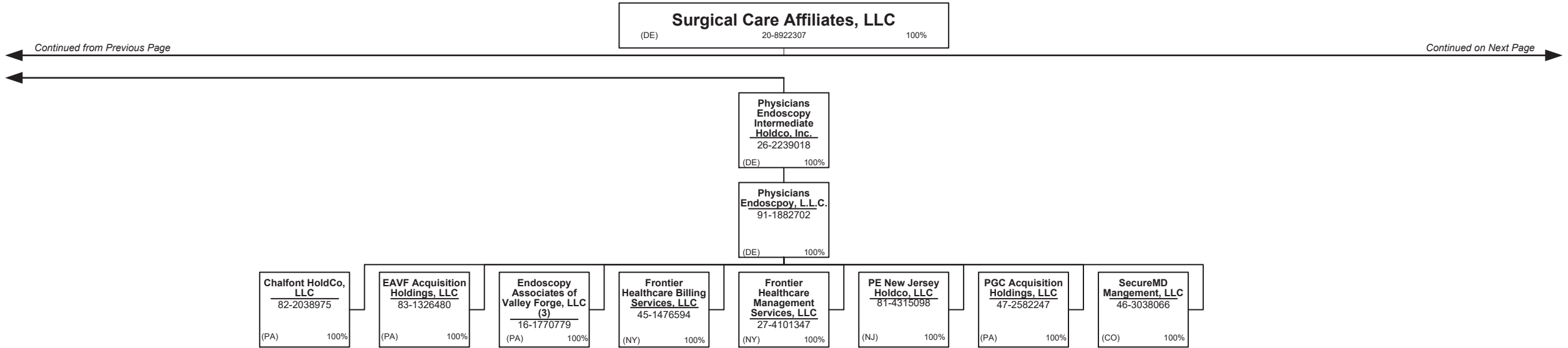
Endo Parent, Inc.
 Xx-xxxxxxx
 (DE) 100%



Continued from Previous Page

Continued on Next Page

SCHEDULE Y – INFORMATION CONCERNING ACTIVITIES OF INSURER MEMBERS OF A HOLDING COMPANY GROUP
PART 1 – ORGANIZATIONAL CHART



Continued from Previous Page

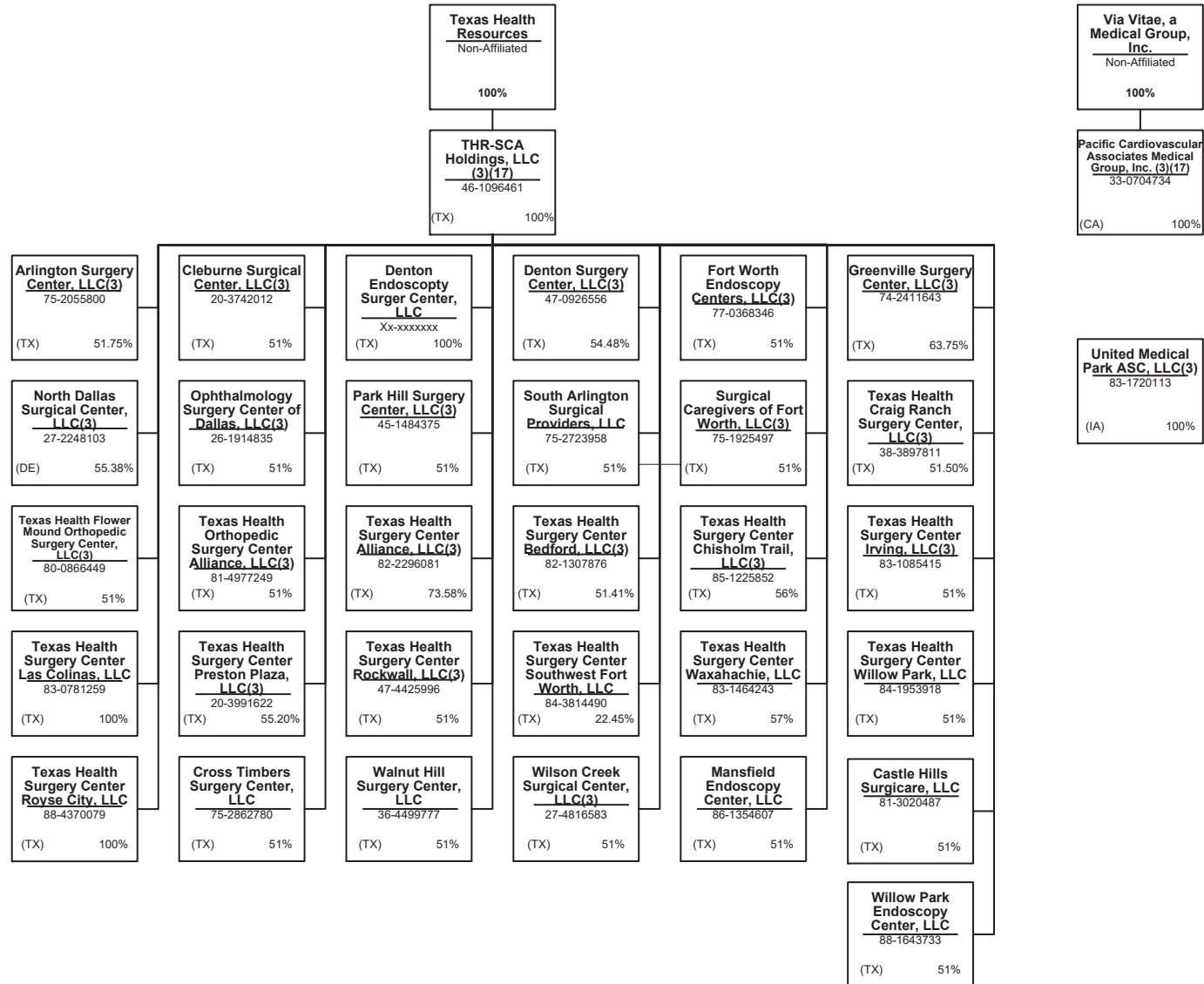
Continued on Next Page

SCHEDULE Y – INFORMATION CONCERNING ACTIVITIES OF INSURER MEMBERS OF A HOLDING COMPANY GROUP
PART 1 – ORGANIZATIONAL CHART

Surgical Care Affiliates, LLC
 (DE) 20-8922307 100%

Continued from Previous Page

Substantively Controlled Surgical Care Affiliate Entities



STATEMENT AS OF MARCH 31, 2023 OF THE UnitedHealthcare of the Midlands, Inc.

SCHEDULE Y – INFORMATION CONCERNING ACTIVITIES OF INSURER MEMBERS OF A HOLDING COMPANY GROUP
PART 1 – ORGANIZATIONAL CHART

<u>Entity Name</u>	<u>Juris.</u>	<u>Federal Tax ID</u>	<u>Entity Name</u>	<u>Juris.</u>	<u>Federal Tax ID</u>
4C Medical Group, PLC	AZ	45-2402948	Carbondale Counseling Associates LLC	IL	47-1130641
A.G. Dikengil, Inc.	NJ	22-3149900	CareMount Health Solutions ACO, LLC	NY	n/a
AbleTo Behavioral Health Services of Michigan, P.C.	MI	85-4328419	Carolina Behavioral Care, P.A.	NC	56-1780933
AbleTo Behavioral Health Services of New Jersey, P.C.	NJ	85-4306375	Carroll Counseling Center LLC	MD	52-2072546
AbleTo Behavioral Health Services, PC	CT	47-5519672	Centers for Family Medicine, GP	CA	33-0483510
AbleTo Licensed Clinical Social Worker Services, P.C.	CA	85-0739865	Christopher Stalberg, M.D., PLLC	AZ	n/a
AbleTo Psychiatry Health Services, P.C.	MA	88-2290313	Cielo House, Inc.	CA	87-2440218
AHN Accountable Care Organization, LLC	IN	45-4171713	Cognitive-Behavioral Therapy Center of Western North Carolina, P.A.	NC	20-3056794
Aleph Psychological Services Inc.	CA	46-3477124	Colonial Family Practice, L.L.C.	SC	--
American Health Network of Indiana, LLC	IN	35-2108729	Columbia Counseling Center P.A.	MD	52-2052733
Angie Coil FNP, PLLC	AZ	81-2112951	Connect Medical, P.C.	NY	32-0551188
AppleCare Hospitalists Medical Group, Inc.	CA	14-1890491	David C. Anderholm, M.D., P.A.	MN	41-1879063
AppleCare Medical ACO, LLC	CA	45-2852872	David Moen, M.D. P.C.	NY	81-5101448
AppleCare Medical Group St. Francis, Inc.	CA	33-0845269	David R. Ferrell, M.D., P.C.	NV	45-2380022
AppleCare Medical Group, Inc.	CA	33-0898174	Day-OP Center Of Long Island Inc.	NY	11-2811353
ArchWell Health Professional Services Holding Co.	DE	86-3278602	DBT and EMDR Specialists, P.A.	MN	47-3322541
ArchWell Health Professional Services of Alabama, LLC	AL	86-3152173	Doc Martins, PLLC	AZ	20-0419099
ArchWell Health Professional Services of Arizona, LLC	AZ	87-2986923	Durable Medical Equipment, Inc.	MA	04-3106404
ArchWell Health Professional Services of Florida, P.A.	FL	88-3481216	Elite Focus Clinic, Inc., a Professional Corporation	CA	47-3861802
ArchWell Health Professional Services of Kansas, P.A.	KS	86-3241870	Empire Physicians' Medical Group, Inc.	CA	33-0181426
ArchWell Health Professional Services of Nebraska, LLC	NE	87-3065955	Eugene Center of Anxiety and Stress, LLC	OR	83-2740282
ArchWell Health Professional Services of Nevada, P.C.	NV	88-1285211	Eugene Therapy, LLC	OR	90-0624377
ArchWell Health Professional Services of North Carolina, P.C.	NC	86-3222071	Everett Physicians, Inc. P.S.	WA	81-1625636
ArchWell Health Professional Services of Oklahoma, LLC	OK	86-3190019	Evolve, LLC	WI	61-1752488
ARTA Western California, Inc.	CA	33-0658815	Family Counseling Associates of Salem Andover LLC	NH	27-0820363
Aspectus, Inc.	MA	04-3403101	Ferrell Physician Services, P.C.	NY	87-4007730
Astra Medical Clinic, PLLC	AZ	86-0882561	First Hill Surgery Center, LLC	WA	47-2066485
Atrius Health, Inc.	MA	n/a	First Step Services, LLC	NC	51-0484581
Beaver Medical Group, P.C.	CA	33-0645967	Flagstaff Family Physicians, PLLC	AZ	86-0959327
Behavioral Solutions, P.C.	MA	04-3316367	Good Samaritan Medical Practice Association, Inc., A Medical Group	CA	95-3969271
Better Health Value Network, LLC	WA	47-4349079	Greater Phoenix Collaborative Care, P.C.	AZ	27-2337725
Bexar Imaging Center, LLC	TX	22-3858211	HealthCare Partners Affiliates Medical Group	CA	95-4526112
California Spring Holdings, PC	CA	81-0881243	HealthCare Partners ASC-HB, LLC	CA	26-4247365

SCHEDULE Y – INFORMATION CONCERNING ACTIVITIES OF INSURER MEMBERS OF A HOLDING COMPANY GROUP
PART 1 – ORGANIZATIONAL CHART

Entity Name	Juris.	Federal Tax ID	Entity Name	Juris.	Federal Tax ID
HealthCare Partners Associates Medical Group, P.C.	CA	45-5273760	Landmark Medical of Pennsylvania, PC	PA	81-1605378
HealthCare Partners Medical Group, P.C.	CA	95-4340584	Landmark Medical of Rhode Island, PC	RI	84-2830065
Heron Ridge Assoc., P.L.C.	MI	80-0020865	Landmark Medical of Tennessee, PC	TN	30-1288593
Homecare Dimensions of Florida, Inc.	TX	81-0884465	Landmark Medical of Texas, PA	TX	83-2296389
Homecare Dimensions, Inc.	TX	74-2758644	Landmark Medical of Utah, PC	UT	84-2660339
IN Style OPTICAL, LLC	MA	27-3296953	Landmark Medical of Virginia, P.C.	VA	85-0839774
Inland Faculty Medical Group, Inc.	CA	33-0618077	Landmark Medical of Washington, PC	WA	47-3028655
Inspiris Medical Services of New Jersey, P.C.	NJ	45-2563134	Landmark Medical, P.C.	NY	47-1588943
INSPIRIS of Michigan Medical Services, P.C.	MI	27-1561674	Level2 Medical Services, P.A.	DE	84-5003916
INSPIRIS of New York Medical Services, P.C.	NY	13-4168739	Level2 Medical Services, P.A. New Jersey	NJ	87-2684015
INSPIRIS of Pennsylvania Medical Services, P.C.	PA	26-2895670	Level2 Medical Services, P.C. Alaska	AK	87-2600511
Jonathan E. Goldberg, Ph.D., Inc.	MA	26-3013277	Level2 Medical Services, P.C. California	CA	92-1153396
Joyce Marter & Associates, P.C.	IL	26-3478896	Level2 Medical Services, P.C. Utah	UT	87-0989804
K.P. Counseling, Ltd.	IL	30-0089259	Life Strategies Counseling, Inc.	AR	20-0468524
Kelsey-Seybold Medical Group, PLLC	TX	76-0386391	LifeSolutions Counseling Associates, P.C.	IN	26-3292877
KS Pharm, LLC	TX	84-2355006	March Vision Care Group, Incorporated	CA	95-4874334
KS SC, LLC	TX	84-2241460	March Vision Care IPA, Inc.	NY	27-3115058
Landmark Medical of Arkansas, P.A.	AR	85-0997438	March Vision Care of Texas, Inc.	TX	45-4227915
Landmark Medical of California, PC	CA	47-4553619	MAT-RX DEVELOPMENT, L.L.C.	TX	43-1967820
Landmark Medical of Connecticut, PC	CT	83-2295301	Mat-Rx Fort Worth GP, L.L.C.	TX	35-2262695
Landmark Medical of Florida, P.A.	FL	85-0838149	ME Urgent Care Nebraska, Inc.	NE	81-0936574
Landmark Medical of Idaho, PC	ID	92-0496439	MedExpress Employed Services, Inc.	DE	81-1265129
Landmark Medical of Kansas, P.A.	KS	82-4633545	MedExpress Primary Care Arizona, P.C.	AZ	81-4550969
Landmark Medical of Kentucky, PSC	KY	82-4881602	MedExpress Primary Care Arkansas, P.A.	AR	84-4234388
Landmark Medical of Louisiana, a Professional Corporation	LA	82-4881732	MedExpress Primary Care Kansas, P.A.	KS	81-4605885
Landmark Medical of Massachusetts, PLLC	MA	81-5364097	MedExpress Primary Care Maryland, P.C.	MD	82-3384324
Landmark Medical of Michigan, P.C.	MI	86-3599871	MedExpress Primary Care Massachusetts, P.C.	MA	82-1096099
Landmark Medical of Mississippi, P.C.	MS	82-5084178	MedExpress Primary Care Minnesota P.C.	MN	81-4396738
Landmark Medical of Missouri, P.C.	MO	82-4857713	MedExpress Primary Care Oklahoma, P.C.	OK	83-1077265
Landmark Medical of New Hampshire, P.C.	NH	85-1174070	MedExpress Primary Care South Carolina, P.C.	SC	83-0764858
Landmark Medical of North Carolina, P.C.	NC	82-4256752	MedExpress Primary Care Texas, P.A.	TX	84-2500750
Landmark Medical of Ohio, Professional Corporation	OH	82-4864947	MedExpress Primary Care Virginia, P.C.	VA	82-3395792
Landmark Medical of Oregon, PC	OR	47-2926188	MedExpress Primary Care West Virginia, Inc.	WV	82-4401181

SCHEDULE Y – INFORMATION CONCERNING ACTIVITIES OF INSURER MEMBERS OF A HOLDING COMPANY GROUP
PART 1 – ORGANIZATIONAL CHART

<u>Entity Name</u>	<u>Juris.</u>	<u>Federal Tax ID</u>	<u>Entity Name</u>	<u>Juris.</u>	<u>Federal Tax ID</u>
MedExpress Primary Care Wisconsin, S.C.	WI	81-4563448	Mental Health Resources, PLLC	TN	62-1396317
MedExpress Urgent Care – New Jersey, P.C.	NJ	45-5388778	MH Physician Three Holdco, a Medical Corporation	CA	27-4691544
MedExpress Urgent Care - Northern New Jersey PC	NJ	83-2089623	MHCH, Inc.	CA	80-0507474
MedExpress Urgent Care Arizona, P.C.	AZ	81-4030280	MHIPA Physician Two Holdco, a Medical Corporation	CA	27-4691508
MedExpress Urgent Care Arkansas, P.A.	AR	46-4348120	Mindscales Counseling, LLC	CT	47-2117693
MedExpress Urgent Care California, P.C.	CA	82-0930142	Mobile Medical Services of New Jersey, PC	NJ	81-2977678
MedExpress Urgent Care Connecticut, P.C.	CT	81-1956812	Mobile Medical Services, P.C.	NY	30-0445773
MedExpress Urgent Care Idaho, P.C.	ID	82-1135336	Moen, M.D., P.C.	CA	85-3287029
MedExpress Urgent Care Illinois, P.C.	IL	47-4308614	Monarch Health Plan, Inc.	CA	22-3935634
MedExpress Urgent Care Iowa, P.C.	IA	81-5353472	Monarch HealthCare, A Medical Group, Inc.	CA	33-0587660
MedExpress Urgent Care Kansas, P.A.	KS	47-1919283	Monika Roots, M.D., P.C.	CA	84-4887072
MedExpress Urgent Care Minnesota P.C.	MN	81-1125396	NAMM Medical Group Holdings, Inc.	CA	56-2627070
MedExpress Urgent Care Missouri P.C.	MO	47-3132625	naviHealth Michigan HBPC, P.C.	MI	84-3469040
MedExpress Urgent Care North Carolina, P.C.	NC	81-5138747	NC Center For Resiliency, PLLC	NC	47-2693055
MedExpress Urgent Care Oregon, P.C.	OR	82-1919436	New Perspectives Center for Counseling & Therapy, L.L.C.	OR	93-1173779
MedExpress Urgent Care Rhode Island, P.C.	RI	81-5362765	New York Licensed Clinical Social Work, P.C.	NY	86-3891057
MedExpress Urgent Care South Carolina, P.C.	SC	81-5380706	Northlight Counseling Associates, Inc.	AZ	86-0646417
MedExpress Urgent Care Texas, P.A.	TX	47-5147441	Northwest Medical Group Alliance, LLC	WA	91-1699944
MedExpress Urgent Care Washington, P.C.	WA	82-2443118	NPN IPA Washington, PLLC	WA	61-1855159
MedExpress Urgent Care Wisconsin, S.C.	WI	81-4281678	Oakland Psychological Clinic, P.C.	MI	38-2481929
MedExpress Urgent Care, Inc. – West Virginia	WV	26-4546400	OHR Physician Group, P.C.	OR	93-0979031
MedExpress Urgent Care, P.C. – Georgia	GA	47-1804667	Optum Clinic, P.A.	TX	75-2778455
MedExpress Urgent Care, P.C. – Indiana	IN	90-0929572	Optum Medical Care of New Jersey, P.C.	NJ	22-3624559
MedExpress Urgent Care, P.C. – Maryland	MD	45-3461101	Optum Medical Care, P.C.	NY	13-3544120
MedExpress Urgent Care, P.C. – Massachusetts	MA	47-1857908	Optum Medical Services of California, P.C.	CA	30-0826311
MedExpress Urgent Care, P.C. – Michigan	MI	46-4793937	Optum Medical Services of Colorado, P.C.	CO	45-5424191
MedExpress Urgent Care, P.C. – Oklahoma	OK	47-1824365	Optum Medical Services, P.C.	NC	45-3866363
MedExpress Urgent Care, P.C. – Pennsylvania	PA	26-3750502	OptumCare Portland, LLC	OR	93-1306308
MedExpress Urgent Care, P.C. – Tennessee	TN	45-4973138	Oregon Healthcare Resources, LLC	OR	27-3674492
MedExpress Urgent Care, P.C. – Virginia	VA	45-3123110	PE Healthcare Associates, LLC	NY	27-4496894
MedExpress Urgent Care, P.S.C. - Kentucky	KY	83-1565124	Peninsula Psychological Center, Inc., P.S.	WA	91-1885912
MedExpress, Inc. – Delaware	DE	45-5436856	Perspectives of Troy, P.C.	MI	38-2592367
Memorial Healthcare IPA, GP	CA	95-4688463	Physician Partners Medical Group, Inc.	CA	30-0516435

STATEMENT AS OF MARCH 31, 2023 OF THE UnitedHealthcare of the Midlands, Inc.

SCHEDULE Y – INFORMATION CONCERNING ACTIVITIES OF INSURER MEMBERS OF A HOLDING COMPANY GROUP
PART 1 – ORGANIZATIONAL CHART

<u>Entity Name</u>	<u>Juris.</u>	<u>Federal Tax ID</u>	<u>Entity Name</u>	<u>Juris.</u>	<u>Federal Tax ID</u>
Physician United PLLC	AZ	84-3476733	Refresh In-Home Counseling LLC	IL	82-5351068
Physicians Care Network, L.L.C.	WA	91-1822767	Refresh Pennsylvania, LLC	PA	84-1756547
Physicians Medical Group of San Jose, Inc.	CA	94-2722082	Reliant Medical Group The Endoscopy Center, LLC	MA	20-5251393
Physicians Medical Health Plan	CA	84-3715606	Reliant Medical Group, Inc.	MA	04-2472266
Physicians Medical Holdings	CA	86-2631012	Riverside Community Healthplan Medical Group, Inc.	CA	33-0055097
Pilot Holdings, P.C.	CA	87-3931756	Riverside Electronic Healthcare Resources, Inc.	CA	20-3420379
Pinnacle Medical Group, Inc.	CA	33-0795271	Robert B. McBeath, M.D. II, P.C.	NV	86-0857176
Polyclinic Holdings, P.C.	WA	83-3042027	Robert B. McBeath, M.D. III, P.C.	NV	46-2662506
POLYCLINIC MANAGEMENT SERVICES COMPANY, LLC	WA	46-0508606	Robert B. McBeath, M.D., Professional Corporation	NV	88-0310956
Primary Care Associated Medical Group, Inc.	CA	33-0527335	Saad A. Shakir, M.D., Inc.	CA	77-0398259
ProHEALTH Accountable Care Medical Group, PLLC	NY	45-4469117	San Bernardino Medical Group, Inc.	CA	--
ProHEALTH Ambulatory Surgery Center, Inc.	NY	11-3447394	Sanvello Behavioral Health Services of New Jersey, P.C.	NJ	85-0666386
ProHEALTH Care Associates of New Jersey LLP	NJ	47-5656253	Sanvello Behavioral Health Services of North Carolina, P.C.	NC	85-1959641
ProHEALTH Care Associates, L.L.P.	NY	11-3355604	Sanvello Behavioral Health Services of Texas, P.A.	TX	84-3152209
ProHEALTH Medical NY, P.C.	NY	47-1388406	Sanvello Behavioral Health Services, P.A.	DE	84-1754732
ProHealth Physicians, P.C.	CT	06-1469068	Saris Counseling, LLC	WI	n/a
ProHEALTH Urgent Care Medicine of New Jersey LLP	NJ	47-5661535	Seattle Psychology, P.L.L.C.	WA	46-3238571
ProHEALTH Urgent Care Medicine, PLLC	NY	46-1883579	SecureMD Professionals - California, PC	CA	46-3057015
Prospero Health Partners Florida, Inc.	FL	85-0775386	Serenity Family and Psychological Counseling Center, P.C.	CA	45-3802527
Prospero Health Partners New York, P.C.	NY	82-2400620	Shark Holdings, P.C.	CA	87-3142148
Prospero Health Partners North Carolina, P.C.	NC	84-4569314	Sherman Counseling Management, S.C.	WI	47-5082677
Prospero Health Partners, P.C.	MN	84-3234753	Silicon Valley TMS of Monterey Bay, GP	CA	81-3200297
Prospero Medical Services New Jersey, P.C.	NJ	84-3844362	Southwest Internal Medicine Group, Robert Ruiz, M.D., PLLC	AZ	86-0516447
Prospero Medical Services, P.A.	FL	87-2406404	Spring Behavioral Health of New Jersey, LLC	NJ	82-3087236
Psychiatry Services of New York, P.C.	NY	85-0921665	Springfield Psychological, P.C.	PA	23-2833266
Psychiatry Specialists Inc.	IL	27-3409538	Surgical Eye Experts, LLC	MA	65-1321064
Psychological Healthcare, PLLC	NY	16-1484552	Surprise Health Center, PLLC	AZ	86-1047772
Red Oak Counseling, Ltd.	WI	20-0785644	Susan Albright P.L.C.	AZ	20-5176158
Redlands Family Practice Medical Group, Inc.	CA	56-2627067	Talbert Medical Group, P.C.	CA	93-1172065
Refresh Canopy Cove, Inc.	FL	82-3603285	The Everett Clinic, PLLC	WA	91-0214500
Refresh Centers, Inc.	IN	30-0358493	The Polyclinic, PLLC	WA	91-0369070
Refresh Connecticut LLC	CT	84-2663780	The Potter's House Family & Children Treatment Center, LLC	GA	20-8357849
Refresh Evolve, LLC	WI	83-4507157	The Tabor Therapy Group, Inc.	IL	46-5461304

SCHEDULE Y – INFORMATION CONCERNING ACTIVITIES OF INSURER MEMBERS OF A HOLDING COMPANY GROUP
PART 1 – ORGANIZATIONAL CHART

<u>Entity Name</u>	<u>Juris.</u>	<u>Federal Tax ID</u>	<u>Entity Name</u>	<u>Juris.</u>	<u>Federal Tax ID</u>
Triangle Counseling Agency, Inc.	NC	26-2552129			
USMD Diagnostic Services, LLC	TX	27-2803133			
USMD Hospital at Arlington, L.P.	TX	73-1662763			
USMD Hospital at Fort Worth, L.P.	TX	20-3571243			
USMD of Arlington GP, L.L.C.	TX	73-1662757			
Vitucci, LCSW, P.C.	IL	85-1453387			
Warner Family Practice, P.C.	AZ	86-0462952			
Waypoint Minnesota PC	MN	46-2854394			
WellMed Florida Medicare ACO, LLC	TX	84-2233329			
WellMed Florida Services, PLLC	TX	45-2158334			
WellMed Greater Texas Medicare ACO, LLC	TX	84-2178104			
WellMed Medical Group, P.A.	TX	74-2574229			
WellMed Network of Florida, Inc.	TX	35-2314192			
WellMed Networks - DFW, Inc.	TX	41-2250215			
WellMed Networks, Inc.	TX	74-2889447			
WellMed of Las Cruces, Inc.	TX	92-0183013			
WellMed Tampa/Orlando Medicare ACO, LLC	TX	84-2193803			
WellMed Texas Medicare ACO, LLC	TX	84-2219968			
XLHome Michigan, P.C.	MI	46-3537245			
XLHome Northeast, P.C.	NJ	45-5530241			
XLHome Oklahoma, Inc.	OK	46-2931689			
XLHome, P.C.	MD	27-3543997			

SCHEDULE Y – INFORMATION CONCERNING ACTIVITIES OF INSURER MEMBERS OF A HOLDING COMPANY GROUP
PART 1 – ORGANIZATIONAL CHART

Organizational Chart Footnotes

- (1) Entity is owned in full or in part by a UnitedHealth Group Incorporated friendly physician.
- (2) Control of the Foundation is based on sole membership, not the ownership of voting securities.
- (3) The remaining percentage is owned either by a non-affiliated entity, outside investor(s), current/former company officer(s), or third party shareholder(s).
- (4) The minority percentage is owned by one or more affiliated UnitedHealth Group Incorporated subsidiaries. Voting rights do vary.
- (5) No information of the other shareholder(s) has been provided
- (6) General partnership interests are held by United HealthCare Services, Inc. (89.77%) and by UnitedHealthcare, Inc. (10.23%). United HealthCare Services, Inc. also holds 100% of the limited partnership interests. When combining general and limited partner interests, United HealthCare Services, Inc. owns 94.18% and UnitedHealthcare, Inc. owns 5.83%.
- (7) Branch offices in Iraq and Uganda.
- (8) H&W Indemnity (SPC), Ltd. is an exempted segregated portfolio company organized under the laws of the Cayman Islands and holds a Cayman insurance license.
- (9) Registered as a foreign shareholder in Brazil.
- (10) Open
- (11) Polar II Fundo de Investimento em Participações is a Brazilian private equity investment fund incorporated in the form of a closed-end condominium.
- (12) N/A
- (13) Entity has a representative office in Beijing, China.
- (14) Open
- (15) Registered branch in the United Kingdom.
- (16) Open
- (17) Entity is not directly owned by the parent. However, the parent does have a viable economic interest as well as control over the entity through contractual agreements.

STATEMENT AS OF MARCH 31, 2023 OF THE UnitedHealthcare of the Midlands, Inc.

SCHEDULE Y

PART 1A - DETAIL OF INSURANCE HOLDING COMPANY SYSTEM

1	2	3	4	5	6	7	8	9	10	11	12	13	14	15	16
Group Code	Group Name	NAIC Company Code	ID Number	Federal RSSD	CIK	Name of Securities Exchange if Publicly Traded (U.S. or International)	Names of Parent, Subsidiaries Or Affiliates	Domi-ciliary Location	Relation-ship to Reporting Entity	Directly Controlled by (Name of Entity/Person)	Type of Control (Ownership, Board, Management, Attorney-in-Fact, Influence, Other)	If Control is Ownership Provide Percentage	Ultimate Controlling Entity(ies)/Person(s)	Is an SCA Filing Re-quired? (Yes/No)	*
		00000	98-1308130				1070715 B.C. Unlimited Liability Company	..CAN.....	..NIA.....	OptumRx Group Holdings, Inc.	Ownership.....	100.000	UnitedHealth Group Incorporated	..NO.....	
		00000	20-2904092				1st Avenue Pharmacy, Inc.	..WA.....	..NIA.....	Genoa Healthcare LLC	Ownership.....	100.000	UnitedHealth Group Incorporated	..NO.....	
		00000	27-2624551				310 Canyon Medical, LLC	..CA.....	..NIA.....	Monarch Management Services, Inc.	Ownership.....	100.000	UnitedHealth Group Incorporated	..NO.....	
		00000	45-2402948				4C Medical Group, PLC	..AZ.....	..NIA.....	Greater Phoenix Collaborative Care, P.C.	Ownership.....	100.000	UnitedHealth Group Incorporated	..NO.....	1
		00000	84-1900997				4C MSO LLC	..DE.....	..NIA.....	Collaborative Care Holdings, LLC	Ownership.....	70.000	UnitedHealth Group Incorporated	..NO.....	
		00000	35-2607738				5995 Minnetonka, LLC	..DE.....	..NIA.....	UnitedHealthcare Insurance Company	Ownership.....	100.000	UnitedHealth Group Incorporated	..NO.....	
		00000	41-2174802				A Better Way Therapy, L.L.C.	..NE.....	..NIA.....	Refresh Mental Health, Inc.	Ownership.....	100.000	UnitedHealth Group Incorporated	..NO.....	
		00000	22-3149900				A.G. Dikengil, Inc.	..NJ.....	..NIA.....	Optum Medical Care of New Jersey, P.C.	Ownership.....	100.000	UnitedHealth Group Incorporated	..NO.....	1
		00000					A+ Learning and Development Centers LLC	..OH.....	..NIA.....	OhioSolutions.org LLC	Ownership.....	100.000	UnitedHealth Group Incorporated	..NO.....	
		00000	85-4328419				AbleTo Behavioral Health Services of Michigan, P.C.	..MI.....	..NIA.....	Physician(s) Owned	Influence.....	0.000	UnitedHealth Group Incorporated	..NO.....	1
		00000	85-4306375				AbleTo Behavioral Health Services of New Jersey, P.C.	..NJ.....	..NIA.....	Physician(s) Owned	Influence.....	0.000	UnitedHealth Group Incorporated	..NO.....	1
		00000	47-5519672				AbleTo Behavioral Health Services, PC	..CT.....	..NIA.....	Physician(s) Owned	Influence.....	0.000	UnitedHealth Group Incorporated	..NO.....	1
		00000	85-0739865				AbleTo Licensed Clinical Social Worker Services, P.C.	..CA.....	..NIA.....	Physician(s) Owned	Influence.....	0.000	UnitedHealth Group Incorporated	..NO.....	1
		00000	88-2290313				AbleTo Psychiatry Health Services, P.C.	..MA.....	..NIA.....	Physician(s) Owned	Influence.....	0.000	UnitedHealth Group Incorporated	..NO.....	1
		00000	46-2468224				AbleTo, Inc.	..DE.....	..NIA.....	Avery Parent Holdings, Inc.	Ownership.....	100.000	UnitedHealth Group Incorporated	..NO.....	
		00000	26-3329157				Accurate Rx Pharmacy Consulting, LLC	..MO.....	..NIA.....	Diplomat Pharmacy, Inc.	Ownership.....	100.000	UnitedHealth Group Incorporated	..NO.....	
		00000	41-1913523				AccuReg Holdings, LLC	..DE.....	..NIA.....	Optum360, LLC	Ownership.....	100.000	UnitedHealth Group Incorporated	..NO.....	
		00000	27-0015861				ACN Group IPA of New York, Inc.	..NY.....	..NIA.....	OptumHealth Care Solutions, LLC	Ownership.....	100.000	UnitedHealth Group Incorporated	..NO.....	
		00000	98-1446128				ACN Group of California, Inc.	..CA.....	..IA.....	OptumHealth Care Solutions, LLC	Ownership.....	100.000	UnitedHealth Group Incorporated	..NO.....	
		00000	98-1446128				Administradora Clínica La Colina S.A.S.	..COL.....	..NIA.....	CDC Holdings Colombia S.A.S.	Ownership.....	50.000	UnitedHealth Group Incorporated	..NO.....	
		00000	98-1446128				Administradora Clínica La Colina S.A.S.	..COL.....	..NIA.....	Banmedica Internacional SpA	Ownership.....	50.000	UnitedHealth Group Incorporated	..NO.....	
		00000	98-1446125				Administradora Country S.A.S.	..COL.....	..NIA.....	CDC Holdings Colombia S.A.S.	Ownership.....	50.000	UnitedHealth Group Incorporated	..NO.....	
		00000	98-1446125				Administradora Country S.A.S.	..COL.....	..NIA.....	Banmedica Internacional SpA	Ownership.....	50.000	UnitedHealth Group Incorporated	..NO.....	
		00000	98-1451601				Administradora Médica Centromed S.A.	..CHL.....	..NIA.....	Vida Integra S.p.A.	Ownership.....	76.750	UnitedHealth Group Incorporated	..NO.....	
		00000	88-3999538				Advanced Surgery Center of Carlsbad, LLC	..CA.....	..NIA.....	SCA-Carlsbad Holdings, LLC	Ownership.....	100.000	UnitedHealth Group Incorporated	..NO.....	
		00000	20-1310827				Advanced Surgery Center of Clifton, LLC	..NJ.....	..NIA.....	SCA Clifton, LLC	Ownership.....	74.100	UnitedHealth Group Incorporated	..NO.....	
		00000	47-5144859				Advanced Surgical Center, LLC	..TX.....	..NIA.....	SCA Duncanville Holdings, LLC	Ownership.....	51.000	UnitedHealth Group Incorporated	..NO.....	
		00000	26-4093335				Advanced Surgical Hospital, LLC	..PA.....	..NIA.....	SCA Southwestern PA, LLC	Ownership.....	60.796	UnitedHealth Group Incorporated	..NO.....	
		00000	26-3209183				Advanced Therapy Associates, LLC	..OK.....	..NIA.....	Refresh Mental Health, Inc.	Ownership.....	100.000	UnitedHealth Group Incorporated	..NO.....	
		00000	47-5337115				Advocate Condell Ambulatory Surgery Center, LLC	..IL.....	..NIA.....	Advocate-SCA Partners, LLC	Ownership.....	51.000	UnitedHealth Group Incorporated	..NO.....	
		00000	36-4437931				Advocate Southwest Ambulatory Surgery Center, LLC	..IL.....	..NIA.....	Advocate-SCA Partners, LLC	Ownership.....	63.000	UnitedHealth Group Incorporated	..NO.....	
		00000	47-4012497				Advocate-SCA Partners, LLC	..DE.....	..NIA.....	SCA-Illinois, LLC	Ownership.....	51.000	UnitedHealth Group Incorporated	..NO.....	
		00000	61-1464714				Aesthetic Plastic Surgery Institute of Louisville, LLC	..KY.....	..NIA.....	SCA Louisville, LLC	Ownership.....	55.000	UnitedHealth Group Incorporated	..NO.....	
		00000	46-1494814				Affirmations Psychological Services, LLC	..OH.....	..NIA.....	Refresh Mental Health, Inc.	Ownership.....	100.000	UnitedHealth Group Incorporated	..NO.....	
		00000	45-4171713				AHN Accountable Care Organization, LLC	..IN.....	..NIA.....	American Health Network of Indiana, LLC	Ownership.....	100.000	UnitedHealth Group Incorporated	..NO.....	1
		00000	35-2109566				AHN Central Services, LLC	..IN.....	..NIA.....	AHN Target Holdings, LLC	Ownership.....	100.000	UnitedHealth Group Incorporated	..NO.....	
		00000	35-2582899				AHN Target Holdings, LLC	..DE.....	..NIA.....	Collaborative Care Holdings, LLC	Ownership.....	80.100	UnitedHealth Group Incorporated	..NO.....	
		00000					AHP CHS Holdings LLC	..DE.....	..NIA.....	United HealthCare Services, Inc.	Ownership.....	100.000	UnitedHealth Group Incorporated	..NO.....	
		00000	46-3477124				Alaph Psychological Services Inc.	..CA.....	..NIA.....	Physician(s) Owned	Influence.....	0.000	UnitedHealth Group Incorporated	..NO.....	1
		00000	98-1447435				Alliansalud Entidad Promotora de Salud S.A.	..COL.....	..NIA.....	Constructora Inmobiliaria Magapoq S.A.	Ownership.....	0.000	UnitedHealth Group Incorporated	..NO.....	
		00000	98-1447435				Alliansalud Entidad Promotora de Salud S.A.	..COL.....	..NIA.....	Banmedica S.A.	Ownership.....	76.290	UnitedHealth Group Incorporated	..NO.....	
.0707	UnitedHealth Group Incorporated	82406	35-1665915				All Savers Insurance Company	..IN.....	..IA.....	Golden Rule Financial Corporation	Ownership.....	100.000	UnitedHealth Group Incorporated	..NO.....	
.0707	UnitedHealth Group Incorporated	73130	35-1744596				All Savers Life Insurance Company of California	..CA.....	..IA.....	Golden Rule Financial Corporation	Ownership.....	100.000	UnitedHealth Group Incorporated	..NO.....	

STATEMENT AS OF MARCH 31, 2023 OF THE UnitedHealthcare of the Midlands, Inc.

SCHEDULE Y
PART 1A - DETAIL OF INSURANCE HOLDING COMPANY SYSTEM

1	2	3	4	5	6	7	8	9	10	11	12	13	14	15	16
Group Code	Group Name	NAIC Company Code	ID Number	Federal RSSD	CIK	Name of Securities Exchange if Publicly Traded (U.S. or International)	Names of Parent, Subsidiaries Or Affiliates	Domi-ciliary Location	Relation-ship to Reporting Entity	Directly Controlled by (Name of Entity/Person)	Type of Control (Ownership, Board, Management, Attorney-in-Fact, Influence, Other)	If Control is Ownership Provide Percentage	Ultimate Controlling Entity(ies)/Person(s)	Is an SCA Filing Re-quired? (Yes/No)	*
		00000	27-1367127				Alliance Surgical Center, LLC	FL	NIA	SCA-Alliance, LLC	Ownership	51.000	UnitedHealth Group Incorporated	NO	
		00000	27-1367127				Alliance Surgical Center, LLC	FL	NIA	Endoscopy Center Affiliates, Inc.	Ownership	12.500	UnitedHealth Group Incorporated	NO	
		00000	87-2158427				Allina Health Heart and Vascular Surgery Center, LLC	MN	NIA	WestHealth JV Holdings, LLC	Ownership	51.000	UnitedHealth Group Incorporated	NO	2
		00000	87-1746250				Allina Health Surgery Center - Brooklyn Park, LLC	MN	NIA	WestHealth JV Holdings, LLC	Ownership	51.000	UnitedHealth Group Incorporated	NO	2
		00000	88-3732480				Allina Health Surgery Center - Lakeville, LLC	MN	NIA	WestHealth JV Holdings, LLC	Ownership	100.000	UnitedHealth Group Incorporated	NO	
		00000	88-2406421				Allina Health Surgery Center - Vadnais Heights, LLC	MN	NIA	WestHealth JV Holdings, LLC	Ownership	51.000	UnitedHealth Group Incorporated	NO	
		00000	63-1231942				Aloha Surgical Center, LLC	TN	NIA	Surgery Center of Maui, LLC	Ownership	67.000	UnitedHealth Group Incorporated	NO	
		00000	65-1095227				Ambient Healthcare, Inc.	FL	NIA	Ambient Holdings, Inc.	Ownership	100.000	UnitedHealth Group Incorporated	NO	
		00000	45-2161438				Ambient Holdings, Inc.	DE	NIA	Optum Infusion Services 500, Inc.	Ownership	100.000	UnitedHealth Group Incorporated	NO	
		00000	88-2464526				Ambulatory Partner Holdings, LLC	NY	NIA	SC Affiliates, LLC	Ownership	100.000	UnitedHealth Group Incorporated	NO	
		00000	35-1930805				American Health Network of Indiana II, LLC	IN	NIA	AHN Target Holdings, LLC	Ownership	100.000	UnitedHealth Group Incorporated	NO	
		00000	35-2108729				American Health Network of Indiana, LLC	IN	NIA	Physician(s) Owned	Influence	0.000	UnitedHealth Group Incorporated	NO	1
		00000	85-2849994				American Health Network of Kentucky, LLC	KY	NIA	AHN Target Holdings, LLC	Ownership	100.000	UnitedHealth Group Incorporated	NO	
		00000	45-4132160				American Health Network of Ohio Care Organization, LLC	OH	NIA	AHN Target Holdings, LLC	Ownership	100.000	UnitedHealth Group Incorporated	NO	
		00000	31-1424956				American Health Network of Ohio II, LLC	OH	NIA	AHN Target Holdings, LLC	Ownership	100.000	UnitedHealth Group Incorporated	NO	
		00000	31-1424957				American Health Network of Ohio, LLC	OH	NIA	AHN Target Holdings, LLC	Ownership	100.000	UnitedHealth Group Incorporated	NO	
		00000	54-1743136				AmeriChoice Corporation	DE	NIA	UnitedHealth Group Incorporated	Ownership	100.000	UnitedHealth Group Incorporated	NO	
0707	UnitedHealth Group Incorporated	95497	22-3368602				AmeriChoice of New Jersey, Inc.	NJ	IA	AmeriChoice Corporation	Ownership	100.000	UnitedHealth Group Incorporated	NO	
		00000					AMG Health, LLC	DE	NIA	Collaborative Care Services, Inc.	Ownership	100.000	UnitedHealth Group Incorporated	NO	
		00000	98-1108620				Amico Saúde Ltda.	BRA	NIA	Cemed Care - Empresa de Atendimento Clínico Geral Ltda.	Ownership	0.654	UnitedHealth Group Incorporated	NO	
		00000	98-1108620				Amico Saúde Ltda.	BRA	NIA	Santa Helena Assistência Médica S.A.	Ownership	99.346	UnitedHealth Group Incorporated	NO	
		00000	20-4446058				Amigo Family Counseling, LLC	OH	NIA	Refresh Mental Health, Inc.	Ownership	100.000	UnitedHealth Group Incorporated	NO	
		00000					Amil Assistência Médica Internacional S.A.	BRA	NIA	Polar II Fundo de Investimento em Participações Multiestratégia	Ownership	100.000	UnitedHealth Group Incorporated	NO	
		00000	98-1454564				Análisis Clínicos ML S.A.C.	PER	NIA	Pacifico S.A. Entidad Prestadora de Salud	Ownership	100.000	UnitedHealth Group Incorporated	NO	
		00000	81-2112951				Angie Coil FNP, PLLC	AZ	NIA	Physician United PLLC	Ownership	100.000	UnitedHealth Group Incorporated	NO	1
		00000					Angiografia e Hemodinâmica Madre Theodora Ltda.	BRA	NIA	Esho - Empresa de Serviços Hospitalares S.A.	Ownership	51.000	UnitedHealth Group Incorporated	NO	
		00000	82-5124069				Anne Arundel-SCA Holdings, LLC	MD	NIA	SCA-Anne Arundel, LLC	Ownership	33.340	UnitedHealth Group Incorporated	NO	2
		00000	82-4763728				Anne Arundel-SCA Surgicenter, LLC	MD	NIA	Anne Arundel-SCA Holdings, LLC	Ownership	62.260	UnitedHealth Group Incorporated	NO	2
		00000	36-4210293				Antelope Valley Surgery Center, L.P.	CA	NIA	NSC Lancaster, LLC	Ownership	91.747	UnitedHealth Group Incorporated	NO	
		00000	26-3913051				Apothecary Holdings, Inc.	DE	NIA	OptumRx Holdings, LLC	Ownership	100.000	UnitedHealth Group Incorporated	NO	
		00000	14-1890491				AppleCare Hospitalists Medical Group, Inc.	CA	NIA	Physician(s) Owned	Influence	0.000	UnitedHealth Group Incorporated	NO	1
		00000	45-2852872				AppleCare Medical ACO, LLC	CA	NIA	AppleCare Medical Group, Inc.	Ownership	100.000	UnitedHealth Group Incorporated	NO	1
		00000	33-0845269				AppleCare Medical Group St. Francis, Inc.	CA	NIA	Physician(s) Owned	Influence	0.000	UnitedHealth Group Incorporated	NO	1
		00000	33-0898174				AppleCare Medical Group, Inc.	CA	NIA	Physician(s) Owned	Influence	0.000	UnitedHealth Group Incorporated	NO	1
		00000	27-2068687				AppleCare Medical Management, LLC	DE	NIA	Collaborative Care Holdings, LLC	Ownership	100.000	UnitedHealth Group Incorporated	NO	
		00000					APS - Assistência Personalizada à Saúde Ltda.	BRA	NIA	Amil Assistência Médica Internacional S.A.	Ownership	100.000	UnitedHealth Group Incorporated	NO	
		00000	98-1399975				Aquitania Chilean Holding SpA	CHL	NIA	Bordeaux UK Holdings II Limited	Ownership	100.000	UnitedHealth Group Incorporated	NO	
		00000	87-2065975				Arcadia JV Holdings, LLC	DE	NIA	Surgicenters of Southern California, Inc.	Ownership	51.000	UnitedHealth Group Incorporated	NO	
		00000	75-2285078				Arcadia Outpatient Surgery Center, L.P.	CA	NIA	Surgicenters of Southern California, Inc.	Ownership	25.500	UnitedHealth Group Incorporated	NO	2
		00000	75-2285078				Arcadia Outpatient Surgery Center, L.P.	CA	NIA	Arcadia JV Holdings, LLC	Ownership	51.000	UnitedHealth Group Incorporated	NO	2
		00000	92-1992686				ArchWell Health Medical Holdings, LLC	DE	NIA	ArchWell Health, LLC	Ownership	100.000	UnitedHealth Group Incorporated	NO	

STATEMENT AS OF MARCH 31, 2023 OF THE UnitedHealthcare of the Midlands, Inc.

SCHEDULE Y
PART 1A - DETAIL OF INSURANCE HOLDING COMPANY SYSTEM

1	2	3	4	5	6	7	8	9	10	11	12	13	14	15	16
Group Code	Group Name	NAIC Company Code	ID Number	Federal RSSD	CIK	Name of Securities Exchange if Publicly Traded (U.S. or International)	Names of Parent, Subsidiaries Or Affiliates	Domiciliary Location	Relationship to Reporting Entity	Directly Controlled by (Name of Entity/Person)	Type of Control (Ownership, Board, Management, Attorney-in-Fact, Influence, Other)	If Control is Ownership Provide Percentage	Ultimate Controlling Entity(ies)/Person(s)	Is an SCA Filing Required? (Yes/No)	*
		00000	92-2018253				ArchWell Health Medical of Florida, LLC	FL	NIA	ArchWell Health Medical Holdings, LLC	Ownership	100.000	UnitedHealth Group Incorporated	NO	
		00000	86-3124559				ArchWell Health MSO, LLC	DE	NIA	ArchWell Health, LLC	Ownership	100.000	UnitedHealth Group Incorporated	NO	
		00000	86-3278602				ArchWell Health Professional Services Holding Co.	DE	NIA	Physician(s) Owned	Influence	0.000	UnitedHealth Group Incorporated	NO	1
		00000	86-3152173				ArchWell Health Professional Services of Alabama, LLC	AL	NIA	ArchWell Health Professional Services Holding Co.	Ownership	100.000	UnitedHealth Group Incorporated	NO	1
		00000	87-2986923				ArchWell Health Professional Services of Arizona, LLC	AZ	NIA	ArchWell Health Professional Services Holding Co.	Ownership	100.000	UnitedHealth Group Incorporated	NO	1
		00000	86-3241870				ArchWell Health Professional Services of Kansas, P.A.	KS	NIA	Physician(s) Owned	Influence	0.000	UnitedHealth Group Incorporated	NO	1
		00000	87-3065955				ArchWell Health Professional Services of Nebraska, LLC	NE	NIA	ArchWell Health Professional Services Holding Co.	Ownership	100.000	UnitedHealth Group Incorporated	NO	1
		00000	88-1285211				ArchWell Health Professional Services of Nevada, P.C.	NV	NIA	Physician(s) Owned	Influence	0.000	UnitedHealth Group Incorporated	NO	1
		00000	86-3222071				ArchWell Health Professional Services of North Carolina, P.C.	NC	NIA	Physician(s) Owned	Influence	0.000	UnitedHealth Group Incorporated	NO	1
		00000	86-3190019				ArchWell Health Professional Services of Oklahoma, LLC	OK	NIA	ArchWell Health Professional Services Holding Co.	Ownership	100.000	UnitedHealth Group Incorporated	NO	1
		00000	88-3481216				ArchWell Health Professional Services, P.A.	FL	NIA	Physician(s) Owned	Influence	0.000	UnitedHealth Group Incorporated	NO	1
		00000	85-0496329				ArchWell Health, LLC	DE	NIA	Optum Growth Partners, LLC	Ownership	99.600	UnitedHealth Group Incorporated	NO	
		00000	46-4843100				Arise Physician Group	TX	NIA	SCA Austin Holdings, LLC	Ownership	100.000	UnitedHealth Group Incorporated	NO	
		00000	86-0813232				Arizona Physicians IPA, Inc.	AZ	IA	UnitedHealthcare, Inc.	Ownership	100.000	UnitedHealth Group Incorporated	NO	
		00000	75-2055800				Arlington Surgery Center, LLC	TX	NIA	Surgical Care Affiliates, LLC	Influence	0.000	UnitedHealth Group Incorporated	NO	
		00000	33-0658815				ARTA Western California, Inc.	CA	NIA	Physician(s) Owned	Influence	0.000	UnitedHealth Group Incorporated	NO	1
		00000	46-3907136				ASC Holdings of New Jersey, LLC	NJ	NIA	SC Affiliates, LLC	Ownership	80.410	UnitedHealth Group Incorporated	NO	
		00000	95-4348431				ASC Network, LLC	DE	NIA	Surgical Care Affiliates, LLC	Ownership	100.000	UnitedHealth Group Incorporated	NO	
		00000	04-3403101				Aspectus, Inc.	MA	NIA	Reliant Medical Group, Inc.	Ownership	100.000	UnitedHealth Group Incorporated	NO	1
		00000	86-0882561				Astra Medical Clinic, PLLC	AZ	NIA	Physician United PLLC	Ownership	100.000	UnitedHealth Group Incorporated	NO	1
		00000	87-1477698				ASV-HOPCo-SCA Cornerstone, LLC	FL	NIA	PPH Holdings, LLC	Ownership	100.000	UnitedHealth Group Incorporated	NO	
		00000	87-3912899				ASV-HOPCo-SCA Florida, LLC	FL	NIA	SCA-First Coast, LLC	Ownership	39.220	UnitedHealth Group Incorporated	NO	2
		00000	58-1287486				Atlanta Outpatient Surgery Center, Inc.	GA	NIA	SC Affiliates, LLC	Ownership	100.000	UnitedHealth Group Incorporated	NO	
		00000	74-2452953				Atlanta Surgery Center, Ltd. (L.P.)	GA	NIA	Atlanta Outpatient Surgery Center, Inc.	Ownership	66.030	UnitedHealth Group Incorporated	NO	
		00000					Atrius Health, Inc.	MA	NIA	Physician(s) Owned	Influence	0.000	UnitedHealth Group Incorporated	NO	1
		00000	87-1803974				Atrius MSO, LLC	DE	NIA	Collaborative Care Holdings, LLC	Ownership	100.000	UnitedHealth Group Incorporated	NO	
		00000	87-1746405				Aventura Medical Tower Surgery Center, LLC	FL	NIA	SCA Aventura Holdings, LLC	Ownership	51.000	UnitedHealth Group Incorporated	NO	
		00000	84-5191428				Avery Parent Holdings, Inc.	DE	NIA	OptumHealth Holdings, LLC	Ownership	100.000	UnitedHealth Group Incorporated	NO	
		00000	20-4057813				Aveta Inc.	DE	NIA	Collaborative Care Holdings, LLC	Ownership	100.000	UnitedHealth Group Incorporated	NO	
		00000	30-0842394				AxelaCare Intermediate Holdings, LLC	DE	NIA	OptumRx, Inc.	Ownership	100.000	UnitedHealth Group Incorporated	NO	
		00000	61-1708598				AxelaCare, LLC	DE	NIA	AxelaCare Intermediate Holdings, LLC	Ownership	100.000	UnitedHealth Group Incorporated	NO	
		00000	72-1097827				B.R.A.S.S. Partnership in Commendam	LA	NIA	Surgery Center Holding, LLC	Ownership	71.190	UnitedHealth Group Incorporated	NO	
		00000	98-1462787				Banmédica Colombia S.A.S.	COL	NIA	Banmédica Internacional SpA	Ownership	100.000	UnitedHealth Group Incorporated	NO	
		00000	98-1444151				Banmédica Internacional SpA	CHL	NIA	Saden S.A.	Ownership	1.000	UnitedHealth Group Incorporated	NO	
		00000	98-1444151				Banmédica Internacional SpA	CHL	NIA	Banmédica S.A.	Ownership	99.000	UnitedHealth Group Incorporated	NO	
		00000	98-1444127				Banmédica S.A.	CHL	NIA	Bordeaux Holding SpA	Ownership	99.390	UnitedHealth Group Incorporated	NO	
		00000	47-4504390				Beach Surgical Holdings III, LLC	CA	NIA	Surgicare of La Veta, Inc.	Ownership	61.730	UnitedHealth Group Incorporated	NO	
		00000	37-1708521				Beach Surgical Holdings LLC	CA	NIA	SCA Surgicare of Laguna Hills, LLC	Ownership	49.000	UnitedHealth Group Incorporated	NO	2
		00000	33-0645967				Beaver Medical Group, P.C.	CA	NIA	MH Physician Three Holdco, a Medical Corporation	Ownership	100.000	UnitedHealth Group Incorporated	NO	1
		00000	88-0267857				Behavioral Healthcare Options, Inc.	NV	NIA	Sierra Health Services, Inc.	Ownership	100.000	UnitedHealth Group Incorporated	NO	
		00000	04-3316367				Behavioral Solutions, P.C.	MA	NIA	Physician(s) Owned	Influence	0.000	UnitedHealth Group Incorporated	NO	1

STATEMENT AS OF MARCH 31, 2023 OF THE UnitedHealthcare of the Midlands, Inc.

SCHEDULE Y
PART 1A - DETAIL OF INSURANCE HOLDING COMPANY SYSTEM

1	2	3	4	5	6	7	8	9	10	11	12	13	14	15	16
Group Code	Group Name	NAIC Company Code	ID Number	Federal RSSD	CIK	Name of Securities Exchange if Publicly Traded (U.S. or International)	Names of Parent, Subsidiaries Or Affiliates	Domi-ciliary Location	Relation-ship to Reporting Entity	Directly Controlled by (Name of Entity/Person)	Type of Control (Ownership, Board, Management, Attorney-in-Fact, Influence, Other)	If Control is Ownership Provide Percentage	Ultimate Controlling Entity(ies)/Person(s)	Is an SCA Filing Re-quired? (Yes/No)	*
		00000	42-1485537				Benefit Administration for the Self Employed, L.L.C.	IA	NIA	HealthMarkets, LLC	Ownership	100.000	UnitedHealth Group Incorporated	NO	
		00000	46-1134506				Benefitter Insurance Solutions, Inc.	DE	NIA	HealthMarkets Insurance Agency, Inc.	Ownership	100.000	UnitedHealth Group Incorporated	NO	
		00000	22-2848531				Bergen-Passaic Cataract Laser and Surgery Center, LLC	DE	NIA	Virtua-SCA Holdings, LLC	Ownership	53.631	UnitedHealth Group Incorporated	NO	2
		00000	47-4349079				Better Health Value Network, LLC	WA	NIA	Physician(s) Owned	Influence	0.000	UnitedHealth Group Incorporated	NO	1
		00000	22-3858211				Bexar Imaging Center, LLC	TX	NIA	WellMed Networks, Inc.	Ownership	100.000	UnitedHealth Group Incorporated	NO	1
		00000	63-0984076				Birmingham Outpatient Surgery Center, Ltd.	AL	NIA	Birmingham Outpatient Surgical Center, LLC	Ownership	31.975	UnitedHealth Group Incorporated	NO	2
		00000	63-0847380				Birmingham Outpatient Surgical Center, LLC	DE	NIA	Surgery Center Holding, LLC	Ownership	100.000	UnitedHealth Group Incorporated	NO	
		00000	47-4758895				Bloomfield ASC, LLC	CT	NIA	SCA Bloomfield Holdings, LLC	Ownership	58.391	UnitedHealth Group Incorporated	NO	
		00000	62-1530122				Blue Ridge Day Surgery Center, L.P.	TN	NIA	Blue Ridge GP, LLC	Ownership	34.635	UnitedHealth Group Incorporated	NO	2
		00000	27-2241593				Blue Ridge GP, LLC	NC	NIA	SCA-Blue Ridge, LLC	Ownership	100.000	UnitedHealth Group Incorporated	NO	
		00000	65-0241934				Boca Raton Outpatient Surgery & Laser Center, LTD.	FL	NIA	Surgery Center of Boca Raton, Inc.	Ownership	24.000	UnitedHealth Group Incorporated	NO	2
		00000	46-4213826				Body Image Therapy Center Intensive LLC	MD	NIA	Refresh Mental Health, Inc.	Ownership	100.000	UnitedHealth Group Incorporated	NO	
		00000	98-1396690				Bordeaux (Barbados) Holdings I, SRL	BRB	NIA	FrontierMEDEX US, Inc.	Ownership	100.000	UnitedHealth Group Incorporated	NO	
		00000	98-1396559				Bordeaux (Barbados) Holdings II, SRL	BRB	NIA	Bordeaux (Barbados) Holdings I, SRL	Ownership	100.000	UnitedHealth Group Incorporated	NO	
		00000	98-1403634				Bordeaux (Barbados) Holdings III, S.r.l.	BRB	NIA	UHG Holdings UK IV Limited	Ownership	100.000	UnitedHealth Group Incorporated	NO	
		00000	98-1398490				Bordeaux Holding SpA	CHL	NIA	Aquitania Chilean Holding SpA	Ownership	100.000	UnitedHealth Group Incorporated	NO	
		00000	82-3147824				Bordeaux International Holdings, Inc.	DE	NIA	UnitedHealth Group Incorporated	Ownership	100.000	UnitedHealth Group Incorporated	NO	
		00000	98-1390574				Bordeaux UK Holdings I Limited	GBR	NIA	FrontierMEDEX US, Inc.	Ownership	96.705	UnitedHealth Group Incorporated	NO	
		00000	98-1390574				Bordeaux UK Holdings I Limited	GBR	NIA	Bordeaux International Holdings, Inc.	Ownership	3.295	UnitedHealth Group Incorporated	NO	
		00000	98-1391914				Bordeaux UK Holdings II Limited	GBR	NIA	Bordeaux UK Holdings I Limited	Ownership	100.000	UnitedHealth Group Incorporated	NO	
		00000	98-1389224				Bordeaux UK Holdings III Limited	GBR	NIA	Bordeaux UK Holdings II Limited	Ownership	100.000	UnitedHealth Group Incorporated	NO	
		00000	98-1112673				Bosque Medical Center Ltda.	BRA	NIA	Esho - Empresa de Serviços Hospitalares S.A.	Ownership	16.911	UnitedHealth Group Incorporated	NO	
		00000	98-1112673				Bosque Medical Center Ltda.	BRA	NIA	Amil Assistência Médica Internacional S.A.	Ownership	83.089	UnitedHealth Group Incorporated	NO	
		00000	20-2387834				Brandon Ambulatory Surgery Center, LC	FL	NIA	SC Affiliates, LLC	Ownership	3.120	UnitedHealth Group Incorporated	NO	
		00000	20-2387834				Brandon Ambulatory Surgery Center, LC	FL	NIA	Endoscopy Center Affiliates, Inc.	Ownership	1.000	UnitedHealth Group Incorporated	NO	
		00000	20-2387834				Brandon Ambulatory Surgery Center, LC	FL	NIA	SCA-Brandon, LLC	Ownership	95.880	UnitedHealth Group Incorporated	NO	
		00000	81-5146379				Brighter Financial, Inc.	DE	NIA	Optum Financial, Inc.	Ownership	100.000	UnitedHealth Group Incorporated	NO	
		00000	90-0884047				BriovaRx Infusion Services 102, LLC	DE	NIA	Optum Infusion Services 500, Inc.	Ownership	100.000	UnitedHealth Group Incorporated	NO	
		00000	11-3647935				BriovaRx of Florida, Inc.	DE	NIA	OptumRx PBM of Illinois, Inc.	Ownership	100.000	UnitedHealth Group Incorporated	NO	
		00000	01-0516051				BriovaRx of Maine, Inc.	ME	NIA	OptumRx PBM of Illinois, Inc.	Ownership	100.000	UnitedHealth Group Incorporated	NO	
		00000	27-3331130				BriovaRx of Massachusetts, LLC	MA	NIA	OptumRx PBM of Illinois, Inc.	Ownership	100.000	UnitedHealth Group Incorporated	NO	
		00000	20-1711131				California Medical Group Insurance Company, Risk Retention Group	AZ	NIA	OptumCare Management, LLC	Ownership	67.010	UnitedHealth Group Incorporated	NO	
		00000	81-0881243				California Spring Holdings, PC	CA	NIA	Physician(s) Owned	Influence	0.000	UnitedHealth Group Incorporated	NO	1
		00000	52-1597478				Camp Hill Ambulatory Centers	PA	NIA	Camp Hill-SCA Centers, LLC	Ownership	99.000	UnitedHealth Group Incorporated	NO	2
		00000	52-1597478				Camp Hill Ambulatory Centers	PA	NIA	Endoscopy Center Affiliates, Inc.	Ownership	1.000	UnitedHealth Group Incorporated	NO	2
		00000	52-1597484				Camp Hill-SCA Centers, LLC	DE	NIA	SC Affiliates, LLC	Ownership	100.000	UnitedHealth Group Incorporated	NO	
		00000	27-3955254				Capital City Medical Group, L.L.C.	LA	NIA	UnitedHealthcare, Inc.	Ownership	100.000	UnitedHealth Group Incorporated	NO	
		00000	14-1940881				Capstone Behavioral Health, Inc.	NE	NIA	Refresh Mental Health, Inc.	Ownership	100.000	UnitedHealth Group Incorporated	NO	
		00000	47-1130641				Carbondale Counseling Associates LLC	IL	NIA	Physician(s) Owned	Influence	0.000	UnitedHealth Group Incorporated	NO	1
0707	UnitedHealth Group Incorporated	12558	45-4976934				Care Improvement Plus of Texas Insurance Company	TX	IA	XLHealth Corporation	Ownership	100.000	UnitedHealth Group Incorporated	NO	

STATEMENT AS OF MARCH 31, 2023 OF THE UnitedHealthcare of the Midlands, Inc.

SCHEDULE Y
PART 1A - DETAIL OF INSURANCE HOLDING COMPANY SYSTEM

1	2	3	4	5	6	7	8	9	10	11	12	13	14	15	16
Group Code	Group Name	NAIC Company Code	ID Number	Federal RSSD	CIK	Name of Securities Exchange if Publicly Traded (U.S. or International)	Names of Parent, Subsidiaries Or Affiliates	Domiciliary Location	Relationship to Reporting Entity	Directly Controlled by (Name of Entity/Person)	Type of Control (Ownership, Board, Management, Attorney-in-Fact, Influence, Other)	If Control is Ownership Provide Percentage	Ultimate Controlling Entity(ies)/Person(s)	Is an SCA Filing Required? (Yes/No)	*
.0707	UnitedHealth Group Incorporated	12567	20-3888112				Care Improvement Plus South Central Insurance Company	NE	IA	XLHealth Corporation	Ownership	100.000	UnitedHealth Group Incorporated	NO	
.0707	UnitedHealth Group Incorporated	14041	27-5038136				Care Improvement Plus Wisconsin Insurance Company	WI	IA	XLHealth Corporation	Ownership	100.000	UnitedHealth Group Incorporated	NO	
		00000	83-0585009				Care Logistics, LLC	DE	NIA	Penzo Enterprises, LLC	Ownership	100.000	UnitedHealth Group Incorporated	NO	
		00000					CareMount Dental Member, LLC	DE	NIA	CareMount Health Solutions, LLC	Ownership	100.000	UnitedHealth Group Incorporated	NO	
		00000					CareMount Health Solutions ACO, LLC	NY	NIA	Optum Medical Care, P.C.	Ownership	100.000	UnitedHealth Group Incorporated	NO	1
		00000	83-3555743				CareMount Health Solutions Employer, LLC	DE	NIA	CareMount Holding, LLC	Ownership	1.000	UnitedHealth Group Incorporated	NO	
		00000	83-3555743				CareMount Health Solutions Employer, LLC	DE	NIA	CareMount Health Solutions, LLC	Ownership	99.000	UnitedHealth Group Incorporated	NO	
		00000	38-4103290				CareMount Health Solutions, LLC	DE	NIA	Collaborative Care Holdings, LLC	Ownership	100.000	UnitedHealth Group Incorporated	NO	
		00000	82-1419537				CareMount Holding, LLC	NY	NIA	CareMount Health Solutions, LLC	Ownership	100.000	UnitedHealth Group Incorporated	NO	
		00000	84-3894124				CareMount Value Partners IPA, LLC	NY	NIA	CareMount Health Solutions, LLC	Ownership	100.000	UnitedHealth Group Incorporated	NO	
		00000	56-1780933				Carolina Behavioral Care, P.A.	NC	NIA	Physician(s) Owned	Influence	0.000	UnitedHealth Group Incorporated	NO	1
		00000	52-2072546				Carroll Counseling Center LLC	MD	NIA	Physician(s) Owned	Influence	0.000	UnitedHealth Group Incorporated	NO	1
		00000	98-1328471				Casa de Saúde Santa Therezinha Ltda.	BRA	NIA	S.A. - Empresa de Serviços Hospitalares	Ownership	0.000	UnitedHealth Group Incorporated	NO	
		00000	98-1328471				Casa de Saúde Santa Therezinha Ltda.	BRA	NIA	Hospital Alvorada Taguatinga Ltda.	Ownership	100.000	UnitedHealth Group Incorporated	NO	
		00000	81-3020487				Castle Hills Surgicare, LLC	TX	NIA	Surgical Care Affiliates, LLC	Influence	0.000	UnitedHealth Group Incorporated	NO	
		00000	82-5207935				Castle Rock SurgiCenter, LLC	CO	NIA	SCA-Castle Rock, LLC	Ownership	51.000	UnitedHealth Group Incorporated	NO	
		00000	82-5207935				Castle Rock SurgiCenter, LLC	CO	NIA	SC Affiliates, LLC	Ownership	0.955	UnitedHealth Group Incorporated	NO	
		00000	20-5807941				Catalyst360, LLC	DE	NIA	Optum Services, Inc.	Ownership	100.000	UnitedHealth Group Incorporated	NO	
		00000	98-1069737				Catamaran S.á.r.l.	LUX	NIA	UnitedHealthcare International II S.á.r.l.	Ownership	100.000	UnitedHealth Group Incorporated	NO	
		00000	82-1715584				CCEC Anesthesia Management, LLC	TX	NIA	Corpus Christi Endoscopy Center, L.L.P.	Ownership	100.000	UnitedHealth Group Incorporated	NO	2
		00000					CDC Holdings Colombia S.A.S.	COL	NIA	Bordeaux UK Holdings II Limited	Ownership	100.000	UnitedHealth Group Incorporated	NO	
		00000	85-3868373				Cedar Park JV Partners, LLC	TX	NIA	SCA Cedar Park Holdings, LLC	Ownership	43.700	UnitedHealth Group Incorporated	NO	2
		00000	27-2533497				Cedar Park Surgery Center, LLC	TX	NIA	Cedar Park JV Partners, LLC	Ownership	35.500	UnitedHealth Group Incorporated	NO	2
		00000	27-2533497				Cedar Park Surgery Center, LLC	TX	NIA	SCA Cedar Park Holdings, LLC	Ownership	19.660	UnitedHealth Group Incorporated	NO	2
		00000	98-1111491				Cemed Care - Empresa de Atendimento Clínico Geral Ltda.	BRA	NIA	Amil Assistência Médica Internacional S.A.	Ownership	100.000	UnitedHealth Group Incorporated	NO	
		00000	98-1111491				Cemed Care - Empresa de Atendimento Clínico Geral Ltda.	BRA	NIA	Esho - Empresa de Serviços Hospitalares S.A.	Ownership	0.000	UnitedHealth Group Incorporated	NO	
		00000					Center for Quality Improvement, LLC	DE	NIA	OptumRx Holdings, LLC	Ownership	100.000	UnitedHealth Group Incorporated	NO	
		00000	85-3324771				Center for Restorative Surgery at Maple Grove, LLC	MN	NIA	SCA Maple Grove Holdings, LLC	Ownership	55.381	UnitedHealth Group Incorporated	NO	2
		00000	33-0483510				Centers for Family Medicine, GP	CA	NIA	MH Physician Three Holdco, a Medical Corporation	Ownership	99.000	UnitedHealth Group Incorporated	NO	1
		00000					CentrifyHealth, LLC	DE	NIA	UnitedHealth Group Incorporated	Ownership	100.000	UnitedHealth Group Incorporated	NO	
		00000					Centro de Entrenamiento Capacitación en Reanimación SpA	CHL	NIA	Clínica Dávila y Servicios Médicos S.p.A.	Ownership	99.000	UnitedHealth Group Incorporated	NO	
		00000					Centro de Entrenamiento Capacitación en Reanimación SpA	CHL	NIA	Servicios Integrados de Salud Ltda.	Ownership	1.000	UnitedHealth Group Incorporated	NO	
		00000	98-1450490				Centro de Servicios Compartidos Banmédica SpA	CHL	NIA	Constructora Inmobiliaria Magapoq S.A.	Ownership	0.100	UnitedHealth Group Incorporated	NO	
		00000	98-1450490				Centro de Servicios Compartidos Banmédica SpA	CHL	NIA	Banmédica S.A.	Ownership	99.900	UnitedHealth Group Incorporated	NO	
		00000					Centro Médico Hospitalar Pitangueiras Ltda.	BRA	NIA	Hospital Alvorada Taguatinga Ltda.	Ownership	0.000	UnitedHealth Group Incorporated	NO	
		00000					Centro Médico Hospitalar Pitangueiras Ltda.	BRA	NIA	Esho - Empresa de Serviços Hospitalares S.A.	Ownership	100.000	UnitedHealth Group Incorporated	NO	
		00000	98-1457197				Centro Odontológico Americano S.A.C.	PER	NIA	Pacífico S.A. Entidad Prestadora de Salud	Ownership	80.000	UnitedHealth Group Incorporated	NO	
		00000	98-1451635				Centromed Quilpué S.A.	CHL	NIA	Administradora Médica Centromed S.A.	Ownership	93.450	UnitedHealth Group Incorporated	NO	

STATEMENT AS OF MARCH 31, 2023 OF THE UnitedHealthcare of the Midlands, Inc.

SCHEDULE Y
PART 1A - DETAIL OF INSURANCE HOLDING COMPANY SYSTEM

1	2	3	4	5	6	7	8	9	10	11	12	13	14	15	16
Group Code	Group Name	NAIC Company Code	ID Number	Federal RSSD	CIK	Name of Securities Exchange if Publicly Traded (U.S. or International)	Names of Parent, Subsidiaries Or Affiliates	Domiciliary Location	Relationship to Reporting Entity	Directly Controlled by (Name of Entity/Person)	Type of Control (Ownership, Board, Management, Attorney-in-Fact, Influence, Other)	If Control is Ownership Provide Percentage	Ultimate Controlling Entity(ies)/Person(s)	Is an SCA Filing Required? (Yes/No)	*
0707	UnitedHealth Group Incorporated	00000					Centros Médicos y Dentales Multimed Ltda.CHL.....	..NIA.....	Clínica Dávila y Servicios Médicos S.p.A.	Ownership.....	0.010	UnitedHealth Group Incorporated	NO	
		00000					Centros Médicos y Dentales Multimed Ltda.CHL.....	..NIA.....	Omesa SpA	Ownership.....	99.990	UnitedHealth Group Incorporated	NO	
		42765	42-1194107				Centurion Casualty Company	..NE.....	..IA.....	Specialty Benefits, LLC	Ownership.....	100.000	UnitedHealth Group Incorporated	NO	
		00000	82-2038975				Chalfont HoldCo, LLC	..PA.....	..NIA.....	Physicians Endoscopy, L.L.C.	Ownership.....	100.000	UnitedHealth Group Incorporated	NO	
		00000	81-2173507				Change Encircle, LLC	..DE.....	..NIA.....	Change Healthcare Solutions, LLC	Ownership.....	100.000	UnitedHealth Group Incorporated	NO	
		00000	46-0809500				Change Healthcare Advocates, LLC	..DE.....	..NIA.....	Change Healthcare Resources LLC	Ownership.....	100.000	UnitedHealth Group Incorporated	NO	
		00000	20-2058917				Change Healthcare Business Fulfillment, LLC	..DE.....	..NIA.....	Change Healthcare Operations, LLC	Ownership.....	100.000	UnitedHealth Group Incorporated	NO	
		00000	20-5716738				Change Healthcare Canada Company	..CAN.....	..NIA.....	Change Healthcare Ireland Limited	Ownership.....	100.000	UnitedHealth Group Incorporated	NO	
		00000	16-1744317				Change Healthcare Communications, LLC	..DE.....	..NIA.....	Change Healthcare Solutions, LLC	Ownership.....	100.000	UnitedHealth Group Incorporated	NO	
		00000	26-1147719				Change Healthcare Correspondence Services, Inc.	..TX.....	..NIA.....	Change Healthcare Operations, LLC	Ownership.....	100.000	UnitedHealth Group Incorporated	NO	
		00000	30-0955587				Change Healthcare Engagement Solutions, Inc.	..DE.....	..NIA.....	Change Healthcare Solutions, LLC	Ownership.....	100.000	UnitedHealth Group Incorporated	NO	
		00000	32-0515867				Change Healthcare eRx Canada, Inc.	..CAN.....	..NIA.....	Change Healthcare Solutions, LLC	Ownership.....	100.000	UnitedHealth Group Incorporated	NO	
		00000	45-4274703				Change Healthcare Finance, Inc.	..DE.....	..NIA.....	Change Healthcare Holdings, LLC	Ownership.....	100.000	UnitedHealth Group Incorporated	NO	
		00000	92-1410925				Change Healthcare HealthQx, LLC	..PA.....	..NIA.....	Change Healthcare Technologies, LLC	Ownership.....	100.000	UnitedHealth Group Incorporated	NO	
		00000	92-1410925				Change Healthcare Holdco, Inc.	..DE.....	..NIA.....	PF2 IP LLC	Ownership.....	0.300	UnitedHealth Group Incorporated	NO	
		00000	92-1410925				Change Healthcare Holdco, Inc.	..DE.....	..NIA.....	Change Healthcare Inc.	Ownership.....	69.300	UnitedHealth Group Incorporated	NO	
		00000	92-1410925				Change Healthcare Holdco, Inc.	..DE.....	..NIA.....	PF2 PST Services LLC	Ownership.....	30.400	UnitedHealth Group Incorporated	NO	
		00000	20-5799664				Change Healthcare Holdings, Inc.	..DE.....	..NIA.....	Change Healthcare Intermediate Holdings, Inc.	Ownership.....	100.000	UnitedHealth Group Incorporated	NO	
		00000	30-0955587				Change Healthcare Holdings, LLC	..DE.....	..NIA.....	Change Healthcare Intermediate Holdings, LLC	Ownership.....	100.000	UnitedHealth Group Incorporated	NO	
		00000	82-2152098				Change Healthcare Imaging Australia Pty Limited	..AUS.....	..NIA.....	Change Healthcare Solutions, LLC	Ownership.....	100.000	UnitedHealth Group Incorporated	NO	
		00000	98-1507218				Change Healthcare Inc.	..DE.....	..NIA.....	UnitedHealth Group Incorporated	Ownership.....	100.000	UnitedHealth Group Incorporated	NO	
		00000	45-3637667				Change Healthcare Innovation Israel Ltd.	..ISR.....	..NIA.....	Change Healthcare Technology Enabled Services, LLC	Ownership.....	100.000	UnitedHealth Group Incorporated	NO	
		00000	38-4016792				Change Healthcare Intermediate Holdings, Inc.	..DE.....	..NIA.....	Change Healthcare Performance, Inc.	Ownership.....	100.000	UnitedHealth Group Incorporated	NO	
		00000	98-0498566				Change Healthcare Intermediate Holdings, LLC	..DE.....	..NIA.....	Change Healthcare LLC	Ownership.....	100.000	UnitedHealth Group Incorporated	NO	
		00000	81-3611560				Change Healthcare Ireland Limited	..IRL.....	..NIA.....	Change Healthcare Solutions, LLC	Ownership.....	100.000	UnitedHealth Group Incorporated	NO	
		00000	20-5731067				Change Healthcare Ireland Solutions Limited	..IRL.....	..NIA.....	Change Healthcare Ireland Limited	Ownership.....	100.000	UnitedHealth Group Incorporated	NO	
		00000	26-3014624				Change Healthcare Israel Ltd.	..ISR.....	..NIA.....	Change Healthcare Ireland Limited	Ownership.....	100.000	UnitedHealth Group Incorporated	NO	
		00000	45-3637794				Change Healthcare LLC	..DE.....	..NIA.....	Change Healthcare Holdco, Inc.	Ownership.....	100.000	UnitedHealth Group Incorporated	NO	
		00000	01-0475134				Change Healthcare Operations, LLC	..DE.....	..NIA.....	Change Healthcare Holdings, Inc.	Ownership.....	100.000	UnitedHealth Group Incorporated	NO	
		00000	51-0370121				Change Healthcare Payer Payment Integrity, LLC	..DE.....	..NIA.....	Change Healthcare Solutions, LLC	Ownership.....	100.000	UnitedHealth Group Incorporated	NO	
		00000	23-2939843				Change Healthcare Performance, Inc.	..DE.....	..NIA.....	Change Healthcare Holdings, LLC	Ownership.....	100.000	UnitedHealth Group Incorporated	NO	
		00000	23-2939847				Change Healthcare Pharmacy Solutions, Inc.	..ME.....	..NIA.....	Change Healthcare Solutions, LLC	Ownership.....	100.000	UnitedHealth Group Incorporated	NO	
		00000	27-1463418				Change Healthcare Philippines, Inc.	..PHL.....	..NIA.....	Change Healthcare Resources Holdings, Inc.	Ownership.....	100.000	UnitedHealth Group Incorporated	NO	
		00000	27-4334265				Change Healthcare Practice Management Solutions Group, Inc.	..DE.....	..NIA.....	Change Healthcare Holdings, Inc.	Ownership.....	100.000	UnitedHealth Group Incorporated	NO	
		00000					Change Healthcare Practice Management Solutions Investments, Inc.	..DE.....	..NIA.....	Change Healthcare Practice Management Solutions Group, Inc.	Ownership.....	100.000	UnitedHealth Group Incorporated	NO	
		00000					Change Healthcare Practice Management Solutions, Inc.	..DE.....	..NIA.....	Change Healthcare Practice Management Solutions Group, Inc.	Ownership.....	100.000	UnitedHealth Group Incorporated	NO	
		00000					Change Healthcare Puerto Rico, LLC	..DE.....	..NIA.....	Change Healthcare Resources LLC	Ownership.....	100.000	UnitedHealth Group Incorporated	NO	
		00000					Change Healthcare Resources Holdings, Inc.	..DE.....	..NIA.....	Change Healthcare Solutions, LLC	Ownership.....	100.000	UnitedHealth Group Incorporated	NO	

STATEMENT AS OF MARCH 31, 2023 OF THE UnitedHealthcare of the Midlands, Inc.

SCHEDULE Y
PART 1A - DETAIL OF INSURANCE HOLDING COMPANY SYSTEM

1	2	3	4	5	6	7	8	9	10	11	12	13	14	15	16
Group Code	Group Name	NAIC Company Code	ID Number	Federal RSSD	CIK	Name of Securities Exchange if Publicly Traded (U.S. or International)	Names of Parent, Subsidiaries Or Affiliates	Domi-ciliary Location	Relation-ship to Reporting Entity	Directly Controlled by (Name of Entity/Person)	Type of Control (Ownership, Board, Management, Attorney-in-Fact, Influence, Other)	If Control is Ownership Provide Percentage	Ultimate Controlling Entity(ies)/Person(s)	Is an SCA Filing Re-quired? (Yes/No)	*
		00000	38-4120853				Change Healthcare Resources IPA, LLC	DE	NIA	Change Healthcare Resources LLC	Ownership	100.000	UnitedHealth Group Incorporated	NO	
		00000	27-2872345				Change Healthcare Resources LLC	DE	NIA	Change Healthcare Resources Holdings, Inc.	Ownership	100.000	UnitedHealth Group Incorporated	NO	
		00000	20-5716594				Change Healthcare Solutions, LLC	DE	NIA	Change Healthcare Operations, LLC	Ownership	100.000	UnitedHealth Group Incorporated	NO	
		00000	58-1651222				Change Healthcare Technologies, LLC	DE	NIA	Change Healthcare Holdings, LLC	Ownership	100.000	UnitedHealth Group Incorporated	NO	
		00000	58-1953146				Change Healthcare Technology Enabled Services, LLC	GA	NIA	Change Healthcare Holdings, LLC	Ownership	100.000	UnitedHealth Group Incorporated	NO	
		00000	98-1141129				Change Healthcare UK Holdings Limited	GBR	NIA	Change Healthcare Ireland Limited	Ownership	100.000	UnitedHealth Group Incorporated	NO	
		00000	46-1454664				Channel Islands Surgicenter Properties, LLC	DE	NIA	SCA Holding Company, Inc.	Ownership	62.743	UnitedHealth Group Incorporated	NO	
		00000	58-1709761				Charleston Surgery Center Limited Partnership	SC	NIA	SCA-Charleston, LLC	Ownership	25.955	UnitedHealth Group Incorporated	NO	2
		00000	56-1449531				Charlotte Surgery Center, LLC	NC	NIA	Charlotte-SC, LLC	Ownership	10.779	UnitedHealth Group Incorporated	NO	2
		00000	62-1262567				Charlotte-SC, LLC	DE	NIA	SC Affiliates, LLC	Ownership	100.000	UnitedHealth Group Incorporated	NO	
		00000	82-4075002				Chatham Orthopaedic ASC, LLC	GA	NIA	SCA-Chatham, LLC	Ownership	15.000	UnitedHealth Group Incorporated	NO	2
		00000	26-2389638				Childrens Surgery Center LLC	FL	NIA	SCA-Central Florida, LLC	Ownership	51.000	UnitedHealth Group Incorporated	NO	2
		00000	26-4651320				Christopher Stalberg, M.D., PLLC	AZ	NIA	Physician United PLLC	Ownership	100.000	UnitedHealth Group Incorporated	NO	1
		00000	87-2440218				Cielo House, Inc.	CA	NIA	Physician(s) Owned	Influence	0.000	UnitedHealth Group Incorporated	NO	1
		00000	62-1510209				Citrus Regional Surgery Center, L.P.	TN	NIA	SCA-Citrus, LLC	Ownership	57.000	UnitedHealth Group Incorporated	NO	
		00000	27-0204579				Claims Management Systems, Inc.	FL	NIA	Solstice Benefits, Inc.	Ownership	100.000	UnitedHealth Group Incorporated	NO	
		00000	27-1374374				Clear Health Strategies, LLC	FL	NIA	Cruise DE, Inc.	Ownership	100.000	UnitedHealth Group Incorporated	NO	
		00000	20-3742012				Cleburne Surgical Center, LLC	TX	NIA	Surgical Care Affiliates, LLC	Influence	0.000	UnitedHealth Group Incorporated	NO	
		00000	98-1459640				Clínica Alameda SpA	CHL	NIA	Vida Integra S.p.A.	Ownership	99.800	UnitedHealth Group Incorporated	NO	
		00000	98-1459640				Clínica Alameda SpA	CHL	NIA	Saden S.A.	Ownership	0.200	UnitedHealth Group Incorporated	NO	
		00000	98-1443171				Clínica Bio Bio SpA	CHL	NIA	Banmédica S.A.	Ownership	0.000	UnitedHealth Group Incorporated	NO	
		00000	98-1443171				Clínica Bio Bio SpA	CHL	NIA	Inversiones Clínicas Santa María SpA	Ownership	100.000	UnitedHealth Group Incorporated	NO	
		00000	98-1442191				Clínica Ciudad del Mar S.A.	CHL	NIA	Inversiones Clínicas Santa María SpA	Ownership	100.000	UnitedHealth Group Incorporated	NO	
		00000	98-1442191				Clínica Ciudad del Mar S.A.	CHL	NIA	Banmédica S.A.	Ownership	0.000	UnitedHealth Group Incorporated	NO	
		00000	98-1446132				Clínica Dávila y Servicios Médicos S.p.A.	CHL	NIA	Banmédica S.A.	Ownership	99.998	UnitedHealth Group Incorporated	NO	
		00000	98-1446132				Clínica Dávila y Servicios Médicos S.p.A.	CHL	NIA	Clínica Santa María S.p.A.	Ownership	0.002	UnitedHealth Group Incorporated	NO	
		00000	98-1462343				Clínica San Felipe S.A.	PER	NIA	Pacífico S.A. Entidad Prestadora de Salud	Ownership	94.063	UnitedHealth Group Incorporated	NO	
		00000	98-1455936				Clínica Sánchez Ferrer S.A.	PER	NIA	Pacífico S.A. Entidad Prestadora de Salud	Ownership	100.000	UnitedHealth Group Incorporated	NO	
		00000	98-1442754				Clínica Santa María S.p.A.	CHL	NIA	Banmédica S.A.	Ownership	99.510	UnitedHealth Group Incorporated	NO	
		00000	98-1442745				Clínica Vespucio S.A.	CHL	NIA	Banmédica S.A.	Ownership	0.000	UnitedHealth Group Incorporated	NO	
		00000	98-1442745				Clínica Vespucio S.A.	CHL	NIA	Inversiones Clínicas Santa María SpA	Ownership	100.000	UnitedHealth Group Incorporated	NO	
		00000	46-2879718				Clinical Partners of Colorado Springs, LLC	CO	NIA	OptumCare Colorado, LLC	Ownership	50.000	UnitedHealth Group Incorporated	NO	
		00000	20-2236024				Clinton Partners, LLC	MI	NIA	HFHS-SCA Holdings, LLC	Ownership	52.800	UnitedHealth Group Incorporated	NO	2
		00000	98-1337968				CMO - Centro Médico de Oftalmología S/S Ltda.	BRA	NIA	Lotten-Eyes Oftalmologia Clinica e Cirurgica Ltda.	Ownership	1.000	UnitedHealth Group Incorporated	NO	
		00000	98-1337968				CMO - Centro Médico de Oftalmología S/S Ltda.	BRA	NIA	Hospital Alvorada Taguatinga Ltda.	Ownership	99.000	UnitedHealth Group Incorporated	NO	
		00000	98-1277015				CMS - Central de Manipulação e Serviços Farmacêuticos Ltda.	BRA	NIA	Esho - Empresa de Serviços Hospitalares S.A.	Ownership	0.010	UnitedHealth Group Incorporated	NO	
		00000	98-1277015				CMS - Central de Manipulação e Serviços Farmacêuticos Ltda.	BRA	NIA	COI - Clínicas Oncológicas Integradas S.A.	Ownership	99.990	UnitedHealth Group Incorporated	NO	
		00000	27-1193028				Coalition for Advanced Pharmacy Services, Inc.	DE	NIA	Optum Hospice Pharmacy Services, LLC	Ownership	1.277	UnitedHealth Group Incorporated	NO	
		00000	27-1193028				Coalition for Advanced Pharmacy Services, Inc.	DE	NIA	OptumRx Home Delivery of Ohio, LLC	Ownership	0.116	UnitedHealth Group Incorporated	NO	

STATEMENT AS OF MARCH 31, 2023 OF THE UnitedHealthcare of the Midlands, Inc.

SCHEDULE Y
PART 1A - DETAIL OF INSURANCE HOLDING COMPANY SYSTEM

1	2	3	4	5	6	7	8	9	10	11	12	13	14	15	16
Group Code	Group Name	NAIC Company Code	ID Number	Federal RSSD	CIK	Name of Securities Exchange if Publicly Traded (U.S. or International)	Names of Parent, Subsidiaries Or Affiliates	Domiciliary Location	Relationship to Reporting Entity	Directly Controlled by (Name of Entity/Person)	Type of Control (Ownership, Board, Management, Attorney-in-Fact, Influence, Other)	If Control is Ownership Provide Percentage	Ultimate Controlling Entity(ies)/Person(s)	Is an SCA Filing Required? (Yes/No)	*
		00000	27-1193028				Coalition for Advanced Pharmacy Services, Inc.	DE	NIA	OptumRx PBM of Maryland, LLC	Ownership	5.341	UnitedHealth Group Incorporated	NO	
		00000	27-1193028				Coalition for Advanced Pharmacy Services, Inc.	DE	NIA	OptumRx Health Solutions, LLC	Ownership	93.266	UnitedHealth Group Incorporated	NO	
		00000	54-1565761				Coastal Counseling Center, Inc.	VA	NIA	Refresh Mental Health, Inc.	Ownership	100.000	UnitedHealth Group Incorporated	NO	
		00000	98-1444067				Cobranzas Barmédica SpA	CHL	NIA	Saden S.A.	Ownership	0.000	UnitedHealth Group Incorporated	NO	
		00000	98-1444067				Cobranzas Barmédica SpA	CHL	NIA	Barmédica S.A.	Ownership	100.000	UnitedHealth Group Incorporated	NO	
		00000	20-3056794				Cognitive-Behavioral Therapy Center of Western North Carolina, P.A.	NC	NIA	Physician(s) Owned	Influence	0.000	UnitedHealth Group Incorporated	NO	1
		00000	98-1276040				COI - Clínicas Oncológicas Integradas S.A.	BRA	NIA	Esho - Empresa de Serviços Hospitalares S.A.	Ownership	100.000	UnitedHealth Group Incorporated	NO	
		00000	27-2337616				Collaborative Care Holdings, LLC	DE	NIA	OptumHealth Holdings, LLC	Ownership	100.000	UnitedHealth Group Incorporated	NO	
		00000	27-2337487				Collaborative Care Services, Inc.	DE	NIA	Collaborative Care Holdings, LLC	Ownership	100.000	UnitedHealth Group Incorporated	NO	
		00000	45-2614005				Collaborative Realty, LLC	NY	NIA	Collaborative Care Holdings, LLC	Ownership	100.000	UnitedHealth Group Incorporated	NO	
		00000					Colmedica Medicina Prepagada S.A.	COL	NIA	Constructora Inmobiliaria Magapoq S.A.	Ownership	0.000	UnitedHealth Group Incorporated	NO	
		00000					Colmedica Medicina Prepagada S.A.	COL	NIA	Barmédica S.A.	Ownership	76.270	UnitedHealth Group Incorporated	NO	
		00000	02-0626080				Colonial Family Practice, L.L.C.	SC	NIA	Robert B. McBeath, M.D. III, P.C.	Ownership	100.000	UnitedHealth Group Incorporated	NO	1
		00000	83-1529015				Colonial Outpatient Surgery Center, LLC	FL	NIA	SC Affiliates, LLC	Ownership	17.000	UnitedHealth Group Incorporated	NO	
		00000	83-1529015				Colonial Outpatient Surgery Center, LLC	FL	NIA	SCA-Colonial Partners, LLC	Ownership	51.000	UnitedHealth Group Incorporated	NO	
		00000	61-1870845				Colonial Practice Management, LLC	DE	NIA	Collaborative Care Holdings, LLC	Ownership	100.000	UnitedHealth Group Incorporated	NO	
		00000					Colorado Innovative Physician Solutions, Inc.	CO	NIA	OptumCare Colorado, LLC	Ownership	100.000	UnitedHealth Group Incorporated	NO	
		00000	84-1160450				Colorado Springs Surgery Center, Ltd.	CO	NIA	SCA-Colorado Springs, LLC	Ownership	95.000	UnitedHealth Group Incorporated	NO	
		00000	52-2052733				Columbia Counseling Center P.A.	MD	NIA	Physician(s) Owned	Influence	0.000	UnitedHealth Group Incorporated	NO	1
		00000	11-3647007				Comfort Care Transportation, LLC	TX	NIA	WellMed Medical Management, Inc.	Ownership	100.000	UnitedHealth Group Incorporated	NO	
		00000	32-0551188				Connect Medical, P.C.	NY	NIA	Physician(s) Owned	Influence	0.000	UnitedHealth Group Incorporated	NO	1
		00000	06-1592173				Connecticut Surgery Center, Limited Partnership	CT	NIA	Surgical Care Affiliates, LLC	Ownership	1.637	UnitedHealth Group Incorporated	NO	
		00000	06-1592173				Connecticut Surgery Center, Limited Partnership	CT	NIA	Connecticut Surgical Center, LLC	Ownership	51.000	UnitedHealth Group Incorporated	NO	
		00000	26-1313646				Connecticut Surgery Properties, LLC	DE	NIA	SC Affiliates, LLC	Ownership	100.000	UnitedHealth Group Incorporated	NO	
		00000	06-1156342				Connecticut Surgical Center, LLC	DE	NIA	Surgical Care Affiliates, LLC	Ownership	56.862	UnitedHealth Group Incorporated	NO	
		00000	46-0891463				ConnectYourCare, Inc.	DE	NIA	Optum Financial, Inc.	Ownership	100.000	UnitedHealth Group Incorporated	NO	
		00000	26-1274092				ConnectYourCare, LLC	MD	NIA	ConnectYourCare, Inc.	Ownership	100.000	UnitedHealth Group Incorporated	NO	
		00000	98-1448720				Constructora Inmobiliaria Magapoq S.A.	CHL	NIA	Inmobiliaria Apoquindo 3600 Ltda.	Ownership	0.100	UnitedHealth Group Incorporated	NO	
		00000	98-1448720				Constructora Inmobiliaria Magapoq S.A.	CHL	NIA	Barmédica S.A.	Ownership	99.900	UnitedHealth Group Incorporated	NO	
		00000	20-0231080				Consumer Wellness Solutions, LLC	DE	NIA	RVO Health, LLC	Ownership	100.000	UnitedHealth Group Incorporated	NO	
		00000	87-1134519				Cornerstone Surgery Center, LLC	FL	NIA	SC Affiliates, LLC	Ownership	100.000	UnitedHealth Group Incorporated	NO	
		00000	20-2595593				Corpus Christi Endoscopy Center, L.L.P.	TX	NIA	SCA Pacific Holdings, Inc.	Ownership	18.500	UnitedHealth Group Incorporated	NO	2
		00000					Country Scan Ltda.	COL	NIA	Patrimonio Autónomo Nueva Clínica	Ownership	51.800	UnitedHealth Group Incorporated	NO	
		00000	75-2862780				Cross Timbers Surgery Center, LLC	TX	NIA	Surgical Care Affiliates, LLC	Influence	0.000	UnitedHealth Group Incorporated	NO	
		00000	92-2036777				Cruise DE, Inc.	DE	NIA	United HealthCare Services, Inc.	Ownership	10.000	UnitedHealth Group Incorporated	NO	
		00000	27-0476822				Crystal Run Ambulatory Surgery Center of Middletown, LLC	NY	NIA	Physician(s) Owned	Influence	0.000	UnitedHealth Group Incorporated	NO	1
		00000	45-2821606				Crystal Run Healthcare ACO, LLC	NY	NIA	Collaborative Care Holdings, LLC	Ownership	100.000	UnitedHealth Group Incorporated	NO	
		00000	13-3843560				Crystal Run Healthcare Physicians LLP	NY	NIA	Physician(s) Owned	Influence	0.000	UnitedHealth Group Incorporated	NO	1
		00000	46-0892530				Crystal Run Transformation Services, LLC	NY	NIA	Collaborative Care Holdings, LLC	Ownership	100.000	UnitedHealth Group Incorporated	NO	
		00000	26-0080565				Cypress Care, Inc.	DE	NIA	Healthcare Solutions, Inc.	Ownership	100.000	UnitedHealth Group Incorporated	NO	
		00000	63-1263704				Danbury Surgical Center, L.P.	GA	NIA	SunSurgery, LLC	Ownership	2.189	UnitedHealth Group Incorporated	NO	2
		00000	63-1263704				Danbury Surgical Center, L.P.	GA	NIA	SCA Danbury Surgical Center, LLC	Ownership	32.647	UnitedHealth Group Incorporated	NO	2

STATEMENT AS OF MARCH 31, 2023 OF THE UnitedHealthcare of the Midlands, Inc.

SCHEDULE Y
PART 1A - DETAIL OF INSURANCE HOLDING COMPANY SYSTEM

1	2	3	4	5	6	7	8	9	10	11	12	13	14	15	16
Group Code	Group Name	NAIC Company Code	ID Number	Federal RSSD	CIK	Name of Securities Exchange if Publicly Traded (U.S. or International)	Names of Parent, Subsidiaries Or Affiliates	Domi-ciliary Location	Relation-ship to Reporting Entity	Directly Controlled by (Name of Entity/Person)	Type of Control (Ownership, Board, Management, Attorney-in-Fact, Influence, Other)	If Control is Ownership Provide Percentage	Ultimate Controlling Entity(ies)/Person(s)	Is an SCA Filing Re-quired? (Yes/No)	*
		00000	63-1230900				Database Solutions II, LLC	DE	NIA	AccuReg Holdings, LLC	Ownership	100.000	UnitedHealth Group Incorporated	NO	
		00000	41-1879063				David C. Anderholm, M.D., P.A.	MD	NIA	Physician(s) Owned	Influence	0.000	UnitedHealth Group Incorporated	NO	1
		00000	81-5101448				David Moen, M.D. P.C.	NY	NIA	Physician(s) Owned	Influence	0.000	UnitedHealth Group Incorporated	NO	1
		00000	45-2380022				David R. Ferrell, M.D., P.C.	NV	NIA	Physician(s) Owned	Influence	0.000	UnitedHealth Group Incorporated	NO	1
		00000	11-2811353				Day-OP Center Of Long Island Inc.	NY	NIA	Physician(s) Owned	Influence	0.000	UnitedHealth Group Incorporated	NO	1
		00000	75-2790863				Day-Op Surgery Consulting Company, LLC	DE	NIA	ProHEALTH Medical Management, LLC	Ownership	100.000	UnitedHealth Group Incorporated	NO	
		00000	83-1396214				Daybreak Real Estate, LLC	TN	NIA	Refresh Mental Health, Inc.	Ownership	100.000	UnitedHealth Group Incorporated	NO	
		00000	52-1811176				DBP Services of New York IPA, Inc.	NY	NIA	Dental Benefit Providers, Inc.	Ownership	100.000	UnitedHealth Group Incorporated	NO	
		00000	47-3322541				DBT and EMDR Specialists, P.A.	MD	NIA	Physician(s) Owned	Influence	0.000	UnitedHealth Group Incorporated	NO	1
		00000	51-0401940				Delaware Surgery Center, LLC	DE	NIA	Virtua-SCA Holdings II, LLC	Ownership	57.570	UnitedHealth Group Incorporated	NO	
		00000	52-1452809				Dental Benefit Providers of California, Inc.	CA	IA	Dental Benefit Providers, Inc.	Ownership	100.000	UnitedHealth Group Incorporated	NO	
		00000	41-2014834				Dental Benefit Providers, Inc.	DE	NIA	United HealthCare Services, Inc.	Ownership	100.000	UnitedHealth Group Incorporated	NO	
		00000	47-0926556				Denton Endoscopy Surgery Center, LLC	TX	NIA	Surgical Care Affiliates, LLC	Influence	0.000	UnitedHealth Group Incorporated	NO	
		00000	82-1436601				Derry Surgical Center, LLC	NH	NIA	SCA-Derry, LLC	Ownership	72.000	UnitedHealth Group Incorporated	NO	
		00000	98-1460401				Diagnóstico Ecotomográfico Centromed Ltda.	CHL	NIA	Administradora Médica Centromed S.A.	Ownership	50.000	UnitedHealth Group Incorporated	NO	
		00000	98-1460347				Dianóstico por Imágenes Centromed Ltda.	CHL	NIA	Centromed Quilpué S.A.	Ownership	6.660	UnitedHealth Group Incorporated	NO	
		00000	98-1460347				Dianóstico por Imágenes Centromed Ltda.	CHL	NIA	Administradora Médica Centromed S.A.	Ownership	93.340	UnitedHealth Group Incorporated	NO	
		00000	33-0292435				Digestive Disease Center, L.P.	CA	NIA	Beach Surgical Holdings LLC	Ownership	51.000	UnitedHealth Group Incorporated	NO	2
		00000	98-1285762				Dilab Medicina Nuclear Ltda.	BRA	NIA	S.A. - Empresa de Serviços Hospitalares	Ownership	100.000	UnitedHealth Group Incorporated	NO	
		00000	27-4022876				Diplomat Blocker, LLC	DE	NIA	Diplomat Pharmacy, Inc.	Ownership	100.000	UnitedHealth Group Incorporated	NO	
		00000	38-3453193				Diplomat Corporate Properties, LLC	MI	NIA	Diplomat Pharmacy, Inc.	Ownership	100.000	UnitedHealth Group Incorporated	NO	
		00000	38-2063100				Diplomat Pharmacy, Inc.	MI	NIA	OptumRx Holdings, LLC	Ownership	100.000	UnitedHealth Group Incorporated	NO	
		00000	45-3329728				Discovery Counseling & Consulting, LLC	VA	NIA	Refresh Mental Health, Inc.	Ownership	100.000	UnitedHealth Group Incorporated	NO	
		00000	30-0238641				Distance Learning Network, Inc.	DE	NIA	OptumHealth Holdings, LLC	Ownership	100.000	UnitedHealth Group Incorporated	NO	
		00000	47-2415159				divvyMED, LLC	DE	NIA	Penzo Enterprises, LLC	Ownership	100.000	UnitedHealth Group Incorporated	NO	
		00000	20-0419099				Doc Martins, PLLC	AZ	NIA	Physician United PLLC	Ownership	100.000	UnitedHealth Group Incorporated	NO	1
		00000	84-4477557				DocASAP US, LLC	DE	NIA	DocASAP, Inc.	Ownership	100.000	UnitedHealth Group Incorporated	NO	
		00000	26-4753954				DocASAP, Inc.	DE	NIA	OptumInsight, Inc.	Ownership	100.000	UnitedHealth Group Incorporated	NO	
		00000	82-5264853				Doctor + S.A.C.	PER	NIA	Pacifico S.A. Entidad Prestadora de Salud	Ownership	100.000	UnitedHealth Group Incorporated	NO	
		00000	27-2176462				Dry Creek Surgery Center, LLC	CO	NIA	SCA-Dry Creek, LLC	Ownership	59.273	UnitedHealth Group Incorporated	NO	
		00000	27-2499399				DSP Flint Real Estate, LLC	MI	NIA	Diplomat Pharmacy, Inc.	Ownership	100.000	UnitedHealth Group Incorporated	NO	
		00000	82-5181311				DSP-Building C, LLC	MI	NIA	Diplomat Pharmacy, Inc.	Ownership	100.000	UnitedHealth Group Incorporated	NO	
		00000	27-2103713				DTC Surgery Center, LLC	CO	NIA	SCA-Denver Physicians Holdings, LLC	Ownership	100.000	UnitedHealth Group Incorporated	NO	
		00000	04-3106404				Dublin Surgery Center, LLC	OH	NIA	SCA-Dublin, LLC	Ownership	10.000	UnitedHealth Group Incorporated	NO	2
		00000	82-0668583				Duluth Surgical Suites, LLC	MD	NIA	SCA Duluth Holdings, LLC	Ownership	42.697	UnitedHealth Group Incorporated	NO	2
		00000	59-3625966				Durable Medical Equipment, Inc.	MA	NIA	Reliant Medical Group, Inc.	Ownership	100.000	UnitedHealth Group Incorporated	NO	1
		00000	59-3705426				DWIC of Tampa Bay, Inc.	FL	NIA	MedExpress Development, LLC	Ownership	100.000	UnitedHealth Group Incorporated	NO	
		00000	95-4660712				E Street Endoscopy, LLC	FL	NIA	West Coast Endoscopy Holdings, LLC	Ownership	51.000	UnitedHealth Group Incorporated	NO	
		00000	02-0593133				Ear Professionals International Corporation	DE	NIA	Specialty Benefits, LLC	Ownership	100.000	UnitedHealth Group Incorporated	NO	
		00000	83-1326480				East Brunswick Surgery Center, LLC	NJ	NIA	ASC Holdings of New Jersey, LLC	Ownership	51.000	UnitedHealth Group Incorporated	NO	
		00000	71-0923682				East Brunswick Surgery Center, LLC	NJ	NIA	Endoscopy Center Affiliates, Inc.	Ownership	27.000	UnitedHealth Group Incorporated	NO	
		00000	83-1326480				eAVF Acquisition Holdings, LLC	PA	NIA	Physicians Endoscopy, L.L.C.	Ownership	100.000	UnitedHealth Group Incorporated	NO	
		00000	61-0981240				eCode Solutions, LLC	DE	NIA	Surgical Care Affiliates, LLC	Ownership	100.000	UnitedHealth Group Incorporated	NO	
		00000	84-1162764				Edelson & Associates, PSC	KY	NIA	Refresh Kentucky, PLLC	Ownership	100.000	UnitedHealth Group Incorporated	NO	
		00000	84-1162764				Electronic Network Systems, Inc.	DE	NIA	Optum360 Solutions, LLC	Ownership	100.000	UnitedHealth Group Incorporated	NO	

STATEMENT AS OF MARCH 31, 2023 OF THE UnitedHealthcare of the Midlands, Inc.

SCHEDULE Y
PART 1A - DETAIL OF INSURANCE HOLDING COMPANY SYSTEM

1	2	3	4	5	6	7	8	9	10	11	12	13	14	15	16
Group Code	Group Name	NAIC Company Code	ID Number	Federal RSSD	CIK	Name of Securities Exchange if Publicly Traded (U.S. or International)	Names of Parent, Subsidiaries Or Affiliates	Domi-ciliary Location	Relation-ship to Reporting Entity	Directly Controlled by (Name of Entity/Person)	Type of Control (Ownership, Board, Management, Attorney-in-Fact, Influence, Other)	If Control is Ownership Provide Percentage	Ultimate Controlling Entity(ies)/Person(s)	Is an SCA Filing Re-quired? (Yes/No)	*
		00000	47-3861802				Elite Focus Clinic, Inc., a Professional Corporation	CA	NIA	Physician(s) Owned	Influence	0.000	UnitedHealth Group Incorporated	NO	1
		00000	98-1339173				EIual Participações S.A.	BRA	NIA	Amil Assistência Médica Internacional S.A.	Ownership	60.010	UnitedHealth Group Incorporated	NO	
		00000	98-1339173				EIual Participações S.A.	BRA	NIA	Esho - Empresa de Serviços Hospitalares S.A.	Ownership	39.990	UnitedHealth Group Incorporated	NO	
		00000					EM Orange Tree LLC	CA	NIA	EPIC Management Services, LLC	Ownership	100.000	UnitedHealth Group Incorporated	NO	
		00000	87-1240516				Emisar Pharma Services LLC	DE	NIA	Optum Pharma Services Holdings, Inc.	Ownership	100.000	UnitedHealth Group Incorporated	NO	
		00000	33-0181426				Empire Physicians' Medical Group, Inc.	CA	NIA	NAMM Medical Group Holdings, Inc.	Ownership	100.000	UnitedHealth Group Incorporated	NO	1
		00000					Empremédica S. A.	PER	NIA	Banmedica S.A.	Ownership	100.000	UnitedHealth Group Incorporated	NO	
		00000					Endo Parent, Inc.	DE	NIA	Surgical Care Affiliates, LLC	Ownership	100.000	UnitedHealth Group Incorporated	NO	
		00000	16-1770779				Endoscopy Associates of Valley Forge, LLC	PA	NIA	Physicians Endoscopy, L.L.C.	Ownership	50.000	UnitedHealth Group Incorporated	NO	
		00000	77-0317478				Endoscopy Center Affiliates, Inc.	DE	NIA	National Surgery Centers, LLC	Ownership	100.000	UnitedHealth Group Incorporated	NO	
0707	UnitedHealth Group Incorporated	89087	75-1617708				Enterprise Life Insurance Company	TX	IA	Freedom Life Insurance Company of America	Ownership	100.000	UnitedHealth Group Incorporated	NO	
		00000					EP Campus I, LLC	DE	NIA	UnitedHealthcare Insurance Company	Ownership	100.000	UnitedHealth Group Incorporated	NO	
		00000	27-2767291				EPIC Health Plan	CA	NIA	EPIC Management Services, LLC	Ownership	100.000	UnitedHealth Group Incorporated	NO	
		00000	33-0654147				EPIC Management Services, LLC	DE	NIA	Collaborative Care Holdings, LLC	Ownership	100.000	UnitedHealth Group Incorporated	NO	
		00000	20-4761361				Episource LLC	CA	NIA	OptumInsight, Inc.	Ownership	100.000	UnitedHealth Group Incorporated	NO	
		00000	81-0732646				Equian Parent Corp.	DE	NIA	OptumInsight, Inc.	Ownership	100.000	UnitedHealth Group Incorporated	NO	
		00000	27-0083277				Equian, LLC	IN	NIA	Equian Parent Corp.	Ownership	100.000	UnitedHealth Group Incorporated	NO	
		00000	81-4973066				eRx Network Holdings, Inc.	DE	NIA	Change Healthcare Solutions, LLC	Ownership	100.000	UnitedHealth Group Incorporated	NO	
		00000	37-1838630				eRx Network, LLC	DE	NIA	eRx Network Holdings, Inc.	Ownership	100.000	UnitedHealth Group Incorporated	NO	
		00000					Esho - Empresa de Serviços Hospitalares S.A.	BRA	NIA	Amil Assistência Médica Internacional S.A.	Ownership	99.757	UnitedHealth Group Incorporated	NO	
		00000	83-2740282				Eugene Center of Anxiety and Stress, LLC	OR	NIA	Physician(s) Owned	Influence	0.000	UnitedHealth Group Incorporated	NO	1
		00000	90-0624377				Eugene Therapy, LLC	OR	NIA	Physician(s) Owned	Influence	0.000	UnitedHealth Group Incorporated	NO	1
		00000	81-1070402				Everett MSO, Inc.	WA	NIA	OptumCare Holdings, LLC	Ownership	100.000	UnitedHealth Group Incorporated	NO	
		00000	81-1625636				Everett Physicians, Inc. P.S.	WA	NIA	Physician(s) Owned	Influence	0.000	UnitedHealth Group Incorporated	NO	1
		00000	61-1752488				Evolve, LLC	WI	NIA	Refresh Evolve, LLC	Ownership	100.000	UnitedHealth Group Incorporated	NO	1
		00000	77-0560460				Excel MSO, LLC	CA	NIA	OptumCare Management, LLC	Ownership	100.000	UnitedHealth Group Incorporated	NO	
		00000	20-0087132				Excelsior Insurance Brokerage, Inc.	DE	NIA	HealthMarkets Insurance Agency, Inc.	Ownership	100.000	UnitedHealth Group Incorporated	NO	
		00000	11-3669765				Executive Health Resources, Inc.	PA	NIA	Optum360 Solutions, LLC	Ownership	100.000	UnitedHealth Group Incorporated	NO	
		00000	98-1259260				Exploration for Mine Clearance LLC	IRQ	NIA	UnitedHealthcare Global Medical (UK) Limited	Ownership	100.000	UnitedHealth Group Incorporated	NO	
		00000					Eye Clinic Oftalmologia Clínico Cirúrgica e Diagnóstico Ltda.	BRA	NIA	Hospital Alvorada Taguatinga Ltda.	Ownership	100.000	UnitedHealth Group Incorporated	NO	
		00000	27-0927202				Eye Specialists Surgery Centers LLC	IN	NIA	SCA AHN JV Holdings, LLC	Ownership	51.000	UnitedHealth Group Incorporated	NO	
		00000	46-3765364				Fairhaven Holdings, LLC	TN	NIA	Refresh Mental Health, Inc.	Ownership	100.000	UnitedHealth Group Incorporated	NO	
		00000	83-0693501				Fairhaven Real Estate, LLC	TN	NIA	Refresh Mental Health, Inc.	Ownership	100.000	UnitedHealth Group Incorporated	NO	
		00000					Family Counseling Associates of Salem Andover LLC	NH	NIA	Physician(s) Owned	Influence	0.000	UnitedHealth Group Incorporated	NO	1
		00000	88-0223385				Family Health Care Services	NV	NIA	Sierra Health Services, Inc.	Ownership	100.000	UnitedHealth Group Incorporated	NO	
		00000	88-0257036				Family Home Hospice, Inc.	NV	NIA	Sierra Health Services, Inc.	Ownership	100.000	UnitedHealth Group Incorporated	NO	
		00000	87-4007730				Ferrell Physician Services, P.C.	NY	NIA	Physician(s) Owned	Influence	0.000	UnitedHealth Group Incorporated	NO	1
		00000	82-2929226				First Coast Orthopedic Center, LLC	FL	NIA	ASV-HOPCo-SCA Florida, LLC	Ownership	54.328	UnitedHealth Group Incorporated	NO	2
		00000	85-2966587				First Family Insurance, LLC	DE	NIA	Golden Rule Financial Corporation	Ownership	100.000	UnitedHealth Group Incorporated	NO	
		00000	47-2066485				First Hill Surgery Center, LLC	WA	NIA	Physician(s) Owned	Influence	0.000	UnitedHealth Group Incorporated	NO	1
		00000	23-2849332				First Risk Advisors, Inc.	PA	NIA	UHC Holdings, Inc.	Ownership	100.000	UnitedHealth Group Incorporated	NO	
		00000	51-0484581				First Step Services, LLC	NC	NIA	Physician(s) Owned	Influence	0.000	UnitedHealth Group Incorporated	NO	1
		00000	86-0959327				Flagstaff Family Physicians, PLLC	AZ	NIA	Physician United PLLC	Ownership	100.000	UnitedHealth Group Incorporated	NO	1

STATEMENT AS OF MARCH 31, 2023 OF THE UnitedHealthcare of the Midlands, Inc.

SCHEDULE Y
PART 1A - DETAIL OF INSURANCE HOLDING COMPANY SYSTEM

1	2	3	4	5	6	7	8	9	10	11	12	13	14	15	16
Group Code	Group Name	NAIC Company Code	ID Number	Federal RSSD	CIK	Name of Securities Exchange if Publicly Traded (U.S. or International)	Names of Parent, Subsidiaries Or Affiliates	Domi-ciliary Location	Relation-ship to Reporting Entity	Directly Controlled by (Name of Entity/Person)	Type of Control (Ownership, Board, Management, Attorney-in-Fact, Influence, Other)	If Control is Ownership Provide Percentage	Ultimate Controlling Entity(ies)/Person(s)	Is an SCA Filing Re-quired? (Yes/No)	*
		00000	62-1551098				Florence Surgery Center, L.P.	..TN.....	..NIA.....	SCA-Florence, LLC	Ownership.....	15.000	UnitedHealth Group Incorporated	..NO.....	2
		00000	35-2456267				FMG Holdings, LLC	..DE.....	..NIA.....	UnitedHealth Group Incorporated	Ownership.....	98.704	UnitedHealth Group Incorporated	..NO.....	
		00000	35-2456267				FMG Holdings, LLC	..DE.....	..NIA.....	Hygeia Corporation	Ownership.....	1.296	UnitedHealth Group Incorporated	..NO.....	
		00000	86-0908902				For Health of Arizona, Inc.	..AZ.....	..NIA.....	For Health, Inc.	Ownership.....	100.000	UnitedHealth Group Incorporated	..NO.....	
		00000	33-0766617				For Health, Inc.	..DE.....	..NIA.....	Inspiris, Inc.	Ownership.....	100.000	UnitedHealth Group Incorporated	..NO.....	
		00000	77-0368346				Fort Worth Endoscopy Centers, LLC	..TX.....	..NIA.....	Surgical Care Affiliates, LLC	Influence.....	0.000	UnitedHealth Group Incorporated	..NO.....	
		00000	86-0901608				Foundation Surgery Affiliate General of Huntingdon Valley, LLC	..AZ.....	..NIA.....	Equian Parent Corp.	Ownership.....	100.000	UnitedHealth Group Incorporated	..NO.....	
		00000	20-4647560				Foundation Surgery Affiliate of Huntingdon Valley, L.P.	..OK.....	..NIA.....	Virtua-SCA Holdings II, LLC	Ownership.....	56.730	UnitedHealth Group Incorporated	..NO.....	2
		00000	68-0499459				Foundation Surgery Affiliate of Huntingdon Valley, L.P.	..OK.....	..NIA.....	Foundation Surgery Affiliate General of Huntingdon Valley, LLC	Ownership.....	1.043	UnitedHealth Group Incorporated	..NO.....	2
		00000	68-0499459				Foundation Surgery Affiliate of Huntingdon Valley, L.P.	..OK.....	..NIA.....	Virtua-SCA Holdings II, LLC	Ownership.....	56.139	UnitedHealth Group Incorporated	..NO.....	2
		00000	20-3412606				Franklin Surgical Center LLC	..NJ.....	..NIA.....	SCA-Franklin, LLC	Ownership.....	54.327	UnitedHealth Group Incorporated	..NO.....	
		00000	02-0348012				Freedom Data Systems, Inc.	..NH.....	..NIA.....	eRx Network, LLC	Ownership.....	100.000	UnitedHealth Group Incorporated	..NO.....	
.0707	UnitedHealth Group Incorporated	62324	61-1096685				Freedom Life Insurance Company of America	..TX.....	..IA.....	USHEALTH Group, Inc.	Ownership.....	100.000	UnitedHealth Group Incorporated	..NO.....	
		00000	82-3453993				Freeway Surgicenter of Houston, LLC	..TX.....	..NIA.....	SCA-Freeway Holdings, LLC	Ownership.....	59.322	UnitedHealth Group Incorporated	..NO.....	
		00000	45-1476594				Frontier Healthcare Billing Services LLC	..NY.....	..NIA.....	Physicians Endoscopy, L.L.C.	Ownership.....	100.000	UnitedHealth Group Incorporated	..NO.....	
		00000	27-4101347				Frontier Healthcare Management Services, LLC	..NY.....	..NIA.....	Physicians Endoscopy, L.L.C.	Ownership.....	100.000	UnitedHealth Group Incorporated	..NO.....	
		00000	98-1101521				Frontier MEDEX Limited	..IRQ.....	..NIA.....	UnitedHealthcare Global Medical (UK) Limited	Ownership.....	100.000	UnitedHealth Group Incorporated	..NO.....	
		00000	98-1172769				Frontier Medex Tanzania Limited	..TZA.....	..NIA.....	UnitedHealthcare Global Medical (UK) Limited	Ownership.....	99.000	UnitedHealth Group Incorporated	..NO.....	
		00000	98-1147103				FrontierMEDEX Kenya Limited	..KEN.....	..NIA.....	UnitedHealthcare Global Medical (UK) Limited	Ownership.....	99.900	UnitedHealth Group Incorporated	..NO.....	
		00000	98-1147103				FrontierMEDEX Kenya Limited	..KEN.....	..NIA.....	UnitedHealthcare International I B.V.	Ownership.....	0.100	UnitedHealth Group Incorporated	..NO.....	
		00000	33-1219808				FrontierMEDEX US, Inc.	..DE.....	..NIA.....	UnitedHealth Group Incorporated	Ownership.....	75.387	UnitedHealth Group Incorporated	..NO.....	
		00000	33-1219808				FrontierMEDEX US, Inc.	..DE.....	..NIA.....	FMG Holdings, LLC	Ownership.....	24.613	UnitedHealth Group Incorporated	..NO.....	
		00000	52-2230470				FrontierMEDEX, Inc.	..MN.....	..NIA.....	FrontierMEDEX US, Inc.	Ownership.....	100.000	UnitedHealth Group Incorporated	..NO.....	
		00000	63-0833765				Fundación Barmédica	..CHL.....	..NIA.....	Barmédica S.A.	Ownership.....	100.000	UnitedHealth Group Incorporated	..NO.....	
		00000	47-3851949				Gadsden Surgery Center, LLC	..DE.....	..NIA.....	SC Affiliates, LLC	Ownership.....	100.000	UnitedHealth Group Incorporated	..NO.....	
		00000	27-0556097				Genoa Healthcare LLC	..PA.....	..NIA.....	Specialized Pharmaceuticals, Inc.	Ownership.....	100.000	UnitedHealth Group Incorporated	..NO.....	
		00000	20-5009764				Genoa Healthcare, Inc.	..DE.....	..NIA.....	OptumRx Holdings, LLC	Ownership.....	100.000	UnitedHealth Group Incorporated	..NO.....	
		00000	45-3010132				Genoa of Arkansas, LLC	..AR.....	..NIA.....	Genoa Healthcare LLC	Ownership.....	100.000	UnitedHealth Group Incorporated	..NO.....	
		00000	81-4703295				Genoa Telesychiatry, Inc.	..DE.....	..NIA.....	Genoa Healthcare LLC	Ownership.....	100.000	UnitedHealth Group Incorporated	..NO.....	
		00000	37-0920164				Genoa, QoL Wholesale, LLC	..DE.....	..NIA.....	Genoa Healthcare LLC	Ownership.....	100.000	UnitedHealth Group Incorporated	..NO.....	
		00000	65-1025514				gethealthinsurance.com Agency Inc.	..IN.....	..NIA.....	Golden Rule Financial Corporation	Ownership.....	100.000	UnitedHealth Group Incorporated	..NO.....	
		00000	47-3495605				Gladolius Surgery Center, L.L.C.	..FL.....	..NIA.....	SCA-Gladolius, LLC	Ownership.....	50.789	UnitedHealth Group Incorporated	..NO.....	
		00000	33-0595220				GLBESC, LLC	..DE.....	..NIA.....	Beach Surgical Holdings LLC	Ownership.....	52.270	UnitedHealth Group Incorporated	..NO.....	2
		00000	62-1601450				Glenwood Surgical Center, L.P.	..CA.....	..NIA.....	SCA-Glenwood Holdings, LLC	Ownership.....	56.730	UnitedHealth Group Incorporated	..NO.....	
		00000	27-3337336				Glenwood Surgical Center, L.P.	..CA.....	..NIA.....	Glenwood-SC, Inc.	Ownership.....	1.080	UnitedHealth Group Incorporated	..NO.....	
		00000	27-3337336				Glenwood-SC, Inc.	..TN.....	..NIA.....	SC Affiliates, LLC	Ownership.....	100.000	UnitedHealth Group Incorporated	..NO.....	
		00000	20-3420886				Global One Ventures, LLC	..CA.....	..NIA.....	SCA Global One Holdings, LLC	Ownership.....	100.000	UnitedHealth Group Incorporated	..NO.....	
		00000	37-0855360				Global Traveler Organization (Cayman) SPC Limited	..CYM.....	..NIA.....	PGH Global (Cayman) Limited	Ownership.....	100.000	UnitedHealth Group Incorporated	..NO.....	
		00000	37-6028756	3057283			Golden Outlook, Inc.	..CA.....	..NIA.....	Golden Rule Financial Corporation	Ownership.....	100.000	UnitedHealth Group Incorporated	..NO.....	
		00000	37-6028756	3057283			Golden Rule Financial Corporation	..DE.....	..NIA.....	UnitedHealth Group Incorporated	Ownership.....	100.000	UnitedHealth Group Incorporated	..NO.....	
.0707	UnitedHealth Group Incorporated	62286	37-6028756	3057283			Golden Rule Insurance Company	..IN.....	..IA.....	Golden Rule Financial Corporation	Ownership.....	100.000	UnitedHealth Group Incorporated	..NO.....	

STATEMENT AS OF MARCH 31, 2023 OF THE UnitedHealthcare of the Midlands, Inc.

SCHEDULE Y
PART 1A - DETAIL OF INSURANCE HOLDING COMPANY SYSTEM

1	2	3	4	5	6	7	8	9	10	11	12	13	14	15	16
Group Code	Group Name	NAIC Company Code	ID Number	Federal RSSD	CIK	Name of Securities Exchange if Publicly Traded (U.S. or International)	Names of Parent, Subsidiaries Or Affiliates	Domiciliary Location	Relationship to Reporting Entity	Directly Controlled by (Name of Entity/Person)	Type of Control (Ownership, Board, Management, Attorney-in-Fact, Influence, Other)	If Control is Ownership Provide Percentage	Ultimate Controlling Entity(ies)/Person(s)	Is an SCA Filing Required? (Yes/No)	*
		00000	33-0529450				Golden Triangle Surgicenter, L.P.	CA	NIA	Surgery Centers-West Holdings, LLC	Ownership	56.000	UnitedHealth Group Incorporated	NO	
		00000	95-3969271				Good Samaritan Medical Practice Association, Inc., A Medical Group	CA	NIA	HealthCare Partners Associates Medical Group, P.C.	Ownership	100.000	UnitedHealth Group Incorporated	NO	1
		00000	93-1237063				Grants Pass Surgery Center, LLC	OR	NIA	SCA-Grants Pass, LLC	Ownership	51.000	UnitedHealth Group Incorporated	NO	
		00000	27-2337725				Greater Phoenix Collaborative Care, P.C.	AZ	NIA	Physician(s) Owned	Influence	0.000	UnitedHealth Group Incorporated	NO	1
		00000	36-4053840				Greensboro Specialty Surgery Center, LLC	NC	NIA	NSC Greensboro West, LLC	Ownership	50.100	UnitedHealth Group Incorporated	NO	2
		00000	74-2411643				Greenville Surgery Center, LLC	TX	NIA	Surgical Care Affiliates, LLC	Influence	0.000	UnitedHealth Group Incorporated	NO	
		00000	85-3346468				Greenway Surgical Suites, LLC	MN	NIA	SCA Greenway Holdings, LLC	Ownership	52.766	UnitedHealth Group Incorporated	NO	2
		00000	01-0619096				Grove Place Surgery Center, L.L.C.	FL	NIA	SC Affiliates, LLC	Ownership	3.060	UnitedHealth Group Incorporated	NO	
		00000	01-0619096				Grove Place Surgery Center, L.L.C.	FL	NIA	SCA-Grove Place, LLC	Ownership	51.000	UnitedHealth Group Incorporated	NO	
		00000	47-3071064				Guilford Surgery Center, LLC	CT	NIA	SCA Guilford Holdings II, LLC	Ownership	49.000	UnitedHealth Group Incorporated	NO	2
		00000	92-3292446				Gunn Behavioral Holdco, P.C.	CA	NIA	Physician(s) Owned	Influence	0.000	UnitedHealth Group Incorporated	NO	1
		00000	26-1227494				H.I. Investments Holding Company, LLC	DE	NIA	Health Inventures, LLC	Ownership	100.000	UnitedHealth Group Incorporated	NO	
		00000	98-0213198				H&W Indemnity (SPC), Ltd.	CYM	NIA	UnitedHealth Group Incorporated	Ownership	100.000	UnitedHealth Group Incorporated	NO	
0707	UnitedHealth Group Incorporated	79480	35-1279304				Harken Health Insurance Company	WI	IA	UnitedHealthcare, Inc.	Ownership	100.000	UnitedHealth Group Incorporated	NO	
		00000	26-3234725				Harrison Endo Surgical Center, LLC	NJ	NIA	Virtua-SCA Holdings, LLC	Ownership	55.000	UnitedHealth Group Incorporated	NO	2
		00000	58-2065044				Hawthorn Place Outpatient Surgery Center, L.P.	GA	NIA	SHC Hawthorn, Inc.	Ownership	20.000	UnitedHealth Group Incorporated	NO	2
		00000	85-2037257				Hays JV Partners, LLC	TX	NIA	SCA Hays Holdings, LLC	Ownership	31.373	UnitedHealth Group Incorporated	NO	2
		00000	27-4579547				Hays Surgery Center, LLC	TX	NIA	Hays JV Partners, LLC	Ownership	51.000	UnitedHealth Group Incorporated	NO	
		00000	27-4579547				Hays Surgery Center, LLC	TX	NIA	SCA Hays Holdings, LLC	Ownership	9.000	UnitedHealth Group Incorporated	NO	
		00000	81-2378903				HCAT Acquisition Inc.	DE	NIA	WellMed Medical Management, Inc.	Ownership	100.000	UnitedHealth Group Incorporated	NO	
		00000	27-0549481				hCentive, Inc.	DE	NIA	Optum Government Solutions, Inc.	Ownership	100.000	UnitedHealth Group Incorporated	NO	
		00000	13-4143595				HCI Acquisition Corp.	NY	NIA	Change Healthcare Solutions, LLC	Ownership	100.000	UnitedHealth Group Incorporated	NO	
		00000	45-3007213				HCP ACO California, LLC	CA	NIA	OptumCare Management, LLC	Ownership	100.000	UnitedHealth Group Incorporated	NO	
		00000	33-0673883				Health Care-ONE Insurance Agency, Inc.	CA	NIA	USHEALTH Advisors, LLC	Ownership	50.000	UnitedHealth Group Incorporated	NO	
		00000	20-5944768				Health Inventures Employment Solutions, LLC	DE	NIA	Health Inventures, LLC	Ownership	100.000	UnitedHealth Group Incorporated	NO	
		00000	04-3723090				Health Inventures, LLC	DE	NIA	SC Affiliates, LLC	Ownership	100.000	UnitedHealth Group Incorporated	NO	
0707	UnitedHealth Group Incorporated	96342	88-0201035				Health Plan of Nevada, Inc.	NV	IA	Sierra Health Services, Inc.	Ownership	100.000	UnitedHealth Group Incorporated	NO	
		00000	75-2674367				Healthcare Associates of Irving PLLC	TX	NIA	USMD Affiliated Services	Ownership	100.000	UnitedHealth Group Incorporated	NO	
		00000	81-0760425				Healthcare Associates of Texas LLC	DE	NIA	HCAT Acquisition Inc.	Ownership	100.000	UnitedHealth Group Incorporated	NO	
		00000	95-4526112				HealthCare Partners Affiliates Medical Group	CA	NIA	HealthCare Partners Associates Medical Group, P.C.	Ownership	95.000	UnitedHealth Group Incorporated	NO	1
		00000	26-4247365				HealthCare Partners ASC-HB, LLC	CA	NIA	Talbert Medical Group, P.C.	Ownership	100.000	UnitedHealth Group Incorporated	NO	1
		00000	95-4628842				HealthCare Partners ASC-LB, LLC	CA	NIA	HealthCare Partners Associates Medical Group, P.C.	Ownership	1.000	UnitedHealth Group Incorporated	NO	
		00000	95-4628842				HealthCare Partners ASC-LB, LLC	CA	NIA	OptumCare Management, LLC	Ownership	99.000	UnitedHealth Group Incorporated	NO	
		00000	45-5273760				HealthCare Partners Associates Medical Group, P.C.	CA	NIA	Physician(s) Owned	Influence	0.000	UnitedHealth Group Incorporated	NO	1
		00000	47-5274363				HealthCare Partners Management Services	DE	NIA	OptumCare Management, LLC	Ownership	100.000	UnitedHealth Group Incorporated	NO	
		00000	95-4340584				HealthCare Partners Medical Group, P.C.	CA	NIA	Physician(s) Owned	Influence	0.000	UnitedHealth Group Incorporated	NO	1
		00000	81-1080535				HealthCare Partners RE, LLC	DE	NIA	OptumCare Holdings, LLC	Ownership	100.000	UnitedHealth Group Incorporated	NO	
		00000	77-0693060				Healthcare Solutions, Inc.	DE	NIA	OptumRx Administrative Services, LLC	Ownership	100.000	UnitedHealth Group Incorporated	NO	
		00000	20-3349887				HealthEast Surgery Center-Maplewood, LLC	MN	NIA	H.I. Investments Holding Company, LLC	Ownership	26.277	UnitedHealth Group Incorporated	NO	2
		00000					Healthgrades Marketplace, LLC	DE	NIA	RVO Health, LLC	Ownership	100.000	UnitedHealth Group Incorporated	NO	
		00000					Healthline Group, LLC	DE	NIA	RVO Health, LLC	Ownership	100.000	UnitedHealth Group Incorporated	NO	
		00000					Healthline Holdings, LLC	DE	NIA	RVO Health, LLC	Ownership	100.000	UnitedHealth Group Incorporated	NO	
		00000	47-2570595				HealthMarkets Group, Inc.	DE	NIA	HealthMarkets, LLC	Ownership	100.000	UnitedHealth Group Incorporated	NO	
		00000	27-0277771				HealthMarkets Insurance Agency, Inc.	DE	NIA	HealthMarkets Group, Inc.	Ownership	100.000	UnitedHealth Group Incorporated	NO	

16.11

STATEMENT AS OF MARCH 31, 2023 OF THE UnitedHealthcare of the Midlands, Inc.

SCHEDULE Y
PART 1A - DETAIL OF INSURANCE HOLDING COMPANY SYSTEM

1	2	3	4	5	6	7	8	9	10	11	12	13	14	15	16
Group Code	Group Name	NAIC Company Code	ID Number	Federal RSSD	CIK	Name of Securities Exchange if Publicly Traded (U.S. or International)	Names of Parent, Subsidiaries Or Affiliates	Domi-ciliary Location	Relation-ship to Reporting Entity	Directly Controlled by (Name of Entity/Person)	Type of Control (Ownership, Board, Management, Attorney-in-Fact, Influence, Other)	If Control is Ownership Provide Percentage	Ultimate Controlling Entity(ies)/Person(s)	Is an SCA Filing Re-quired? (Yes/No)	*
		00000	46-1131431				HealthMarkets Services, Inc.	DE	NIA	HealthMarkets Group, Inc.	Ownership	100.000	UnitedHealth Group Incorporated	NO	
		00000	75-2044750	4346649			HealthMarkets, Inc.	DE	NIA	Golden Rule Financial Corporation	Ownership	100.000	UnitedHealth Group Incorporated	NO	
		00000					HealthMarkets, LLC	DE	NIA	HealthMarkets, Inc.	Ownership	100.000	UnitedHealth Group Incorporated	NO	
		00000	45-2548158				Healthplex Dental Services, Inc.	FL	IA	Healthplex, Inc.	Ownership	100.000	UnitedHealth Group Incorporated	NO	
		00000	11-3554436				Healthplex I.P.A., Inc.	NY	NIA	Healthplex, Inc.	Ownership	100.000	UnitedHealth Group Incorporated	NO	
.0707	UnitedHealth Group Incorporated	11172	11-3469326				Healthplex Insurance Company	NY	IA	Healthplex, Inc.	Ownership	100.000	UnitedHealth Group Incorporated	NO	
		00000	20-899255				Healthplex of CT, Inc.	CT	NIA	Healthplex, Inc.	Ownership	100.000	UnitedHealth Group Incorporated	NO	
.0707	UnitedHealth Group Incorporated	12830	20-5343824				Healthplex of NJ, Inc.	NJ	IA	Healthplex, Inc.	Ownership	100.000	UnitedHealth Group Incorporated	NO	
		00000	11-2714365				Healthplex, Inc.	NY	NIA	Marlin Holding Company LLC	Ownership	100.000	UnitedHealth Group Incorporated	NO	
		00000	71-0847266				HealthSCOPE Benefits, Inc.	DE	NIA	HealthSCOPE Holdings, Inc.	Ownership	100.000	UnitedHealth Group Incorporated	NO	
		00000	47-1409110				HealthSCOPE Holdings, Inc.	DE	NIA	UMR, Inc.	Ownership	100.000	UnitedHealth Group Incorporated	NO	
		00000	36-4099199				HealthSmart Benefit Solutions, Inc.	IL	NIA	HealthSmart Benefits Management, LLC	Ownership	100.000	UnitedHealth Group Incorporated	NO	
		00000	27-1300475				HealthSmart Benefits Management, LLC	TX	NIA	United HealthCare Services, Inc.	Ownership	100.000	UnitedHealth Group Incorporated	NO	
		00000	75-2960859				HealthSmart Care Management Solutions, L.P.	TX	NIA	HealthSmart Benefits Management, LLC	Ownership	1.000	UnitedHealth Group Incorporated	NO	
		00000	75-2960859				HealthSmart Care Management Solutions, L.P.	TX	NIA	Parker LP, LLC	Ownership	99.000	UnitedHealth Group Incorporated	NO	
		00000	75-2727437				HealthSmart Information Systems, Inc.	TX	NIA	HealthSmart Preferred Network II, Inc.	Ownership	100.000	UnitedHealth Group Incorporated	NO	
		00000	75-2508316				HealthSmart Preferred Care II, L.P.	TX	NIA	Parker LP, LLC	Ownership	99.000	UnitedHealth Group Incorporated	NO	
		00000	75-2508316				HealthSmart Preferred Care II, L.P.	TX	NIA	HealthSmart Benefits Management, LLC	Ownership	1.000	UnitedHealth Group Incorporated	NO	
		00000	06-1621470				HealthSmart Preferred Network II, Inc.	DE	NIA	HealthSmart Benefits Management, LLC	Ownership	100.000	UnitedHealth Group Incorporated	NO	
		00000	20-3394046				HealthSmart Primary Care Clinics, LP	TX	NIA	Parker LP, LLC	Ownership	99.000	UnitedHealth Group Incorporated	NO	
		00000	20-3394046				HealthSmart Primary Care Clinics, LP	TX	NIA	HealthSmart Benefits Management, LLC	Ownership	1.000	UnitedHealth Group Incorporated	NO	
		00000	34-1635597				HealthSmart Rx Solutions, Inc.	OH	NIA	HealthSmart Preferred Network II, Inc.	Ownership	100.000	UnitedHealth Group Incorporated	NO	
		00000	83-2722254				Heartland Heart and Vascular, LLC	DE	NIA	SCA Heartland Holdings, LLC	Ownership	99.000	UnitedHealth Group Incorporated	NO	
		00000	83-2722254				Heartland Heart and Vascular, LLC	DE	NIA	Endoscopy Center Affiliates, Inc.	Ownership	1.000	UnitedHealth Group Incorporated	NO	
		00000					Help Seguros de Vida S.A.	CHL	NIA	Banmédica Internacional SpA	Ownership	0.000	UnitedHealth Group Incorporated	NO	
		00000					Help Seguros de Vida S.A.	CHL	NIA	Banmédica S.A.	Ownership	100.000	UnitedHealth Group Incorporated	NO	
		00000					Help Service S.A.	CHL	NIA	Banmédica S.A.	Ownership	100.000	UnitedHealth Group Incorporated	NO	
		00000					Help Service S.A.	CHL	NIA	Saden S.A.	Ownership	0.000	UnitedHealth Group Incorporated	NO	
		00000	98-1443161				Help SpA	CHL	NIA	Banmédica S.A.	Ownership	100.000	UnitedHealth Group Incorporated	NO	
		00000	98-1443161				Help SpA	CHL	NIA	Saden S.A.	Ownership	0.000	UnitedHealth Group Incorporated	NO	
		00000	80-0020865				Heron Ridge Assoc., P.L.C.	MI	NIA	Physician(s) Owned	Influence	0.000	UnitedHealth Group Incorporated	NO	1
		00000	46-5291602				HFHS-SCA Holdings, LLC	MI	NIA	SC Affiliates, LLC	Ownership	49.000	UnitedHealth Group Incorporated	NO	2
		00000	84-1472832				Highlands Ranch Healthcare, LLC	CO	NIA	Urgent Care MSO, LLC	Ownership	100.000	UnitedHealth Group Incorporated	NO	
		00000	98-1452260				Home Medical S.A.	CHL	NIA	Saden S.A.	Ownership	0.002	UnitedHealth Group Incorporated	NO	
		00000	98-1452260				Home Medical S.A.	CHL	NIA	Help SpA	Ownership	99.998	UnitedHealth Group Incorporated	NO	
		00000	81-0884465				Homecare Dimensions of Florida, Inc.	TX	NIA	WellMed Networks, Inc.	Ownership	100.000	UnitedHealth Group Incorporated	NO	1
		00000	74-2758644				Homecare Dimensions, Inc.	TX	NIA	WellMed Networks, Inc.	Ownership	100.000	UnitedHealth Group Incorporated	NO	1
		00000					Honodav SpA	CHL	NIA	Clínica Dávila y Servicios Médicos S.p.A.	Ownership	99.000	UnitedHealth Group Incorporated	NO	
		00000					Honodav SpA	CHL	NIA	Servicios Integrados de Salud Ltda.	Ownership	1.000	UnitedHealth Group Incorporated	NO	
		00000	98-1286038				Hospitais Associados de Pernambuco Ltda.	BRA	NIA	Hospital Alvorada Taguatinga Ltda.	Ownership	0.000	UnitedHealth Group Incorporated	NO	
		00000	98-1286038				Hospitais Associados de Pernambuco Ltda.	BRA	NIA	Esho - Empresa de Serviços Hospitalares S.A.	Ownership	100.000	UnitedHealth Group Incorporated	NO	
		00000					Hospital Alvorada Taguatinga Ltda.	BRA	NIA	Esho - Empresa de Serviços Hospitalares S.A.	Ownership	6.972	UnitedHealth Group Incorporated	NO	
		00000					Hospital Alvorada Taguatinga Ltda.	BRA	NIA	Amil Assistência Médica Internacional S.A.	Ownership	86.621	UnitedHealth Group Incorporated	NO	
		00000					Hospital Alvorada Taguatinga Ltda.	BRA	NIA	Bosque Medical Center Ltda.	Ownership	6.406	UnitedHealth Group Incorporated	NO	
		00000	98-1389272				Hospital Ana Costa S.A.	BRA	NIA	Hospital Alvorada Taguatinga Ltda.	Ownership	21.687	UnitedHealth Group Incorporated	NO	

STATEMENT AS OF MARCH 31, 2023 OF THE UnitedHealthcare of the Midlands, Inc.

SCHEDULE Y
PART 1A - DETAIL OF INSURANCE HOLDING COMPANY SYSTEM

1	2	3	4	5	6	7	8	9	10	11	12	13	14	15	16
Group Code	Group Name	NAIC Company Code	ID Number	Federal RSSD	CIK	Name of Securities Exchange if Publicly Traded (U.S. or International)	Names of Parent, Subsidiaries Or Affiliates	Domi-ciliary Location	Relation-ship to Reporting Entity	Directly Controlled by (Name of Entity/Person)	Type of Control (Ownership, Board, Management, Attorney-in-Fact, Influence, Other)	If Control is Ownership Provide Percentage	Ultimate Controlling Entity(ies)/Person(s)	Is an SCA Filing Re-quired? (Yes/No)	*
		00000	98-1389272				Hospital Ana Costa S.A.	.BRA	NIA	Piano de Saúde Ana Costa Ltda.	Ownership	.78.302	UnitedHealth Group Incorporated	NO	
		00000	98-1310065				Hospital de Clínicas de Jacarepaguá Ltda.	.BRA	NIA	Esho - Empresa de Serviços Hospitalares S.A.	Ownership	100.000	UnitedHealth Group Incorporated	NO	
		00000	98-1310065				Hospital de Clínicas de Jacarepaguá Ltda.	.BRA	NIA	Cemed Care - Empresa de Atendimento Clínico Geral Ltda.	Ownership	0.000	UnitedHealth Group Incorporated	NO	
		00000	98-1332673				Hospital Santa Helena S.A.	.BRA	NIA	Elual Participações S.A.	Ownership	4.772	UnitedHealth Group Incorporated	NO	
		00000	98-1332673				Hospital Santa Helena S.A.	.BRA	NIA	Esho - Empresa de Serviços Hospitalares S.A.	Ownership	95.228	UnitedHealth Group Incorporated	NO	
		00000	26-2912304				Humedica, Inc.	.DE	NIA	United HealthCare Services, Inc.	Ownership	100.000	UnitedHealth Group Incorporated	NO	
		00000	36-4331825				Hygeia Corporation	.DE	NIA	UnitedHealth International, Inc.	Ownership	100.000	UnitedHealth Group Incorporated	NO	
		00000	98-1106075				Hygeia Corporation (Ontario)	.CAN	NIA	FrontierMEDX US, Inc.	Ownership	100.000	UnitedHealth Group Incorporated	NO	
		00000	84-4865867				IHD Holdings, LLC	.DE	NIA	naviHealth, Inc.	Ownership	100.000	UnitedHealth Group Incorporated	NO	
		00000	82-1341098				Illinois Independent Care Network, LLC	.DE	NIA	Surgical Care Affiliates, LLC	Ownership	100.000	UnitedHealth Group Incorporated	NO	
		00000	20-4351923				Impel Consulting Experts, L.L.C.	.TX	NIA	Impel Management Services, L.L.C.	Ownership	100.000	UnitedHealth Group Incorporated	NO	
		00000	75-2574317				Impel Management Services, L.L.C.	.TX	NIA	USMD Holdings, Inc.	Ownership	100.000	UnitedHealth Group Incorporated	NO	
		00000	27-3296953				IN Style OPTICAL, LLC	.MA	NIA	Reliant Medical Group, Inc.	Ownership	100.000	UnitedHealth Group Incorporated	NO	1
		00000	45-4132005				Indiana Care Organization, LLC	.IN	NIA	AHN Target Holdings, LLC	Ownership	100.000	UnitedHealth Group Incorporated	NO	
		00000	33-0618077				Inland Faculty Medical Group, Inc.	.CA	NIA	NAMM Medical Group Holdings, Inc.	Ownership	100.000	UnitedHealth Group Incorporated	NO	1
		00000	33-0018673				Inland Surgery Center, L.P.	.CA	NIA	SC Affiliates, LLC	Ownership	6.156	UnitedHealth Group Incorporated	NO	
		00000	33-0018673				Inland Surgery Center, L.P.	.CA	NIA	Redlands Ambulatory Surgery Center	Ownership	51.000	UnitedHealth Group Incorporated	NO	
		00000					Inmobiliaria Apoquindo 3001 S.A.	.CHL	NIA	Inmobiliaria Apoquindo S.A.	Ownership	99.999	UnitedHealth Group Incorporated	NO	
		00000					Inmobiliaria Apoquindo 3001 S.A.	.CHL	NIA	Cobranzas Banmédica SpA	Ownership	0.001	UnitedHealth Group Incorporated	NO	
		00000	98-1458683				Inmobiliaria Apoquindo 3600 Ltda.	.CHL	NIA	Inmobiliaria Apoquindo 3001 S.A.	Ownership	0.300	UnitedHealth Group Incorporated	NO	
		00000	98-1458683				Inmobiliaria Apoquindo 3600 Ltda.	.CHL	NIA	Banmédica S.A.	Ownership	99.700	UnitedHealth Group Incorporated	NO	
		00000	98-1443174				Inmobiliaria Apoquindo S.A.	.CHL	NIA	Saden S.A.	Ownership	0.000	UnitedHealth Group Incorporated	NO	
		00000	98-1443174				Inmobiliaria Apoquindo S.A.	.CHL	NIA	Banmédica S.A.	Ownership	100.000	UnitedHealth Group Incorporated	NO	
		00000	98-1458682				Inmobiliaria Clínica Santa María S.A.	.CHL	NIA	Banmédica S.A.	Ownership	99.510	UnitedHealth Group Incorporated	NO	
		00000	98-1454653				Inmobiliaria e Inversiones Alameda S.A.	.CHL	NIA	Banmédica S.A.	Ownership	99.980	UnitedHealth Group Incorporated	NO	
		00000	98-1454653				Inmobiliaria e Inversiones Alameda S.A.	.CHL	NIA	Saden S.A.	Ownership	0.020	UnitedHealth Group Incorporated	NO	
		00000					Inmobiliaria e Inversiones Nueva Apoquindo SpA	.CHL	NIA	Banmédica S.A.	Ownership	100.000	UnitedHealth Group Incorporated	NO	
		00000	98-1460922				Inmobiliaria Viñamed Ltda.	.CHL	NIA	Administradora Médica Centromed S.A.	Ownership	99.900	UnitedHealth Group Incorporated	NO	
		00000	47-5640889				INOVB Surgical at Memorial City, LLC	.TX	NIA	Memorial City Partners, LLC	Ownership	100.000	UnitedHealth Group Incorporated	NO	
		00000	88-0482274				inPharmative, Inc.	.NV	NIA	OptumRx Health Solutions, LLC	Ownership	100.000	UnitedHealth Group Incorporated	NO	
		00000	45-2563134				Inspiris Medical Services of New Jersey, P.C.	.NJ	NIA	Physician(s) Owned	Influence	0.000	UnitedHealth Group Incorporated	NO	1
		00000	27-1561674				INSPIRIS of Michigan Medical Services, P.C.	.MI	NIA	Physician(s) Owned	Influence	0.000	UnitedHealth Group Incorporated	NO	1
		00000	13-4168739				INSPIRIS of New York Medical Services, P.C.	.NY	NIA	Physician(s) Owned	Influence	0.000	UnitedHealth Group Incorporated	NO	1
		00000					INSPIRIS of Pennsylvania Medical Services, P.C.	.PA	NIA	Physician(s) Owned	Influence	0.000	UnitedHealth Group Incorporated	NO	1
		00000	26-2895670				INSPIRIS of Texas Physician Group	.TX	NIA	Optum Care Services Company	Ownership	100.000	UnitedHealth Group Incorporated	NO	
		00000	33-0766366				Inspiris, Inc.	.DE	NIA	Collaborative Care Holdings, LLC	Ownership	100.000	UnitedHealth Group Incorporated	NO	
		00000					Instituto Radium de Campinas Ltda	.BRA	NIA	Esho - Empresa de Serviços Hospitalares S.A.	Ownership	0.000	UnitedHealth Group Incorporated	NO	
		00000					Instituto Radium de Campinas Ltda	.BRA	NIA	COI - Clínicas Oncológicas Integradas S.A.	Ownership	100.000	UnitedHealth Group Incorporated	NO	
		00000	27-2557480				Integrated Behavioral Health, LLC	.LA	NIA	Refresh Mental Health, Inc.	Ownership	100.000	UnitedHealth Group Incorporated	NO	
		00000	95-0856292				Inter-Hospital Physicians Association, Inc.	.OR	NIA	Optum Oregon MSO, LLC	Ownership	100.000	UnitedHealth Group Incorporated	NO	
.0707	UnitedHealth Group Incorporated	11173	22-2321226				International Healthcare Services, Inc.	.NJ	IA	Healthplex, Inc.	Ownership	100.000	UnitedHealth Group Incorporated	NO	
		00000					Inverclinco S.A.S.	.COL	NIA	CDC Holdings Colombia S.A.S.	Ownership	50.000	UnitedHealth Group Incorporated	NO	

STATEMENT AS OF MARCH 31, 2023 OF THE UnitedHealthcare of the Midlands, Inc.

SCHEDULE Y
PART 1A - DETAIL OF INSURANCE HOLDING COMPANY SYSTEM

1	2	3	4	5	6	7	8	9	10	11	12	13	14	15	16
Group Code	Group Name	NAIC Company Code	ID Number	Federal RSSD	CIK	Name of Securities Exchange if Publicly Traded (U.S. or International)	Names of Parent, Subsidiaries Or Affiliates	Domiciliary Location	Relationship to Reporting Entity	Directly Controlled by (Name of Entity/Person)	Type of Control (Ownership, Board, Management, Attorney-in-Fact, Influence, Other)	If Control is Ownership Provide Percentage	Ultimate Controlling Entity(ies)/Person(s)	Is an SCA Filing Required? (Yes/No)	*
		00000					Inverclinco S.A.S.	.COL	NIA	Banmédica Internacional SpA	Ownership	50.000	UnitedHealth Group Incorporated	NO	
		00000	98-1452273				Inversiones Clínicas Santa María SpA	.CHL	NIA	Banmédica S.A.	Ownership	100.000	UnitedHealth Group Incorporated	NO	
		00000	98-1448096				Isapre Banmédica S.A.	.CHL	NIA	Clínica Dávila y Servicios Médicos S.p.A.	Ownership	0.000	UnitedHealth Group Incorporated	NO	
		00000	98-1448096				Isapre Banmédica S.A.	.CHL	NIA	Banmédica S.A.	Ownership	100.000	UnitedHealth Group Incorporated	NO	
		00000	20-5337793				Johnston Surgicare, L.P.	.RI	NIA	Surgery Center Holding, LLC	Ownership	1.000	UnitedHealth Group Incorporated	NO	
		00000	74-2544709				Joliet Surgery Center Limited Partnership	.IL	NIA	Surgicare of Joliet, Inc.	Ownership	27.143	UnitedHealth Group Incorporated	NO	2
		00000	26-3013277				Jonathan E. Goldberg, Ph.D., Inc.	.MA	NIA	Physician(s) Owned	Influence	0.000	UnitedHealth Group Incorporated	NO	1
		00000	68-0624157				Jordan Ridge Family Medicine, LLC	.DE	NIA	Collaborative Care Services, Inc.	Ownership	100.000	UnitedHealth Group Incorporated	NO	
		00000	46-4755857				Joyable, Inc.	.DE	NIA	AbleTo, Inc.	Ownership	100.000	UnitedHealth Group Incorporated	NO	
		00000	26-3478896				Joyce Marter & Associates, P.C.	.IL	NIA	Physician(s) Owned	Influence	0.000	UnitedHealth Group Incorporated	NO	1
		00000	83-2306992				JPM Healthcare LLC	.DE	NIA	SCA-JPM Holdings, LLC	Ownership	51.000	UnitedHealth Group Incorporated	NO	
		00000	30-0089259				K.P. Counseling, Ltd.	.IL	NIA	Physician(s) Owned	Influence	0.000	UnitedHealth Group Incorporated	NO	1
		00000	76-0386391				Kelsey-Seybold Medical Group, PLLC	.TX	NIA	Physician(s) Owned	Influence	0.000	UnitedHealth Group Incorporated	NO	1
.0707	UnitedHealth Group Incorporated	16541	83-2701907				KelseyCare Administrators LLC	.TX	IA	KS Management Services, L.L.C.	Ownership	100.000	UnitedHealth Group Incorporated	NO	
		00000	86-2407758				Kokomo Outpatient Surgery Center, LLC	.IN	NIA	SC Affiliates, LLC	Ownership	100.000	UnitedHealth Group Incorporated	NO	
		00000	76-0602862				KS Management Services, L.L.C.	.TX	NIA	KSMS Intermediate Holdings II, LLC	Ownership	100.000	UnitedHealth Group Incorporated	NO	
		00000	84-2355006				KS Pharm, LLC	.TX	NIA	Kelsey-Seybold Medical Group, PLLC	Ownership	100.000	UnitedHealth Group Incorporated	NO	1
.0707	UnitedHealth Group Incorporated	12827	20-5602615				KS Plan Administrators, LLC	.TX	IA	KS Management Services, L.L.C.	Ownership	100.000	UnitedHealth Group Incorporated	NO	
		00000	84-2241460				KS SC, LLC	.TX	NIA	Kelsey-Seybold Medical Group, PLLC	Ownership	100.000	UnitedHealth Group Incorporated	NO	1
		00000	84-2590138				KSMS Holdings, LLC	.TX	NIA	Transformer TX Holdings, LLC	Ownership	100.000	UnitedHealth Group Incorporated	NO	
		00000	84-2598581				KSMS Intermediate Holdings I, LLC	.TX	NIA	KSMS Holdings, LLC	Ownership	100.000	UnitedHealth Group Incorporated	NO	
		00000	84-2646230				KSMS Intermediate Holdings II, LLC	.TX	NIA	KSMS Intermediate Holdings I, LLC	Ownership	100.000	UnitedHealth Group Incorporated	NO	
		00000					La Esperanza del Perú S.A.	.PER	NIA	Pacifico S.A. Entidad Prestadora de Salud	Ownership	100.000	UnitedHealth Group Incorporated	NO	
		00000	98-1456202				Laboratorio ROE S.A.	.PER	NIA	Pacifico S.A. Entidad Prestadora de Salud	Ownership	100.000	UnitedHealth Group Incorporated	NO	
		00000					Laboratorios Médicos Amed Quilpué S.A.	.CHL	NIA	Centromed Quilpué S.A.	Ownership	99.900	UnitedHealth Group Incorporated	NO	
		00000					Laboratorios Médicos Amed Quilpué S.A.	.CHL	NIA	Servicios Médicos Amed Quilpué S.A.	Ownership	0.100	UnitedHealth Group Incorporated	NO	
		00000	82-5437916				Landmark Group Holdings, LLC	.DE	NIA	Laser Acquisition Holdings III, LLC	Ownership	100.000	UnitedHealth Group Incorporated	NO	
		00000	36-4785073				Landmark Health NY IPA, LLC	.NY	NIA	Landmark Health, LLC	Ownership	100.000	UnitedHealth Group Incorporated	NO	
		00000	37-1774991				Landmark Health NY PO, LLC	.DE	NIA	Landmark Health, LLC	Ownership	100.000	UnitedHealth Group Incorporated	NO	
		00000	35-2547489				Landmark Health of California, LLC	.DE	NIA	Landmark Health, LLC	Ownership	100.000	UnitedHealth Group Incorporated	NO	
		00000	35-2616929				Landmark Health of Massachusetts, LLC	.DE	NIA	Landmark Health, LLC	Ownership	100.000	UnitedHealth Group Incorporated	NO	
		00000	37-1880434				Landmark Health of North Carolina, LLC	.NC	NIA	Landmark MSO, LLC	Ownership	100.000	UnitedHealth Group Incorporated	NO	
		00000	38-3952354				Landmark Health of Oregon, LLC	.DE	NIA	Landmark Health, LLC	Ownership	100.000	UnitedHealth Group Incorporated	NO	
		00000	61-1781940				Landmark Health of Pennsylvania, LLC	.DE	NIA	Landmark Health, LLC	Ownership	100.000	UnitedHealth Group Incorporated	NO	
		00000	61-1752988				Landmark Health of Washington, LLC	.DE	NIA	Landmark Health, LLC	Ownership	100.000	UnitedHealth Group Incorporated	NO	
		00000					Landmark Health Technologies Private Limited	.IND	NIA	Landmark India, LLC	Ownership	0.010	UnitedHealth Group Incorporated	NO	
		00000					Landmark Health Technologies Private Limited	.IND	NIA	Landmark Health, LLC	Ownership	99.990	UnitedHealth Group Incorporated	NO	
		00000	46-3015502				Landmark Health, LLC	.DE	NIA	Landmark Group Holdings, LLC	Ownership	100.000	UnitedHealth Group Incorporated	NO	
		00000	37-1776229				Landmark India, LLC	.DE	NIA	Landmark Health, LLC	Ownership	100.000	UnitedHealth Group Incorporated	NO	
		00000	85-0997438				Landmark Medical of Arkansas, P.A.	.AR	NIA	Physician(s) Owned	Influence	0.000	UnitedHealth Group Incorporated	NO	1
		00000	47-4553619				Landmark Medical of California, PC	.CA	NIA	Physician(s) Owned	Influence	0.000	UnitedHealth Group Incorporated	NO	1
		00000	83-2295301				Landmark Medical of Connecticut, PC	.CT	NIA	Physician(s) Owned	Influence	0.000	UnitedHealth Group Incorporated	NO	1
		00000	85-0838149				Landmark Medical of Florida, P.A.	.FL	NIA	Physician(s) Owned	Influence	0.000	UnitedHealth Group Incorporated	NO	1
		00000	32-0496439				Landmark Medical of Idaho, PC	.ID	NIA	Physician(s) Owned	Influence	0.000	UnitedHealth Group Incorporated	NO	1
		00000	82-4633545				Landmark Medical of Kansas, P.A.	.KS	NIA	Physician(s) Owned	Influence	0.000	UnitedHealth Group Incorporated	NO	1
		00000	82-4881602				Landmark Medical of Kentucky, PSC	.KY	NIA	Physician(s) Owned	Influence	0.000	UnitedHealth Group Incorporated	NO	1

STATEMENT AS OF MARCH 31, 2023 OF THE UnitedHealthcare of the Midlands, Inc.

SCHEDULE Y
PART 1A - DETAIL OF INSURANCE HOLDING COMPANY SYSTEM

1	2	3	4	5	6	7	8	9	10	11	12	13	14	15	16
Group Code	Group Name	NAIC Company Code	ID Number	Federal RSSD	CIK	Name of Securities Exchange if Publicly Traded (U.S. or International)	Names of Parent, Subsidiaries Or Affiliates	Domiciliary Location	Relationship to Reporting Entity	Directly Controlled by (Name of Entity/Person)	Type of Control (Ownership, Board, Management, Attorney-in-Fact, Influence, Other)	If Control is Ownership Provide Percentage	Ultimate Controlling Entity(ies)/Person(s)	Is an SCA Filing Required? (Yes/No)	*
		00000	82-4881732				Landmark Medical of Louisiana, a Professional Corporation	LA	NIA	Physician(s) Owned	Influence	0.000	UnitedHealth Group Incorporated	NO	1
		00000	81-5364097				Landmark Medical of Massachusetts, PLLC	MA	NIA	Physician(s) Owned	Influence	0.000	UnitedHealth Group Incorporated	NO	1
		00000	86-3599871				Landmark Medical of Michigan, P.C.	MI	NIA	Physician(s) Owned	Influence	0.000	UnitedHealth Group Incorporated	NO	1
		00000	82-5084178				Landmark Medical of Mississippi, P.C.	MS	NIA	Physician(s) Owned	Influence	0.000	UnitedHealth Group Incorporated	NO	1
		00000	82-4857713				Landmark Medical of Missouri, P.C.	MO	NIA	Physician(s) Owned	Influence	0.000	UnitedHealth Group Incorporated	NO	1
		00000	85-1174070				Landmark Medical of New Hampshire, P.C.	NH	NIA	Physician(s) Owned	Influence	0.000	UnitedHealth Group Incorporated	NO	1
		00000	82-4256752				Landmark Medical of North Carolina, P.C.	NC	NIA	Physician(s) Owned	Influence	0.000	UnitedHealth Group Incorporated	NO	1
		00000	82-4864947				Landmark Medical of Ohio, Professional Corporation	OH	NIA	Physician(s) Owned	Influence	0.000	UnitedHealth Group Incorporated	NO	1
		00000	47-2926188				Landmark Medical of Oregon, PC	OR	NIA	Physician(s) Owned	Influence	0.000	UnitedHealth Group Incorporated	NO	1
		00000	81-1605378				Landmark Medical of Pennsylvania, PC	PA	NIA	Physician(s) Owned	Influence	0.000	UnitedHealth Group Incorporated	NO	1
		00000	84-2830065				Landmark Medical of Rhode Island, PC	RI	NIA	Physician(s) Owned	Influence	0.000	UnitedHealth Group Incorporated	NO	1
		00000	30-1288593				Landmark Medical of Tennessee, PC	TN	NIA	Physician(s) Owned	Influence	0.000	UnitedHealth Group Incorporated	NO	1
		00000	47-3296389				Landmark Medical of Texas, PA	TX	NIA	Physician(s) Owned	Influence	0.000	UnitedHealth Group Incorporated	NO	1
		00000	84-2660339				Landmark Medical of Utah, PC	UT	NIA	Physician(s) Owned	Influence	0.000	UnitedHealth Group Incorporated	NO	1
		00000	85-0839774				Landmark Medical of Virginia, P.C.	VA	NIA	Physician(s) Owned	Influence	0.000	UnitedHealth Group Incorporated	NO	1
		00000	47-3028655				Landmark Medical of Washington, PC	WA	NIA	Physician(s) Owned	Influence	0.000	UnitedHealth Group Incorporated	NO	1
		00000	47-1588943				Landmark Medical, P.C.	NY	NIA	Physician(s) Owned	Influence	0.000	UnitedHealth Group Incorporated	NO	1
		00000	32-0446592				Landmark MSO, LLC	DE	NIA	Landmark Health, LLC	Ownership	100.000	UnitedHealth Group Incorporated	NO	
		00000	85-3189716				Landmark Primary Care, LLC	DE	NIA	Landmark Health, LLC	Ownership	100.000	UnitedHealth Group Incorporated	NO	
		00000	81-3732334				Laser Acquisition Holdings III, LLC	DE	NIA	OptumHealth Holdings, LLC	Ownership	100.000	UnitedHealth Group Incorporated	NO	
		00000	81-3741657				LDI Holding Company, LLC	DE	NIA	Diplomat Pharmacy, Inc.	Ownership	100.000	UnitedHealth Group Incorporated	NO	
		00000	32-0543788				Leehar Distributors, LLC	DE	NIA	LDI Holding Company, LLC	Ownership	100.000	UnitedHealth Group Incorporated	NO	
		00000	82-3161933				Level2 Health Holdings, Inc.	DE	NIA	UnitedHealth Group Ventures, LLC	Ownership	100.000	UnitedHealth Group Incorporated	NO	
		00000	82-3130872				Level2 Health IPA, LLC	DE	NIA	Level2 Health Holdings, Inc.	Ownership	100.000	UnitedHealth Group Incorporated	NO	
		00000	84-5003916				Level2 Health Management, LLC	DE	NIA	Level2 Health Holdings, Inc.	Ownership	100.000	UnitedHealth Group Incorporated	NO	
		00000	87-2684015				Level2 Medical Services, P.A.	DE	NIA	Physician(s) Owned	Influence	0.000	UnitedHealth Group Incorporated	NO	1
		00000	87-2600511				Level2 Medical Services, P.A. New Jersey	NJ	NIA	Physician(s) Owned	Influence	0.000	UnitedHealth Group Incorporated	NO	1
		00000	92-1153396				Level2 Medical Services, P.C. Alaska	AK	NIA	Physician(s) Owned	Influence	0.000	UnitedHealth Group Incorporated	NO	1
		00000	87-0989804				Level2 Medical Services, P.C. California	CA	NIA	Physician(s) Owned	Influence	0.000	UnitedHealth Group Incorporated	NO	1
		00000	61-1028180				Level2 Medical Services, P.C. Utah	UT	NIA	Physician(s) Owned	Influence	0.000	UnitedHealth Group Incorporated	NO	1
		00000	36-3468942				Lexington Surgery Center, Ltd.	KY	NIA	Surgery Center of Lexington, LLC	Ownership	75.500	UnitedHealth Group Incorporated	NO	2
		00000	71-0918189				LGH-A/Golf ASTC, L.L.C.	IL	NIA	Advocate-SCA Partners, LLC	Ownership	49.000	UnitedHealth Group Incorporated	NO	2
		00000	20-0468524				LHC Group, Inc.	DE	NIA	UnitedHealth Group Incorporated	Ownership	100.000	UnitedHealth Group Incorporated	NO	3
		00000	32-0409538				Life Strategies Counseling, Inc.	AR	NIA	Physician(s) Owned	Influence	0.000	UnitedHealth Group Incorporated	NO	1
		00000	26-3292877				Lifepoint Accountable Care Organization, LLC	DE	NIA	Collaborative Care Holdings, LLC	Ownership	100.000	UnitedHealth Group Incorporated	NO	
		00000	58-2305878				LifeSolutions Counseling Associates, P.C.	IN	NIA	Physician(s) Owned	Influence	0.000	UnitedHealth Group Incorporated	NO	1
		00000	51-0277181				Lifell Well Ltd. Co.	GA	NIA	HealthSCOPE Benefits, Inc.	Ownership	100.000	UnitedHealth Group Incorporated	NO	
		00000	88-0586923				Limestone Medical Center, LLC	DE	NIA	Virtua-SCA Holdings II, LLC	Ownership	60.000	UnitedHealth Group Incorporated	NO	2
		00000	82-2435405				Lindenhurst Holding, LLC	DE	NIA	SC Affiliates, LLC	Ownership	100.000	UnitedHealth Group Incorporated	NO	
		00000	98-1337963				Logan Surgical Suites, LLC	UT	NIA	SCA Northern Utah Holdings, LLC	Ownership	51.000	UnitedHealth Group Incorporated	NO	
		00000	98-1337963				Lotten-Eyes Oftalmologia Clinica e Cirurgica Ltda.	BRA	NIA	Esho - Empresa de Serviços Hospitalares S.A.	Ownership	0.000	UnitedHealth Group Incorporated	NO	
		00000	62-1179566				Lotten-Eyes Oftalmologia Clinica e Cirurgica Ltda.	BRA	NIA	Hospital Alvorada Taguatinga Ltda.	Ownership	100.000	UnitedHealth Group Incorporated	NO	
		00000	62-1179566				Louisville S.C., Ltd.	KY	NIA	Surgery Center of Louisville, LLC	Ownership	60.200	UnitedHealth Group Incorporated	NO	
		00000	62-1179566				Louisville-SC Properties, Inc.	KY	NIA	SC Affiliates, LLC	Ownership	100.000	UnitedHealth Group Incorporated	NO	

STATEMENT AS OF MARCH 31, 2023 OF THE UnitedHealthcare of the Midlands, Inc.

SCHEDULE Y
PART 1A - DETAIL OF INSURANCE HOLDING COMPANY SYSTEM

1	2	3	4	5	6	7	8	9	10	11	12	13	14	15	16
Group Code	Group Name	NAIC Company Code	ID Number	Federal RSSD	CIK	Name of Securities Exchange if Publicly Traded (U.S. or International)	Names of Parent, Subsidiaries Or Affiliates	Domiciliary Location	Relationship to Reporting Entity	Directly Controlled by (Name of Entity/Person)	Type of Control (Ownership, Board, Management, Attorney-in-Fact, Influence, Other)	If Control is Ownership Provide Percentage	Ultimate Controlling Entity(ies)/Person(s)	Is an SCA Filing Required? (Yes/No)	*
		00000	36-4119519				Loyola Ambulatory Surgery Center at Oakbrook, Inc.	IL	NIA	ASC Network, LLC	Ownership	100.000	UnitedHealth Group Incorporated	NO	
		00000	36-4119522				Loyola Ambulatory Surgery Center at Oakbrook, L.P.	IL	NIA	Loyola Ambulatory Surgery Center at Oakbrook, Inc.	Ownership	41.000	UnitedHealth Group Incorporated	NO	2
		00000	02-0749532				Lutheran Campus ASC, LLC	CO	NIA	SQLHS-SCA Holdings, LLC	Ownership	69.731	UnitedHealth Group Incorporated	NO	
		00000	20-2547795				Main Line Spine Surgery Center, LLC	PA	NIA	Virtua-SCA Holdings II, LLC	Ownership	55.000	UnitedHealth Group Incorporated	NO	2
0707	UnitedHealth Group Incorporated	60321	52-1803283				MANSI Life and Health Insurance Company	MD	IA	United HealthCare Services, Inc.	Ownership	100.000	UnitedHealth Group Incorporated	NO	
0707	UnitedHealth Group Incorporated	52014	65-0303864				Managed Care of North America, Inc.	FL	IA	MCNA Health Care Holdings, LLC	Ownership	100.000	UnitedHealth Group Incorporated	NO	
		00000	14-1782475				Managed Physical Network, Inc.	NY	NIA	OptumHealth Care Solutions, LLC	Ownership	100.000	UnitedHealth Group Incorporated	NO	
		00000	86-1354607				Mansfield Endoscopy Center, LLC	TX	NIA	Surgical Care Affiliates, LLC	Influence	0.000	UnitedHealth Group Incorporated	NO	
		00000	20-2880404				March Holdings, Inc.	CA	NIA	Specialty Benefits, LLC	Ownership	100.000	UnitedHealth Group Incorporated	NO	
		00000	95-4874334				March Vision Care Group, Incorporated	CA	NIA	California Spring Holdings, PC	Ownership	100.000	UnitedHealth Group Incorporated	NO	1
		00000	27-3115058				March Vision Care IPA, Inc.	NY	NIA	March Vision Care Group, Incorporated	Ownership	100.000	UnitedHealth Group Incorporated	NO	1
		00000	45-4227915				March Vision Care of Texas, Inc.	TX	NIA	March Vision Care Group, Incorporated	Ownership	100.000	UnitedHealth Group Incorporated	NO	1
		00000	20-3042852				March Vision Care, Inc.	CA	NIA	March Holdings, Inc.	Ownership	100.000	UnitedHealth Group Incorporated	NO	
		00000	75-2160466				Marietta Outpatient Surgery, Ltd. (L.P.)	GA	NIA	Marietta Surgical Center, Inc.	Ownership	66.575	UnitedHealth Group Incorporated	NO	
		00000	58-1539547				Marietta Surgical Center, Inc.	GA	NIA	SC Affiliates, LLC	Ownership	100.000	UnitedHealth Group Incorporated	NO	
		00000	94-3377073				Marin Health Ventures, LLC	CA	NIA	Marin Specialty Surgery Center, LLC	Ownership	100.000	UnitedHealth Group Incorporated	NO	
		00000	26-2637247				Marin Specialty Surgery Center, LLC	CA	NIA	MGH/SCA, LLC	Ownership	51.000	UnitedHealth Group Incorporated	NO	
		00000	26-2601943				Marin Surgery Holdings, Inc.	DE	NIA	SC Affiliates, LLC	Ownership	100.000	UnitedHealth Group Incorporated	NO	
		00000	85-2924503				Marlin Holding Company LLC	DE	NIA	Specialty Benefits, LLC	Ownership	100.000	UnitedHealth Group Incorporated	NO	
		00000	52-1456812				Maryland Ambulatory Centers, LLC	MD	NIA	Maryland-SCA Centers, LLC	Ownership	44.118	UnitedHealth Group Incorporated	NO	
		00000	52-1456812				Maryland Ambulatory Centers, LLC	MD	NIA	Surgery Center of Ellicott City, Inc.	Ownership	50.000	UnitedHealth Group Incorporated	NO	
		00000	52-1401791				Maryland-SCA Centers, LLC	DE	NIA	SC Affiliates, LLC	Ownership	100.000	UnitedHealth Group Incorporated	NO	
		00000					Massachusetts Assurance Company, Ltd. PIC	CYM	NIA	H&W Indemnity (SPC), Ltd.	Ownership	99.992	UnitedHealth Group Incorporated	NO	
		00000					Massachusetts Assurance Company, Ltd. PIC	CYM	NIA	Collaborative Care Holdings, LLC	Ownership	0.008	UnitedHealth Group Incorporated	NO	
		00000	20-0815305				Massachusetts Avenue Surgery Center, LLC	MD	NIA	SCA-Bethesda, LLC	Ownership	60.441	UnitedHealth Group Incorporated	NO	
		00000	20-0815305				Massachusetts Avenue Surgery Center, LLC	MD	NIA	SC Affiliates, LLC	Ownership	1.540	UnitedHealth Group Incorporated	NO	
		00000	43-1967820				MAT-RX DEVELOPMENT, L.L.C.	TX	NIA	WellMed Networks, Inc.	Ownership	100.000	UnitedHealth Group Incorporated	NO	1
		00000	35-2262695				ME Rx Fort Worth GP, L.L.C.	TX	NIA	MAT-RX DEVELOPMENT, L.L.C.	Ownership	100.000	UnitedHealth Group Incorporated	NO	1
		00000	62-1600267				McKenzie Surgery Center, L.P.	TN	NIA	SCA-Eugene, LLC	Ownership	31.000	UnitedHealth Group Incorporated	NO	2
		00000	45-2542951				MCNA Health Care Holdings, LLC	FL	NIA	Marlin Holding Company LLC	Ownership	100.000	UnitedHealth Group Incorporated	NO	
0707	UnitedHealth Group Incorporated	14063	52-2459969				MCNA Insurance Company	TX	IA	MCNA Health Care Holdings, LLC	Ownership	100.000	UnitedHealth Group Incorporated	NO	
		00000	45-3641822				MCNA Systems Corp.	FL	NIA	MCNA Health Care Holdings, LLC	Ownership	100.000	UnitedHealth Group Incorporated	NO	
		00000	42-1741594				MD Ops, Inc.	CA	NIA	North American Medical Management California, Inc.	Ownership	100.000	UnitedHealth Group Incorporated	NO	
0707	UnitedHealth Group Incorporated	96310	52-1169135				MD-Individual Practice Association, Inc.	MD	IA	United HealthCare Services, Inc.	Ownership	100.000	UnitedHealth Group Incorporated	NO	
		00000	83-1183650				ME AHS UC LLC	DE	NIA	Riverside Medical Management, LLC	Ownership	70.000	UnitedHealth Group Incorporated	NO	
		00000	81-0936574				ME Urgent Care Nebraska, Inc.	NE	NIA	Physician(s) Owned	Influence	0.000	UnitedHealth Group Incorporated	NO	1
		00000	31-1513127				MED3000 Health Solutions of the Virginias, L.L.C.	VA	NIA	Change Healthcare Practice Management Solutions Investments, Inc.	Ownership	51.000	UnitedHealth Group Incorporated	NO	
		00000	52-2039280				MED3000 Health Solutions Southeast	FL	NIA	Change Healthcare Practice Management Solutions, Inc.	Ownership	50.000	UnitedHealth Group Incorporated	NO	
		00000	52-2039280				MED3000 Health Solutions Southeast	FL	NIA	Change Healthcare Practice Management Solutions Investments, Inc.	Ownership	50.000	UnitedHealth Group Incorporated	NO	
		00000	20-3824377				MedExpress Development, LLC	FL	NIA	Urgent Care MSO, LLC	Ownership	100.000	UnitedHealth Group Incorporated	NO	
		00000	81-1265129				MedExpress Employed Services, Inc.	DE	NIA	Physician(s) Owned	Influence	0.000	UnitedHealth Group Incorporated	NO	1
		00000	81-4550969				MedExpress Primary Care Arizona, P.C.	AZ	NIA	Physician(s) Owned	Influence	0.000	UnitedHealth Group Incorporated	NO	1
		00000	84-4234388				MedExpress Primary Care Arkansas, P.A.	AR	NIA	Physician(s) Owned	Influence	0.000	UnitedHealth Group Incorporated	NO	1
		00000	81-4605885				MedExpress Primary Care Kansas, P.A.	KS	NIA	Physician(s) Owned	Influence	0.000	UnitedHealth Group Incorporated	NO	1

STATEMENT AS OF MARCH 31, 2023 OF THE UnitedHealthcare of the Midlands, Inc.

SCHEDULE Y
PART 1A - DETAIL OF INSURANCE HOLDING COMPANY SYSTEM

1	2	3	4	5	6	7	8	9	10	11	12	13	14	15	16
Group Code	Group Name	NAIC Company Code	ID Number	Federal RSSD	CIK	Name of Securities Exchange if Publicly Traded (U.S. or International)	Names of Parent, Subsidiaries Or Affiliates	Domiciliary Location	Relationship to Reporting Entity	Directly Controlled by (Name of Entity/Person)	Type of Control (Ownership, Board, Management, Attorney-in-Fact, Influence, Other)	If Control is Ownership Provide Percentage	Ultimate Controlling Entity(ies)/Person(s)	Is an SCA Filing Required? (Yes/No)	*
		00000	82-3384324				MedExpress Primary Care Maryland, P.C.	MD	NIA	Physician(s) Owned	Influence	0.000	UnitedHealth Group Incorporated	NO	1
		00000	82-1096099				MedExpress Primary Care Massachusetts, P.C.	MA	NIA	Physician(s) Owned	Influence	0.000	UnitedHealth Group Incorporated	NO	1
		00000	81-4396738				MedExpress Primary Care Minnesota P.C.	MIN	NIA	Physician(s) Owned	Influence	0.000	UnitedHealth Group Incorporated	NO	1
		00000	83-1077265				MedExpress Primary Care Oklahoma, P.C.	OK	NIA	Physician(s) Owned	Influence	0.000	UnitedHealth Group Incorporated	NO	1
							MedExpress Primary Care South Carolina, P.C.	SC	NIA	Physician(s) Owned	Influence	0.000	UnitedHealth Group Incorporated	NO	1
		00000	83-0764858												
		00000	84-2500750				MedExpress Primary Care Texas, P.A.	TX	NIA	Physician(s) Owned	Influence	0.000	UnitedHealth Group Incorporated	NO	1
		00000	82-3395792				MedExpress Primary Care Virginia, P.C.	VA	NIA	Physician(s) Owned	Influence	0.000	UnitedHealth Group Incorporated	NO	1
		00000	82-4401181				MedExpress Primary Care West Virginia, Inc.	WV	NIA	Physician(s) Owned	Influence	0.000	UnitedHealth Group Incorporated	NO	1
		00000	81-4563448				MedExpress Primary Care Wisconsin, S.C.	WI	NIA	Physician(s) Owned	Influence	0.000	UnitedHealth Group Incorporated	NO	1
							MedExpress Urgent Care - Northern New Jersey PC	NJ	NIA	Physician(s) Owned	Influence	0.000	UnitedHealth Group Incorporated	NO	1
		00000	83-2089623												
		00000	45-5388778				MedExpress Urgent Care - New Jersey, P.C.	NJ	NIA	Physician(s) Owned	Influence	0.000	UnitedHealth Group Incorporated	NO	1
		00000	32-0533926				MedExpress Urgent Care Alabama, LLC	AL	NIA	Urgent Care Holdings, LLC	Ownership	100.000	UnitedHealth Group Incorporated	NO	1
		00000	81-4030280				MedExpress Urgent Care Arizona, P.C.	AZ	NIA	Physician(s) Owned	Influence	0.000	UnitedHealth Group Incorporated	NO	1
		00000	46-4348120				MedExpress Urgent Care Arkansas, P.A.	AR	NIA	Physician(s) Owned	Influence	0.000	UnitedHealth Group Incorporated	NO	1
		00000	82-0930142				MedExpress Urgent Care California, P.C.	CA	NIA	Physician(s) Owned	Influence	0.000	UnitedHealth Group Incorporated	NO	1
		00000	81-1956812				MedExpress Urgent Care Connecticut, P.C.	CT	NIA	Physician(s) Owned	Influence	0.000	UnitedHealth Group Incorporated	NO	1
		00000	82-1135336				MedExpress Urgent Care Idaho, P.C.	ID	NIA	Physician(s) Owned	Influence	0.000	UnitedHealth Group Incorporated	NO	1
		00000	47-4308614				MedExpress Urgent Care Illinois, P.C.	IL	NIA	Physician(s) Owned	Influence	0.000	UnitedHealth Group Incorporated	NO	1
		00000	81-5353472				MedExpress Urgent Care Iowa, P.C.	IA	NIA	Physician(s) Owned	Influence	0.000	UnitedHealth Group Incorporated	NO	1
		00000	47-1919283				MedExpress Urgent Care Kansas, P.A.	KS	NIA	Physician(s) Owned	Influence	0.000	UnitedHealth Group Incorporated	NO	1
		00000	82-1719888				MedExpress Urgent Care Maine, Inc.	ME	NIA	Urgent Care Holdings, LLC	Ownership	100.000	UnitedHealth Group Incorporated	NO	1
		00000	81-1125396				MedExpress Urgent Care Minnesota P.C.	MIN	NIA	Physician(s) Owned	Influence	0.000	UnitedHealth Group Incorporated	NO	1
		00000	47-3132625				MedExpress Urgent Care Missouri P.C.	MO	NIA	Physician(s) Owned	Influence	0.000	UnitedHealth Group Incorporated	NO	1
		00000	82-0631738				MedExpress Urgent Care New Hampshire, Inc.	NH	NIA	Urgent Care Holdings, LLC	Ownership	100.000	UnitedHealth Group Incorporated	NO	1
		00000	81-5138747				MedExpress Urgent Care North Carolina, P.C.	NC	NIA	Physician(s) Owned	Influence	0.000	UnitedHealth Group Incorporated	NO	1
							MedExpress Urgent Care of Boynton Beach, LLC								
		00000	20-2545363					FL	NIA	MedExpress Development, LLC	Ownership	100.000	UnitedHealth Group Incorporated	NO	1
		00000	82-1919436				MedExpress Urgent Care Oregon, P.C.	OR	NIA	Physician(s) Owned	Influence	0.000	UnitedHealth Group Incorporated	NO	1
		00000	81-5362765				MedExpress Urgent Care Rhode Island, P.C.	RI	NIA	Physician(s) Owned	Influence	0.000	UnitedHealth Group Incorporated	NO	1
		00000	81-5380706				MedExpress Urgent Care South Carolina, P.C.	SC	NIA	Physician(s) Owned	Influence	0.000	UnitedHealth Group Incorporated	NO	1
		00000	47-5147441				MedExpress Urgent Care Texas, P.A.	TX	NIA	Physician(s) Owned	Influence	0.000	UnitedHealth Group Incorporated	NO	1
		00000	82-2443118				MedExpress Urgent Care Washington, P.C.	WA	NIA	Physician(s) Owned	Influence	0.000	UnitedHealth Group Incorporated	NO	1
		00000	81-4281678				MedExpress Urgent Care Wisconsin, S.C.	WI	NIA	Physician(s) Owned	Influence	0.000	UnitedHealth Group Incorporated	NO	1
		00000	85-1474287				MedExpress Urgent Care, Inc. - Ohio	OH	NIA	Urgent Care Holdings, LLC	Ownership	100.000	UnitedHealth Group Incorporated	NO	1
							MedExpress Urgent Care, Inc. - West Virginia								
		00000	26-4546400					WV	NIA	Physician(s) Owned	Influence	0.000	UnitedHealth Group Incorporated	NO	1
		00000	47-1804667				MedExpress Urgent Care, P.C. - Georgia	GA	NIA	Physician(s) Owned	Influence	0.000	UnitedHealth Group Incorporated	NO	1
		00000	90-0929572				MedExpress Urgent Care, P.C. - Indiana	IN	NIA	Physician(s) Owned	Influence	0.000	UnitedHealth Group Incorporated	NO	1
		00000	45-3461101				MedExpress Urgent Care, P.C. - Maryland	MD	NIA	Physician(s) Owned	Influence	0.000	UnitedHealth Group Incorporated	NO	1
							MedExpress Urgent Care, P.C. - Massachusetts								
		00000	47-1857908					MA	NIA	Physician(s) Owned	Influence	0.000	UnitedHealth Group Incorporated	NO	1
		00000	46-4793937				MedExpress Urgent Care, P.C. - Michigan	MI	NIA	Physician(s) Owned	Influence	0.000	UnitedHealth Group Incorporated	NO	1
		00000	47-1824365				MedExpress Urgent Care, P.C. - Oklahoma	OK	NIA	Physician(s) Owned	Influence	0.000	UnitedHealth Group Incorporated	NO	1
		00000	26-3750502				MedExpress Urgent Care, P.C. - Pennsylvania	PA	NIA	Physician(s) Owned	Influence	0.000	UnitedHealth Group Incorporated	NO	1
		00000	45-4973138				MedExpress Urgent Care, P.C. - Tennessee	TN	NIA	Physician(s) Owned	Influence	0.000	UnitedHealth Group Incorporated	NO	1
		00000	45-3123110				MedExpress Urgent Care, P.C. - Virginia	VA	NIA	Physician(s) Owned	Influence	0.000	UnitedHealth Group Incorporated	NO	1
		00000	83-1565124				MedExpress Urgent Care, P.S.C. - Kentucky	KY	NIA	Physician(s) Owned	Influence	0.000	UnitedHealth Group Incorporated	NO	1

STATEMENT AS OF MARCH 31, 2023 OF THE UnitedHealthcare of the Midlands, Inc.

SCHEDULE Y
PART 1A - DETAIL OF INSURANCE HOLDING COMPANY SYSTEM

1	2	3	4	5	6	7	8	9	10	11	12	13	14	15	16
Group Code	Group Name	NAIC Company Code	ID Number	Federal RSSD	CIK	Name of Securities Exchange if Publicly Traded (U.S. or International)	Names of Parent, Subsidiaries Or Affiliates	Domiciliary Location	Relationship to Reporting Entity	Directly Controlled by (Name of Entity/Person)	Type of Control (Ownership, Board, Management, Attorney-in-Fact, Influence, Other)	If Control is Ownership Provide Percentage	Ultimate Controlling Entity(ies)/Person(s)	Is an SCA Filing Required? (Yes/No)	*
		00000	45-5436856				MedExpress, Inc. – Delaware	DE	NIA	Physician(s) Owned	Influence	0.000	UnitedHealth Group Incorporated	NO	1
		00000	75-2566987				Medical Clinic of North Texas PLLC	TX	NIA	USMD Affiliated Services	Ownership	100.000	UnitedHealth Group Incorporated	NO	
		00000					Medical Hilfe S.A.	CHL	NIA	Saden S.A.	Ownership	0.000	UnitedHealth Group Incorporated	NO	
		00000					Medical Hilfe S.A.	CHL	NIA	Home Medical S.A.	Ownership	100.000	UnitedHealth Group Incorporated	NO	
		00000	95-4708497				Medical Support Los Angeles, Inc.	CA	NIA	MSLA Management LLC	Ownership	100.000	UnitedHealth Group Incorporated	NO	
		00000	26-0636717				Medical Surgical Centers of America, Inc.	DE	NIA	ASC Network, LLC	Ownership	100.000	UnitedHealth Group Incorporated	NO	
		00000	75-2515691				MedSynergies, LLC	DE	NIA	Mustang Razorback Holdings, Inc.	Ownership	100.000	UnitedHealth Group Incorporated	NO	
		00000	58-2101921				Melbourne Surgery Center, LLC	GA	NIA	Surgical Care Partners of Melbourne, LLC	Ownership	100.000	UnitedHealth Group Incorporated	NO	
		00000	82-4964787				Memorial City Holdings, LLC	DE	NIA	SCA-Memorial City, LLC	Ownership	51.000	UnitedHealth Group Incorporated	NO	
		00000	82-3689933				Memorial City Partners, LLC	DE	NIA	Memorial City Holdings, LLC	Ownership	51.000	UnitedHealth Group Incorporated	NO	
		00000	95-4688463				Memorial Healthcare IPA, GP	CA	NIA	MH Physician Three Holdco, a Medical Corporation	Ownership	99.000	UnitedHealth Group Incorporated	NO	1
		00000	37-1782795				Memorial Houston Surgery Center, LLC	TX	NIA	SCA-Memorial, LLC	Ownership	54.227	UnitedHealth Group Incorporated	NO	
		00000	26-1394069				MemorialCare Surgical Center at Orange Coast, LLC	CA	NIA	Beach Surgical Holdings LLC	Ownership	51.987	UnitedHealth Group Incorporated	NO	2
		00000	20-3678259				MemorialCare Surgical Center at Saddleback, LLC	CA	NIA	Beach Surgical Holdings LLC	Ownership	55.337	UnitedHealth Group Incorporated	NO	2
		00000	62-1396317				Mental Health Resources, PLLC	TN	NIA	Physician(s) Owned	Influence	0.000	UnitedHealth Group Incorporated	NO	1
		00000	27-0203906				Mesquite Liberty, LLC	NV	NIA	Sierra Health Services, Inc.	Ownership	80.357	UnitedHealth Group Incorporated	NO	
		00000	38-3861395				MGH/SCA, LLC	CA	NIA	Marin Surgery Holdings, Inc.	Ownership	99.000	UnitedHealth Group Incorporated	NO	
		00000	38-3861395				MGH/SCA, LLC	CA	NIA	SC Affiliates, LLC	Ownership	1.000	UnitedHealth Group Incorporated	NO	
		00000	27-4691544				MH Physician Three Holdco, a Medical Corporation	CA	NIA	Physician(s) Owned	Influence	0.000	UnitedHealth Group Incorporated	NO	1
		00000	27-2252446				MHC Real Estate Holdings, LLC	CA	NIA	Monarch Management Services, Inc.	Ownership	100.000	UnitedHealth Group Incorporated	NO	
		00000	80-0507474				MHCH, Inc.	CA	NIA	Monarch HealthCare, A Medical Group, Inc.	Ownership	100.000	UnitedHealth Group Incorporated	NO	1
		00000	27-4691508				MHIPA Physician Two Holdco, a Medical Corporation	CA	NIA	Physician(s) Owned	Influence	0.000	UnitedHealth Group Incorporated	NO	1
		00000	36-4600281				Miami Surgery Center, LLC	DE	NIA	SCA-Doral, LLC	Ownership	50.185	UnitedHealth Group Incorporated	NO	
.0707	UnitedHealth Group Incorporated	66087	62-0724538				Mid-West National Life Insurance Company of Tennessee	TX	IA	HealthMarkets, LLC	Ownership	100.000	UnitedHealth Group Incorporated	NO	
		00000	20-3345412				Midlands Orthopaedics Surgery Center, LLC	SC	NIA	SCA-Midlands, LLC	Ownership	39.561	UnitedHealth Group Incorporated	NO	2
		00000	20-8103522				Midwest Center for Day Surgery, LLC	IL	NIA	Advocate-SCA Partners, LLC	Ownership	55.457	UnitedHealth Group Incorporated	NO	
		00000	83-0543458				Mile High SurgiCenter, LLC	CO	NIA	SCA-Denver Physicians Holdings, LLC	Ownership	100.000	UnitedHealth Group Incorporated	NO	
		00000	47-2117693				Mindscapec Counseling, PLLC	CT	NIA	Refresh Connecticut, PLLC	Ownership	100.000	UnitedHealth Group Incorporated	NO	1
		00000	81-2977678				Mobile Medical Services of New Jersey, PC	NJ	NIA	Physician(s) Owned	Influence	0.000	UnitedHealth Group Incorporated	NO	1
		00000	30-0445773				Mobile Medical Services, P.C.	NY	NIA	Physician(s) Owned	Influence	0.000	UnitedHealth Group Incorporated	NO	1
		00000	63-0883553				Mobile-SC, LTD.	AL	NIA	SCA-Mobile, LLC	Ownership	20.000	UnitedHealth Group Incorporated	NO	2
		00000	85-3287029				Moen, M.D., P.C.	CA	NIA	Physician(s) Owned	Influence	0.000	UnitedHealth Group Incorporated	NO	1
		00000	22-3935634				Monarch Health Plan, Inc.	CA	NIA	Monarch HealthCare, A Medical Group, Inc.	Ownership	100.000	UnitedHealth Group Incorporated	NO	1
		00000	33-0587660				Monarch HealthCare, A Medical Group, Inc.	CA	NIA	MH Physician Three Holdco, a Medical Corporation	Ownership	100.000	UnitedHealth Group Incorporated	NO	1
		00000	45-3142852				Monarch Management Services, Inc.	DE	NIA	Collaborative Care Holdings, LLC	Ownership	100.000	UnitedHealth Group Incorporated	NO	
		00000	84-4887072				Monika Roots, M.D., P.C.	CA	NIA	Physician(s) Owned	Influence	0.000	UnitedHealth Group Incorporated	NO	1
		00000	52-1401868				Montgomery Surgery Center Limited Partnership	MD	NIA	Maryland-SCA Centers, LLC	Ownership	2.000	UnitedHealth Group Incorporated	NO	
		00000	52-1401868				Montgomery Surgery Center Limited Partnership	MD	NIA	Maryland Ambulatory Centers, LLC	Ownership	51.000	UnitedHealth Group Incorporated	NO	
		00000	26-3513595				Morris County Surgical Center, LLC	NJ	NIA	SCA-Morris County, LLC	Ownership	53.662	UnitedHealth Group Incorporated	NO	
		00000	81-1633765				MSLA Management LLC	DE	NIA	OptumServe Health Services, Inc.	Ownership	100.000	UnitedHealth Group Incorporated	NO	
		00000	62-1506649				Mt. Pleasant Surgery Center, L.P.	TN	NIA	Endoscopy Center Affiliates, Inc.	Ownership	1.000	UnitedHealth Group Incorporated	NO	

STATEMENT AS OF MARCH 31, 2023 OF THE UnitedHealthcare of the Midlands, Inc.

SCHEDULE Y
PART 1A - DETAIL OF INSURANCE HOLDING COMPANY SYSTEM

1	2	3	4	5	6	7	8	9	10	11	12	13	14	15	16
Group Code	Group Name	NAIC Company Code	ID Number	Federal RSSD	CIK	Name of Securities Exchange if Publicly Traded (U.S. or International)	Names of Parent, Subsidiaries Or Affiliates	Domi-ciliary Location	Relation-ship to Reporting Entity	Directly Controlled by (Name of Entity/Person)	Type of Control (Ownership, Board, Management, Attorney-in-Fact, Influence, Other)	If Control is Ownership Provide Percentage	Ultimate Controlling Entity(ies)/Person(s)	Is an SCA Filing Re-quired? (Yes/No)	*
		00000	62-1506649				Mt. Pleasant Surgery Center, L.P.	..TN.....	..NIA.....	SCA-Mt. Pleasant, LLC Esho - Empresa de Serviços Hospitalares	Ownership.....	..99.000	UnitedHealth Group Incorporated	..NO.....	
		00000	98-1285432				Mutiangiog Ltda.	..BRA.....	..NIA.....	S.A.	Ownership.....	..100.000	UnitedHealth Group Incorporated	..NO.....	
		00000	45-4450466				Murrells Inlet ASC, LLC	..SC.....	..NIA.....	SCA Murrells Inlet, LLC	Ownership.....	..65.000	UnitedHealth Group Incorporated	..NO.....	
		00000	20-4209261				Muskogee Surgical Investors, LLC	..OK.....	..NIA.....	Surgery Center of Muskogee, LLC	Ownership.....	..100.000	UnitedHealth Group Incorporated	..NO.....	
		00000	47-1935798				Mustang Razorback Holdings, Inc.	..DE.....	..NIA.....	Optum360 Solutions, LLC	Ownership.....	..100.000	UnitedHealth Group Incorporated	..NO.....	
		00000	26-2564744				My Wellness Solutions, LLC	..DE.....	..NIA.....	OptumHealth Care Solutions, LLC	Ownership.....	..100.000	UnitedHealth Group Incorporated	..NO.....	
		00000	20-3236839				NAMM Holdings, Inc.	..DE.....	..NIA.....	Aveta Inc.	Ownership.....	..100.000	UnitedHealth Group Incorporated	..NO.....	
		00000	56-2627070				NAMM Medical Group Holdings, Inc.	..CA.....	..NIA.....	Physician(s) Owned	Influence.....	..0.000	UnitedHealth Group Incorporated	..NO.....	1
		00000	45-4473815				National Decision Support Company, LLC	..DE.....	..NIA.....	Change Healthcare Solutions, LLC	Ownership.....	..100.000	UnitedHealth Group Incorporated	..NO.....	
.0707	UnitedHealth Group Incorporated	98205	73-1187572				National Foundation Life Insurance Company	..TX.....	..IA.....	Enterprise Life Insurance Company	Ownership.....	..100.000	UnitedHealth Group Incorporated	..NO.....	
		00000	75-2441699				National Health Information Network, Inc.	..TX.....	..NIA.....	eRx Network, LLC	Ownership.....	..100.000	UnitedHealth Group Incorporated	..NO.....	
.0707	UnitedHealth Group Incorporated	95251	76-0196559				National Pacific Dental, Inc.	..TX.....	..IA.....	Dental Benefit Providers, Inc.	Ownership.....	..100.000	UnitedHealth Group Incorporated	..NO.....	
		00000	36-3549627				National Surgery Centers, LLC	..DE.....	..NIA.....	Surgical Care Affiliates, LLC	Ownership.....	..100.000	UnitedHealth Group Incorporated	..NO.....	
		00000	45-3735192				Navigator Health, Inc.	..DE.....	..NIA.....	naviHealth Holdings, LLC	Ownership.....	..100.000	UnitedHealth Group Incorporated	..NO.....	
		00000	84-2283691				Naviguard, Inc.	..DE.....	..NIA.....	United HealthCare Services, Inc.	Ownership.....	..100.000	UnitedHealth Group Incorporated	..NO.....	
		00000	84-3482655				naviHealth Care at Home, LLC	..DE.....	..NIA.....	naviHealth, Inc.	Ownership.....	..100.000	UnitedHealth Group Incorporated	..NO.....	
		00000	84-5020906				naviHealth Coordinated Care, LLC	..DE.....	..NIA.....	naviHealth, Inc.	Ownership.....	..100.000	UnitedHealth Group Incorporated	..NO.....	
		00000	35-2431677				naviHealth Holdings, LLC	..DE.....	..NIA.....	Nomad Buyer, Inc.	Ownership.....	..100.000	UnitedHealth Group Incorporated	..NO.....	
		00000	84-3469040				naviHealth Michigan HBPC, P.C.	..MI.....	..NIA.....	Physician(s) Owned	Influence.....	..0.000	UnitedHealth Group Incorporated	..NO.....	1
		00000	61-1669841				naviHealth SM Holdings, Inc.	..DE.....	..NIA.....	naviHealth Holdings, LLC	Ownership.....	..100.000	UnitedHealth Group Incorporated	..NO.....	
		00000	36-4719151				naviHealth, Inc.	..DE.....	..NIA.....	naviHealth Holdings, LLC	Ownership.....	..100.000	UnitedHealth Group Incorporated	..NO.....	
		00000	47-2693055				NC Center For Resiliency, PLLC	..NC.....	..NIA.....	Physician(s) Owned	Influence.....	..0.000	UnitedHealth Group Incorporated	..NO.....	1
.0707	UnitedHealth Group Incorporated	95123	65-0996107				Neighborhood Health Partnership, Inc.	..FL.....	..IA.....	UnitedHealthcare, Inc.	Ownership.....	..100.000	UnitedHealth Group Incorporated	..NO.....	
		00000	20-4755277				Netwerkes, LLC	..TN.....	..NIA.....	Optum360 Solutions, LLC	Ownership.....	..100.000	UnitedHealth Group Incorporated	..NO.....	
.0707	UnitedHealth Group Incorporated	95758	88-0228572				Nevada Pacific Dental	..NV.....	..IA.....	Dental Benefit Providers, Inc.	Ownership.....	..100.000	UnitedHealth Group Incorporated	..NO.....	
		00000	72-1267232				New Orleans Regional Physician Hospital Organization, L.L.C.	..LA.....	..NIA.....	UnitedHealthcare, Inc.	Ownership.....	..100.000	UnitedHealth Group Incorporated	..NO.....	
		00000	93-1173779				New Perspectives Center for Counseling & Therapy, L.L.C.	..OR.....	..NIA.....	Physician(s) Owned	Influence.....	..0.000	UnitedHealth Group Incorporated	..NO.....	1
		00000	84-1250135				New West Physicians, Inc.	..CO.....	..NIA.....	Newton Holdings, LLC	Ownership.....	..100.000	UnitedHealth Group Incorporated	..NO.....	
		00000	86-3891057				New York Licensed Clinical Social Work, P.C.	..NY.....	..NIA.....	Physician(s) Owned	Influence.....	..0.000	UnitedHealth Group Incorporated	..NO.....	1
		00000	30-1080342				Newton Holdings, LLC	..DE.....	..NIA.....	Collaborative Care Holdings, LLC	Ownership.....	..100.000	UnitedHealth Group Incorporated	..NO.....	
		00000	83-1111251				Nomad Buyer, Inc.	..DE.....	..NIA.....	UnitedHealth Group Incorporated	Ownership.....	..100.000	UnitedHealth Group Incorporated	..NO.....	
		00000	33-0673955				North American Medical Management California, Inc.	..TN.....	..NIA.....	NAMM Holdings, Inc.	Ownership.....	..100.000	UnitedHealth Group Incorporated	..NO.....	
		00000	27-2248103				North Dallas Surgical Center, LLC	..DE.....	..NIA.....	Surgical Care Affiliates, LLC	Influence.....	..0.000	UnitedHealth Group Incorporated	..NO.....	
		00000	91-1276412				North Kitsap Ambulatory Surgery Center, LLC	..WA.....	..NIA.....	SCA Pacific Surgery Holdings, LLC	Ownership.....	..9.990	UnitedHealth Group Incorporated	..NO.....	2
		00000	20-2564137				North Puget Sound Oncology Equipment Leasing Company, LLC	..WA.....	..NIA.....	Everett MSO, Inc.	Ownership.....	..71.250	UnitedHealth Group Incorporated	..NO.....	
		00000	81-1573604				Northern California Physicians Network, Inc., a Professional Corporation	..CA.....	..NIA.....	Shark Holdings, P.C.	Ownership.....	..100.000	UnitedHealth Group Incorporated	..NO.....	1
		00000	88-0245121				Northern Nevada Health Network, Inc.	..NV.....	..NIA.....	Sierra Health Services, Inc.	Ownership.....	..100.000	UnitedHealth Group Incorporated	..NO.....	
		00000	63-1240726				Northern Rockies Surgery Center, L.P.	..TN.....	..NIA.....	Northern Rockies Surgicenter, Inc.	Ownership.....	..34.000	UnitedHealth Group Incorporated	..NO.....	2
		00000	81-0399251				Northern Rockies Surgicenter, Inc.	..MT.....	..NIA.....	National Surgery Centers, LLC	Ownership.....	..100.000	UnitedHealth Group Incorporated	..NO.....	
		00000	62-1664325				Northlake Surgical Center, L.P.	..GA.....	..NIA.....	Northlake Surgicare, Inc.	Ownership.....	..100.000	UnitedHealth Group Incorporated	..NO.....	
		00000	62-1643337				Northlake Surgicare, Inc.	..GA.....	..NIA.....	SC Affiliates, LLC	Ownership.....	..100.000	UnitedHealth Group Incorporated	..NO.....	
		00000	86-0646417				Northlight Counseling Associates, Inc.	..AZ.....	..NIA.....	Physician(s) Owned	Influence.....	..0.000	UnitedHealth Group Incorporated	..NO.....	1

STATEMENT AS OF MARCH 31, 2023 OF THE UnitedHealthcare of the Midlands, Inc.

SCHEDULE Y
PART 1A - DETAIL OF INSURANCE HOLDING COMPANY SYSTEM

1	2	3	4	5	6	7	8	9	10	11	12	13	14	15	16
Group Code	Group Name	NAIC Company Code	ID Number	Federal RSSD	CIK	Name of Securities Exchange if Publicly Traded (U.S. or International)	Names of Parent, Subsidiaries Or Affiliates	Domi-ciliary Location	Relation-ship to Reporting Entity	Directly Controlled by (Name of Entity/Person)	Type of Control (Ownership, Board, Management, Attorney-in-Fact, Influence, Other)	If Control is Ownership Provide Percentage	Ultimate Controlling Entity(ies)/Person(s)	Is an SCA Filing Re-quired? (Yes/No)	*
		00000	91-1699944				Northwest Medical Group Alliance, LLC Northwest Spine and Laser Surgery Center LLC	WA	NIA	The Polyclinic, PLLC	Ownership	21.480	UnitedHealth Group Incorporated	NO	1
		00000	45-5055997					OR	NIA	Providence & SCA Off-Campus Holdings, LLC	Ownership	51.515	UnitedHealth Group Incorporated	NO	
		00000	37-1007387					DE	NIA	Surgery Center Holding, LLC	Ownership	100.000	UnitedHealth Group Incorporated	NO	
		00000	75-2494046				Northwest Surgicare, LLC Northwest Surgicare, Ltd., an Illinois Limited Partnership Northwest Surgicare, Ltd., an Illinois Limited Partnership	IL	NIA	Northwest Surgicare, LLC	Ownership	53.683	UnitedHealth Group Incorporated	NO	
		00000	75-2494046					IL	NIA	Endoscopy Center Affiliates, Inc.	Ownership	1.000	UnitedHealth Group Incorporated	NO	
		00000	61-1855159				MPN IPA Washington, PLLC	WA	NIA	Everett Physicians, Inc. P.S.	Ownership	100.000	UnitedHealth Group Incorporated	NO	1
		00000	56-1963226				NSC Greensboro West, LLC	DE	NIA	National Surgery Centers, LLC	Ownership	49.000	UnitedHealth Group Incorporated	NO	2
		00000	56-1775016				NSC Greensboro, LLC	DE	NIA	National Surgery Centers, LLC	Ownership	100.000	UnitedHealth Group Incorporated	NO	
		00000	36-4210296				NSC Lancaster, LLC	DE	NIA	National Surgery Centers, LLC	Ownership	100.000	UnitedHealth Group Incorporated	NO	
		00000	91-1553479				NSC Seattle, Inc.	WA	NIA	National Surgery Centers, LLC	Ownership	100.000	UnitedHealth Group Incorporated	NO	
		00000	33-0812824				NSC Upland, LLC	DE	NIA	National Surgery Centers, LLC	Ownership	100.000	UnitedHealth Group Incorporated	NO	
		00000	38-2481929				Oakland Psychological Clinic, P.C.	MI	NIA	Perspectives of Troy, P.C.	Ownership	100.000	UnitedHealth Group Incorporated	NO	1
		00000	83-4364718				OC Cardiology Practice Partners, LLC	DE	NIA	SC Affiliates, LLC	Ownership	100.000	UnitedHealth Group Incorporated	NO	
		00000	84-3189778				OCC MSO, LLC	DE	NIA	OptumCare Specialty Practices, LLC	Ownership	50.000	UnitedHealth Group Incorporated	NO	
		00000	45-2662292				OhioSolutions.org LLC	OH	NIA	Refresh Mental Health, Inc.	Ownership	100.000	UnitedHealth Group Incorporated	NO	
		00000	93-0979031				OHR Physician Group, P.C.	OR	NIA	Physician(s) Owned	Influence	0.000	UnitedHealth Group Incorporated	NO	1
		00000	98-1454609				Omesa SpA	CHL	NIA	Vida Integra S.p.A.	Ownership	99.996	UnitedHealth Group Incorporated	NO	
		00000	98-1454609				Omesa SpA	CHL	NIA	Saden S.A.	Ownership	0.004	UnitedHealth Group Incorporated	NO	
		00000	27-0062838				OmniClaim, LLC	DE	NIA	Equian, LLC	Ownership	100.000	UnitedHealth Group Incorporated	NO	
		00000	98-1456252				Onocore S.A.C.	PER	NIA	Pacifico S.A. Entidad Prestadora de Salud	Ownership	80.000	UnitedHealth Group Incorporated	NO	
		00000	26-1914835				Ophthalmology Surgery Center of Dallas, LLC	TX	NIA	Surgical Care Affiliates, LLC	Influence	0.000	UnitedHealth Group Incorporated	NO	
.0707	UnitedHealth Group Incorporated	96940	52-1518174				Optimum Choice, Inc.	MD	IA	United HealthCare Services, Inc.	Ownership	100.000	UnitedHealth Group Incorporated	NO	
		00000	47-0858534	3202702			Optum Bank, Inc.	UT	NIA	Optum Financial, Inc.	Ownership	100.000	UnitedHealth Group Incorporated	NO	
		00000	36-3437660				Optum Biometrics, Inc.	IL	NIA	OptumHealth Care Solutions, LLC	Ownership	100.000	UnitedHealth Group Incorporated	NO	
		00000	45-4770582				Optum Care Network of Indiana, LLC	IN	NIA	AHN Target Holdings, LLC	Ownership	100.000	UnitedHealth Group Incorporated	NO	
		00000	45-3143218				Optum Care Networks, Inc.	DE	NIA	Collaborative Care Holdings, LLC	Ownership	100.000	UnitedHealth Group Incorporated	NO	
		00000	13-4138665				Optum Care of New York Management, Inc.	NY	NIA	Inspiris, Inc.	Ownership	100.000	UnitedHealth Group Incorporated	NO	
		00000	26-0683057				Optum Care Services Company	TN	NIA	Inspiris, Inc.	Ownership	100.000	UnitedHealth Group Incorporated	NO	
		00000	83-1959511				Optum Care, Inc.	DE	NIA	Collaborative Care Services, Inc.	Ownership	100.000	UnitedHealth Group Incorporated	NO	
		00000	75-2778455				Optum Clinic, P.A.	TX	NIA	Physician(s) Owned	Influence	0.000	UnitedHealth Group Incorporated	NO	1
		00000	88-1704725				Optum Clinics Holding Company, Inc.	DE	NIA	Collaborative Care Holdings, LLC	Ownership	100.000	UnitedHealth Group Incorporated	NO	
		00000	20-3253658				Optum Compounding Services, LLC	AZ	NIA	Optum Pharmacy 801, Inc.	Ownership	100.000	UnitedHealth Group Incorporated	NO	
		00000					Optum Digital Health Holdings, LLC	DE	NIA	Optum Services, Inc.	Ownership	100.000	UnitedHealth Group Incorporated	NO	
		00000	46-1981651				Optum Direct To Consumer, LLC	DE	NIA	RVO Health, LLC	Ownership	100.000	UnitedHealth Group Incorporated	NO	
		00000					Optum Everycare, P.C.	PRI	NIA	Physician(s) Owned	Influence	0.000	UnitedHealth Group Incorporated	NO	1
		00000	47-0858530				Optum Financial, Inc.	DE	NIA	OptumHealth Holdings, LLC	Ownership	100.000	UnitedHealth Group Incorporated	NO	
		00000					Optum Frontier Therapies Commercial Services, Inc.	DE	NIA	Optum Frontier Therapies Holdings, LLC	Ownership	100.000	UnitedHealth Group Incorporated	NO	
		00000	85-2786455				Optum Frontier Therapies Holdings, LLC	DE	NIA	Optum, Inc.	Ownership	100.000	UnitedHealth Group Incorporated	NO	
		00000	45-2532834				Optum Frontier Therapies II, LLC	NV	NIA	Optum Frontier Therapies Holdings, LLC	Ownership	100.000	UnitedHealth Group Incorporated	NO	
		00000	45-2301399				Optum Frontier Therapies, LLC	MI	NIA	Optum Frontier Therapies Holdings, LLC	Ownership	100.000	UnitedHealth Group Incorporated	NO	
		00000	87-1335182				Optum Genomics, Inc.	DE	NIA	United HealthCare Services, Inc.	Ownership	100.000	UnitedHealth Group Incorporated	NO	
		00000	98-1103015				Optum Global Solutions (India) Private Limited	IND	NIA	UnitedHealth International, Inc.	Ownership	0.001	UnitedHealth Group Incorporated	NO	
		00000	98-1103015				Optum Global Solutions (India) Private Limited	IND	NIA	Optum Global Solutions International B.V.	Ownership	99.999	UnitedHealth Group Incorporated	NO	
		00000	98-1097776				Optum Global Solutions (Philippines), Inc.	PHL	NIA	Optum Global Solutions International B.V.	Ownership	99.993	UnitedHealth Group Incorporated	NO	

16:20

STATEMENT AS OF MARCH 31, 2023 OF THE UnitedHealthcare of the Midlands, Inc.

SCHEDULE Y
PART 1A - DETAIL OF INSURANCE HOLDING COMPANY SYSTEM

1	2	3	4	5	6	7	8	9	10	11	12	13	14	15	16
Group Code	Group Name	NAIC Company Code	ID Number	Federal RSSD	CIK	Name of Securities Exchange if Publicly Traded (U.S. or International)	Names of Parent, Subsidiaries Or Affiliates	Domi-ciliary Location	Relation-ship to Reporting Entity	Directly Controlled by (Name of Entity/Person)	Type of Control (Ownership, Board, Management, Attorney-in-Fact, Influence, Other)	If Control is Ownership Provide Percentage	Ultimate Controlling Entity(ies)/Person(s)	Is an SCA Filing Re-quired? (Yes/No)	*
		00000					Optum Global Solutions Colombia S.A.S.	.COL	NIA	Bordeaux UK Holdings II Limited	Ownership	100.000	UnitedHealth Group Incorporated	NO	
		00000	98-1201187				Optum Global Solutions International B.V.	.NLD	NIA	OptumHealth International B.V.	Ownership	2.520	UnitedHealth Group Incorporated	NO	
		00000	98-1201187				Optum Global Solutions International B.V.	.NLD	NIA	Optum Technology, LLC	Ownership	97.480	UnitedHealth Group Incorporated	NO	
		00000	04-3574101				Optum Government Solutions, Inc.	.DE	NIA	OptumInsight, Inc.	Ownership	100.000	UnitedHealth Group Incorporated	NO	
		00000	30-0226127				Optum Growth Partners Holdings, Inc.	.DE	NIA	Optum, Inc.	Ownership	100.000	UnitedHealth Group Incorporated	NO	
		00000	84-3719654				Optum Growth Partners, LLC	.DE	NIA	Optum Growth Partners Holdings, Inc.	Ownership	100.000	UnitedHealth Group Incorporated	NO	
							Optum Health & Technology (Hong Kong) Limited								
		00000					Optum Health & Technology (India) Private Limited	.HKG	NIA	OptumHealth International B.V.	Ownership	100.000	UnitedHealth Group Incorporated	NO	
		00000	98-1095799				Optum Health & Technology (India) Private Limited	.IND	NIA	United Behavioral Health	Ownership	0.001	UnitedHealth Group Incorporated	NO	
		00000	98-1095799				Optum Health & Technology (India) Private Limited	.IND	NIA	OptumHealth International B.V.	Ownership	99.999	UnitedHealth Group Incorporated	NO	
		00000	98-1097886				Optum Health & Technology (Singapore) Pte. Ltd.	.SGP	NIA	OptumHealth International B.V.	Ownership	100.000	UnitedHealth Group Incorporated	NO	
		00000	20-2149493				Optum Health & Technology (US), LLC	.MO	NIA	OptumHealth Holdings, LLC	Ownership	100.000	UnitedHealth Group Incorporated	NO	
							Optum Health & Technology Holdings (US), Inc.								
		00000	43-1747235				Optum Health & Technology Serviços do Brasil Ltda.	.MO	NIA	Optum, Inc.	Ownership	100.000	UnitedHealth Group Incorporated	NO	
		00000	98-1184561				Optum Health & Technology Serviços do Brasil Ltda.	.BRA	NIA	OptumInsight, Inc.	Ownership	0.002	UnitedHealth Group Incorporated	NO	
		00000	98-1184561				Optum Health Networks, Inc.	.BRA	NIA	Optum Global Solutions International B.V.	Ownership	99.998	UnitedHealth Group Incorporated	NO	
		00000	27-2309024				Optum Health Plan of California	.DE	NIA	Collaborative Care Holdings, LLC	Ownership	100.000	UnitedHealth Group Incorporated	NO	
		00000	46-2385459							OptumCare Holdings, LLC	Ownership	100.000	UnitedHealth Group Incorporated	NO	
										Optum Health & Technology Holdings (US), Inc.	Ownership	100.000	UnitedHealth Group Incorporated	NO	
		00000	98-1097921				Optum Health Services (Canada) Ltd.	.CAN	NIA	Inc.	Ownership	100.000	UnitedHealth Group Incorporated	NO	
		00000	98-1406274				Optum Health Solutions (Australia) Pty Ltd.	.AUS	NIA	Optum UK Solutions Group Limited	Ownership	100.000	UnitedHealth Group Incorporated	NO	
		00000	98-1147355				Optum Health Solutions (UK) Limited	.GBR	NIA	Optum UK Solutions Group Limited	Ownership	100.000	UnitedHealth Group Incorporated	NO	
		00000	58-2068880				Optum Healthcare of Illinois, Inc.	.GA	NIA	Optum Women's and Children's Health, LLC	Ownership	100.000	UnitedHealth Group Incorporated	NO	
		00000	20-0212381				Optum Hospice Pharmacy Services, LLC	.DE	NIA	OptumRx Health Solutions, LLC	Ownership	100.000	UnitedHealth Group Incorporated	NO	
		00000	11-2997132				Optum Infusion Services 100, Inc.	.NY	NIA	Optum Infusion Services 500, Inc.	Ownership	100.000	UnitedHealth Group Incorporated	NO	
		00000	11-3485985				Optum Infusion Services 101, Inc.	.NY	NIA	Optum Infusion Services 100, Inc.	Ownership	100.000	UnitedHealth Group Incorporated	NO	
		00000	27-1533840				Optum Infusion Services 103, LLC	.DE	NIA	Serquinox Holdings LLC	Ownership	100.000	UnitedHealth Group Incorporated	NO	
		00000	57-0861358				Optum Infusion Services 200, Inc.	.SC	NIA	Ambient Healthcare, Inc.	Ownership	100.000	UnitedHealth Group Incorporated	NO	
		00000	55-0802777				Optum Infusion Services 201, Inc.	.FL	NIA	Ambient Healthcare, Inc.	Ownership	100.000	UnitedHealth Group Incorporated	NO	
		00000	20-4881413				Optum Infusion Services 202, Inc.	.FL	NIA	Ambient Healthcare, Inc.	Ownership	100.000	UnitedHealth Group Incorporated	NO	
		00000	33-1012700				Optum Infusion Services 203, Inc.	.FL	NIA	Ambient Healthcare, Inc.	Ownership	100.000	UnitedHealth Group Incorporated	NO	
		00000	55-0802774				Optum Infusion Services 204, Inc.	.FL	NIA	Ambient Healthcare, Inc.	Ownership	100.000	UnitedHealth Group Incorporated	NO	
		00000	26-3738273				Optum Infusion Services 205, Inc.	.FL	NIA	Ambient Healthcare, Inc.	Ownership	100.000	UnitedHealth Group Incorporated	NO	
		00000	63-1284325				Optum Infusion Services 206, Inc.	.AL	NIA	Ambient Healthcare, Inc.	Ownership	100.000	UnitedHealth Group Incorporated	NO	
		00000	63-0964525				Optum Infusion Services 207, Inc.	.AL	NIA	Optum Infusion Services 206, Inc.	Ownership	100.000	UnitedHealth Group Incorporated	NO	
		00000	20-4963945				Optum Infusion Services 208, Inc.	.NC	NIA	Ambient Healthcare, Inc.	Ownership	100.000	UnitedHealth Group Incorporated	NO	
		00000	55-0802779				Optum Infusion Services 209, Inc.	.GA	NIA	Ambient Healthcare, Inc.	Ownership	100.000	UnitedHealth Group Incorporated	NO	
		00000	75-2196224				Optum Infusion Services 301, LP	.OK	NIA	Optum Infusion Services 500, Inc.	Ownership	99.950	UnitedHealth Group Incorporated	NO	
		00000	75-2196224				Optum Infusion Services 301, LP	.OK	NIA	Optum Infusion Services 305, LLC	Ownership	0.050	UnitedHealth Group Incorporated	NO	
		00000	27-0668812				Optum Infusion Services 302, LLC	.NE	NIA	Optum Infusion Services 500, Inc.	Ownership	100.000	UnitedHealth Group Incorporated	NO	
		00000	26-2565032				Optum Infusion Services 305, LLC	.DE	NIA	Optum Infusion Services 500, Inc.	Ownership	100.000	UnitedHealth Group Incorporated	NO	
		00000	20-3741084				Optum Infusion Services 308, LLC	.AZ	NIA	SCP Specialty Infusion, LLC	Ownership	100.000	UnitedHealth Group Incorporated	NO	
		00000	02-0653265				Optum Infusion Services 401, LLC	.CA	NIA	SCP Specialty Infusion, LLC	Ownership	100.000	UnitedHealth Group Incorporated	NO	
		00000	26-4312858				Optum Infusion Services 402, LLC	.CA	NIA	SCP Specialty Infusion, LLC	Ownership	100.000	UnitedHealth Group Incorporated	NO	
		00000	47-0941801				Optum Infusion Services 403, LLC	.CA	NIA	SCP Specialty Infusion, LLC	Ownership	100.000	UnitedHealth Group Incorporated	NO	

16.21

STATEMENT AS OF MARCH 31, 2023 OF THE UnitedHealthcare of the Midlands, Inc.

SCHEDULE Y
PART 1A - DETAIL OF INSURANCE HOLDING COMPANY SYSTEM

1	2	3	4	5	6	7	8	9	10	11	12	13	14	15	16
Group Code	Group Name	NAIC Company Code	ID Number	Federal RSSD	CIK	Name of Securities Exchange if Publicly Traded (U.S. or International)	Names of Parent, Subsidiaries Or Affiliates	Domiciliary Location	Relationship to Reporting Entity	Directly Controlled by (Name of Entity/Person)	Type of Control (Ownership, Board, Management, Attorney-in-Fact, Influence, Other)	If Control is Ownership Provide Percentage	Ultimate Controlling Entity(ies)/Person(s)	Is an SCA Filing Required? (Yes/No)	*
		00000	93-1103256				Optum Infusion Services 404, LLC	OR	NIA	SCP Specialty Infusion, LLC	Ownership	100.000	UnitedHealth Group Incorporated	NO	
		00000	27-3918706				Optum Infusion Services 500, Inc.	DE	NIA	AxelaCare, LLC	Ownership	100.000	UnitedHealth Group Incorporated	NO	
		00000	84-2822134				Optum Infusion Services 501, Inc.	DE	NIA	Optum Infusion Services 500, Inc.	Ownership	100.000	UnitedHealth Group Incorporated	NO	
		00000	01-0808529				Optum Infusion Services 550, LLC	DE	NIA	Diplomat Blocker, LLC	Ownership	100.000	UnitedHealth Group Incorporated	NO	
		00000	04-3041221				Optum Infusion Services 551, LLC	CT	NIA	Diplomat Pharmacy, Inc.	Ownership	100.000	UnitedHealth Group Incorporated	NO	
		00000	02-0651651				Optum Infusion Services 553, LLC	NC	NIA	Diplomat Pharmacy, Inc.	Ownership	100.000	UnitedHealth Group Incorporated	NO	
		00000	46-3275933				Optum Infusion Services 554, Inc.	NY	NIA	Diplomat Pharmacy, Inc.	Ownership	100.000	UnitedHealth Group Incorporated	NO	
.0707	UnitedHealth Group Incorporated	69647	31-0628424				Optum Insurance of Ohio, Inc.	OH	IA	OptumRx PBM of Maryland, LLC	Ownership	100.000	UnitedHealth Group Incorporated	NO	
		00000	46-1615964				Optum Labs Topaz, Inc.	DE	NIA	Optum, Inc.	Ownership	100.000	UnitedHealth Group Incorporated	NO	
		00000					Optum Labs, Inc.	PHL	NIA	Optum Labs, LLC	Ownership	99.992	UnitedHealth Group Incorporated	NO	
		00000	80-0315079				Optum Labs, LLC	DE	NIA	United HealthCare Services, Inc.	Ownership	100.000	UnitedHealth Group Incorporated	NO	
		00000	98-1209730				Optum Life Sciences (Canada) Inc.	CAN	NIA	OptumInsight Life Sciences, Inc.	Ownership	100.000	UnitedHealth Group Incorporated	NO	
		00000	98-1098190				Optum Management Consulting (Shanghai) Co., Ltd.	CHN	NIA	Optum Health & Technology Holdings (US), Inc.	Ownership	100.000	UnitedHealth Group Incorporated	NO	
		00000	22-3624559				Optum Medical Care of New Jersey, P.C.	NJ	NIA	Physician(s) Owned	Influence	0.000	UnitedHealth Group Incorporated	NO	1
		00000	13-3544120				Optum Medical Care, P.C.	NY	NIA	Physician(s) Owned	Influence	0.000	UnitedHealth Group Incorporated	NO	1
		00000	30-0826311				Optum Medical Services of California, P.C.	CA	NIA	Physician(s) Owned	Influence	0.000	UnitedHealth Group Incorporated	NO	1
		00000	45-5424191				Optum Medical Services of Colorado, P.C.	CO	NIA	Physician(s) Owned	Influence	0.000	UnitedHealth Group Incorporated	NO	1
		00000	45-3866363				Optum Medical Services, P.C.	NC	NIA	Physician(s) Owned	Influence	0.000	UnitedHealth Group Incorporated	NO	1
.0707	UnitedHealth Group Incorporated	11068	30-0029448				Optum Networks of New Jersey, Inc.	DE	IA	OrthoNet Holdings, Inc.	Ownership	100.000	UnitedHealth Group Incorporated	NO	
		00000	58-1873062				Optum of New York, Inc.	NY	NIA	Optum Women's and Children's Health, LLC	Ownership	100.000	UnitedHealth Group Incorporated	NO	
		00000	98-1097761				Optum Operations (Ireland) Unlimited Company	IRL	NIA	UHC Finance (Ireland) Limited	Ownership	100.000	UnitedHealth Group Incorporated	NO	
		00000	85-3355553				Optum Oregon MSO, LLC	DE	NIA	Collaborative Care Holdings, LLC	Ownership	100.000	UnitedHealth Group Incorporated	NO	
		00000	88-0934943				Optum Peak Endoscopy Center, LLC	DE	NIA	Optum SCA CS JV Holdings, LLC	Ownership	51.000	UnitedHealth Group Incorporated	NO	
		00000	45-3629080				Optum Perks LLC	DE	NIA	RVO Health, LLC	Ownership	100.000	UnitedHealth Group Incorporated	NO	
		00000	87-1235240				Optum Pharma Services Holdings, Inc.	DE	NIA	Optum, Inc.	Ownership	100.000	UnitedHealth Group Incorporated	NO	
		00000	36-4435924				Optum Pharmacy 601, LLC	FL	NIA	Apothecary Holdings, Inc.	Ownership	100.000	UnitedHealth Group Incorporated	NO	
		00000	82-4030553				Optum Pharmacy 700, LLC	DE	NIA	OptumRx Administrative Services, LLC	Ownership	100.000	UnitedHealth Group Incorporated	NO	
		00000	84-2827343				Optum Pharmacy 701, LLC	DE	NIA	OptumRx Administrative Services, LLC	Ownership	100.000	UnitedHealth Group Incorporated	NO	
		00000	46-2731176				Optum Pharmacy 702, LLC	IN	NIA	OptumRx PBM of Illinois, Inc.	Ownership	100.000	UnitedHealth Group Incorporated	NO	
		00000	20-2719823				Optum Pharmacy 704, Inc.	TX	NIA	BriovaRx of Florida, Inc.	Ownership	100.000	UnitedHealth Group Incorporated	NO	
		00000	55-0824381				Optum Pharmacy 705, LLC	AL	NIA	BriovaRx of Maine, Inc.	Ownership	100.000	UnitedHealth Group Incorporated	NO	
		00000	74-3103518				Optum Pharmacy 706, Inc.	NY	NIA	Salveo Specialty Pharmacy, Inc.	Ownership	100.000	UnitedHealth Group Incorporated	NO	
		00000	20-4515146				Optum Pharmacy 707, Inc.	CA	NIA	Salveo Specialty Pharmacy, Inc.	Ownership	100.000	UnitedHealth Group Incorporated	NO	
		00000	13-4318552				Optum Pharmacy 801, Inc.	AZ	NIA	Apothecary Holdings, Inc.	Ownership	100.000	UnitedHealth Group Incorporated	NO	
		00000	27-0121303				Optum Pharmacy 806, Inc.	CA	NIA	Apothecary Holdings, Inc.	Ownership	100.000	UnitedHealth Group Incorporated	NO	
		00000	20-4581265				Optum Public Sector Solutions, Inc.	DE	NIA	OptumInsight, Inc.	Ownership	100.000	UnitedHealth Group Incorporated	NO	
		00000	46-3328009				Optum Rocket, LLC	DE	NIA	OptumInsight, Inc.	Ownership	100.000	UnitedHealth Group Incorporated	NO	
		00000	87-2719650				Optum SCA CS JV Holdings, LLC	DE	NIA	SCA Colorado Springs Holdings, LLC	Ownership	30.000	UnitedHealth Group Incorporated	NO	
		00000	26-0543382				Optum Senior Services, LLC	AL	NIA	Optum Hospice Pharmacy Services, LLC	Ownership	100.000	UnitedHealth Group Incorporated	NO	
		00000	98-1307821				Optum Services (Ireland) Limited	IRL	NIA	Company	Ownership	100.000	UnitedHealth Group Incorporated	NO	
		00000	66-0870003				Optum Services (Puerto Rico) LLC	PRI	NIA	UnitedHealthcare International III B.V.	Ownership	100.000	UnitedHealth Group Incorporated	NO	
		00000	45-4683454				Optum Services, Inc.	DE	NIA	Optum, Inc.	Ownership	100.000	UnitedHealth Group Incorporated	NO	
		00000	98-0644599				Optum Solutions UK Holdings Limited	GBR	NIA	Optum Health & Technology Holdings (US), Inc.	Ownership	100.000	UnitedHealth Group Incorporated	NO	
		00000	88-0722620				Optum Specialty Distribution Holdings, LLC	NV	NIA	Optum, Inc.	Ownership	100.000	UnitedHealth Group Incorporated	NO	
		00000	88-4300788				Optum Specialty Distribution, LLC	DE	NIA	Optum Specialty Distribution Holdings, LLC	Ownership	100.000	UnitedHealth Group Incorporated	NO	

16.22

STATEMENT AS OF MARCH 31, 2023 OF THE UnitedHealthcare of the Midlands, Inc.

SCHEDULE Y
PART 1A - DETAIL OF INSURANCE HOLDING COMPANY SYSTEM

1	2	3	4	5	6	7	8	9	10	11	12	13	14	15	16
Group Code	Group Name	NAIC Company Code	ID Number	Federal RSSD	CIK	Name of Securities Exchange if Publicly Traded (U.S. or International)	Names of Parent, Subsidiaries Or Affiliates	Domiciliary Location	Relationship to Reporting Entity	Directly Controlled by (Name of Entity/Person)	Type of Control (Ownership, Board, Management, Attorney-in-Fact, Influence, Other)	If Control is Ownership Provide Percentage	Ultimate Controlling Entity(ies)/Person(s)	Is an SCA Filing Required? (Yes/No)	*
		00000	46-5713629				Optum Technology, LLC	DE	NIA	OptumInsight, Inc.	Ownership	100.000	UnitedHealth Group Incorporated	NO	
		00000	98-1097769				Optum UK Solutions Group Limited	GBR	NIA	Optum Solutions UK Holdings Limited	Ownership	100.000	UnitedHealth Group Incorporated	NO	
		00000	85-3725073				Optum Venture Global Partners II, LP	DE	NIA	Optum, Inc.	Ownership	99.000	UnitedHealth Group Incorporated	NO	
		00000	37-1890895				Optum Venture Global Partners, LP	DE	NIA	Optum, Inc.	Ownership	99.000	UnitedHealth Group Incorporated	NO	
		00000					Optum Venture Partners II, LP	DE	NIA	Optum, Inc.	Ownership	99.000	UnitedHealth Group Incorporated	NO	
		00000	83-2512708				Optum Venture Partners III, LP	DE	NIA	Optum, Inc.	Ownership	99.000	UnitedHealth Group Incorporated	NO	
		00000	82-2483320				Optum Venture Partners, LP	DE	NIA	Optum, Inc.	Ownership	99.000	UnitedHealth Group Incorporated	NO	
		00000	85-0735012				Optum Washington Network, LLC	WA	NIA	Collaborative Care Holdings, LLC	Ownership	93.000	UnitedHealth Group Incorporated	NO	
		00000	58-2205984				Optum Women's and Children's Health, LLC	DE	NIA	My Wellness Solutions, LLC	Ownership	100.000	UnitedHealth Group Incorporated	NO	
		00000	30-0580620				Optum, Inc.	DE	NIA	United HealthCare Services, Inc.	Ownership	100.000	UnitedHealth Group Incorporated	NO	
		00000	46-3983926				Optum360 Services, Inc.	DE	NIA	Optum Rocket, LLC	Ownership	100.000	UnitedHealth Group Incorporated	NO	
		00000	82-3446942				Optum360 Solutions, LLC	DE	NIA	OptumInsight, Inc.	Ownership	100.000	UnitedHealth Group Incorporated	NO	
		00000	46-3328307				Optum360, LLC	DE	NIA	Optum Rocket, LLC	Ownership	96.005	UnitedHealth Group Incorporated	NO	
		00000	30-0940296				OptumCare ACO New Mexico, LLC	DE	NIA	OptumCare New Mexico, LLC	Ownership	100.000	UnitedHealth Group Incorporated	NO	
		00000	83-3608739				OptumCare ACO West, LLC	DE	NIA	Collaborative Care Holdings, LLC	Ownership	100.000	UnitedHealth Group Incorporated	NO	
		00000	47-1422097				OptumCare Clinical Trials, LLC	DE	NIA	OptumCare Holdings, LLC	Ownership	100.000	UnitedHealth Group Incorporated	NO	
		00000	35-2597463				OptumCare Colorado ASC, LLC	CO	NIA	OptumCare Colorado, LLC	Ownership	100.000	UnitedHealth Group Incorporated	NO	
		00000	47-2218380				OptumCare Colorado Springs, LLC	CO	NIA	OptumCare Holdings Colorado, LLC	Ownership	100.000	UnitedHealth Group Incorporated	NO	
		00000	47-2196783				OptumCare Colorado, LLC	CO	NIA	OptumCare Management, LLC	Ownership	100.000	UnitedHealth Group Incorporated	NO	
		00000	26-1508741				OptumCare Endoscopy Center New Mexico, LLC	NM	NIA	OptumCare New Mexico, LLC	Ownership	100.000	UnitedHealth Group Incorporated	NO	
		00000	82-2227280				OptumCare Florida CI, LLC	DE	NIA	OptumCare Florida, LLC	Ownership	100.000	UnitedHealth Group Incorporated	NO	
		00000	87-0408859				OptumCare Florida, LLC	DE	NIA	OptumCare Holdings, LLC	Ownership	100.000	UnitedHealth Group Incorporated	NO	
		00000	30-0999065				OptumCare Holdings Colorado, LLC	CO	NIA	OptumCare Colorado, LLC	Ownership	85.000	UnitedHealth Group Incorporated	NO	
		00000	56-2592163				OptumCare Holdings, LLC	CA	NIA	Collaborative Care Holdings, LLC	Ownership	100.000	UnitedHealth Group Incorporated	NO	
		00000	95-4509662				OptumCare Management, LLC	CA	NIA	OptumCare Holdings, LLC	Ownership	100.000	UnitedHealth Group Incorporated	NO	
		00000	20-4043287				OptumCare New Mexico, LLC	DE	NIA	OptumCare Management, LLC	Ownership	100.000	UnitedHealth Group Incorporated	NO	
		00000	13-4138668				OptumCare New York IPA, Inc.	NY	NIA	Inspiris, Inc.	Ownership	100.000	UnitedHealth Group Incorporated	NO	
		00000	93-1306308				OptumCare Portland, LLC	OR	NIA	Physician(s) Owned	Influence	0.000	UnitedHealth Group Incorporated	NO	1
		00000	45-3462809				OptumCare South Florida, LLC	FL	NIA	OptumCare Management, LLC	Ownership	100.000	UnitedHealth Group Incorporated	NO	
		00000					OptumCare Specialty Practices Investments, LLC	DE	NIA	SC Affiliates, LLC	Ownership	100.000	UnitedHealth Group Incorporated	NO	
		00000	92-0972076					DE	NIA	SC Affiliates, LLC	Ownership	100.000	UnitedHealth Group Incorporated	NO	
		00000	84-3504842				OptumCare Specialty Practices, LLC	DE	NIA	SC Affiliates, LLC	Ownership	100.000	UnitedHealth Group Incorporated	NO	
		00000	41-1591944				OptumHealth Care Solutions, LLC	DE	NIA	OptumInsight, Inc.	Ownership	100.000	UnitedHealth Group Incorporated	NO	
		00000	47-1192395				OptumHealth Holdings, LLC	DE	NIA	Optum, Inc.	Ownership	100.000	UnitedHealth Group Incorporated	NO	
		00000	98-1106868				OptumHealth International B.V.	NLD	NIA	Catamaran S.á.r.l.	Ownership	100.000	UnitedHealth Group Incorporated	NO	
		00000					OptumInsight Holdings, LLC	DE	NIA	Optum, Inc.	Ownership	100.000	UnitedHealth Group Incorporated	NO	
		00000	04-3383745				OptumInsight Life Sciences, Inc.	DE	NIA	OptumInsight, Inc.	Ownership	100.000	UnitedHealth Group Incorporated	NO	
		00000	41-1858498				OptumInsight, Inc.	DE	NIA	OptumInsight Holdings, LLC	Ownership	100.000	UnitedHealth Group Incorporated	NO	
		00000	75-2578509				OptumRx Administrative Services, LLC	TX	NIA	OptumRx Holdings I, LLC	Ownership	100.000	UnitedHealth Group Incorporated	NO	
		00000	31-1728846				OptumRx Discount Card Services, LLC	DE	NIA	RVO Health, LLC	Ownership	100.000	UnitedHealth Group Incorporated	NO	
		00000	47-4734235				OptumRx Group Holdings, Inc.	DE	NIA	Optum, Inc.	Ownership	100.000	UnitedHealth Group Incorporated	NO	
		00000	46-0666840				OptumRx Health Solutions, LLC	DE	NIA	OptumRx Administrative Services, LLC	Ownership	100.000	UnitedHealth Group Incorporated	NO	
		00000	80-0870454				OptumRx Holdings I, LLC	DE	NIA	OptumRx Group Holdings, Inc.	Ownership	100.000	UnitedHealth Group Incorporated	NO	
		00000					OptumRx Holdings, LLC	DE	NIA	Optum, Inc.	Ownership	100.000	UnitedHealth Group Incorporated	NO	
		00000	34-1472211				OptumRx Home Delivery of Ohio, LLC	OH	NIA	OptumRx Health Solutions, LLC	Ownership	100.000	UnitedHealth Group Incorporated	NO	
		00000	20-0218027				OptumRx IPA III, Inc.	NY	NIA	OptumRx PBM of Maryland, LLC	Ownership	100.000	UnitedHealth Group Incorporated	NO	
		00000	20-0151096				OptumRx NY IPA, Inc.	NY	NIA	OptumRx, Inc.	Ownership	100.000	UnitedHealth Group Incorporated	NO	
		00000	27-3419292				OptumRx of Pennsylvania, LLC	DE	NIA	OptumRx Health Solutions, LLC	Ownership	100.000	UnitedHealth Group Incorporated	NO	
		00000	11-2581812				OptumRx PBM of Illinois, Inc.	DE	NIA	OptumRx Administrative Services, LLC	Ownership	100.000	UnitedHealth Group Incorporated	NO	

16.23

STATEMENT AS OF MARCH 31, 2023 OF THE UnitedHealthcare of the Midlands, Inc.

SCHEDULE Y
PART 1A - DETAIL OF INSURANCE HOLDING COMPANY SYSTEM

1	2	3	4	5	6	7	8	9	10	11	12	13	14	15	16
Group Code	Group Name	NAIC Company Code	ID Number	Federal RSSD	CIK	Name of Securities Exchange if Publicly Traded (U.S. or International)	Names of Parent, Subsidiaries Or Affiliates	Domiciliary Location	Relationship to Reporting Entity	Directly Controlled by (Name of Entity/Person)	Type of Control (Ownership, Board, Management, Attorney-in-Fact, Influence, Other)	If Control is Ownership Provide Percentage	Ultimate Controlling Entity(ies)/Person(s)	Is an SCA Filing Required? (Yes/No)	*
		00000	88-0361447				OptumRx PBM of Maryland, LLC	NV	NIA	OptumRx Health Solutions, LLC	Ownership	100.000	UnitedHealth Group Incorporated	NO	
		00000	03-0592263				OptumRx PBM of Pennsylvania, LLC	PA	NIA	OptumRx of Pennsylvania, LLC	Ownership	100.000	UnitedHealth Group Incorporated	NO	
		00000	38-3693753				OptumRx PBM of Wisconsin, LLC	WI	NIA	OptumRx PBM of Illinois, Inc.	Ownership	100.000	UnitedHealth Group Incorporated	NO	
		00000	16-1767416				OptumRx PD of Pennsylvania, LLC	PA	NIA	OptumRx of Pennsylvania, LLC	Ownership	100.000	UnitedHealth Group Incorporated	NO	
		00000	88-0373347				OptumRx Pharmacy of Nevada, Inc.	NV	NIA	OptumRx Health Solutions, LLC	Ownership	100.000	UnitedHealth Group Incorporated	NO	
		00000	33-0441200				OptumRx, Inc.	CA	NIA	OptumRx Holdings, LLC	Ownership	100.000	UnitedHealth Group Incorporated	NO	
		00000	39-1974851				OptumServe Health Services, Inc.	WI	NIA	OptumHealth Holdings, LLC	Ownership	100.000	UnitedHealth Group Incorporated	NO	
		00000	52-2016292				OptumServe Technology Services, Inc.	MD	NIA	OptumInsight, Inc.	Ownership	100.000	UnitedHealth Group Incorporated	NO	
		00000	27-3674492				Oregon Healthcare Resources, LLC	OR	NIA	CHR Physician Group, P.C.	Ownership	100.000	UnitedHealth Group Incorporated	NO	1
		00000	22-3883387				Oregon Outpatient Surgery Center, LLC	OR	NIA	Providence & SCA Off-Campus Holdings, LLC	Ownership	51.180	UnitedHealth Group Incorporated	NO	2
		00000	20-2404191				Oren Meyers, Ph.D., LLC	OH	NIA	OhioSolutions.org LLC	Ownership	100.000	UnitedHealth Group Incorporated	NO	
		00000	46-2742615				Orthology Inc.	DE	NIA	ProHEALTH Medical Management, LLC	Ownership	100.000	UnitedHealth Group Incorporated	NO	
		00000	13-3960641				OrthoNet Holdings, Inc.	DE	NIA	OptumHealth Care Solutions, LLC	Ownership	100.000	UnitedHealth Group Incorporated	NO	
		00000	13-3818652				OrthoNet LLC	NY	NIA	OrthoNet Holdings, Inc.	Ownership	100.000	UnitedHealth Group Incorporated	NO	
		00000	13-4025898				OrthoNet New York IPA, Inc.	NY	NIA	OrthoNet Holdings, Inc.	Ownership	100.000	UnitedHealth Group Incorporated	NO	
		00000	26-2884306				OrthoNet of the South, Inc.	DE	NIA	OrthoNet Holdings, Inc.	Ownership	100.000	UnitedHealth Group Incorporated	NO	
		00000	20-0221966				OrthoNet West, Inc.	DE	NIA	OrthoNet Holdings, Inc.	Ownership	100.000	UnitedHealth Group Incorporated	NO	
		00000	81-2594417				Orthopedic Surgery Center of Palm Beach County, LLC	FL	NIA	SCA-Palm Beach, LLC	Ownership	25.000	UnitedHealth Group Incorporated	NO	2
		00000	85-2357227				OrthoWest MSO, LLC	DE	NIA	OptumCare Specialty Practices, LLC	Ownership	50.000	UnitedHealth Group Incorporated	NO	
		00000	98-1284698				OSB - Tecnologia e Serviços de Suporte Lda.	BRA	NIA	Anil Assistência Médica Internacional S.A.	Ownership	100.000	UnitedHealth Group Incorporated	NO	
		00000	98-1284698				OSB - Tecnologia e Serviços de Suporte Lda.	BRA	NIA	Cemed Care - Empresa de Atendimento Clínico Geral Ltda.	Ownership	0.000	UnitedHealth Group Incorporated	NO	
		00000	41-1921007				Ovations, Inc.	DE	NIA	United HealthCare Services, Inc.	Ownership	100.000	UnitedHealth Group Incorporated	NO	
		00000	06-1587795				Oxford Benefit Management, Inc.	CT	NIA	Oxford Health Plans LLC	Ownership	100.000	UnitedHealth Group Incorporated	NO	
.0707	UnitedHealth Group Incorporated	78026	22-2797560				Oxford Health Insurance, Inc.	NY	IA	UnitedHealthcare Insurance Company	Ownership	100.000	UnitedHealth Group Incorporated	NO	
.0707	UnitedHealth Group Incorporated	96798	06-1181201				Oxford Health Plans (CT), Inc.	CT	IA	Oxford Health Plans LLC	Ownership	100.000	UnitedHealth Group Incorporated	NO	
.0707	UnitedHealth Group Incorporated	95506	22-2745725				Oxford Health Plans (NJ), Inc.	NJ	IA	Oxford Health Plans LLC	Ownership	100.000	UnitedHealth Group Incorporated	NO	
.0707	UnitedHealth Group Incorporated	95479	06-1181200				Oxford Health Plans (NY), Inc.	NY	IA	Oxford Health Plans LLC	Ownership	100.000	UnitedHealth Group Incorporated	NO	
		00000	52-2443751				Oxford Health Plans LLC	DE	NIA	UnitedHealth Group Incorporated	Ownership	100.000	UnitedHealth Group Incorporated	NO	
		00000	27-0008097				P2P Link, LLC	DE	NIA	SRPS, LLC	Ownership	100.000	UnitedHealth Group Incorporated	NO	
		00000	33-0704734				Pacific Cardiovascular Associates Medical Group, Inc.	CA	NIA	Surgical Care Affiliates, LLC	Influence	0.000	UnitedHealth Group Incorporated	NO	
		00000	75-2857077				Pacific Casualty Company, Inc.	HI	NIA	USHEALTH Group, Inc.	Ownership	100.000	UnitedHealth Group Incorporated	NO	
		00000	33-0704734				PacificCare Life and Health Insurance Company	IN	IA	United HealthCare Services, Inc.	Ownership	100.000	UnitedHealth Group Incorporated	NO	
.0707	UnitedHealth Group Incorporated	70785	35-1137395				PacificCare Life Assurance Company	CO	IA	United HealthCare Services, Inc.	Ownership	100.000	UnitedHealth Group Incorporated	NO	
.0707	UnitedHealth Group Incorporated	84506	95-2829463				PacificCare of Arizona, Inc.	AZ	IA	United HealthCare Services, Inc.	Ownership	100.000	UnitedHealth Group Incorporated	NO	
.0707	UnitedHealth Group Incorporated	95617	94-3267522				PacificCare of Colorado, Inc.	CO	IA	United HealthCare Services, Inc.	Ownership	100.000	UnitedHealth Group Incorporated	NO	
.0707	UnitedHealth Group Incorporated	95434	84-1011378				PacificCare of Colorado, Inc.	CO	IA	United HealthCare Services, Inc.	Ownership	100.000	UnitedHealth Group Incorporated	NO	
		00000	98-1444613				Pacific S.A. Entidad Prestadora de Salud	PER	NIA	Empremédica S. A.	Ownership	50.000	UnitedHealth Group Incorporated	NO	
		00000	48-1255983				Panama City Surgery Center, LLC	FL	NIA	SVHS-SCA Florida JV, LLC	Ownership	51.624	UnitedHealth Group Incorporated	NO	
		00000	48-1255983				Panama City Surgery Center, LLC	FL	NIA	SCA-Panama City Holdings, LLC	Ownership	2.739	UnitedHealth Group Incorporated	NO	
		00000	45-1484375				Park Hill Surgery Center, LLC	TX	NIA	Surgical Care Affiliates, LLC	Influence	0.000	UnitedHealth Group Incorporated	NO	
		00000	20-2387587				Parker LP, LLC	NV	NIA	HealthSmart Benefits Management, LLC	Ownership	100.000	UnitedHealth Group Incorporated	NO	
		00000	20-4127100				Parkway Surgery Center, LLC	DE	NIA	WellSpan-SCA Holdings, LLC	Ownership	78.400	UnitedHealth Group Incorporated	NO	2
		00000	62-1500185				Partial Hospital Systems, Inc.	TN	NIA	Refresh Mental Health, Inc.	Ownership	100.000	UnitedHealth Group Incorporated	NO	
		00000	20-1311030				Patient Care Associates, L.L.C.	NJ	NIA	SCA Englewood Holdings, LLC	Ownership	55.844	UnitedHealth Group Incorporated	NO	
		00000	20-1311030				Patrimonio Autónomo Nueva Clínica	COL	NIA	CDC Holdings Colombia S.A.S.	Ownership	9.730	UnitedHealth Group Incorporated	NO	
		00000	20-1311030				Patrimonio Autónomo Nueva Clínica	COL	NIA	Inverclinco S.A.S.	Ownership	65.330	UnitedHealth Group Incorporated	NO	

16.24

STATEMENT AS OF MARCH 31, 2023 OF THE UnitedHealthcare of the Midlands, Inc.

SCHEDULE Y
PART 1A - DETAIL OF INSURANCE HOLDING COMPANY SYSTEM

1	2	3	4	5	6	7	8	9	10	11	12	13	14	15	16
Group Code	Group Name	NAIC Company Code	ID Number	Federal RSSD	CIK	Name of Securities Exchange if Publicly Traded (U.S. or International)	Names of Parent, Subsidiaries Or Affiliates	Domiciliary Location	Relationship to Reporting Entity	Directly Controlled by (Name of Entity/Person)	Type of Control (Ownership, Board, Management, Attorney-in-Fact, Influence, Other)	If Control is Ownership Provide Percentage	Ultimate Controlling Entity(ies)/Person(s)	Is an SCA Filing Required? (Yes/No)	*
		00000					Patrimonio Autónomo Nueva Clínica	..COL	..NIA	Promotora Country S.A.	Ownership	0.230	UnitedHealth Group Incorporated	..NO	
		00000					Patrimonio Autónomo Nueva Clínica	..COL	..NIA	Banmedica Internacional SpA	Ownership	9.590	UnitedHealth Group Incorporated	..NO	
		00000	62-1451147				Payment Resolution Services, LLC	..TN	..NIA	OptumInsight, Inc.	Ownership	100.000	UnitedHealth Group Incorporated	..NO	
		00000	75-2103975				PDX, Inc.	..TX	..NIA	eRx Network, LLC	Ownership	100.000	UnitedHealth Group Incorporated	..NO	
		00000	27-4496894				PE Healthcare Associates, LLC	..NY	..NIA	Physician(s) Owned	Influence	0.000	UnitedHealth Group Incorporated	..NO	1
		00000	46-3458187				PE Holdco, LLC	..DE	..NIA	Endo Parent, Inc.	Ownership	100.000	UnitedHealth Group Incorporated	..NO	
		00000	81-4315098				PE New Jersey Holdco, LLC	..NJ	..NIA	Physicians Endoscopy, L.L.C.	Ownership	100.000	UnitedHealth Group Incorporated	..NO	
		00000	91-1885912				Peninsula Psychological Center, Inc., P.S.	..WA	..NIA	Physician(s) Owned	Influence	0.000	UnitedHealth Group Incorporated	..NO	1
		00000	47-2429625				Penzo Enterprises, LLC	..DE	..NIA	OptumRx Holdings, LLC	Ownership	100.000	UnitedHealth Group Incorporated	..NO	
.0707	UnitedHealth Group Incorporated	13607	20-5662149				Peoples Health, Inc.	..LA	..IA	Organization, L.L.C.	Ownership	100.000	UnitedHealth Group Incorporated	..NO	
		00000	20-5608977				Perham Physical Therapy, LTD	..MN	..NIA	Orthology Inc.	Ownership	100.000	UnitedHealth Group Incorporated	..NO	
		00000	58-1978405				Perimeter Center for Outpatient Surgery, L.P.	..GA	..NIA	SHC Atlanta, LLC	Ownership	46.834	UnitedHealth Group Incorporated	..NO	2
		00000	38-2592367				Perspectives of Troy, P.C.	..MI	..NIA	Physician(s) Owned	Influence	0.000	UnitedHealth Group Incorporated	..NO	1
		00000	81-4555910				PF2 IP LLC	..DE	..NIA	Change Healthcare Inc.	Ownership	100.000	UnitedHealth Group Incorporated	..NO	
		00000	35-2578322				PF2 PST Services LLC	..DE	..NIA	Change Healthcare Inc.	Ownership	100.000	UnitedHealth Group Incorporated	..NO	
		00000	47-2582247				PGC Acquisition Holdings, LLC	..PA	..NIA	Physicians Endoscopy, L.L.C.	Ownership	100.000	UnitedHealth Group Incorporated	..NO	
		00000					PGH Global (Cayman) Limited	..CYM	..NIA	PGH Global, LLC	Ownership	100.000	UnitedHealth Group Incorporated	..NO	
		00000	46-1722316				PGH Global, LLC	..DE	..NIA	UHC Holdings, Inc.	Ownership	100.000	UnitedHealth Group Incorporated	..NO	
		00000					PGT Medical Group, Inc.	..TX	..NIA	KS Management Services, L.L.C.	Ownership	100.000	UnitedHealth Group Incorporated	..NO	
		00000	82-5162940				Phoenix Mental Health and Wellness PLLC	..AZ	..NIA	Refresh Mental Health, Inc.	Ownership	100.000	UnitedHealth Group Incorporated	..NO	
		00000	81-2902954				Physician Alliance of the Rockies, LLC	..CO	..NIA	New West Physicians, Inc.	Ownership	100.000	UnitedHealth Group Incorporated	..NO	
		00000	30-0516435				Physician Partners Medical Group, Inc.	..CA	..NIA	Physician(s) Owned	Influence	0.000	UnitedHealth Group Incorporated	..NO	1
		00000	84-3476733				Physician United PLLC	..AZ	..NIA	Greater Phoenix Collaborative Care, P.C.	Ownership	100.000	UnitedHealth Group Incorporated	..NO	1
		00000	91-1822767				Physicians Care Network, L.L.C.	..WA	..NIA	Physician(s) Owned	Influence	0.000	UnitedHealth Group Incorporated	..NO	1
		00000	59-3438026				Physicians Day Surgery Center, LLC	..FL	..NIA	SCA-Naples, LLC	Ownership	51.000	UnitedHealth Group Incorporated	..NO	
		00000	26-2239018				Physicians Endoscopy Intermediate Holdco, Inc.	..DE	..NIA	PE Holdco, LLC	Ownership	100.000	UnitedHealth Group Incorporated	..NO	
		00000	91-1882702				Physicians Endoscopy Intermediate Holdco, Inc.	..DE	..NIA	Physicians Endoscopy Intermediate Holdco, Inc.	Ownership	100.000	UnitedHealth Group Incorporated	..NO	
		00000					Physicians Endoscopy, L.L.C.	..TX	..NIA	KS Management Services, L.L.C.	Ownership	100.000	UnitedHealth Group Incorporated	..NO	
.0707	UnitedHealth Group Incorporated	11494	04-3677255				Physicians Group of Texas, LLC	..TX	..IA	United HealthCare Services, Inc.	Ownership	100.000	UnitedHealth Group Incorporated	..NO	
		00000	52-1162824				Physicians Health Choice of Texas, LLC	..TX	..IA	United HealthCare Services, Inc.	Ownership	100.000	UnitedHealth Group Incorporated	..NO	
		00000	94-2722082				Physicians Health Plan of Maryland, Inc.	..MD	..NIA	United HealthCare Services, Inc.	Ownership	100.000	UnitedHealth Group Incorporated	..NO	
		00000	86-2631012				Physicians Medical Group of San Jose, Inc.	..CA	..NIA	Shark Holdings, P.C.	Ownership	100.000	UnitedHealth Group Incorporated	..NO	1
		00000	20-5071967				Physicians Medical Holdings	..CA	..NIA	Shark Holdings, P.C.	Ownership	100.000	UnitedHealth Group Incorporated	..NO	1
		00000	20-5170962				Physicians' Medical Center, LLC	..IN	..NIA	SCA-AHN JV Holdings II, LLC	Ownership	50.994	UnitedHealth Group Incorporated	..NO	
		00000	20-5170962				Physicians' Surgery Center of Downey, LLC	..CA	..NIA	SCA-Downey, LLC	Ownership	1.290	UnitedHealth Group Incorporated	..NO	
		00000	20-5170962				Physicians' Surgery Center of Downey, LLC	..CA	..NIA	SCA-AppleCare Partners, LLC	Ownership	59.998	UnitedHealth Group Incorporated	..NO	
		00000	87-3931756				Pilot Holdings, P.C.	..CA	..NIA	Physician(s) Owned	Influence	0.000	UnitedHealth Group Incorporated	..NO	1
		00000	84-1498816				Pinnacle III, LLC	..CO	..NIA	SCA Pinnacle Holdings, LLC	Ownership	100.000	UnitedHealth Group Incorporated	..NO	
		00000	33-0795271				Pinnacle Medical Group, Inc.	..CA	..NIA	Pilot Holdings, P.C.	Ownership	100.000	UnitedHealth Group Incorporated	..NO	1
		00000	98-1388873				Plano de Saúde Ana Costa Ltda.	..BRA	..NIA	Santos Administração e Participações S.A.	Ownership	25.140	UnitedHealth Group Incorporated	..NO	
		00000	98-1388873				Plano de Saúde Ana Costa Ltda.	..BRA	..NIA	Amil Assistência Médica Internacional S.A.	Ownership	74.860	UnitedHealth Group Incorporated	..NO	
		00000	66-0742844				Plus One Health Management Puerto Rico, Inc.	..PRI	..NIA	Plus One Holdings, Inc.	Ownership	100.000	UnitedHealth Group Incorporated	..NO	
		00000	13-3613705				Plus One Holdings, Inc.	..DE	..NIA	OptumHealth Care Solutions, LLC	Ownership	100.000	UnitedHealth Group Incorporated	..NO	
		00000	80-0670247				PMI Acquisition, LLC	..DE	..NIA	Progressive Enterprises Holdings, Inc.	Ownership	100.000	UnitedHealth Group Incorporated	..NO	
		00000	26-3148744				PMSI Holdings, LLC	..DE	..NIA	Progressive Enterprises Holdings, Inc.	Ownership	100.000	UnitedHealth Group Incorporated	..NO	

16.25

STATEMENT AS OF MARCH 31, 2023 OF THE UnitedHealthcare of the Midlands, Inc.

SCHEDULE Y
PART 1A - DETAIL OF INSURANCE HOLDING COMPANY SYSTEM

1	2	3	4	5	6	7	8	9	10	11	12	13	14	15	16
Group Code	Group Name	NAIC Company Code	ID Number	Federal RSSD	CIK	Name of Securities Exchange if Publicly Traded (U.S. or International)	Names of Parent, Subsidiaries Or Affiliates	Domiciliary Location	Relationship to Reporting Entity	Directly Controlled by (Name of Entity/Person)	Type of Control (Ownership, Board, Management, Attorney-in-Fact, Influence, Other)	If Control is Ownership Provide Percentage	Ultimate Controlling Entity(ies)/Person(s)	Is an SCA Filing Required? (Yes/No)	*
		00000	59-3166848				PMSI Settlement Solutions, LLC	FL	NIA	PMSI Holdings, LLC	Ownership	100.000	UnitedHealth Group Incorporated	NO	
		00000	56-2422696				PMSI, LLC	FL	NIA	PMSI Holdings, LLC	Ownership	100.000	UnitedHealth Group Incorporated	NO	
		00000	98-1083164				Polar II Fundo de Investimento em Participações Multiestratégia	BRA	NIA	UnitedHealthcare International IV S.á r.l.	Ownership	100.000	UnitedHealth Group Incorporated	NO	
		00000	47-5563848				Polo Holdco, LLC	DE	NIA	Collaborative Care Holdings, LLC	Ownership	100.000	UnitedHealth Group Incorporated	NO	
		00000	83-3042027				Polyclinic Holdings, P.C.	WA	NIA	Physician(s) Owned	Influence	0.000	UnitedHealth Group Incorporated	NO	1
		00000	46-0508606				POLYCLINIC MANAGEMENT SERVICES COMPANY, LLC	WA	NIA	The Polyclinic, PLLC	Ownership	100.000	UnitedHealth Group Incorporated	NO	1
		00000	46-5415205				POMCO Network, Inc.	NY	NIA	POMCO, Inc.	Ownership	100.000	UnitedHealth Group Incorporated	NO	
		00000	15-0581348				POMCO, Inc.	NY	NIA	UMR, Inc.	Ownership	100.000	UnitedHealth Group Incorporated	NO	
		00000	33-0261822				Pomerado Outpatient Surgical Center, Inc.	CA	NIA	ASC Network, LLC	Ownership	100.000	UnitedHealth Group Incorporated	NO	
		00000	33-0752699				Pomerado Outpatient Surgical Center, L.P.	CA	NIA	Pomerado Outpatient Surgical Center, Inc.	Ownership	66.750	UnitedHealth Group Incorporated	NO	
		00000	30-0844501				Post-Acute Care Center for Research, LLC	DE	NIA	naviHealth, Inc.	Ownership	100.000	UnitedHealth Group Incorporated	NO	
		00000	27-1454121				PPH Holdings, LLC	DE	NIA	Practice Partners in Healthcare, LLC	Ownership	100.000	UnitedHealth Group Incorporated	NO	
		00000	24-1453981				PPH Management Company, L.L.C.	DE	NIA	Practice Partners in Healthcare, LLC	Ownership	100.000	UnitedHealth Group Incorporated	NO	
		00000	26-4490039				PPH-Columbia, Inc.	DE	NIA	Practice Partners in Healthcare, LLC	Ownership	100.000	UnitedHealth Group Incorporated	NO	
		00000	26-4489980				PPH-Gardendale, Inc.	DE	NIA	Practice Partners in Healthcare, LLC	Ownership	100.000	UnitedHealth Group Incorporated	NO	
		00000	76-0770414				Practice Partners in Healthcare, LLC	DE	NIA	SCA-Practice Partners Holdings, LLC	Ownership	100.000	UnitedHealth Group Incorporated	NO	
.0707	UnitedHealth Group Incorporated	12756	20-3391186				Preferred Care Network of Florida, Inc.	FL	IA	United HealthCare Services, Inc.	Ownership	100.000	UnitedHealth Group Incorporated	NO	
.0707	UnitedHealth Group Incorporated	12155	01-0788576				Preferred Care Network, Inc.	FL	IA	United HealthCare Services, Inc.	Ownership	100.000	UnitedHealth Group Incorporated	NO	
		00000	65-0683927				Preferred Care Partners Holding, Corp.	FL	NIA	United HealthCare Services, Inc.	Ownership	100.000	UnitedHealth Group Incorporated	NO	
.0707	UnitedHealth Group Incorporated	11176	65-0885893				Preferred Care Partners, Inc.	FL	IA	Preferred Care Partners Holding, Corp.	Ownership	100.000	UnitedHealth Group Incorporated	NO	
		00000	41-1846481				PreferredOne Administrative Services, Inc.	MN	NIA	United HealthCare Services, Inc.	Ownership	100.000	UnitedHealth Group Incorporated	NO	
		11817	81-0625135				PreferredOne Insurance Company	MN	IA	PreferredOne Administrative Services, Inc.	Ownership	100.000	UnitedHealth Group Incorporated	NO	
.0707	UnitedHealth Group Incorporated	00000	75-3265059				Premier Choice ACO, Inc.	CA	NIA	PrimeCare Medical Network, Inc.	Ownership	100.000	UnitedHealth Group Incorporated	NO	
		00000	72-1378216				Premier Surgery Center of Louisville, L.P.	TN	NIA	SCA Premier Surgery Center of Louisville, LLC	Ownership	51.000	UnitedHealth Group Incorporated	NO	
		00000	20-1499748				Premiere Medical Resources, LLC	DE	NIA	Unity Health Network, LLC	Ownership	100.000	UnitedHealth Group Incorporated	NO	
		00000	88-2935371				Prevention Healthcare Holdings, LLC	DE	NIA	RVO Health, LLC	Ownership	100.000	UnitedHealth Group Incorporated	NO	
		00000	33-0527335				Primary Care Associated Medical Group, Inc.	CA	NIA	NAMM Medical Group Holdings, Inc.	Ownership	100.000	UnitedHealth Group Incorporated	NO	1
		00000	88-0253112				Prime Health, Inc.	NV	NIA	Sierra Health Services, Inc.	Ownership	100.000	UnitedHealth Group Incorporated	NO	
		00000	33-0607478				PrimeCare Medical Network, Inc.	CA	NIA	NAMM Holdings, Inc.	Ownership	100.000	UnitedHealth Group Incorporated	NO	
		00000	87-0757397				PrimeCare of Citrus Valley, Inc.	CA	NIA	PrimeCare Medical Network, Inc.	Ownership	80.000	UnitedHealth Group Incorporated	NO	
		00000	33-0674407				PrimeCare of Corona, Inc.	CA	NIA	PrimeCare Medical Network, Inc.	Ownership	100.000	UnitedHealth Group Incorporated	NO	
		00000	33-0674401				PrimeCare of Hemet Valley, Inc.	CA	NIA	PrimeCare Medical Network, Inc.	Ownership	100.000	UnitedHealth Group Incorporated	NO	
		00000	33-0674408				PrimeCare of Inland Valley, Inc.	CA	NIA	PrimeCare Medical Network, Inc.	Ownership	100.000	UnitedHealth Group Incorporated	NO	
		00000	33-0674402				PrimeCare of Moreno Valley, Inc.	CA	NIA	PrimeCare Medical Network, Inc.	Ownership	100.000	UnitedHealth Group Incorporated	NO	
		00000	33-0674400				PrimeCare of Redlands, Inc.	CA	NIA	PrimeCare Medical Network, Inc.	Ownership	100.000	UnitedHealth Group Incorporated	NO	
		00000	33-0674404				PrimeCare of Riverside, Inc.	CA	NIA	PrimeCare Medical Network, Inc.	Ownership	100.000	UnitedHealth Group Incorporated	NO	
		00000	14-1915328				PrimeCare of San Bernardino, Inc.	CA	NIA	PrimeCare Medical Network, Inc.	Ownership	100.000	UnitedHealth Group Incorporated	NO	
		00000	33-0698439				PrimeCare of Sun City, Inc.	CA	NIA	PrimeCare Medical Network, Inc.	Ownership	100.000	UnitedHealth Group Incorporated	NO	
		00000	33-0674409				PrimeCare of Temecula, Inc.	CA	NIA	PrimeCare Medical Network, Inc.	Ownership	100.000	UnitedHealth Group Incorporated	NO	
		00000	14-1873402				Procura Management, Inc.	DE	NIA	Healthcare Solutions, Inc.	Ownership	100.000	UnitedHealth Group Incorporated	NO	
		00000	27-4371197				Progressive Enterprises Holdings, Inc.	DE	NIA	OptumRx, Inc.	Ownership	100.000	UnitedHealth Group Incorporated	NO	
		00000	31-1192384				Progressive Medical, LLC	OH	NIA	PMI Acquisition, LLC	Ownership	100.000	UnitedHealth Group Incorporated	NO	
		00000	45-4469117				ProHEALTH Accountable Care Medical Group, PLLC	NY	NIA	ProHEALTH Care Associates, L.L.P.	Ownership	100.000	UnitedHealth Group Incorporated	NO	1
		00000	11-3447394				ProHEALTH Ambulatory Surgery Center, Inc.	NY	NIA	Physician(s) Owned	Influence	0.000	UnitedHealth Group Incorporated	NO	1
		00000	47-5656253				ProHEALTH Care Associates of New Jersey LLP	NJ	NIA	Physician(s) Owned	Influence	0.000	UnitedHealth Group Incorporated	NO	1

16.26

STATEMENT AS OF MARCH 31, 2023 OF THE UnitedHealthcare of the Midlands, Inc.

SCHEDULE Y
PART 1A - DETAIL OF INSURANCE HOLDING COMPANY SYSTEM

1	2	3	4	5	6	7	8	9	10	11	12	13	14	15	16
Group Code	Group Name	NAIC Company Code	ID Number	Federal RSSD	CIK	Name of Securities Exchange if Publicly Traded (U.S. or International)	Names of Parent, Subsidiaries Or Affiliates	Domiciliary Location	Relationship to Reporting Entity	Directly Controlled by (Name of Entity/Person)	Type of Control (Ownership, Board, Management, Attorney-in-Fact, Influence, Other)	If Control is Ownership Provide Percentage	Ultimate Controlling Entity(ies)/Person(s)	Is an SCA Filing Required? (Yes/No)	*
		00000	11-3355604				ProHEALTH Care Associates, L.L.P.	NY	NIA	ProHEALTH Medical NY, P.C.	Ownership	51.000	UnitedHealth Group Incorporated	NO	1
		00000	47-1049961				ProHEALTH Medical Management, LLC	DE	NIA	Collaborative Care Holdings, LLC	Ownership	100.000	UnitedHealth Group Incorporated	NO	
		00000	47-1388406				ProHEALTH Medical NY, P.C.	NY	NIA	Physician(s) Owned	Influence	0.000	UnitedHealth Group Incorporated	NO	1
		00000	45-5470737				ProHealth Physicians ACO, LLC	CT	NIA	ProHealth Physicians, Inc.	Ownership	100.000	UnitedHealth Group Incorporated	NO	
		00000	06-1446075				ProHealth Physicians, Inc.	CT	NIA	Polo Holdco, LLC	Ownership	100.000	UnitedHealth Group Incorporated	NO	
		00000	06-1469068				ProHealth Physicians, P.C.	CT	NIA	Physician(s) Owned	Influence	0.000	UnitedHealth Group Incorporated	NO	1
		00000	32-0455430				ProHealth Proton Center Management, LLC	DE	NIA	ProHEALTH Medical Management, LLC	Ownership	100.000	UnitedHealth Group Incorporated	NO	
		00000	47-5661535				ProHEALTH Urgent Care Medicine of New Jersey LLP	NJ	NIA	Physician(s) Owned	Influence	0.000	UnitedHealth Group Incorporated	NO	1
		00000	46-1883579				ProHEALTH Urgent Care Medicine, PLLC	NY	NIA	ProHEALTH Care Associates, L.L.P.	Ownership	100.000	UnitedHealth Group Incorporated	NO	1
		00000					ProHealth/CareMount Dental Management, LLC	NY	NIA	CareMount Dental Member, LLC	Ownership	46.000	UnitedHealth Group Incorporated	NO	2
		00000					Promotora Country S.A.	COL	NIA	Banmedica S.A.	Ownership	50.000	UnitedHealth Group Incorporated	NO	
		00000	22-3493126				Pronounced Health Solutions, Inc.	DE	NIA	My Wellness Solutions, LLC	Ownership	100.000	UnitedHealth Group Incorporated	NO	
		00000	98-1444638				Prosemedic S.A.C.	PER	NIA	Pacifico S.A. Entidad Prestadora de Salud	Ownership	80.000	UnitedHealth Group Incorporated	NO	
		00000	87-3489454				Prospero Benefits Management, LLC	DE	NIA	Prospero Management Services, LLC	Ownership	100.000	UnitedHealth Group Incorporated	NO	
		00000	87-3494611				Prospero Care Management, LLC	DE	NIA	Prospero Management Services, LLC	Ownership	100.000	UnitedHealth Group Incorporated	NO	
		00000	85-0775386				Prospero Health Partners Florida, Inc.	FL	NIA	Physician(s) Owned	Influence	0.000	UnitedHealth Group Incorporated	NO	1
		00000	82-2400620				Prospero Health Partners New York, P.C.	NY	NIA	Physician(s) Owned	Influence	0.000	UnitedHealth Group Incorporated	NO	1
		00000					Prospero Health Partners North Carolina, P.C.	NC	NIA	Physician(s) Owned	Influence	0.000	UnitedHealth Group Incorporated	NO	1
		00000	84-4569314				Prospero Health Partners, P.C.	MN	NIA	Physician(s) Owned	Influence	0.000	UnitedHealth Group Incorporated	NO	1
		00000	84-3234753				Prospero Management Services, LLC	DE	NIA	Optum Growth Partners, LLC	Ownership	100.000	UnitedHealth Group Incorporated	NO	
		00000	83-4217561				Prospero Medical Services New Jersey, P.C.	NJ	NIA	Physician(s) Owned	Influence	0.000	UnitedHealth Group Incorporated	NO	1
		00000	87-2406404				Prospero Medical Services, P.A.	FL	NIA	Physician(s) Owned	Influence	0.000	UnitedHealth Group Incorporated	NO	1
		00000	82-3765555				Providence & SCA Off-Campus Holdings, LLC	DE	NIA	SCA-Portland, LLC	Ownership	40.000	UnitedHealth Group Incorporated	NO	2
		00000	82-3270499				Providence & SCA On-Campus Holdings, LLC	DE	NIA	SCA-Portland, LLC	Ownership	20.000	UnitedHealth Group Incorporated	NO	2
		00000	85-0921665				Psychiatry Services of New York, P.C.	NY	NIA	Physician(s) Owned	Influence	0.000	UnitedHealth Group Incorporated	NO	1
		00000	27-3409538				Psychiatry Specialists Inc.	IL	NIA	Physician(s) Owned	Influence	0.000	UnitedHealth Group Incorporated	NO	1
		00000	16-1484552				Psychological Healthcare, PLLC	NY	NIA	Physician(s) Owned	Influence	0.000	UnitedHealth Group Incorporated	NO	1
		00000	46-3901920				Qol Acquisition Holdings Corp.	DE	NIA	Genoa Healthcare, Inc.	Ownership	100.000	UnitedHealth Group Incorporated	NO	
		00000	62-1804707				R Cubed, Inc.	TN	NIA	naviHealth SM Holdings, Inc.	Ownership	100.000	UnitedHealth Group Incorporated	NO	
		00000	35-2493256				Rally Health, Inc.	DE	NIA	Optum Digital Health Holdings, LLC	Ownership	100.000	UnitedHealth Group Incorporated	NO	
		00000	84-3345858				Rapidus Billing Services, LLC	NY	NIA	Crystal Run Transformation Services, LLC	Ownership	100.000	UnitedHealth Group Incorporated	NO	
		00000	80-0947972				Real Appeal, LLC	DE	NIA	RVO Health, LLC	Ownership	100.000	UnitedHealth Group Incorporated	NO	
		00000	20-0785644				Red Oak Counseling, Ltd.	WI	NIA	Physician(s) Owned	Influence	0.000	UnitedHealth Group Incorporated	NO	1
		00000	94-3115625				Redlands Ambulatory Surgery Center	CA	NIA	Redlands-SCA Surgery Centers, Inc.	Ownership	54.000	UnitedHealth Group Incorporated	NO	
		00000					Redlands Family Practice Medical Group, Inc.	CA	NIA	Physician(s) Owned	Influence	0.000	UnitedHealth Group Incorporated	NO	1
		00000	56-2627067				Redlands-SCA Surgery Centers, Inc.	CA	NIA	SC Affiliates, LLC	Ownership	100.000	UnitedHealth Group Incorporated	NO	
		00000	94-3115627				Refresh Canopy Cove, Inc.	FL	NIA	Physician(s) Owned	Influence	0.000	UnitedHealth Group Incorporated	NO	1
		00000	82-3603285				Refresh Centers, Inc.	IN	NIA	Physician(s) Owned	Influence	0.000	UnitedHealth Group Incorporated	NO	1
		00000	30-0358493				Refresh Connecticut, PLLC	CT	NIA	Physician(s) Owned	Influence	0.000	UnitedHealth Group Incorporated	NO	1
		00000	84-2663780				Refresh Evolve, LLC	WI	NIA	Physician(s) Owned	Influence	0.000	UnitedHealth Group Incorporated	NO	1
		00000	83-4507157				Refresh In-Home Counseling LLC	IL	NIA	Physician(s) Owned	Influence	0.000	UnitedHealth Group Incorporated	NO	1
		00000	82-5351068				Refresh Intermediate Holdings, Inc.	DE	NIA	Refresh Parent Holdings, Inc.	Ownership	100.000	UnitedHealth Group Incorporated	NO	
		00000	83-3883510				Refresh Kentucky, PLLC	KY	NIA	Refresh Mental Health, Inc.	Ownership	100.000	UnitedHealth Group Incorporated	NO	
		00000	47-4241017				Refresh Management, LLC	DE	NIA	Refresh Mental Health, Inc.	Ownership	100.000	UnitedHealth Group Incorporated	NO	
		00000	82-1945238				Refresh Mental Health, Inc.	DE	NIA	Refresh Intermediate Holdings, Inc.	Ownership	100.000	UnitedHealth Group Incorporated	NO	
		00000	83-0697837				Refresh New Jersey Psych Health LLC	NJ	NIA	Refresh Mental Health, Inc.	Ownership	100.000	UnitedHealth Group Incorporated	NO	

STATEMENT AS OF MARCH 31, 2023 OF THE UnitedHealthcare of the Midlands, Inc.

SCHEDULE Y
PART 1A - DETAIL OF INSURANCE HOLDING COMPANY SYSTEM

1	2	3	4	5	6	7	8	9	10	11	12	13	14	15	16
Group Code	Group Name	NAIC Company Code	ID Number	Federal RSSD	CIK	Name of Securities Exchange if Publicly Traded (U.S. or International)	Names of Parent, Subsidiaries Or Affiliates	Domi-ciliary Location	Relation-ship to Reporting Entity	Directly Controlled by (Name of Entity/Person)	Type of Control (Ownership, Board, Management, Attorney-in-Fact, Influence, Other)	If Control is Ownership Provide Percentage	Ultimate Controlling Entity(ies)/Person(s)	Is an SCA Filing Re-quired? (Yes/No)	*
		00000	82-1945585				Refresh Parent Holdings, Inc.	DE	NIA	Restore OMH Holdings, Inc.	Ownership	100.000	UnitedHealth Group Incorporated	NO	
		00000	84-1756547				Refresh Pennsylvania, LLC	PA	NIA	Physician(s) Owned	Influence	0.000	UnitedHealth Group Incorporated	NO	1
		00000	20-5251393				Reliant Medical Group The Endoscopy Center, LLC	MA	NIA	Reliant Medical Group, Inc.	Ownership	100.000	UnitedHealth Group Incorporated	NO	1
		00000	04-2472266				Reliant Medical Group, Inc.	MA	NIA	Physician(s) Owned	Influence	0.000	UnitedHealth Group Incorporated	NO	1
		00000	82-3745100				Reliant MSO, LLC	DE	NIA	Collaborative Care Holdings, LLC	Ownership	100.000	UnitedHealth Group Incorporated	NO	
		00000	46-0558032				Research Surgical Center LLC	CO	NIA	PPH Holdings, LLC	Ownership	51.000	UnitedHealth Group Incorporated	NO	
		00000	86-2957267				Restore OMH Holdings, Inc.	DE	NIA	Restore OMH Intermediate Holdings, Inc.	Ownership	100.000	UnitedHealth Group Incorporated	NO	
		00000	86-2955057				Restore OMH Intermediate Holdings, Inc.	DE	NIA	OptumHealth Holdings, LLC	Ownership	100.000	UnitedHealth Group Incorporated	NO	
		00000	46-0758315				River Valley ASC, LLC	CT	NIA	SCA-River Valley, LLC	Ownership	59.957	UnitedHealth Group Incorporated	NO	2
		00000	33-0055097				Riverside Community Healthplan Medical Group, Inc.	CA	NIA	NAMM Medical Group Holdings, Inc.	Ownership	100.000	UnitedHealth Group Incorporated	NO	1
		00000	26-2780183				Riverside Corporate Wellness, LLC	WI	NIA	United HealthCare Services, Inc.	Ownership	50.000	UnitedHealth Group Incorporated	NO	
		00000	20-3420379				Riverside Electronic Healthcare Resources, Inc.	CA	NIA	Riverside Community Healthplan Medical Group, Inc.	Ownership	100.000	UnitedHealth Group Incorporated	NO	1
		00000	32-0500242				Riverside Medical Management, LLC	DE	NIA	ProHEALTH Medical Management, LLC	Ownership	100.000	UnitedHealth Group Incorporated	NO	
		00000	83-2735771				Riverside Surgical Center of Meadowlands, LLC	NJ	NIA	SCA-Riverside Partners, LLC	Ownership	73.000	UnitedHealth Group Incorporated	NO	
		00000	83-2722082				Riverside Surgical Center of Newark, LLC	NJ	NIA	SCA-Riverside Partners, LLC	Ownership	99.000	UnitedHealth Group Incorporated	NO	
		00000	83-2722082				Riverside Surgical Center of Newark, LLC	NJ	NIA	Endoscopy Center Affiliates, Inc.	Ownership	1.000	UnitedHealth Group Incorporated	NO	
		00000	86-0857176				Robert B. McBeath, M.D. II, P.C.	NV	NIA	Physician(s) Owned	Influence	0.000	UnitedHealth Group Incorporated	NO	1
		00000	46-2662506				Robert B. McBeath, M.D. III, P.C.	NV	NIA	Physician(s) Owned	Influence	0.000	UnitedHealth Group Incorporated	NO	1
		00000	88-0310956				Robert B. McBeath, M.D., Professional Corporation	NV	NIA	Physician(s) Owned	Influence	0.000	UnitedHealth Group Incorporated	NO	1
		00000	04-3713185				Rockville Eye Surgery Center, LLC	MD	NIA	SCA Palisades Holdings, LLC	Ownership	63.715	UnitedHealth Group Incorporated	NO	
.0707	UnitedHealth Group Incorporated	95482	84-0614905				Rocky Mountain Health Maintenance Organization, Incorporated	CO	IA	United HealthCare Services, Inc.	Ownership	100.000	UnitedHealth Group Incorporated	NO	
		00000	37-1832312				Rush Oak Brook Surgery Center, LLC	IL	NIA	SCA Rush Oak Brook Holdings, LLC	Ownership	10.000	UnitedHealth Group Incorporated	NO	2
		00000	88-1570490				RVO Health, LLC	DE	NIA	Solaris JV Holdings, Inc.	Ownership	17.173	UnitedHealth Group Incorporated	NO	
		00000	88-1570490				RVO Health, LLC	DE	NIA	United HealthCare Services, Inc.	Ownership	32.836	UnitedHealth Group Incorporated	NO	
		00000					RX Ricardo Campos Ltda.	BRA	NIA	S.A.	Ownership	100.000	UnitedHealth Group Incorporated	NO	
		00000	77-0398259				Saad A. Shakir, M.D., Inc.	CA	NIA	Physician(s) Owned	Influence	0.000	UnitedHealth Group Incorporated	NO	1
		00000	83-0521940				Sacred Heart ASC, LLC	FL	NIA	SVHS-SCA Florida JV, LLC	Ownership	61.125	UnitedHealth Group Incorporated	NO	2
		00000					Saden S.A.	CHL	NIA	Clínica Dávila y Servicios Médicos S.p.A.	Ownership	0.077	UnitedHealth Group Incorporated	NO	
		00000					Saden S.A.	CHL	NIA	Banmédica S.A.	Ownership	99.923	UnitedHealth Group Incorporated	NO	
		00000	85-2734753				Salem JV Holdings, LLC	DE	NIA	Surgicare of Salem, LLC	Ownership	51.000	UnitedHealth Group Incorporated	NO	
		00000	74-2462470				Salem Surgery Center, LLC	OR	NIA	Salem JV Holdings, LLC	Ownership	51.000	UnitedHealth Group Incorporated	NO	
		00000	45-2219585				Salveo Specialty Pharmacy, Inc.	DE	NIA	OptumRx Administrative Services, LLC	Ownership	100.000	UnitedHealth Group Incorporated	NO	
		00000	95-3088615				San Bernardino Medical Group, Inc.	CA	NIA	NAMM Medical Group Holdings, Inc.	Ownership	100.000	UnitedHealth Group Incorporated	NO	1
		00000	77-0322251				San Diego Endoscopy Center	CA	NIA	Endoscopy Center Affiliates, Inc.	Ownership	35.000	UnitedHealth Group Incorporated	NO	2
		00000	27-3787593				Sand Lake SurgiCenter, LLC	FL	NIA	SCA-Sand Lake, LLC	Ownership	51.455	UnitedHealth Group Incorporated	NO	
		00000	27-3787593				Sand Lake SurgiCenter, LLC	FL	NIA	SC Affiliates, LLC	Ownership	5.363	UnitedHealth Group Incorporated	NO	
		00000					Santa Helena Assistência Médica S.A.	BRA	NIA	Etual Participações S.A.	Ownership	12.341	UnitedHealth Group Incorporated	NO	
		00000					Santa Helena Assistência Médica S.A.	BRA	NIA	Amil Assistência Médica Internacional S.A.	Ownership	87.659	UnitedHealth Group Incorporated	NO	
		00000					Santos Administração e Participações S.A.	BRA	NIA	Amil Assistência Médica Internacional S.A.	Ownership	100.000	UnitedHealth Group Incorporated	NO	

16.28

STATEMENT AS OF MARCH 31, 2023 OF THE UnitedHealthcare of the Midlands, Inc.

SCHEDULE Y
PART 1A - DETAIL OF INSURANCE HOLDING COMPANY SYSTEM

1	2	3	4	5	6	7	8	9	10	11	12	13	14	15	16
Group Code	Group Name	NAIC Company Code	ID Number	Federal RSSD	CIK	Name of Securities Exchange if Publicly Traded (U.S. or International)	Names of Parent, Subsidiaries Or Affiliates	Domi-ciliary Location	Relation-ship to Reporting Entity	Directly Controlled by (Name of Entity/Person)	Type of Control (Ownership, Board, Management, Attorney-in-Fact, Influence, Other)	If Control is Ownership Provide Percentage	Ultimate Controlling Entity(ies)/Person(s)	Is an SCA Filing Re-quired? (Yes/No)	*
		00000	85-0666386				Sanvello Behavioral Health Services of New Jersey, P.C.	NJ	NIA	Physician(s) Owned	Influence	0.000	UnitedHealth Group Incorporated	NO	1
		00000	85-1959641				Sanvello Behavioral Health Services of North Carolina, P.C.	NC	NIA	Physician(s) Owned	Influence	0.000	UnitedHealth Group Incorporated	NO	1
		00000	84-3152209				Sanvello Behavioral Health Services of Texas, P.A.	TX	NIA	Physician(s) Owned	Influence	0.000	UnitedHealth Group Incorporated	NO	1
		00000	84-1754732				Sanvello Behavioral Health Services, P.A.	DE	NIA	Physician(s) Owned	Influence	0.000	UnitedHealth Group Incorporated	NO	1
		00000	83-3057919				Sanvello Health Holdings, LLC	DE	NIA	OptumHealth Holdings, LLC	Ownership	100.000	UnitedHealth Group Incorporated	NO	
		00000	47-1920345				Sanvello Health Inc.	DE	NIA	OptumHealth Holdings, LLC	Ownership	14.750	UnitedHealth Group Incorporated	NO	
		00000					Saris Counseling, LLC	WI	NIA	Refresh Evolve, LLC	Ownership	100.000	UnitedHealth Group Incorporated	NO	1
		00000	62-1149229				SC Affiliates, LLC	DE	NIA	Surgical Care Affiliates, LLC	Ownership	100.000	UnitedHealth Group Incorporated	NO	
		00000	88-4253145				SCA AHN JV Holdings II, LLC	DE	NIA	SC Affiliates, LLC	Ownership	51.000	UnitedHealth Group Incorporated	NO	
		00000	88-4253145				SCA AHN JV Holdings II, LLC	DE	NIA	American Health Network of Indiana, LLC	Ownership	49.000	UnitedHealth Group Incorporated	NO	
		00000	86-1452226				SCA AHN JV Holdings, LLC	DE	NIA	SCA ESSC Holdings, LLC	Ownership	51.000	UnitedHealth Group Incorporated	NO	
		00000	86-1452226				SCA AHN JV Holdings, LLC	DE	NIA	American Health Network of Indiana, LLC	Ownership	49.000	UnitedHealth Group Incorporated	NO	
		00000	92-0080881				SCA Alaska Surgery Center, Inc.	AK	NIA	SC Affiliates, LLC	Ownership	100.000	UnitedHealth Group Incorporated	NO	
		00000	47-5014406				SCA Austin Holdings, LLC	DE	NIA	SC Affiliates, LLC	Ownership	100.000	UnitedHealth Group Incorporated	NO	
		00000	47-5051685				SCA Austin Medical Center Holdings, LLC	DE	NIA	SCA Austin Holdings, LLC	Ownership	100.000	UnitedHealth Group Incorporated	NO	
		00000	87-2651443				SCA Aventura Holdings, LLC	DE	NIA	SC Affiliates, LLC	Ownership	96.078	UnitedHealth Group Incorporated	NO	
		00000					SCA Avon Holdings, LLC	DE	NIA	SC Affiliates, LLC	Ownership	100.000	UnitedHealth Group Incorporated	NO	
		00000	85-2723465				SCA Bloomfield Holdings, LLC	DE	NIA	SC Affiliates, LLC	Ownership	100.000	UnitedHealth Group Incorporated	NO	
		00000	45-4230864				SCA BOSC Holdings, LLC	DE	NIA	SC Affiliates, LLC	Ownership	25.000	UnitedHealth Group Incorporated	NO	
		00000	45-4230864				SCA BOSC Holdings, LLC	DE	NIA	SunSurgery, LLC	Ownership	25.000	UnitedHealth Group Incorporated	NO	
		00000	45-4230864				SCA BOSC Holdings, LLC	DE	NIA	Surgery Center Holding, LLC	Ownership	25.000	UnitedHealth Group Incorporated	NO	
		00000	45-4230864				SCA BOSC Holdings, LLC	DE	NIA	National Surgery Centers, LLC	Ownership	25.000	UnitedHealth Group Incorporated	NO	
		00000	47-5030792				SCA Cedar Park Holdings, LLC	DE	NIA	SCA Austin Holdings, LLC	Ownership	100.000	UnitedHealth Group Incorporated	NO	
		00000	84-4338108				SCA Clifton, LLC	DE	NIA	SC Affiliates, LLC	Ownership	100.000	UnitedHealth Group Incorporated	NO	
		00000	87-2738960				SCA Colorado Springs Holdings, LLC	DE	NIA	SC Affiliates, LLC	Ownership	100.000	UnitedHealth Group Incorporated	NO	
		00000	85-4043847				SCA Cottonwood Holdings, LLC	DE	NIA	SC Affiliates, LLC	Ownership	100.000	UnitedHealth Group Incorporated	NO	
		00000	04-3170801				SCA Danbury Surgical Center, LLC	DE	NIA	SunSurgery, LLC	Ownership	52.068	UnitedHealth Group Incorporated	NO	
		00000	85-2019401				SCA Denver Holdings, LLC	DE	NIA	SC Affiliates, LLC	Ownership	100.000	UnitedHealth Group Incorporated	NO	
		00000	62-1535981				SCA Development, LLC	DE	NIA	SC Affiliates, LLC	Ownership	100.000	UnitedHealth Group Incorporated	NO	
		00000	85-3450755				SCA Duluth Holdings, LLC	DE	NIA	SC Affiliates, LLC	Ownership	100.000	UnitedHealth Group Incorporated	NO	
		00000	86-1889923				SCA Duncanville Holdings, LLC	DE	NIA	SC Affiliates, LLC	Ownership	100.000	UnitedHealth Group Incorporated	NO	
		00000	86-1855507				SCA Duncanville MSO, LLC	TX	NIA	SCA Duncanville Holdings, LLC	Ownership	51.000	UnitedHealth Group Incorporated	NO	
		00000	88-3055298				SCA East Bay Holdings, LLC	DE	NIA	SC Affiliates, LLC	Ownership	100.000	UnitedHealth Group Incorporated	NO	
		00000					SCA eCode Solutions Private Limited	IND	NIA	eCode Solutions, LLC	Ownership	99.997	UnitedHealth Group Incorporated	NO	
		00000	92-1363019				SCA Englewood Health Holdings, LLC	DE	NIA	SC Affiliates, LLC	Ownership	100.000	UnitedHealth Group Incorporated	NO	
		00000	86-3781364				SCA Englewood Holdings, LLC	DE	NIA	SC Affiliates, LLC	Ownership	100.000	UnitedHealth Group Incorporated	NO	
		00000	86-1452517				SCA ESSC Holdings, LLC	DE	NIA	SC Affiliates, LLC	Ownership	100.000	UnitedHealth Group Incorporated	NO	
		00000	85-2064446				SCA Global One Holdings, LLC	DE	NIA	SC Affiliates, LLC	Ownership	100.000	UnitedHealth Group Incorporated	NO	
		00000	85-3472510				SCA Greenway Holdings, LLC	DE	NIA	SC Affiliates, LLC	Ownership	49.000	UnitedHealth Group Incorporated	NO	2
		00000	85-4003008				SCA Grove Creek Holdings, LLC	DE	NIA	SC Affiliates, LLC	Ownership	100.000	UnitedHealth Group Incorporated	NO	
		00000	88-3842578				SCA Guilford Holdings II, LLC	DE	NIA	SCA Guilford Holdings, LLC	Ownership	100.000	UnitedHealth Group Incorporated	NO	
		00000	85-2734387				SCA Guilford Holdings, LLC	DE	NIA	SC Affiliates, LLC	Ownership	100.000	UnitedHealth Group Incorporated	NO	
		00000	47-5064834				SCA Hays Holdings, LLC	DE	NIA	SCA Austin Holdings, LLC	Ownership	100.000	UnitedHealth Group Incorporated	NO	
		00000	88-2843226				SCA Health Anesthesia, LLC	DE	NIA	SC Affiliates, LLC	Ownership	100.000	UnitedHealth Group Incorporated	NO	
		00000	87-2408829				SCA Health Value Enterprise, LLC	DE	NIA	SC Affiliates, LLC	Ownership	100.000	UnitedHealth Group Incorporated	NO	
		00000	88-3477450				SCA Health, LLC	DE	NIA	SC Affiliates, LLC	Ownership	100.000	UnitedHealth Group Incorporated	NO	

STATEMENT AS OF MARCH 31, 2023 OF THE UnitedHealthcare of the Midlands, Inc.

SCHEDULE Y
PART 1A - DETAIL OF INSURANCE HOLDING COMPANY SYSTEM

1	2	3	4	5	6	7	8	9	10	11	12	13	14	15	16
Group Code	Group Name	NAIC Company Code	ID Number	Federal RSSD	CIK	Name of Securities Exchange if Publicly Traded (U.S. or International)	Names of Parent, Subsidiaries Or Affiliates	Domi-ciliary Location	Relation-ship to Reporting Entity	Directly Controlled by (Name of Entity/Person)	Type of Control (Ownership, Board, Management, Attorney-in-Fact, Influence, Other)	If Control is Ownership Provide Percentage	Ultimate Controlling Entity(ies)/Person(s)	Is an SCA Filing Re-quired? (Yes/No)	*
		00000	83-2735871				SCA Heartland Holdings, LLC	DE	NIA	SC Affiliates, LLC	Ownership	100.000	UnitedHealth Group Incorporated	NO	
		00000	86-1735298				SCA High Point Holdings, LLC	DE	NIA	SC Affiliates, LLC	Ownership	100.000	UnitedHealth Group Incorporated	NO	
		00000	36-4869243				SCA HoldCo, Inc.	DE	NIA	Collaborative Care Holdings, LLC	Ownership	100.000	UnitedHealth Group Incorporated	NO	
		00000	27-1664837				SCA Holding Company, Inc.	DE	NIA	SCA Surgery Holdings, LLC	Ownership	100.000	UnitedHealth Group Incorporated	NO	
		00000	47-1256943				SCA Holdings, Inc.	CA	NIA	National Surgery Centers, LLC	Ownership	100.000	UnitedHealth Group Incorporated	NO	
		00000					SCA Houston Holdings, LLC	DE	NIA	SC Affiliates, LLC	Ownership	100.000	UnitedHealth Group Incorporated	NO	
		00000	92-0627856				SCA HRH Holdings, LLC	DE	NIA	SC Affiliates, LLC	Ownership	100.000	UnitedHealth Group Incorporated	NO	
		00000	45-4240475				SCA IEC Holdings, LLC	DE	NIA	SC Affiliates, LLC	Ownership	25.000	UnitedHealth Group Incorporated	NO	
		00000	45-4240475				SCA IEC Holdings, LLC	DE	NIA	SunSurgery, LLC	Ownership	25.000	UnitedHealth Group Incorporated	NO	
		00000	45-4240475				SCA IEC Holdings, LLC	DE	NIA	Surgery Center Holding, LLC	Ownership	25.000	UnitedHealth Group Incorporated	NO	
		00000	45-4240475				SCA IEC Holdings, LLC	DE	NIA	National Surgery Centers, LLC	Ownership	25.000	UnitedHealth Group Incorporated	NO	
		00000	45-2684108				SCA Indiana Holdings, LLC	DE	NIA	SunSurgery, LLC	Ownership	25.000	UnitedHealth Group Incorporated	NO	
		00000	45-2684108				SCA Indiana Holdings, LLC	DE	NIA	Surgery Center Holding, LLC	Ownership	25.000	UnitedHealth Group Incorporated	NO	
		00000	45-2684108				SCA Indiana Holdings, LLC	DE	NIA	National Surgery Centers, LLC	Ownership	25.000	UnitedHealth Group Incorporated	NO	
		00000	45-2684108				SCA Indiana Holdings, LLC	DE	NIA	SC Affiliates, LLC	Ownership	25.000	UnitedHealth Group Incorporated	NO	
		00000	92-0859684				SCA Louisville, LLC	KY	NIA	SC Affiliates, LLC	Ownership	100.000	UnitedHealth Group Incorporated	NO	
		00000	85-2044403				SCA Lutheran Holdings, LLC	DE	NIA	SC Affiliates, LLC	Ownership	100.000	UnitedHealth Group Incorporated	NO	
		00000	85-3425387				SCA Maple Grove Holdings, LLC	DE	NIA	SC Affiliates, LLC	Ownership	49.000	UnitedHealth Group Incorporated	NO	2
		00000	85-2302375				SCA Mohawk Holdings, LLC	DE	NIA	SC Affiliates, LLC	Ownership	100.000	UnitedHealth Group Incorporated	NO	
		00000	87-3300578				SCA Murrells Inlet, LLC	DE	NIA	SC Affiliates, LLC	Ownership	100.000	UnitedHealth Group Incorporated	NO	
		00000	85-4043674				SCA Northern Utah Holdings, LLC	DE	NIA	SC Affiliates, LLC	Ownership	100.000	UnitedHealth Group Incorporated	NO	
		00000	85-2527319				SCA Northwest Holdings, LLC	DE	NIA	SC Affiliates, LLC	Ownership	100.000	UnitedHealth Group Incorporated	NO	
		00000	85-2065454				SCA Outside New Jersey, LLC	DE	NIA	SC Affiliates, LLC	Ownership	100.000	UnitedHealth Group Incorporated	NO	
		00000	27-1707364				SCA Pacific Holdings, Inc.	CA	NIA	SC Affiliates, LLC	Ownership	100.000	UnitedHealth Group Incorporated	NO	
		00000	87-2926385				SCA Pacific Surgery Holdings, LLC	DE	NIA	SC Affiliates, LLC	Ownership	100.000	UnitedHealth Group Incorporated	NO	
		00000	85-1370857				SCA Palisades Holdings, LLC	DE	NIA	SC Affiliates, LLC	Ownership	100.000	UnitedHealth Group Incorporated	NO	
		00000	46-1686425				SCA Pennsylvania Holdings, LLC	DE	NIA	Surgery Center Holding, LLC	Ownership	100.000	UnitedHealth Group Incorporated	NO	
		00000	85-0817999				SCA Pinnacle Holdings, LLC	DE	NIA	SC Affiliates, LLC	Ownership	100.000	UnitedHealth Group Incorporated	NO	
		00000	72-1386840				SCA Premier Surgery Center of Louisville, LLC	DE	NIA	SC Affiliates, LLC	Ownership	100.000	UnitedHealth Group Incorporated	NO	
		00000					SCA Providence Holdings, LLC	DE	NIA	SC Affiliates, LLC	Ownership	100.000	UnitedHealth Group Incorporated	NO	
		00000	81-5211225				SCA Rockledge JV, LLC	DE	NIA	SCA-Merritt, LLC	Ownership	91.874	UnitedHealth Group Incorporated	NO	
		00000	81-5211225				SCA Rockledge JV, LLC	DE	NIA	Endoscopy Center Affiliates, Inc.	Ownership	1.000	UnitedHealth Group Incorporated	NO	
		00000	45-4252645				SCA ROCS Holdings, LLC	DE	NIA	SunSurgery, LLC	Ownership	25.000	UnitedHealth Group Incorporated	NO	
		00000	45-4252645				SCA ROCS Holdings, LLC	DE	NIA	SC Affiliates, LLC	Ownership	25.000	UnitedHealth Group Incorporated	NO	
		00000	45-4252645				SCA ROCS Holdings, LLC	DE	NIA	Surgery Center Holding, LLC	Ownership	25.000	UnitedHealth Group Incorporated	NO	
		00000	45-4252645				SCA ROCS Holdings, LLC	DE	NIA	National Surgery Centers, LLC	Ownership	25.000	UnitedHealth Group Incorporated	NO	
		00000	87-4302841				SCA Rush Oak Brook Holdings, LLC	DE	NIA	SC Affiliates, LLC	Ownership	100.000	UnitedHealth Group Incorporated	NO	
		00000	84-3689385				SCA Sage Medical MSO, LLC	DE	NIA	SCA Sage Medical, LLC	Ownership	26.000	UnitedHealth Group Incorporated	NO	2
		00000	84-3673924				SCA Sage Medical, LLC	DE	NIA	SC Affiliates, LLC	Ownership	100.000	UnitedHealth Group Incorporated	NO	
		00000	85-2811475				SCA San Diego Holdings, LLC	DE	NIA	SCA-San Diego, Inc.	Ownership	100.000	UnitedHealth Group Incorporated	NO	
		00000	85-2235871				SCA Skyway Holdings, LLC	DE	NIA	SC Affiliates, LLC	Ownership	100.000	UnitedHealth Group Incorporated	NO	
		00000	85-4002809				SCA South Ogden Holdings, LLC	DE	NIA	SC Affiliates, LLC	Ownership	100.000	UnitedHealth Group Incorporated	NO	
		00000	88-1497980				SCA Southwest Fort Wayne Holdings, LLC	DE	NIA	SC Affiliates, LLC	Ownership	25.000	UnitedHealth Group Incorporated	NO	
		00000	88-1497980				SCA Southwest Fort Wayne Holdings, LLC	DE	NIA	SunSurgery, LLC	Ownership	25.000	UnitedHealth Group Incorporated	NO	
		00000	88-1497980				SCA Southwest Fort Wayne Holdings, LLC	DE	NIA	Surgery Center Holding, LLC	Ownership	25.000	UnitedHealth Group Incorporated	NO	
		00000	88-1497980				SCA Southwest Fort Wayne Holdings, LLC	DE	NIA	National Surgery Centers, LLC	Ownership	25.000	UnitedHealth Group Incorporated	NO	
		00000	47-4928368				SCA Southwestern PA, LLC	DE	NIA	SC Affiliates, LLC	Ownership	100.000	UnitedHealth Group Incorporated	NO	
		00000	47-3165040				SCA Specialists of Florida, LLC	DE	NIA	SCA Surgery Holdings, LLC	Ownership	100.000	UnitedHealth Group Incorporated	NO	

16-30

STATEMENT AS OF MARCH 31, 2023 OF THE UnitedHealthcare of the Midlands, Inc.

SCHEDULE Y
PART 1A - DETAIL OF INSURANCE HOLDING COMPANY SYSTEM

1	2	3	4	5	6	7	8	9	10	11	12	13	14	15	16
Group Code	Group Name	NAIC Company Code	ID Number	Federal RSSD	CIK	Name of Securities Exchange if Publicly Traded (U.S. or International)	Names of Parent, Subsidiaries Or Affiliates	Domiciliary Location	Relationship to Reporting Entity	Directly Controlled by (Name of Entity/Person)	Type of Control (Ownership, Board, Management, Attorney-in-Fact, Influence, Other)	If Control is Ownership Provide Percentage	Ultimate Controlling Entity(ies)/Person(s)	Is an SCA Filing Required? (Yes/No)	*
		00000	85-2786147				SCA Specialty Holdings of Connecticut, LLC	DE	NIA	SCA Affiliates, LLC	Ownership	100.000	UnitedHealth Group Incorporated	NO	
		00000	45-4266502				SCA SSSC Holdings, LLC	DE	NIA	SCA Affiliates, LLC	Ownership	25.000	UnitedHealth Group Incorporated	NO	
		00000	45-4266502				SCA SSSC Holdings, LLC	DE	NIA	SunSurgery, LLC	Ownership	25.000	UnitedHealth Group Incorporated	NO	
		00000	45-4266502				SCA SSSC Holdings, LLC	DE	NIA	Surgery Center Holding, LLC	Ownership	25.000	UnitedHealth Group Incorporated	NO	
		00000	45-4266502				SCA SSSC Holdings, LLC	DE	NIA	National Surgery Centers, LLC	Ownership	25.000	UnitedHealth Group Incorporated	NO	
		00000	47-5038680				SCA Stonegate Holdings, LLC	DE	NIA	SCA Austin Holdings, LLC	Ownership	100.000	UnitedHealth Group Incorporated	NO	
		00000	26-2602268				SCA Surgery Holdings, LLC	DE	NIA	Surgical Care Affiliates, LLC	Ownership	100.000	UnitedHealth Group Incorporated	NO	
		00000	75-2501088				SCA Surgicare of Laguna Hills, LLC	DE	NIA	Surgery Center Holding, LLC	Ownership	100.000	UnitedHealth Group Incorporated	NO	
		00000	92-1306353				SCA Total Holdings, LLC	DE	NIA	SC Affiliates, LLC	Ownership	100.000	UnitedHealth Group Incorporated	NO	
		00000	85-3263993				SCA West Health Holdings, LLC	DE	NIA	SC Affiliates, LLC	Ownership	100.000	UnitedHealth Group Incorporated	NO	
		00000	85-4150186				SCA Westgreen Holdings, LLC	DE	NIA	SC Affiliates, LLC	Ownership	68.628	UnitedHealth Group Incorporated	NO	
		00000	85-3491574				SCA Woodbury Holdings, LLC	DE	NIA	SC Affiliates, LLC	Ownership	49.000	UnitedHealth Group Incorporated	NO	2
		00000	74-2555097				SCA Albuquerque Surgery Properties, Inc.	NM	NIA	SC Affiliates, LLC	Ownership	100.000	UnitedHealth Group Incorporated	NO	
		00000	47-1807383				SCA Alliance, LLC	DE	NIA	SCA Surgery Holdings, LLC	Ownership	51.000	UnitedHealth Group Incorporated	NO	
		00000	82-4763869				SCA Anne Arundel, LLC	DE	NIA	SC Affiliates, LLC	Ownership	100.000	UnitedHealth Group Incorporated	NO	
		00000	83-2703057				SCA AppleCare Partners, LLC	DE	NIA	SCA-Downey, LLC	Ownership	73.684	UnitedHealth Group Incorporated	NO	
		00000	82-3857984				SCA Bethesda, LLC	DE	NIA	SC Affiliates, LLC	Ownership	52.254	UnitedHealth Group Incorporated	NO	
		00000	62-1530120				SCA Blue Ridge, LLC	DE	NIA	SC Affiliates, LLC	Ownership	100.000	UnitedHealth Group Incorporated	NO	
		00000	83-1529292				SCA Bonita Springs, LLC	DE	NIA	SC Affiliates, LLC	Ownership	83.333	UnitedHealth Group Incorporated	NO	
		00000	82-1980137				SCA Brandon, LLC	DE	NIA	SC Affiliates, LLC	Ownership	100.000	UnitedHealth Group Incorporated	NO	
		00000	88-4163925				SCA Carlsbad Holdings, LLC	DE	NIA	SC Affiliates, LLC	Ownership	100.000	UnitedHealth Group Incorporated	NO	
		00000	83-1094012				SCA Castle Rock, LLC	DE	NIA	SC Affiliates, LLC	Ownership	68.736	UnitedHealth Group Incorporated	NO	
		00000	47-1535510				SCA Central Florida, LLC	DE	NIA	SC Affiliates, LLC	Ownership	31.370	UnitedHealth Group Incorporated	NO	2
		00000	58-1709758				SCA Charleston, LLC	DE	NIA	SCA Surgery Holdings, LLC	Ownership	100.000	UnitedHealth Group Incorporated	NO	
		00000	82-4511713				SCA Chatham, LLC	DE	NIA	SC Affiliates, LLC	Ownership	100.000	UnitedHealth Group Incorporated	NO	
		00000	81-3301058				SCA Chevy Chase, LLC	DE	NIA	SC Affiliates, LLC	Ownership	100.000	UnitedHealth Group Incorporated	NO	
		00000	62-1516306				SCA Citrus, LLC	TN	NIA	SC Affiliates, LLC	Ownership	100.000	UnitedHealth Group Incorporated	NO	
		00000	83-1541326				SCA Colonial Partners, LLC	DE	NIA	SCA-Ft. Myers, LLC	Ownership	69.698	UnitedHealth Group Incorporated	NO	
		00000	93-1047471				SCA Colorado Springs, LLC	DE	NIA	SC Affiliates, LLC	Ownership	100.000	UnitedHealth Group Incorporated	NO	
		00000	83-1585952				SCA Connecticut Partners, LLC	DE	NIA	SunSurgery, LLC	Ownership	29.410	UnitedHealth Group Incorporated	NO	2
		00000	47-4028383				SCA Davenport, LLC	DE	NIA	SC Affiliates, LLC	Ownership	100.000	UnitedHealth Group Incorporated	NO	
		00000	84-2003112				SCA Denver Physicians Holdings, LLC	DE	NIA	SCA-Denver, LLC	Ownership	51.000	UnitedHealth Group Incorporated	NO	
		00000	84-2997638				SCA Denver, LLC	DE	NIA	SC Affiliates, LLC	Ownership	100.000	UnitedHealth Group Incorporated	NO	
		00000	82-1470227				SCA Derry, LLC	DE	NIA	SC Affiliates, LLC	Ownership	78.873	UnitedHealth Group Incorporated	NO	
		00000	81-3734814				SCA Doral, LLC	DE	NIA	SC Affiliates, LLC	Ownership	98.007	UnitedHealth Group Incorporated	NO	
		00000	83-3055579				SCA Downey, LLC	DE	NIA	SC Affiliates, LLC	Ownership	100.000	UnitedHealth Group Incorporated	NO	
		00000	83-1093886				SCA Dry Creek, LLC	DE	NIA	SC Affiliates, LLC	Ownership	100.000	UnitedHealth Group Incorporated	NO	
		00000	81-1594261				SCA Dublin, LLC	DE	NIA	SC Affiliates, LLC	Ownership	100.000	UnitedHealth Group Incorporated	NO	
		00000	81-3301305				SCA Encinitas, Inc.	DE	NIA	Surgical Health, LLC	Ownership	100.000	UnitedHealth Group Incorporated	NO	
		00000	62-1541235				SCA Eugene, LLC	TN	NIA	SC Affiliates, LLC	Ownership	100.000	UnitedHealth Group Incorporated	NO	
		00000	83-2805878				SCA First Coast, LLC	DE	NIA	SC Affiliates, LLC	Ownership	100.000	UnitedHealth Group Incorporated	NO	
		00000	62-1551099				SCA Florence, LLC	DE	NIA	SC Affiliates, LLC	Ownership	100.000	UnitedHealth Group Incorporated	NO	
		00000	93-1067967				SCA Fort Collins, Inc.	CO	NIA	SC Affiliates, LLC	Ownership	100.000	UnitedHealth Group Incorporated	NO	
		00000	62-1502719				SCA Fort Walton, Inc.	TN	NIA	SC Affiliates, LLC	Ownership	100.000	UnitedHealth Group Incorporated	NO	
		00000	47-3641516				SCA Franklin, LLC	DE	NIA	SC Affiliates, LLC	Ownership	100.000	UnitedHealth Group Incorporated	NO	
		00000	81-2727879				SCA Frederick, LLC	DE	NIA	SC Affiliates, LLC	Ownership	100.000	UnitedHealth Group Incorporated	NO	
		00000	82-3535257				SCA Freeway Holdings, LLC	DE	NIA	SC Affiliates, LLC	Ownership	100.000	UnitedHealth Group Incorporated	NO	
		00000	36-4907566				SCA Ft. Myers, LLC	DE	NIA	SC Affiliates, LLC	Ownership	100.000	UnitedHealth Group Incorporated	NO	
		00000	62-1547690				SCA Gainesville, LLC	DE	NIA	SC Affiliates, LLC	Ownership	100.000	UnitedHealth Group Incorporated	NO	

STATEMENT AS OF MARCH 31, 2023 OF THE UnitedHealthcare of the Midlands, Inc.

SCHEDULE Y
PART 1A - DETAIL OF INSURANCE HOLDING COMPANY SYSTEM

1	2	3	4	5	6	7	8	9	10	11	12	13	14	15	16
Group Code	Group Name	NAIC Company Code	ID Number	Federal RSSD	CIK	Name of Securities Exchange if Publicly Traded (U.S. or International)	Names of Parent, Subsidiaries Or Affiliates	Domiciliary Location	Relationship to Reporting Entity	Directly Controlled by (Name of Entity/Person)	Type of Control (Ownership, Board, Management, Attorney-in-Fact, Influence, Other)	If Control is Ownership Provide Percentage	Ultimate Controlling Entity(ies)/Person(s)	Is an SCA Filing Required? (Yes/No)	*
		00000	81-1956407				SCA-Gladiolus, LLC	DE	NIA	SC Affiliates, LLC	Ownership	95.371	UnitedHealth Group Incorporated	NO	
		00000	83-4156034				SCA-Glenwood Holdings, LLC	DE	NIA	Glenwood-SC, Inc.	Ownership	72.396	UnitedHealth Group Incorporated	NO	
		00000	82-1438326				SCA-Grants Pass, LLC	DE	NIA	SC Affiliates, LLC	Ownership	100.000	UnitedHealth Group Incorporated	NO	
		00000	81-2376695				SCA-Grove Place, LLC	DE	NIA	SC Affiliates, LLC	Ownership	69.833	UnitedHealth Group Incorporated	NO	
		00000	47-3466283				SCA-Hagerstown, LLC	DE	NIA	SC Affiliates, LLC	Ownership	100.000	UnitedHealth Group Incorporated	NO	
		00000	47-5229514				SCA-Hilton Head, LLC	DE	NIA	SC Affiliates, LLC	Ownership	100.000	UnitedHealth Group Incorporated	NO	
		00000	81-3445356				SCA-Houston Executive, LLC	DE	NIA	SC Affiliates, LLC	Ownership	100.000	UnitedHealth Group Incorporated	NO	
		00000	81-1666861				SCA-Illinois, LLC	DE	NIA	SCA Surgery Holdings, LLC	Ownership	100.000	UnitedHealth Group Incorporated	NO	
		00000	47-3930052				SCA-IT Holdings, LLC	DE	NIA	SC Affiliates, LLC	Ownership	100.000	UnitedHealth Group Incorporated	NO	
		00000	83-3090526				SCA-JPM Holdings, LLC	DE	NIA	SC Affiliates, LLC	Ownership	100.000	UnitedHealth Group Incorporated	NO	
		00000	83-1102109				SCA-Kissing Camels Holdings, LLC	DE	NIA	SCA Surgery Holdings, LLC	Ownership	100.000	UnitedHealth Group Incorporated	NO	
		00000	81-4292506				SCA-Main Street, LLC	DE	NIA	SC Affiliates, LLC	Ownership	29.575	UnitedHealth Group Incorporated	NO	2
		00000	47-1751165				SCA-Marina del Rey, LLC	CA	NIA	SC Affiliates, LLC	Ownership	100.000	UnitedHealth Group Incorporated	NO	
		00000	81-1367813				SCA-MC VBP, Inc.	DE	NIA	SC Affiliates, LLC	Ownership	100.000	UnitedHealth Group Incorporated	NO	
		00000	62-1184188				SCA-Mecklenburg Development Corp.	NC	NIA	SC Affiliates, LLC	Ownership	100.000	UnitedHealth Group Incorporated	NO	
		00000	81-4616104				SCA-Memorial City, LLC	DE	NIA	SC Affiliates, LLC	Ownership	100.000	UnitedHealth Group Incorporated	NO	
		00000	83-3709010				SCA-Memorial, LLC	DE	NIA	SC Affiliates, LLC	Ownership	100.000	UnitedHealth Group Incorporated	NO	
		00000	81-1771410				SCA-Merritt, LLC	DE	NIA	SC Affiliates, LLC	Ownership	100.000	UnitedHealth Group Incorporated	NO	
		00000	82-2455773				SCA-Midlands, LLC	DE	NIA	SC Affiliates, LLC	Ownership	100.000	UnitedHealth Group Incorporated	NO	
		00000	81-2976543				SCA-Midway Management, LLC	IL	NIA	SC Affiliates, LLC	Ownership	100.000	UnitedHealth Group Incorporated	NO	
		00000	80-0070617				SCA-Mobile, LLC	DE	NIA	SC Affiliates, LLC	Ownership	100.000	UnitedHealth Group Incorporated	NO	
		00000	81-1065674				SCA-Mokena, LLC	DE	NIA	SC Affiliates, LLC	Ownership	100.000	UnitedHealth Group Incorporated	NO	
		00000					SCA-Morris Avenue, LLC	DE	NIA	SC Affiliates, LLC	Ownership	100.000	UnitedHealth Group Incorporated	NO	
		00000	84-4936803				SCA-Morris County, LLC	DE	NIA	SC Affiliates, LLC	Ownership	100.000	UnitedHealth Group Incorporated	NO	
		00000	62-1506655				SCA-Mt. Pleasant, LLC	DE	NIA	SC Affiliates, LLC	Ownership	100.000	UnitedHealth Group Incorporated	NO	
		00000	81-2850365				SCA-Naperville, LLC	DE	NIA	SC Affiliates, LLC	Ownership	100.000	UnitedHealth Group Incorporated	NO	
		00000	82-3002171				SCA-Naples, LLC	DE	NIA	SC Affiliates, LLC	Ownership	99.020	UnitedHealth Group Incorporated	NO	
		00000	47-4418919				SCA-New Jersey, LLC	DE	NIA	SC Affiliates, LLC	Ownership	100.000	UnitedHealth Group Incorporated	NO	
		00000	47-1760663				SCA-Newport Beach, LLC	CA	NIA	SC Affiliates, LLC	Ownership	100.000	UnitedHealth Group Incorporated	NO	
		00000	81-3445510				SCA-Palm Beach MSO Holdings, LLC	DE	NIA	SunSurgery, LLC	Ownership	100.000	UnitedHealth Group Incorporated	NO	
		00000	82-3050836				SCA-Palm Beach, LLC	DE	NIA	SC Affiliates, LLC	Ownership	100.000	UnitedHealth Group Incorporated	NO	
		00000	84-3367495				SCA-Panama City Holdings, LLC	DE	NIA	SC Affiliates, LLC	Ownership	100.000	UnitedHealth Group Incorporated	NO	
		00000	62-1538850				SCA-Paoli, LLC	DE	NIA	SC Affiliates, LLC	Ownership	100.000	UnitedHealth Group Incorporated	NO	
		00000	47-2785908				SCA-Phoenix, LLC	DE	NIA	SC Affiliates, LLC	Ownership	100.000	UnitedHealth Group Incorporated	NO	
		00000	47-1620189				SCA-Pocono, LLC	DE	NIA	SC Affiliates, LLC	Ownership	100.000	UnitedHealth Group Incorporated	NO	
		00000	81-4139195				SCA-Portland, LLC	DE	NIA	SC Affiliates, LLC	Ownership	100.000	UnitedHealth Group Incorporated	NO	
		00000	83-4121074				SCA-Practice Partners Holdings, LLC	DE	NIA	SC Affiliates, LLC	Ownership	100.000	UnitedHealth Group Incorporated	NO	
		00000	81-4304317				SCA-River Valley, LLC	DE	NIA	SC Affiliates, LLC	Ownership	29.410	UnitedHealth Group Incorporated	NO	2
		00000	83-2111732				SCA-Riverside Partners, LLC	DE	NIA	SCA-Riverside, LLC	Ownership	51.000	UnitedHealth Group Incorporated	NO	
		00000	83-2721919				SCA-Riverside, LLC	DE	NIA	SC Affiliates, LLC	Ownership	100.000	UnitedHealth Group Incorporated	NO	
		00000	47-1647512				SCA-Rockville, LLC	DE	NIA	SC Affiliates, LLC	Ownership	100.000	UnitedHealth Group Incorporated	NO	
		00000	85-0563422				SCA-Sacred Heart Holdings, LLC	DE	NIA	SC Affiliates, LLC	Ownership	100.000	UnitedHealth Group Incorporated	NO	
		00000	81-2963561				SCA-San Diego, Inc.	DE	NIA	Surgical Health, LLC	Ownership	100.000	UnitedHealth Group Incorporated	NO	
		00000	94-3138088				SCA-San Luis Obispo, LLC	DE	NIA	SC Affiliates, LLC	Ownership	100.000	UnitedHealth Group Incorporated	NO	
		00000	47-1685878				SCA-Sand Lake, LLC	DE	NIA	SC Affiliates, LLC	Ownership	83.481	UnitedHealth Group Incorporated	NO	
		00000	88-0185362				SCA-Santa Rosa, Inc.	NV	NIA	SC Affiliates, LLC	Ownership	100.000	UnitedHealth Group Incorporated	NO	
		00000	92-1630156				SCA-Seattle, LLC	DE	NIA	SC Affiliates, LLC	Ownership	100.000	UnitedHealth Group Incorporated	NO	
		00000	81-3300613				SCA-Somerset, LLC	DE	NIA	SCA Surgery Holdings, LLC	Ownership	100.000	UnitedHealth Group Incorporated	NO	
		00000	22-3117714				SCA-South Jersey, LLC	DE	NIA	Virtua-SCA Holdings, LLC	Ownership	100.000	UnitedHealth Group Incorporated	NO	2

STATEMENT AS OF MARCH 31, 2023 OF THE UnitedHealthcare of the Midlands, Inc.

SCHEDULE Y
PART 1A - DETAIL OF INSURANCE HOLDING COMPANY SYSTEM

1	2	3	4	5	6	7	8	9	10	11	12	13	14	15	16
Group Code	Group Name	NAIC Company Code	ID Number	Federal RSSD	CIK	Name of Securities Exchange if Publicly Traded (U.S. or International)	Names of Parent, Subsidiaries Or Affiliates	Domi-ciliary Location	Relation-ship to Reporting Entity	Directly Controlled by (Name of Entity/Person)	Type of Control (Ownership, Board, Management, Attorney-in-Fact, Influence, Other)	If Control is Ownership Provide Percentage	Ultimate Controlling Entity(ies)/Person(s)	Is an SCA Filing Re-quired? (Yes/No)	*
		00000	47-2676325				SCA-Sparta, LLC	DE	NIA	SC Affiliates, LLC	Ownership	100.000	UnitedHealth Group Incorporated	NO	
		00000	82-449088				SCA-Spartanburg Holdings, LLC	DE	NIA	SC Affiliates, LLC	Ownership	100.000	UnitedHealth Group Incorporated	NO	
		00000	88-1844951				SCA-St. Cloud Holdings, LLC	DE	NIA	SC Affiliates, LLC	Ownership	100.000	UnitedHealth Group Incorporated	NO	
		00000	84-4677051				SCA-St. Louis Holdings, LLC	DE	NIA	SC Affiliates, LLC	Ownership	100.000	UnitedHealth Group Incorporated	NO	
		00000	47-4106989				SCA-St. Louis, LLC	DE	NIA	Surgical Health, LLC	Ownership	100.000	UnitedHealth Group Incorporated	NO	
		00000	82-3270591				SCA-St. Lucie, LLC	DE	NIA	SC Affiliates, LLC	Ownership	100.000	UnitedHealth Group Incorporated	NO	
		00000	81-4371453				SCA-Surgicare, LLC	DE	NIA	SC Affiliates, LLC	Ownership	100.000	UnitedHealth Group Incorporated	NO	
		00000	81-2455241				SCA-SwiftPath, LLC	DE	NIA	SC Affiliates, LLC	Ownership	100.000	UnitedHealth Group Incorporated	NO	
		00000	82-1987225				SCA-Verta, LLC	DE	NIA	SC Affiliates, LLC	Ownership	100.000	UnitedHealth Group Incorporated	NO	
		00000	85-1998338				SCA-VLR Holdings Company, LLC	DE	NIA	SCA Denver Holdings, LLC	Ownership	51.000	UnitedHealth Group Incorporated	NO	
		00000	82-2294882				SCA-Wake Forest, LLC	DE	NIA	SC Affiliates, LLC	Ownership	100.000	UnitedHealth Group Incorporated	NO	
		00000	82-1449412				SCA-Western Connecticut, LLC	DE	NIA	SC Affiliates, LLC	Ownership	67.000	UnitedHealth Group Incorporated	NO	
		00000	82-3689825				SCA-Westover Hills, LLC	DE	NIA	SC Affiliates, LLC	Ownership	100.000	UnitedHealth Group Incorporated	NO	
		00000	81-1159878				SCA-Winchester, LLC	DE	NIA	SC Affiliates, LLC	Ownership	100.000	UnitedHealth Group Incorporated	NO	
		00000	62-1525777				SCA-Winter Park, Inc.	TN	NIA	SC Affiliates, LLC	Ownership	100.000	UnitedHealth Group Incorporated	NO	
		00000	82-3528300				SCA-Woodlands Holdings, LLC	DE	NIA	SC Affiliates, LLC	Ownership	100.000	UnitedHealth Group Incorporated	NO	
		00000	81-4905342				SCAI Holdings, LLC	DE	NIA	SCA HoldCo, Inc.	Ownership	100.000	UnitedHealth Group Incorporated	NO	
		00000					Scanner Centromed S.A.	CHL	NIA	Administradora Médica Centromed S.A.	Ownership	85.000	UnitedHealth Group Incorporated	NO	
		00000	85-2316290				SCAHS-SCA Holdings, LLC	DE	NIA	SCA Lutheran Holdings, LLC	Ownership	51.000	UnitedHealth Group Incorporated	NO	
		00000	27-2635371				SCP Specialty Infusion, LLC	DE	NIA	Optum Infusion Services 500, Inc.	Ownership	100.000	UnitedHealth Group Incorporated	NO	
		00000	22-3660141				Seashore Surgical Institute, L.L.C.	NJ	NIA	Virtua-SCA Holdings, LLC	Ownership	51.000	UnitedHealth Group Incorporated	NO	2
		00000	46-3238571				Seattle Psychology, P.L.L.C.	WA	NIA	Physician(s) Owned	Influence	0.000	UnitedHealth Group Incorporated	NO	1
		00000	46-3038066				SecureMD Management, LLC	CO	NIA	Physicians Endoscopy, L.L.C.	Ownership	100.000	UnitedHealth Group Incorporated	NO	
		00000	46-3057015				SecureMD Professionals - California, PC	CA	NIA	Physician(s) Owned	Influence	0.000	UnitedHealth Group Incorporated	NO	1
		00000	98-1202716				Seisa Serviços Integrados de Saúde Ltda.	BRA	NIA	Cemed Care - Empresa de Atendimento Clínico Geral Ltda.	Ownership	0.000	UnitedHealth Group Incorporated	NO	
		00000	98-1202716				Seisa Serviços Integrados de Saúde Ltda.	BRA	NIA	Amil Assistência Médica Internacional S.A.	Ownership	100.000	UnitedHealth Group Incorporated	NO	
		00000	86-0739432				Senior Benefits, L.L.C.	AZ	NIA	USHEALTH Advisors, LLC	Ownership	100.000	UnitedHealth Group Incorporated	NO	
		00000	88-1691956				Senior Care Network of Connecticut, LLC	DE	NIA	Optum Care Networks, Inc.	Ownership	51.000	UnitedHealth Group Incorporated	NO	
		00000	45-3802527				Serenity Family and Psychological Counseling Center, P.C.	CA	NIA	Physician(s) Owned	Influence	0.000	UnitedHealth Group Incorporated	NO	1
		00000	27-1533951				Serquinox Holdings LLC	DE	NIA	Optum Infusion Services 500, Inc.	Ownership	100.000	UnitedHealth Group Incorporated	NO	
		00000					Servicios de Entrenamiento en Competencias Clínicas SpA	CHL	NIA	Sociedad de Inversiones Santa María SpA	Ownership	1.000	UnitedHealth Group Incorporated	NO	
		00000					Servicios de Entrenamiento en Competencias Clínicas SpA	CHL	NIA	Clínica Santa María S.p.A.	Ownership	99.000	UnitedHealth Group Incorporated	NO	
		00000					Servicios Integrados de Salud Ltda.	CHL	NIA	Clínica Santa María S.p.A.	Ownership	0.100	UnitedHealth Group Incorporated	NO	
		00000					Servicios Integrados de Salud Ltda.	CHL	NIA	Clínica Dávila y Servicios Médicos S.p.A.	Ownership	99.900	UnitedHealth Group Incorporated	NO	
		00000					Servicios Médicos Amed Quilpué S.A.	CHL	NIA	Centromed Quilpué S.A.	Ownership	99.900	UnitedHealth Group Incorporated	NO	
		00000					Servicios Médicos Amed Quilpué S.A.	CHL	NIA	Laboratorios Médicos Amed Quilpué S.A.	Ownership	0.100	UnitedHealth Group Incorporated	NO	
		00000					Servicios Médicos Bío Bío Ltda.	CHL	NIA	Saden S.A.	Ownership	1.000	UnitedHealth Group Incorporated	NO	
		00000					Servicios Médicos Bío Bío Ltda.	CHL	NIA	Clínica Bío Bío SpA	Ownership	99.000	UnitedHealth Group Incorporated	NO	
		00000					Servicios Médicos Ciudad del Mar Ltda.	CHL	NIA	Saden S.A.	Ownership	1.000	UnitedHealth Group Incorporated	NO	
		00000					Servicios Médicos Ciudad del Mar Ltda.	CHL	NIA	Clínica Ciudad del Mar S.A.	Ownership	99.000	UnitedHealth Group Incorporated	NO	
		00000					Servicios Médicos Santa María Ltda.	CHL	NIA	Sociedad de Inversiones Santa María SpA	Ownership	99.000	UnitedHealth Group Incorporated	NO	
		00000					Servicios Médicos Santa María Ltda.	CHL	NIA	Clínica Santa María S.p.A.	Ownership	1.000	UnitedHealth Group Incorporated	NO	
		00000					Servicios Médicos Vespucio Ltda.	CHL	NIA	Saden S.A.	Ownership	1.000	UnitedHealth Group Incorporated	NO	
		00000					Servicios Médicos Vespucio Ltda.	CHL	NIA	Clínica Vespucio S.A.	Ownership	99.000	UnitedHealth Group Incorporated	NO	
		00000	87-3142148				Shark Holdings, P.C.	CA	NIA	Physician(s) Owned	Influence	0.000	UnitedHealth Group Incorporated	NO	1

16-33

STATEMENT AS OF MARCH 31, 2023 OF THE UnitedHealthcare of the Midlands, Inc.

SCHEDULE Y
PART 1A - DETAIL OF INSURANCE HOLDING COMPANY SYSTEM

1	2	3	4	5	6	7	8	9	10	11	12	13	14	15	16
Group Code	Group Name	NAIC Company Code	ID Number	Federal RSSD	CIK	Name of Securities Exchange if Publicly Traded (U.S. or International)	Names of Parent, Subsidiaries Or Affiliates	Domi-ciliary Location	Relation-ship to Reporting Entity	Directly Controlled by (Name of Entity/Person)	Type of Control (Ownership, Board, Management, Attorney-in-Fact, Influence, Other)	If Control is Ownership Provide Percentage	Ultimate Controlling Entity(ies)/Person(s)	Is an SCA Filing Re-quired? (Yes/No)	*
		00000	58-1978974				SHC Atlanta, LLC	DE	NIA	Surgical Health, LLC	Ownership	100.000	UnitedHealth Group Incorporated	NO	
		00000	58-2013443				SHC Austin, Inc.	GA	NIA	Surgical Health, LLC	Ownership	100.000	UnitedHealth Group Incorporated	NO	
		00000	58-2062812				SHC Hawthorn, Inc.	GA	NIA	Surgical Health, LLC	Ownership	100.000	UnitedHealth Group Incorporated	NO	
		00000	58-2101924				SHC Melbourne, Inc.	GA	NIA	Surgical Health, LLC	Ownership	100.000	UnitedHealth Group Incorporated	NO	
		00000	47-5082677				Sherman Counseling Management, S.C.	WI	NIA	Physician(s) Owned	Influence	0.000	UnitedHealth Group Incorporated	NO	1
		00000	82-3922528				Sierra Dental Plan, Inc.	CA	NIA	MCNA Health Care Holdings, LLC	Ownership	100.000	UnitedHealth Group Incorporated	NO	
.0707	UnitedHealth Group Incorporated	71420	94-0734860				Sierra Health and Life Insurance Company, Inc.	NV	IA	Sierra Health Services, Inc.	Ownership	100.000	UnitedHealth Group Incorporated	NO	
		00000	88-0200415				Sierra Health Services, Inc.	NV	NIA	UnitedHealthcare, Inc.	Ownership	100.000	UnitedHealth Group Incorporated	NO	
		00000	88-0254322				Sierra Health-Care Options, Inc.	NV	NIA	Sierra Health Services, Inc.	Ownership	100.000	UnitedHealth Group Incorporated	NO	
		00000	88-0385705				Sierra Home Medical Products, Inc.	NV	NIA	Sierra Health Services, Inc.	Ownership	100.000	UnitedHealth Group Incorporated	NO	
		00000	88-0264562				Sierra Nevada Administrators, Inc.	NV	NIA	Sierra Health Services, Inc.	Ownership	100.000	UnitedHealth Group Incorporated	NO	
		00000	81-3200297				Silicon Valley TMS of Monterey Bay, GP	CA	NIA	Saad A. Shakir, M.D., Inc.	Ownership	100.000	UnitedHealth Group Incorporated	NO	1
		00000					Sistema de Administración Hospitalaria S.A.C.								
		00000	82-1485491				SJ East Campus ASC, LLC	CO	NIA	Pacifico S.A. Entidad Prestadora de Salud	Ownership	99.870	UnitedHealth Group Incorporated	NO	
		00000	20-1004228				Small Business Insurance Advisors, Inc.	TX	NIA	SCLHS-SCA Holdings, LLC	Ownership	51.000	UnitedHealth Group Incorporated	NO	
		00000					Sobam - Centro Médico Hospitalar S.A.	BRA	NIA	USHEALTH Group, Inc.	Ownership	100.000	UnitedHealth Group Incorporated	NO	
		00000					Sobam - Centro Médico Hospitalar S.A.	BRA	NIA	Santa Helena Assistência Médica S.A.	Ownership	98.088	UnitedHealth Group Incorporated	NO	
		00000					Sobam - Centro Médico Hospitalar S.A.	BRA	NIA	Centro Médico Hospitalar Pitangueiras Ltda.	Ownership	1.912	UnitedHealth Group Incorporated	NO	
		00000	98-1453235				Sociedad de Inversiones Santa María SpA	CHL	NIA	Clínica Santa María S.p.A.	Ownership	99.743	UnitedHealth Group Incorporated	NO	
		00000	98-1453235				Sociedad de Inversiones Santa María SpA	CHL	NIA	Clínica Dávila y Servicios Médicos S.p.A.	Ownership	0.257	UnitedHealth Group Incorporated	NO	
		00000	88-2931584				Solaris JV Holdings, Inc.	DE	NIA	Optum, Inc.	Ownership	100.000	UnitedHealth Group Incorporated	NO	
		00000	46-0729622				Solstice Administration Services, Inc.	FL	NIA	Solstice Benefits, Inc.	Ownership	100.000	UnitedHealth Group Incorporated	NO	
		00000	30-0760846				Solstice Administrators of Alabama, Inc.	AL	NIA	Solstice Administration Services, Inc.	Ownership	100.000	UnitedHealth Group Incorporated	NO	
		00000	32-0392448				Solstice Administrators of Missouri, Inc.	MO	NIA	Solstice Administration Services, Inc.	Ownership	100.000	UnitedHealth Group Incorporated	NO	
		00000	30-0756426				Solstice Administrators of North Carolina, Inc.	NC	NIA	Solstice Administration Services, Inc.	Ownership	100.000	UnitedHealth Group Incorporated	NO	
		00000	26-4839323				Solstice Administrators, Inc.	CA	NIA	Solstice Administration Services, Inc.	Ownership	100.000	UnitedHealth Group Incorporated	NO	
		00000	20-4815388				Solstice Benefit Services, Inc.	FL	NIA	Specialty Benefits, LLC	Ownership	100.000	UnitedHealth Group Incorporated	NO	
.0707	UnitedHealth Group Incorporated	12341	14-1917982				Solstice Benefits, Inc.	FL	IA	Specialty Benefits, LLC	Ownership	100.000	UnitedHealth Group Incorporated	NO	
.0707	UnitedHealth Group Incorporated	13971	27-1395245				Solstice Health Insurance Company	NY	IA	Specialty Benefits, LLC	Ownership	100.000	UnitedHealth Group Incorporated	NO	
.0707	UnitedHealth Group Incorporated	16610	30-1200533				Solstice Healthplans of Arizona, Inc.	AZ	IA	Solstice Administration Services, Inc.	Ownership	100.000	UnitedHealth Group Incorporated	NO	
.0707	UnitedHealth Group Incorporated	17141	35-2709791				Solstice Healthplans of Colorado, Inc.	CO	IA	Solstice Administration Services, Inc.	Ownership	100.000	UnitedHealth Group Incorporated	NO	
.0707	UnitedHealth Group Incorporated	16878	30-1190514				Solstice Healthplans of Ohio, Inc.	OH	IA	Solstice Administration Services, Inc.	Ownership	100.000	UnitedHealth Group Incorporated	NO	
.0707	UnitedHealth Group Incorporated	16892	36-4935990				Solstice Healthplans of Texas, Inc.	TX	IA	Solstice Administration Services, Inc.	Ownership	100.000	UnitedHealth Group Incorporated	NO	
		00000	46-3786700				Solstice Healthplans, Inc.	FL	IA	Solstice Benefits, Inc.	Ownership	100.000	UnitedHealth Group Incorporated	NO	
.0707	UnitedHealth Group Incorporated	16790	26-2699505				Solstice of Illinois, Inc.	IL	IA	Solstice Administration Services, Inc.	Ownership	100.000	UnitedHealth Group Incorporated	NO	
		00000	32-0545152				Solstice of Minnesota, Inc.	MN	NIA	Solstice Administration Services, Inc.	Ownership	100.000	UnitedHealth Group Incorporated	NO	
		00000	26-1891960				Solstice of New York, Inc.	NY	NIA	Solstice Administration Services, Inc.	Ownership	100.000	UnitedHealth Group Incorporated	NO	
		00000	41-1593424				Solutran, LLC	DE	NIA	Optum Financial, Inc.	Ownership	100.000	UnitedHealth Group Incorporated	NO	
		00000	20-8433398				Somerset Outpatient Surgery, L.L.C.	NJ	NIA	SCA-Somerset, LLC	Ownership	59.222	UnitedHealth Group Incorporated	NO	
		00000	75-2723958				South Arlington Surgical Providers, LLC	TX	NIA	Surgical Care Affiliates, LLC	Influence	0.000	UnitedHealth Group Incorporated	NO	
		00000	86-0516447				Southwest Internal Medicine Group, Roberto Ruiz, M.D., PLLC	AZ	NIA	Physician United PLLC	Ownership	100.000	UnitedHealth Group Incorporated	NO	1
		00000	88-0201420				Southwest Medical Associates, Inc.	NV	NIA	Sierra Health Services, Inc.	Ownership	100.000	UnitedHealth Group Incorporated	NO	
		00000	38-2609888				Southwest Michigan Health Network Inc.	MI	NIA	UnitedHealthcare, Inc.	Ownership	100.000	UnitedHealth Group Incorporated	NO	
		00000	36-4369359				Southwest Surgery Center, LLC	IL	NIA	SCA-Mokena, LLC	Ownership	44.319	UnitedHealth Group Incorporated	NO	2
		00000	41-2013700				Southwest Surgical Center, LLC	MN	NIA	WestHealth JV Holdings, LLC	Ownership	51.000	UnitedHealth Group Incorporated	NO	
		00000	75-2516426				Space Coast Surgical Center, Ltd.	FL	NIA	SCA-Merritt, LLC	Ownership	0.047	UnitedHealth Group Incorporated	NO	

STATEMENT AS OF MARCH 31, 2023 OF THE UnitedHealthcare of the Midlands, Inc.

SCHEDULE Y
PART 1A - DETAIL OF INSURANCE HOLDING COMPANY SYSTEM

1	2	3	4	5	6	7	8	9	10	11	12	13	14	15	16
Group Code	Group Name	NAIC Company Code	ID Number	Federal RSSD	CIK	Name of Securities Exchange if Publicly Traded (U.S. or International)	Names of Parent, Subsidiaries Or Affiliates	Domiciliary Location	Relationship to Reporting Entity	Directly Controlled by (Name of Entity/Person)	Type of Control (Ownership, Board, Management, Attorney-in-Fact, Influence, Other)	If Control is Ownership Provide Percentage	Ultimate Controlling Entity(ies)/Person(s)	Is an SCA Filing Required? (Yes/No)	*
		00000	75-2516426				Space Coast Surgical Center, Ltd.	FL	NIA	SCA Rockledge JV, LLC	Ownership	52.191	UnitedHealth Group Incorporated	NO	
		00000	57-0953005				Spartanburg Surgery Center, LLC	SC	NIA	SCA-Spartanburg Holdings, LLC	Ownership	64.000	UnitedHealth Group Incorporated	NO	
		00000	55-0790742				Specialists in Urology Surgery Center, LLC	FL	NIA	SCA Specialists of Florida, LLC	Ownership	100.000	UnitedHealth Group Incorporated	NO	
		00000	25-1868213				Specialized Pharmaceuticals, Inc.	PA	NIA	QOL Acquisition Holdings Corp.	Ownership	100.000	UnitedHealth Group Incorporated	NO	
		00000	41-1921983				Specialty Benefits, LLC	DE	NIA	United HealthCare Services, Inc.	Ownership	100.000	UnitedHealth Group Incorporated	NO	
		00000	20-1494993				Specialty Billing Solutions, LLC	CO	NIA	Pinnacle III, LLC	Ownership	100.000	UnitedHealth Group Incorporated	NO	
		00000	20-3412545				Specialty Surgical Center, LLC	NJ	NIA	SCA-Sparta, LLC	Ownership	56.290	UnitedHealth Group Incorporated	NO	
		00000	71-0886811				Spectera of New York, IPA, Inc.	NY	NIA	Spectera, Inc.	Ownership	100.000	UnitedHealth Group Incorporated	NO	
		00000	52-1260282				Spectera, Inc.	MD	NIA	Specialty Benefits, LLC	Ownership	100.000	UnitedHealth Group Incorporated	NO	
		00000	82-3087236				Spring Behavioral Health of New Jersey, LLC	NJ	NIA	Physician(s) Owned	Influence	0.000	UnitedHealth Group Incorporated	NO	1
		00000	23-2833266				Springfield Psychological, P.C.	PA	NIA	Refresh Pennsylvania, LLC	Ownership	100.000	UnitedHealth Group Incorporated	NO	1
		00000	62-1770924				SRPS, LLC	DE	NIA	Progressive Enterprises Holdings, Inc.	Ownership	100.000	UnitedHealth Group Incorporated	NO	
		00000	88-1908543				St. Cloud MSO, LLC	DE	NIA	SCA-St. Cloud Holdings, LLC	Ownership	100.000	UnitedHealth Group Incorporated	NO	
		00000	75-2201400				St. Cloud Outpatient Surgery, Ltd., a Minnesota Limited Partnership	MN	NIA	St. Cloud Surgical Center, LLC	Ownership	16.992	UnitedHealth Group Incorporated	NO	2
		00000	41-1348916				St. Cloud Surgical Center, LLC	DE	NIA	Surgery Center Holding, LLC	Ownership	100.000	UnitedHealth Group Incorporated	NO	
		00000	61-1754451				St. Louis Specialty Surgical Center, LLC	MO	NIA	SCA-St. Louis Holdings, LLC	Ownership	55.719	UnitedHealth Group Incorporated	NO	
		00000	85-3832363				Starship Securities LLC	DE	NIA	Brighter Financial, Inc.	Ownership	100.000	UnitedHealth Group Incorporated	NO	
		00000	85-2023852				Stonegate JV Partners, LLC	TX	NIA	SCA Stonegate Holdings, LLC	Ownership	39.216	UnitedHealth Group Incorporated	NO	2
		00000	20-1211544				Stonegate Surgery Center, L.P.	TX	NIA	Stonegate JV Partners, LLC	Ownership	58.170	UnitedHealth Group Incorporated	NO	
		00000	20-1211544				Stonegate Surgery Center, L.P.	TX	NIA	SCA Stonegate Holdings, LLC	Ownership	12.335	UnitedHealth Group Incorporated	NO	
		00000	47-4990107				Summer Street ASC, LLC	CT	NIA	SCA Specialty Holdings of Connecticut, LLC	Ownership	60.600	UnitedHealth Group Incorporated	NO	2
		00000	88-4233584				Summit Cardiovascular Group, LLC	DE	NIA	OptumCare Specialty Practices Investments, LLC	Ownership	100.000	UnitedHealth Group Incorporated	NO	
		00000	87-0625250				Sundance Behavioral Resources, LLC	UT	NIA	Refresh Mental Health, Inc.	Ownership	100.000	UnitedHealth Group Incorporated	NO	
		00000	06-1082848				SunSurgery, LLC	DE	NIA	Surgical Care Affiliates, LLC	Ownership	100.000	UnitedHealth Group Incorporated	NO	
		00000	82-5164277				Surgery Center at Cherry Creek, LLC	CO	NIA	SCA-Denver Physicians Holdings, LLC	Ownership	100.000	UnitedHealth Group Incorporated	NO	
		00000	85-4085559				Surgery Center at Grove Creek, LLC	UT	NIA	SCA Grove Creek Holdings, LLC	Ownership	51.000	UnitedHealth Group Incorporated	NO	
		00000	82-5207693				Surgery Center at Kissing Camels, LLC	CO	NIA	SCA-Kissing Camels Holdings, LLC	Ownership	72.722	UnitedHealth Group Incorporated	NO	
		00000	85-4070407				Surgery Center at South Ogden, LLC	UT	NIA	SCA South Ogden Holdings, LLC	Ownership	55.000	UnitedHealth Group Incorporated	NO	
		00000	81-3129674				Surgery Center at St. Vincent, LLC	OR	NIA	Providence & SCA On-Campus Holdings, LLC	Ownership	57.700	UnitedHealth Group Incorporated	NO	2
		00000	62-1739361				Surgery Center Holding, LLC	DE	NIA	Surgical Care Affiliates, LLC	Ownership	100.000	UnitedHealth Group Incorporated	NO	
		00000	62-1509341				Surgery Center of Boca Raton, Inc.	FL	NIA	Surgical Health, LLC	Ownership	100.000	UnitedHealth Group Incorporated	NO	
		00000	63-1214140				Surgery Center of Colorado Springs, LLC	DE	NIA	SC Affiliates, LLC	Ownership	100.000	UnitedHealth Group Incorporated	NO	
		00000	42-1166764				Surgery Center of Des Moines, LLC	DE	NIA	Surgery Center Holding, LLC	Ownership	100.000	UnitedHealth Group Incorporated	NO	
		00000	72-1349752				Surgery Center of Easton, LLC	DE	NIA	SC Affiliates, LLC	Ownership	100.000	UnitedHealth Group Incorporated	NO	
		00000	63-1212213				Surgery Center of Ellipticott City, Inc.	DE	NIA	SC Affiliates, LLC	Ownership	100.000	UnitedHealth Group Incorporated	NO	
		00000	20-1733152				Surgery Center of Fairfield County, LLC	DE	NIA	SunSurgery, LLC	Ownership	6.644	UnitedHealth Group Incorporated	NO	2
		00000	20-1733152				Surgery Center of Fairfield County, LLC	DE	NIA	SCA-Connecticut Partners, LLC	Ownership	51.000	UnitedHealth Group Incorporated	NO	2
		00000	62-1179539				Surgery Center of Lexington, LLC	DE	NIA	SC Affiliates, LLC	Ownership	49.000	UnitedHealth Group Incorporated	NO	2
		00000	62-1179537				Surgery Center of Louisville, LLC	DE	NIA	SC Affiliates, LLC	Ownership	100.000	UnitedHealth Group Incorporated	NO	
		00000	63-1231944				Surgery Center of Maui, LLC	DE	NIA	SC Affiliates, LLC	Ownership	100.000	UnitedHealth Group Incorporated	NO	
		00000	83-2600045				Surgery Center of Mt. Scott, LLC	OR	NIA	Providence & SCA Off-Campus Holdings, LLC	Ownership	51.000	UnitedHealth Group Incorporated	NO	2
		00000	63-1194204				Surgery Center of Muskogee, LLC	DE	NIA	SC Affiliates, LLC	Ownership	100.000	UnitedHealth Group Incorporated	NO	
		00000	63-1212214				Surgery Center of Southern Pines, LLC	DE	NIA	Surgery Center Holding, LLC	Ownership	100.000	UnitedHealth Group Incorporated	NO	
		00000	82-3448050				Surgery Center of The Woodlands, LLC	TX	NIA	SCA-Woodlands Holdings, LLC	Ownership	54.790	UnitedHealth Group Incorporated	NO	
		00000	36-3562598				Surgery Centers of Des Moines, Ltd., an Iowa Limited Partnership	IA	NIA	Surgery Center of Des Moines, LLC	Ownership	59.960	UnitedHealth Group Incorporated	NO	

16.35

STATEMENT AS OF MARCH 31, 2023 OF THE UnitedHealthcare of the Midlands, Inc.

SCHEDULE Y
PART 1A - DETAIL OF INSURANCE HOLDING COMPANY SYSTEM

1	2	3	4	5	6	7	8	9	10	11	12	13	14	15	16
Group Code	Group Name	NAIC Company Code	ID Number	Federal RSSD	CIK	Name of Securities Exchange if Publicly Traded (U.S. or International)	Names of Parent, Subsidiaries Or Affiliates	Domi-ciliary Location	Relation-ship to Reporting Entity	Directly Controlled by (Name of Entity/Person)	Type of Control (Ownership, Board, Management, Attorney-in-Fact, Influence, Other)	If Control is Ownership Provide Percentage	Ultimate Controlling Entity(ies)/Person(s)	Is an SCA Filing Re-quired? (Yes/No)	*
		00000	68-0282268				Surgery Centers-West Holdings, LLC	DE	NIA	Surgical Care Affiliates, LLC	Ownership	100.000	UnitedHealth Group Incorporated	NO	
		00000	20-8922307				Surgical Care Affiliates, LLC	DE	NIA	SCAI Holdings, LLC	Ownership	100.000	UnitedHealth Group Incorporated	NO	
		00000	46-2971080				Surgical Care Partners of Melbourne, LLC	DE	NIA	SHC Melbourne, Inc.	Ownership	76.164	UnitedHealth Group Incorporated	NO	
		00000	75-1925497				Surgical Caregivers of Fort Worth, LLC	TX	NIA	Surgical Care Affiliates, LLC	Influence	0.000	UnitedHealth Group Incorporated	NO	
		00000	63-1251243				Surgical Center of Greensboro, LLC	NC	NIA	NSC Greensboro, LLC	Ownership	35.716	UnitedHealth Group Incorporated	NO	2
		00000	22-2709324				Surgical Center of South Jersey, Limited Partnership	NJ	NIA	SCA-South Jersey, LLC	Ownership	69.017	UnitedHealth Group Incorporated	NO	2
		00000	22-2709324				Surgical Center of South Jersey, Limited Partnership	NJ	NIA	SC Affiliates, LLC	Ownership	4.502	UnitedHealth Group Incorporated	NO	2
		00000	63-1138507				Surgical Center of Tuscaloosa Holdings, LLC	AL	NIA	Surgical Care Affiliates, LLC	Ownership	100.000	UnitedHealth Group Incorporated	NO	
		00000	88-2585662				Surgical Center of TVH, LLC	ID	NIA	Treasure Valley Hospital Limited Partnership	Ownership	100.000	UnitedHealth Group Incorporated	NO	
		00000	65-1321064				Surgical Eye Experts, LLC	MA	NIA	Reliant Medical Group, Inc.	Ownership	100.000	UnitedHealth Group Incorporated	NO	1
		00000	58-1941168				Surgical Health, LLC	DE	NIA	Surgical Care Affiliates, LLC	Ownership	100.000	UnitedHealth Group Incorporated	NO	
		00000	27-0168681				Surgical Hospital Holdings of Oklahoma, LLC	DE	NIA	SCA Surgery Holdings, LLC	Ownership	100.000	UnitedHealth Group Incorporated	NO	
		00000	84-4983977				Surgical Management Solutions, LLC	DE	NIA	SC Affiliates, LLC	Ownership	100.000	UnitedHealth Group Incorporated	NO	
		00000	22-2529259				Surgicare of Central Jersey, LLC	NJ	NIA	Virtua-SCA Holdings, LLC	Ownership	55.000	UnitedHealth Group Incorporated	NO	2
		00000	64-0629000				Surgicare of Jackson, LLC	DE	NIA	Surgery Center Holding, LLC	Ownership	100.000	UnitedHealth Group Incorporated	NO	
		00000	75-2162993				Surgicare of Jackson, Ltd., a Mississippi Limited Partnership	MS	NIA	Surgicare of Jackson, LLC	Ownership	45.500	UnitedHealth Group Incorporated	NO	2
		00000	75-2287141				Surgicare of Joliet, Inc.	IL	NIA	Surgery Center Holding, LLC	Ownership	100.000	UnitedHealth Group Incorporated	NO	
		00000	75-2501191				Surgicare of La Veta, Inc.	CA	NIA	Surgery Centers-West Holdings, LLC	Ownership	100.000	UnitedHealth Group Incorporated	NO	
		00000	75-2507129				Surgicare of La Veta, Ltd., a California Limited Partnership	CA	NIA	Beach Surgical Holdings III, LLC	Ownership	30.666	UnitedHealth Group Incorporated	NO	2
		00000	41-1437636				Surgicare of Minneapolis, LLC	DE	NIA	Surgery Center Holding, LLC	Ownership	100.000	UnitedHealth Group Incorporated	NO	
		00000	41-1624905				Surgicare of Minneapolis, Ltd., a Minnesota Limited Partnership	MN	NIA	Surgicare of Minneapolis, LLC	Ownership	20.654	UnitedHealth Group Incorporated	NO	2
		00000	75-2459713				Surgicare of Mobile, LLC	DE	NIA	Surgery Center Holding, LLC	Ownership	100.000	UnitedHealth Group Incorporated	NO	
		00000	75-2459715				Surgicare of Mobile, Ltd.	AL	NIA	Surgicare of Mobile, LLC	Ownership	20.000	UnitedHealth Group Incorporated	NO	2
		00000	75-2448926				Surgicare of Oceanside, Inc.	CA	NIA	Surgery Center Holding, LLC	Ownership	100.000	UnitedHealth Group Incorporated	NO	
		00000	75-2184730				Surgicare of Owensboro, LLC	DE	NIA	Surgery Center Holding, LLC	Ownership	100.000	UnitedHealth Group Incorporated	NO	
		00000	75-2200171				Surgicare of Salem, LLC	DE	NIA	Surgery Center Holding, LLC	Ownership	100.000	UnitedHealth Group Incorporated	NO	
		00000	35-1975122				Surgicare, LLC	IN	NIA	SCA-Surgicare, LLC	Ownership	53.684	UnitedHealth Group Incorporated	NO	
		00000	95-3329855				Surgicenters of Southern California, Inc.	CA	NIA	Surgery Center Holding, LLC	Ownership	100.000	UnitedHealth Group Incorporated	NO	
		00000	86-1047772				Surprise Health Center, PLLC	AZ	NIA	Physician United PLLC	Ownership	100.000	UnitedHealth Group Incorporated	NO	1
		00000	20-5176158				Susan Albright P.L.C.	AZ	NIA	Physician United PLLC	Ownership	100.000	UnitedHealth Group Incorporated	NO	1
		00000	85-0571986				SVHS-SCA Florida JV, LLC	DE	NIA	SCA-Sacred Heart Holdings, LLC	Ownership	49.000	UnitedHealth Group Incorporated	NO	2
		00000	93-1172065				Talbert Medical Group, P.C.	CA	NIA	HealthCare Partners Affiliates Medical Group	Ownership	100.000	UnitedHealth Group Incorporated	NO	1
		00000	82-1019055				TeamUP Insurance Services, Inc.	CA	NIA	HealthMarkets Insurance Agency, Inc.	Ownership	100.000	UnitedHealth Group Incorporated	NO	
		00000					Tecnología de Información en Salud S.A.	CHL	NIA	Clínica Santa María S.p.A.	Ownership	50.000	UnitedHealth Group Incorporated	NO	
		00000					Tecnología de Información en Salud S.A.	CHL	NIA	Clínica Dávila y Servicios Médicos S.p.A.	Ownership	50.000	UnitedHealth Group Incorporated	NO	
		00000	38-3897811				Texas Health Craig Ranch Surgery Center, LLC	TX	NIA	Surgical Care Affiliates, LLC	Influence	0.000	UnitedHealth Group Incorporated	NO	
		00000	80-0866449				Texas Health Flower Mound Orthopedic Surgery Center, LLC	TX	NIA	Surgical Care Affiliates, LLC	Influence	0.000	UnitedHealth Group Incorporated	NO	
		00000	81-4977249				Texas Health Orthopedic Surgery Center Alliance, LLC	TX	NIA	Surgical Care Affiliates, LLC	Influence	0.000	UnitedHealth Group Incorporated	NO	
		00000	82-2296081				Texas Health Surgery Center Alliance, LLC	TX	NIA	Surgical Care Affiliates, LLC	Influence	0.000	UnitedHealth Group Incorporated	NO	
		00000	82-1307876				Texas Health Surgery Center Bedford, LLC	TX	NIA	Surgical Care Affiliates, LLC	Influence	0.000	UnitedHealth Group Incorporated	NO	

STATEMENT AS OF MARCH 31, 2023 OF THE UnitedHealthcare of the Midlands, Inc.

SCHEDULE Y
PART 1A - DETAIL OF INSURANCE HOLDING COMPANY SYSTEM

1	2	3	4	5	6	7	8	9	10	11	12	13	14	15	16
Group Code	Group Name	NAIC Company Code	ID Number	Federal RSSD	CIK	Name of Securities Exchange if Publicly Traded (U.S. or International)	Names of Parent, Subsidiaries Or Affiliates	Domi-ciliary Location	Relation-ship to Reporting Entity	Directly Controlled by (Name of Entity/Person)	Type of Control (Ownership, Board, Management, Attorney-in-Fact, Influence, Other)	If Control is Ownership Provide Percentage	Ultimate Controlling Entity(ies)/Person(s)	Is an SCA Filing Re-quired? (Yes/No)	*
		00000	85-1225852				Texas Health Surgery Center Chisholm Trail, LLC	TX	NIA	Surgical Care Affiliates, LLC	Influence	0.000	UnitedHealth Group Incorporated	NO	
		00000	83-1085415				Texas Health Surgery Center Irving, LLC	TX	NIA	Surgical Care Affiliates, LLC	Influence	0.000	UnitedHealth Group Incorporated	NO	
		00000	83-0781259				Texas Health Surgery Center Las Colinas, LLC	TX	NIA	Surgical Care Affiliates, LLC	Influence	0.000	UnitedHealth Group Incorporated	NO	
		00000	20-3991622				Texas Health Surgery Center Preston Plaza, LLC	TX	NIA	Surgical Care Affiliates, LLC	Influence	0.000	UnitedHealth Group Incorporated	NO	
		00000	47-4425996				Texas Health Surgery Center Rockwall, LLC	TX	NIA	Surgical Care Affiliates, LLC	Influence	0.000	UnitedHealth Group Incorporated	NO	
		00000	88-4370079				Texas Health Surgery Center Royse City, LLC	TX	NIA	Surgical Care Affiliates, LLC	Influence	0.000	UnitedHealth Group Incorporated	NO	
		00000	84-3814490				Texas Health Surgery Center Southwest Fort Worth, LLC	TX	NIA	Surgical Care Affiliates, LLC	Influence	0.000	UnitedHealth Group Incorporated	NO	
		00000	83-1464243				Texas Health Surgery Center Waxahachie, LLC	TX	NIA	Surgical Care Affiliates, LLC	Influence	0.000	UnitedHealth Group Incorporated	NO	
		00000	84-1953918				Texas Health Surgery Center Willow Park, LLC	TX	NIA	Surgical Care Affiliates, LLC	Influence	0.000	UnitedHealth Group Incorporated	NO	
		00000	52-1468699				The Advisory Board Company	DE	NIA	OptumInsight, Inc.	Ownership	100.000	UnitedHealth Group Incorporated	NO	
		00000	31-1426870				The Center for Cognitive and Behavioral Therapy of Greater Columbus, Inc.	OH	NIA	Refresh Mental Health, Inc.	Ownership	100.000	UnitedHealth Group Incorporated	NO	
		00000	02-0487579				The Center for Eating Disorders Management, Inc.	NH	NIA	Refresh Management, LLC	Ownership	100.000	UnitedHealth Group Incorporated	NO	
0707	UnitedHealth Group Incorporated	61832	52-0676509				The Chesapeake Life Insurance Company	OK	IA	HealthMarkets Group, Inc.	Ownership	100.000	UnitedHealth Group Incorporated	NO	
		00000	91-0214500				The Everett Clinic, PLLC	WA	NIA	Everett Physicians, Inc. P.S.	Ownership	100.000	UnitedHealth Group Incorporated	NO	1
		00000	20-5562797				The Eye Surgery Center of the Carolinas, L.P.	NC	NIA	Surgery Center of Southern Pines, LLC	Ownership	20.000	UnitedHealth Group Incorporated	NO	2
		00000	56-1970224				The Lewin Group, Inc.	NC	NIA	Optum Public Sector Solutions, Inc.	Ownership	100.000	UnitedHealth Group Incorporated	NO	
		00000	61-1409045				The Outpatient Surgery Center of Hilton Head, LLC	SC	NIA	SCA-Hilton Head, LLC	Ownership	20.000	UnitedHealth Group Incorporated	NO	2
		00000	83-1192367				The Polyclinic MSO, LLC	DE	NIA	Collaborative Care Holdings, LLC	Ownership	80.100	UnitedHealth Group Incorporated	NO	
		00000	91-0369070				The Polyclinic, PLLC	WA	NIA	Polyclinic Holdings, P.C.	Ownership	100.000	UnitedHealth Group Incorporated	NO	1
		00000	20-8357849				The Potter's House Family & Children Treatment Center, LLC	GA	NIA	Physician(s) Owned	Influence	0.000	UnitedHealth Group Incorporated	NO	1
		00000	72-1349755				The Surgery Center of Easton, L.P.	TN	NIA	Surgery Center of Easton, LLC	Ownership	49.000	UnitedHealth Group Incorporated	NO	2
		00000	06-1552689				The Surgical Center of Connecticut, LLC	CT	NIA	SCA-Main Street, LLC	Ownership	74.561	UnitedHealth Group Incorporated	NO	2
		00000	37-1446353				The Surgical Center of the Treasure Coast, L.L.C.	FL	NIA	SCA-St. Lucie, LLC	Ownership	51.000	UnitedHealth Group Incorporated	NO	
		00000	46-5461304				The Tabor Therapy Group, Inc.	IL	NIA	Physician(s) Owned	Influence	0.000	UnitedHealth Group Incorporated	NO	1
		00000	26-1579919				Thomas Johnson Surgery Center, LLC	MD	NIA	SCA-Frederick, LLC	Ownership	60.000	UnitedHealth Group Incorporated	NO	
		00000	25-1825549				Three Rivers Holdings, Inc.	DE	NIA	AmeriChoice Corporation	Ownership	100.000	UnitedHealth Group Incorporated	NO	
		00000	63-1194203				Three Rivers Surgical Care, L.P.	TN	NIA	Surgery Center of Muskogee, LLC	Ownership	14.904	UnitedHealth Group Incorporated	NO	
		00000	63-1194203				Three Rivers Surgical Care, L.P.	TN	NIA	Muskogee Surgical Investors, LLC	Ownership	85.096	UnitedHealth Group Incorporated	NO	
		00000	59-3143128				Tmesys, LLC	FL	NIA	PMSI Holdings, LLC	Ownership	100.000	UnitedHealth Group Incorporated	NO	
		00000	98-1287904				Topimagem Diagnóstico por Imagem Ltda.	BRA	NIA	Esho - Empresa de Serviços Hospitalares S.A.	Ownership	100.000	UnitedHealth Group Incorporated	NO	
		00000	83-1528858				Trails Edge Surgery Center, LLC	FL	NIA	SCA-Bonita Springs, LLC	Ownership	51.000	UnitedHealth Group Incorporated	NO	
		00000	83-1528858				Trails Edge Surgery Center, LLC	FL	NIA	SC Affiliates, LLC	Ownership	8.670	UnitedHealth Group Incorporated	NO	
		00000	84-2324145				Transformer DE I, LLC	DE	NIA	Collaborative Care Holdings, LLC	Ownership	100.000	UnitedHealth Group Incorporated	NO	
		00000	84-2323758				Transformer DE II, LLC	DE	NIA	Collaborative Care Holdings, LLC	Ownership	100.000	UnitedHealth Group Incorporated	NO	
		00000	87-4490776				Transformer TX Holdings, LLC	TX	NIA	Transformer DE II, LLC	Ownership	22.424	UnitedHealth Group Incorporated	NO	
		00000	87-4490776				Transformer TX Holdings, LLC	TX	NIA	Collaborative Care Holdings, LLC	Ownership	55.152	UnitedHealth Group Incorporated	NO	
		00000	87-4490776				Transformer TX Holdings, LLC	TX	NIA	Transformer DE I, LLC	Ownership	22.424	UnitedHealth Group Incorporated	NO	
		00000	52-1431155				Travel Express Incorporated	MD	NIA	FrontierMEDEX, Inc.	Ownership	100.000	UnitedHealth Group Incorporated	NO	

STATEMENT AS OF MARCH 31, 2023 OF THE UnitedHealthcare of the Midlands, Inc.

SCHEDULE Y
PART 1A - DETAIL OF INSURANCE HOLDING COMPANY SYSTEM

1	2	3	4	5	6	7	8	9	10	11	12	13	14	15	16
Group Code	Group Name	NAIC Company Code	ID Number	Federal RSSD	CIK	Name of Securities Exchange if Publicly Traded (U.S. or International)	Names of Parent, Subsidiaries Or Affiliates	Domi-ciliary Location	Relation-ship to Reporting Entity	Directly Controlled by (Name of Entity/Person)	Type of Control (Ownership, Board, Management, Attorney-in-Fact, Influence, Other)	If Control is Ownership Provide Percentage	Ultimate Controlling Entity(ies)/Person(s)	Is an SCA Filing Re-quired? (Yes/No)	*
		00000	46-2613170				Treasure Valley Emerald Properties, LLC Treasure Valley Hospital Limited Partnership	DE	NIA	Treasure Valley Hospital Limited Partnership	Ownership	100.000	UnitedHealth Group Incorporated	NO	2
		00000	33-0592165					ID	NIA	Surgical Health, LLC	Ownership	37.295	UnitedHealth Group Incorporated	NO	2
		00000	20-2386707				Tri-County Surgery Center, LLC	PA	NIA	Virtua-SCA Holdings II, LLC	Ownership	55.000	UnitedHealth Group Incorporated	NO	2
		00000	26-2552129				Triangle Counseling Agency, Inc.	NC	NIA	Physician(s) Owned	Influence	0.000	UnitedHealth Group Incorporated	NO	1
		00000	81-3354819				TTCP-SR Holdings, Inc.	DE	NIA	Change Healthcare Solutions, LLC Surgical Center of Tuscaloosa Holdings, LLC	Ownership	100.000	UnitedHealth Group Incorporated	NO	
		00000	63-0974161				Tuscaloosa Surgical Center, L.P.	AL	NIA		Ownership	20.000	UnitedHealth Group Incorporated	NO	2
		00000	94-3077084				U.S. Behavioral Health Plan, California	CA	IA	United Behavioral Health	Ownership	100.000	UnitedHealth Group Incorporated	NO	
		00000	92-1499968				UCHealth HRH-SCA Holdings, LLC	DE	NIA	SC Affiliates, LLC	Ownership	100.000	UnitedHealth Group Incorporated	NO	
		00000	26-1232189				UCSD Ambulatory Surgery Center, LLC	DE	NIA	UCSD-SCA Holdings II, LLC	Ownership	52.545	UnitedHealth Group Incorporated	NO	2
		00000	82-2326631				UCSD Center for Surgery of Encinitas, L.P.	CA	NIA	UCSD-SCA Holdings I, LLC	Ownership	60.382	UnitedHealth Group Incorporated	NO	2
		00000	82-2218664				UCSD Surgical Center of San Diego, LLC	CA	NIA	UCSD-SCA Holdings I, LLC	Ownership	51.004	UnitedHealth Group Incorporated	NO	2
		00000	81-3287291				UCSD-SCA Holdings I, LLC	DE	NIA	SCA-Encinitas, Inc.	Ownership	49.000	UnitedHealth Group Incorporated	NO	2
		00000	81-3144140				UCSD-SCA Holdings II, LLC	DE	NIA	SCA-San Diego, Inc.	Ownership	49.000	UnitedHealth Group Incorporated	NO	2
		00000	98-1388279				UHC Finance (Ireland) Limited	IRL	NIA	UnitedHealth Group International Finance (Ireland) Unlimited Company	Ownership	100.000	UnitedHealth Group Incorporated	NO	
		00000	41-1913059				UHC International Services, Inc.	DE	NIA	UnitedHealth Group Incorporated	Ownership	100.000	UnitedHealth Group Incorporated	NO	
		00000	95-2931460				UHC of California	CA	IA	United HealthCare Services, Inc. UnitedHealthcare Global Medical (UK) Limited	Ownership	100.000	UnitedHealth Group Incorporated	NO	
		00000	98-1103713				UHCG - FZE	ARE	NIA		Ownership	100.000	UnitedHealth Group Incorporated	NO	
		00000	98-1372063				UHCG Holdings (Ireland) Limited	IRL	NIA	United HealthCare Services, Inc.	Ownership	100.000	UnitedHealth Group Incorporated	NO	
		00000	98-1372064				UHCG Services (Ireland) Limited	IRL	NIA	UHCG Holdings (Ireland) Limited	Ownership	100.000	UnitedHealth Group Incorporated	NO	
		00000	98-0559902				UHG Holdings UK IV Limited	GBR	NIA	Bordeaux UK Holdings I Limited	Ownership	99.993	UnitedHealth Group Incorporated	NO	
		00000	98-0559902				UHG Holdings UK IV Limited	GBR	NIA	Bordeaux (Barbados) Holdings I, SRL	Ownership	0.007	UnitedHealth Group Incorporated	NO	
		00000	98-1249178				UHG Holdings UK V Limited	GBR	NIA	UHG Holdings UK IV Limited	Ownership	100.000	UnitedHealth Group Incorporated	NO	
		00000	98-1390073				UHG Holdings UK VI Limited	GBR	NIA	UnitedHealthcare Europe S.á r.l.	Ownership	100.000	UnitedHealth Group Incorporated	NO	
		00000	41-1921008				UHC Holdings, Inc.	DE	NIA	United HealthCare Services, Inc.	Ownership	100.000	UnitedHealth Group Incorporated	NO	
		00000	39-1995276				UMR, Inc.	DE	NIA	United HealthCare Services, Inc.	Ownership	100.000	UnitedHealth Group Incorporated	NO	
		00000	98-1444648				Unidad Médica Diagnóstico S.A.	COL	NIA	Colmedica Medicina Prepagada S.A.	Ownership	92.380	UnitedHealth Group Incorporated	NO	
		00000	98-1444648				Unidad Médica Diagnóstico S.A.	COL	NIA	Banmedica Internacional SpA	Ownership	7.620	UnitedHealth Group Incorporated	NO	
0707	UnitedHealth Group Incorporated	91529	52-1996029				Unimerica Insurance Company Unimerica Life Insurance Company of New York	WI	IA	OptumHealth Holdings, LLC	Ownership	100.000	UnitedHealth Group Incorporated	NO	
0707	UnitedHealth Group Incorporated	11596	01-0637149					NY	IA	UnitedHealthcare Insurance Company	Ownership	100.000	UnitedHealth Group Incorporated	NO	
		00000	20-5917714				Unison Health Plan of Delaware, Inc.	DE	NIA	Three Rivers Holdings, Inc.	Ownership	100.000	UnitedHealth Group Incorporated	NO	
		00000	94-2649097				United Behavioral Health United Behavioral Health of New York, I.P.A., Inc.	CA	NIA	OptumHealth Holdings, LLC	Ownership	100.000	UnitedHealth Group Incorporated	NO	
		00000	41-1868911					NY	NIA	United Behavioral Health	Ownership	100.000	UnitedHealth Group Incorporated	NO	
		00000	75-2583080				United Group Reinsurance, Inc.	TCA	NIA	HealthMarkets, LLC	Ownership	100.000	UnitedHealth Group Incorporated	NO	
		00000	41-1289245	3410132			United HealthCare Services, Inc. United Resource Networks IPA of New York, Inc.	MN	UIP	UnitedHealth Group Incorporated	Ownership	100.000	UnitedHealth Group Incorporated	NO	
		00000	30-0318238					NY	NIA	OptumHealth Care Solutions, LLC	Ownership	100.000	UnitedHealth Group Incorporated	NO	
		00000	01-0538317				UnitedHealth Advisors, LLC	ME	NIA	United HealthCare Services, Inc.	Ownership	100.000	UnitedHealth Group Incorporated	NO	
		00000	41-1321939	4665014	0000731766	New York Stock Exchange	UnitedHealth Group Incorporated UnitedHealth Group International Finance (Ireland) Unlimited Company	DE	UIP	Self	Ownership	100.000	UnitedHealth Group Incorporated	NO	
		00000	98-1422474					IRL	NIA	UnitedHealthcare Europe S.á r.l.	Ownership	100.000	UnitedHealth Group Incorporated	NO	
		00000	46-3311984				UnitedHealth Group Ventures, LLC	DE	NIA	UnitedHealth Group Incorporated	Ownership	100.000	UnitedHealth Group Incorporated	NO	
		00000	41-1917398				UnitedHealth International, Inc.	DE	NIA	UnitedHealth Group Incorporated	Ownership	100.000	UnitedHealth Group Incorporated	NO	

STATEMENT AS OF MARCH 31, 2023 OF THE UnitedHealthcare of the Midlands, Inc.

SCHEDULE Y
PART 1A - DETAIL OF INSURANCE HOLDING COMPANY SYSTEM

1	2	3	4	5	6	7	8	9	10	11	12	13	14	15	16
Group Code	Group Name	NAIC Company Code	ID Number	Federal RSSD	CIK	Name of Securities Exchange if Publicly Traded (U.S. or International)	Names of Parent, Subsidiaries Or Affiliates	Domiciliary Location	Relationship to Reporting Entity	Directly Controlled by (Name of Entity/Person)	Type of Control (Ownership, Board, Management, Attorney-in-Fact, Influence, Other)	If Control is Ownership Provide Percentage	Ultimate Controlling Entity(ies)/Person(s)	Is an SCA Filing Required? (Yes/No)	*
0707	UnitedHealth Group Incorporated	00000	26-2574977				UnitedHealth Military & Veterans Services, LLC	DE	NIA	United HealthCare Services, Inc.	Ownership	100.000	UnitedHealth Group Incorporated	NO	
		95174	33-0115163				UnitedHealthcare Benefits of Texas, Inc.	TX	IA	United HealthCare Services, Inc.	Ownership	100.000	UnitedHealth Group Incorporated	NO	
		00000	47-3221444				UnitedHealthcare Benefits Plan of California	CA	IA	United HealthCare Services, Inc.	Ownership	100.000	UnitedHealth Group Incorporated	NO	
		00000	46-4348775				UnitedHealthcare Community Plan of California, Inc.	CA	IA	United HealthCare Services, Inc.	Ownership	100.000	UnitedHealth Group Incorporated	NO	
0707	UnitedHealth Group Incorporated	13168	26-2688274				UnitedHealthcare Community Plan of Georgia, Inc.	GA	IA	AmeriChoice Corporation	Ownership	100.000	UnitedHealth Group Incorporated	NO	
0707	UnitedHealth Group Incorporated	12323	56-2451429				UnitedHealthcare Community Plan of Ohio, Inc.	OH	IA	Three Rivers Holdings, Inc.	Ownership	100.000	UnitedHealth Group Incorporated	NO	
0707	UnitedHealth Group Incorporated	11141	91-2008361				UnitedHealthcare Community Plan of Texas, L.L.C.	TX	IA	Ovations, Inc.	Ownership	100.000	UnitedHealth Group Incorporated	NO	
0707	UnitedHealth Group Incorporated	95467	38-3204052				UnitedHealthcare Community Plan, Inc.	MI	IA	AmeriChoice Corporation	Ownership	100.000	UnitedHealth Group Incorporated	NO	
		00000	98-1200034				UnitedHealthcare Consulting & Assistance Service (Beijing) Co., Ltd.	CHN	NIA	UnitedHealthcare International I B.V.	Ownership	100.000	UnitedHealth Group Incorporated	NO	
		00000	98-1199879				UnitedHealthcare Europe S.à r.l.	LUX	NIA	Bordeaux UK Holdings II Limited	Ownership	100.000	UnitedHealth Group Incorporated	NO	
0707	UnitedHealth Group Incorporated	15737	47-3788473				UnitedHealthcare Freedom Insurance Company	NH	IA	UnitedHealthcare Freedom Plans, Inc.	Ownership	100.000	UnitedHealth Group Incorporated	NO	
		00000	30-0858646				UnitedHealthcare Freedom Plans, Inc.	DE	NIA	United HealthCare Services, Inc.	Ownership	100.000	UnitedHealth Group Incorporated	NO	
		00000	98-1029201				UnitedHealthcare Global Medical (UK) Limited	GBR	NIA	UnitedHealthcare International I B.V.	Ownership	100.000	UnitedHealth Group Incorporated	NO	
0707	UnitedHealth Group Incorporated	79413	36-2739571				UnitedHealthcare Insurance Company	CT	IA	UHC Holdings, Inc.	Ownership	100.000	UnitedHealth Group Incorporated	NO	
0707	UnitedHealth Group Incorporated	84549	38-2044243				UnitedHealthcare Insurance Company of America	IL	IA	United HealthCare Services, Inc.	Ownership	100.000	UnitedHealth Group Incorporated	NO	
0707	UnitedHealth Group Incorporated	60318	36-3800349				UnitedHealthcare Insurance Company of Illinois	IL	IA	UnitedHealthcare Insurance Company	Ownership	100.000	UnitedHealth Group Incorporated	NO	
0707	UnitedHealth Group Incorporated	60093	11-3283886				UnitedHealthcare Insurance Company of New York	NY	IA	UnitedHealthcare Insurance Company	Ownership	100.000	UnitedHealth Group Incorporated	NO	
0707	UnitedHealth Group Incorporated	12231	20-1902768				UnitedHealthcare Insurance Company of the River Valley	IL	IA	UnitedHealthcare, Inc.	Ownership	100.000	UnitedHealth Group Incorporated	NO	
		00000	98-1372065				UnitedHealthcare Insurance Designated Activity Company	IRL	NIA	UHC Holdings (Ireland) Limited	Ownership	100.000	UnitedHealth Group Incorporated	NO	
		00000	86-0618309				UnitedHealthcare Integrated Services, Inc.	AZ	IA	Ovations, Inc.	Ownership	100.000	UnitedHealth Group Incorporated	NO	
		00000	98-1100512				UnitedHealthcare International I B.V.	NLD	NIA	FrontierMEDEX US, Inc.	Ownership	100.000	UnitedHealth Group Incorporated	NO	
		00000	98-1079459				UnitedHealthcare International II S.à r.l.	LUX	NIA	Bordeaux UK Holdings I Limited	Ownership	100.000	UnitedHealth Group Incorporated	NO	
		00000	98-1340853				UnitedHealthcare International III B.V.	NLD	NIA	UnitedHealthcare Europe S.à r.l.	Ownership	100.000	UnitedHealth Group Incorporated	NO	
		00000	98-1077436				UnitedHealthcare International III S.à r.l.	LUX	NIA	Optum Services (Ireland) Limited	Ownership	100.000	UnitedHealth Group Incorporated	NO	
		00000	98-1080926				UnitedHealthcare International IV S.à r.l.	LUX	NIA	UnitedHealthcare International VIII S.à r.l.	Ownership	100.000	UnitedHealth Group Incorporated	NO	
		00000	98-1372062				UnitedHealthcare International VIII S.à r.l.	LUX	NIA	UnitedHealthcare International X S.à r.l.	Ownership	100.000	UnitedHealth Group Incorporated	NO	
		00000	98-1443728				UnitedHealthcare International X S.à r.l.	LUX	NIA	UnitedHealthcare International III S.à r.l.	Ownership	100.000	UnitedHealth Group Incorporated	NO	
0707	UnitedHealth Group Incorporated	97179	86-0207231				UnitedHealthcare Life Insurance Company	WI	IA	Golden Rule Financial Corporation	Ownership	100.000	UnitedHealth Group Incorporated	NO	
0707	UnitedHealth Group Incorporated	95784	63-0899562				UnitedHealthcare of Alabama, Inc.	AL	IA	UnitedHealthcare, Inc.	Ownership	100.000	UnitedHealth Group Incorporated	NO	
0707	UnitedHealth Group Incorporated	96016	86-0507074				UnitedHealthcare of Arizona, Inc.	AZ	IA	UnitedHealthcare, Inc.	Ownership	100.000	UnitedHealth Group Incorporated	NO	
0707	UnitedHealth Group Incorporated	95446	63-1036819				UnitedHealthcare of Arkansas, Inc.	AR	IA	UnitedHealthcare, Inc.	Ownership	100.000	UnitedHealth Group Incorporated	NO	
0707	UnitedHealth Group Incorporated	95090	84-1004639				UnitedHealthcare of Colorado, Inc.	CO	IA	UnitedHealthcare, Inc.	Ownership	100.000	UnitedHealth Group Incorporated	NO	
0707	UnitedHealth Group Incorporated	95264	59-1293865				UnitedHealthcare of Florida, Inc.	FL	IA	UnitedHealthcare, Inc.	Ownership	100.000	UnitedHealth Group Incorporated	NO	
0707	UnitedHealth Group Incorporated	95850	58-1653544				UnitedHealthcare of Georgia, Inc.	GA	IA	UnitedHealthcare, Inc.	Ownership	100.000	UnitedHealth Group Incorporated	NO	
0707	UnitedHealth Group Incorporated	95776	36-3280214				UnitedHealthcare of Illinois, Inc.	IL	IA	UnitedHealthcare, Inc.	Ownership	100.000	UnitedHealth Group Incorporated	NO	

STATEMENT AS OF MARCH 31, 2023 OF THE UnitedHealthcare of the Midlands, Inc.

SCHEDULE Y
PART 1A - DETAIL OF INSURANCE HOLDING COMPANY SYSTEM

1	2	3	4	5	6	7	8	9	10	11	12	13	14	15	16
Group Code	Group Name	NAIC Company Code	ID Number	Federal RSSD	CIK	Name of Securities Exchange if Publicly Traded (U.S. or International)	Names of Parent, Subsidiaries Or Affiliates	Domiciliary Location	Relationship to Reporting Entity	Directly Controlled by (Name of Entity/Person)	Type of Control (Ownership, Board, Management, Attorney-in-Fact, Influence, Other)	If Control is Ownership Provide Percentage	Ultimate Controlling Entity(ies)/Person(s)	Is an SCA Filing Required? (Yes/No)	*
.0707	UnitedHealth Group Incorporated	96644	62-1240316				UnitedHealthcare of Kentucky, Ltd.	..KY	..IA	UnitedHealthcare, Inc.	Ownership	5.828	UnitedHealth Group Incorporated	..NO	
.0707	UnitedHealth Group Incorporated	96644	62-1240316				UnitedHealthcare of Kentucky, Ltd.	..KY	..IA	United HealthCare Services, Inc.	Ownership	94.172	UnitedHealth Group Incorporated	..NO	
.0707	UnitedHealth Group Incorporated	95833	72-1074008				UnitedHealthcare of Louisiana, Inc.	..LA	..IA	UnitedHealthcare, Inc.	Ownership	100.000	UnitedHealth Group Incorporated	..NO	
.0707	UnitedHealth Group Incorporated	95716	63-1036817				UnitedHealthcare of Mississippi, Inc.	..MS	..IA	UnitedHealthcare, Inc.	Ownership	100.000	UnitedHealth Group Incorporated	..NO	
.0707	UnitedHealth Group Incorporated	95149	05-0413469				UnitedHealthcare of New England, Inc.	..RI	..IA	United HealthCare Services, Inc.	Ownership	100.000	UnitedHealth Group Incorporated	..NO	
.0707	UnitedHealth Group Incorporated	13214	26-2697886				UnitedHealthcare of New Mexico, Inc.	..NM	..IA	UnitedHealthcare Insurance Company	Ownership	100.000	UnitedHealth Group Incorporated	..NO	
.0707	UnitedHealth Group Incorporated	95085	06-1172891				UnitedHealthcare of New York, Inc.	..NY	..IA	AmeriChoice Corporation	Ownership	100.000	UnitedHealth Group Incorporated	..NO	
.0707	UnitedHealth Group Incorporated	95103	56-1461010				UnitedHealthcare of North Carolina, Inc.	..NC	..IA	UnitedHealthcare, Inc.	Ownership	100.000	UnitedHealth Group Incorporated	..NO	
.0707	UnitedHealth Group Incorporated	95186	31-1142815				UnitedHealthcare of Ohio, Inc.	..OH	..IA	United HealthCare Services, Inc.	Ownership	100.000	UnitedHealth Group Incorporated	..NO	
.0707	UnitedHealth Group Incorporated	96903	33-0115166				UnitedHealthcare of Oklahoma, Inc.	..OK	..IA	United HealthCare Services, Inc.	Ownership	100.000	UnitedHealth Group Incorporated	..NO	
.0707	UnitedHealth Group Incorporated	95893	93-0938819				UnitedHealthcare of Oregon, Inc.	..OR	..IA	United HealthCare Services, Inc.	Ownership	100.000	UnitedHealth Group Incorporated	..NO	
.0707	UnitedHealth Group Incorporated	95220	25-1756858				UnitedHealthcare of Pennsylvania, Inc.	..PA	..IA	Three Rivers Holdings, Inc.	Ownership	100.000	UnitedHealth Group Incorporated	..NO	
.0707	UnitedHealth Group Incorporated	16740	35-2674992				UnitedHealthcare of South Carolina, Inc.	..SC	..IA	UnitedHealthcare, Inc.	Ownership	100.000	UnitedHealth Group Incorporated	..NO	
.0707	UnitedHealth Group Incorporated	95765	95-3939697				UnitedHealthcare of Texas, Inc.	..TX	..IA	UnitedHealthcare, Inc.	Ownership	100.000	UnitedHealth Group Incorporated	..NO	
.0707	UnitedHealth Group Incorporated	95025	52-1130183				UnitedHealthcare of the Mid-Atlantic, Inc.	..MD	..IA	UnitedHealthcare, Inc.	Ownership	100.000	UnitedHealth Group Incorporated	..NO	
.0707	UnitedHealth Group Incorporated	95591	47-0676824				UnitedHealthcare of the Midlands, Inc.	..NE	..RE	UnitedHealthcare, Inc.	Ownership	100.000	UnitedHealth Group Incorporated	..NO	
.0707	UnitedHealth Group Incorporated	96385	43-1361841				UnitedHealthcare of the Midwest, Inc.	..MO	..IA	UnitedHealthcare, Inc.	Ownership	100.000	UnitedHealth Group Incorporated	..NO	
.0707	UnitedHealth Group Incorporated	95685	86-0875231				UnitedHealthcare of the Rockies, Inc.	..UT	..IA	United HealthCare Services, Inc.	Ownership	100.000	UnitedHealth Group Incorporated	..NO	
.0707	UnitedHealth Group Incorporated	95501	41-1488563				UnitedHealthcare of Utah, Inc.	..UT	..IA	UnitedHealthcare, Inc.	Ownership	100.000	UnitedHealth Group Incorporated	..NO	
.0707	UnitedHealth Group Incorporated	48038	91-1312551				UnitedHealthcare of Washington, Inc.	..WA	..IA	United HealthCare Services, Inc.	Ownership	100.000	UnitedHealth Group Incorporated	..NO	
.0707	UnitedHealth Group Incorporated	95710	39-1555888				UnitedHealthcare of Wisconsin, Inc.	..WI	..IA	UnitedHealthcare, Inc.	Ownership	100.000	UnitedHealth Group Incorporated	..NO	
.0707	UnitedHealth Group Incorporated	95378	36-3379945				UnitedHealthcare Plan of the River Valley, Inc.	..IL	..IA	UnitedHealthcare, Inc.	Ownership	100.000	UnitedHealth Group Incorporated	..NO	
		00000	47-0854646				UnitedHealthcare Service LLC	..DE	..NIA	UnitedHealthcare Insurance Company	Ownership	100.000	UnitedHealth Group Incorporated	..NO	
		00000	01-0518346				UnitedHealthcare Specialty Benefits, LLC	..ME	..NIA	Specialty Benefits, LLC	Ownership	100.000	UnitedHealth Group Incorporated	..NO	
		00000	41-1922511				UnitedHealthcare, Inc.	..DE	..UDP	United HealthCare Services, Inc.	Ownership	100.000	UnitedHealth Group Incorporated	..NO	
		00000	27-0815205				Unity Health Network, LLC	..DE	..NIA	Collaborative Care Holdings, LLC	Ownership	80.100	UnitedHealth Group Incorporated	..NO	
		00000	87-3506992				UOI East Bay Surgery Center, LLC	..RI	..NIA	SCA East Bay Holdings, LLC	Ownership	20.000	UnitedHealth Group Incorporated	..NO	2
		00000	83-4657754				Upland Holdings, LLC	..CA	..NIA	NSC Upland, LLC	Ownership	58.991	UnitedHealth Group Incorporated	..NO	
		00000	33-0812827				Upland Outpatient Surgical Center, L.P.	..CA	..NIA	Upland Holdings, LLC	Ownership	51.000	UnitedHealth Group Incorporated	..NO	
		00000	26-0382877				Urgent Care Holdings, LLC	..DE	..NIA	Optum Clinics Holding Company, Inc.	Ownership	100.000	UnitedHealth Group Incorporated	..NO	
		00000	26-3667220				Urgent Care MSO, LLC	..TX	..NIA	Urgent Care Holdings, LLC	Ownership	100.000	UnitedHealth Group Incorporated	..NO	
		00000	75-2613230				Urology Associates of North Texas, P.L.L.C.	..TX	..NIA	USMD Affiliated Services	Ownership	100.000	UnitedHealth Group Incorporated	..NO	
		00000	20-3887008				USHEALTH Academy, Inc.	..TX	..NIA	USHEALTH Group, Inc.	Ownership	100.000	UnitedHealth Group Incorporated	..NO	
		00000	26-4163593				USHEALTH Administrators, LLC	..DE	..NIA	USHEALTH Group, Inc.	Ownership	100.000	UnitedHealth Group Incorporated	..NO	
		00000	26-3887598				USHEALTH Advisors, LLC	..TX	..NIA	USHEALTH Career Agency, Inc.	Ownership	100.000	UnitedHealth Group Incorporated	..NO	
		00000	75-2192748				USHEALTH Career Agency, Inc.	..DE	..NIA	USHEALTH Group, Inc.	Ownership	100.000	UnitedHealth Group Incorporated	..NO	
		00000	75-2225185				USHEALTH Funding, Inc.	..DE	..NIA	USHEALTH Group, Inc.	Ownership	100.000	UnitedHealth Group Incorporated	..NO	
		00000	73-1165000				USHEALTH Group, Inc.	..DE	..NIA	Golden Rule Financial Corporation	Ownership	100.000	UnitedHealth Group Incorporated	..NO	
		00000	20-8048861				USMD Administrative Services, L.L.C.	..TX	..NIA	USMD Inc.	Ownership	100.000	UnitedHealth Group Incorporated	..NO	
		00000	27-2956222				USMD Affiliated Services	..TX	..NIA	USMD Inc.	Ownership	100.000	UnitedHealth Group Incorporated	..NO	
		00000	27-2803133				USMD Diagnostic Services, LLC	..TX	..NIA	WellMed Networks, Inc.	Ownership	100.000	UnitedHealth Group Incorporated	..NO	1
		00000	27-2866866				USMD Holdings, Inc.	..DE	..NIA	WellMed Medical Management, Inc.	Ownership	100.000	UnitedHealth Group Incorporated	..NO	
		00000	73-1662763				USMD Hospital at Arlington, L.P.	..TX	..NIA	MAT-RX DEVELOPMENT, L.L.C.	Ownership	45.396	UnitedHealth Group Incorporated	..NO	1
		00000	20-3571243				USMD Hospital at Fort Worth, L.P.	..TX	..NIA	MAT-RX DEVELOPMENT, L.L.C.	Ownership	20.024	UnitedHealth Group Incorporated	..NO	1
		00000	20-8050318				USMD Inc.	..TX	..NIA	USMD Holdings, Inc.	Ownership	100.000	UnitedHealth Group Incorporated	..NO	
		00000	73-1662757				USMD of Arlington GP, L.L.C.	..TX	..NIA	MAT-RX DEVELOPMENT, L.L.C.	Ownership	100.000	UnitedHealth Group Incorporated	..NO	1
		00000	35-2446102				USMD PPM, LLC	..TX	..NIA	USMD Inc.	Ownership	100.000	UnitedHealth Group Incorporated	..NO	
		00000	87-0757396				Vailley Physicians Network, Inc.	..CA	..NIA	PrimeCare Medical Network, Inc.	Ownership	100.000	UnitedHealth Group Incorporated	..NO	

16.40

STATEMENT AS OF MARCH 31, 2023 OF THE UnitedHealthcare of the Midlands, Inc.

SCHEDULE Y
PART 1A - DETAIL OF INSURANCE HOLDING COMPANY SYSTEM

1	2	3	4	5	6	7	8	9	10	11	12	13	14	15	16
Group Code	Group Name	NAIC Company Code	ID Number	Federal RSSD	CIK	Name of Securities Exchange if Publicly Traded (U.S. or International)	Names of Parent, Subsidiaries Or Affiliates	Domi-ciliary Location	Relation-ship to Reporting Entity	Directly Controlled by (Name of Entity/Person)	Type of Control (Ownership, Board, Management, Attorney-in-Fact, Influence, Other)	If Control is Ownership Provide Percentage	Ultimate Controlling Entity(ies)/Person(s)	Is an SCA Filing Re-quired? (Yes/No)	*
		00000	85-0780051				Vascular Labs of the Rockies ASC, LLC	DE	NIA	SCA-VLR Holdings Company, LLC	Ownership	51.000	UnitedHealth Group Incorporated	NO	
		00000	81-2820395				Via Vitae MSO, LLC	DE	NIA	OC Cardiology Practice Partners, LLC	Ownership	70.000	UnitedHealth Group Incorporated	NO	
		00000	98-1443076				Vida Integra S.p.A.	CHL	NIA	Saden S.A.	Ownership	0.000	UnitedHealth Group Incorporated	NO	
		00000	98-1443076				Vida Integra S.p.A.	CHL	NIA	Banmédica S.A.	Ownership	100.000	UnitedHealth Group Incorporated	NO	
		00000	98-1443076				Vida Tres S.A.	CHL	NIA	Clínica Dávila y Servicios Médicos S.p.A.	Ownership	0.000	UnitedHealth Group Incorporated	NO	
		00000	98-1443076				Vida Tres S.A.	CHL	NIA	Banmédica S.A.	Ownership	100.000	UnitedHealth Group Incorporated	NO	
		00000	27-1693889				Vieosoft, Inc.	WA	NIA	Change Healthcare Solutions, LLC	Ownership	100.000	UnitedHealth Group Incorporated	NO	
		00000	85-2278858				Virtua-SCA Holdings II, LLC	DE	NIA	SCA Outside New Jersey, LLC	Ownership	45.000	UnitedHealth Group Incorporated	NO	2
		00000	47-3247166				Virtua-SCA Holdings, LLC	NJ	NIA	SCA-New Jersey, LLC	Ownership	45.000	UnitedHealth Group Incorporated	NO	2
		00000	47-4149749				Virtual Therapeutics Corporation	DE	NIA	Optum Labs, LLC	Ownership	5.613	UnitedHealth Group Incorporated	NO	
		00000	47-4149749				Virtual Therapeutics Corporation	DE	NIA	United HealthCare Services, Inc.	Ownership	36.552	UnitedHealth Group Incorporated	NO	
		00000	47-4149749				Virtual Therapeutics Corporation	DE	NIA	UnitedHealth Group Ventures, LLC	Ownership	41.670	UnitedHealth Group Incorporated	NO	
		00000	85-2408007				Vision NewCo, LLC	DE	NIA	TTCP-SR Holdings, Inc.	Ownership	75.540	UnitedHealth Group Incorporated	NO	
		00000	85-2408007				Vision NewCo, LLC	DE	NIA	Change Healthcare Solutions, LLC	Ownership	24.460	UnitedHealth Group Incorporated	NO	
		00000	85-1453387				Vitucci, LCSW, P.C.	IL	NIA	Physician(s) Owned	Influence	0.000	UnitedHealth Group Incorporated	NO	1
		00000					Vivify Health Canada, Inc.	CAN	NIA	Vivify Health, Inc.	Ownership	100.000	UnitedHealth Group Incorporated	NO	
		00000	27-1348358				Vivify Health, Inc.	DE	NIA	OptumHealth Care Solutions, LLC	Ownership	100.000	UnitedHealth Group Incorporated	NO	
		00000	46-1558718				VPay Benefits Corporation	TX	NIA	VPay, Inc.	Ownership	100.000	UnitedHealth Group Incorporated	NO	
		00000	85-4390422				VPay Intermediate Holdings, LLC	DE	NIA	Optum Financial, Inc.	Ownership	100.000	UnitedHealth Group Incorporated	NO	
		00000	75-2405220				VPay, Inc.	TX	NIA	VPay Intermediate Holdings, LLC	Ownership	100.000	UnitedHealth Group Incorporated	NO	
		00000	36-4499777				Walnut Hill Surgery Center, LLC	TX	NIA	Surgical Care Affiliates, LLC	Influence	0.000	UnitedHealth Group Incorporated	NO	
		00000	86-0462952				Warner Family Practice, P.C.	AZ	NIA	Physician United PLLC	Ownership	100.000	UnitedHealth Group Incorporated	NO	1
		00000	36-3469841				Wauwatosa Outpatient Surgery Center, LLC	DE	NIA	Surgery Centers-West Holdings, LLC	Ownership	100.000	UnitedHealth Group Incorporated	NO	
		00000	36-3469839				Wauwatosa Surgery Center, LLC	DE	NIA	Wauwatosa Outpatient Surgery Center, LLC	Ownership	20.000	UnitedHealth Group Incorporated	NO	2
		00000	20-5429310				Wayland Square Surgicare Acquisition, L.P.	RI	NIA	Surgery Center Holding, LLC	Ownership	1.000	UnitedHealth Group Incorporated	NO	
		00000	20-5429310				Wayland Square Surgicare Acquisition, L.P.	RI	NIA	SC Affiliates, LLC	Ownership	99.000	UnitedHealth Group Incorporated	NO	
		00000	75-2500274				Wayland Square Surgicare GP, Inc.	RI	NIA	Surgery Center Holding, LLC	Ownership	100.000	UnitedHealth Group Incorporated	NO	
		00000	46-2854394				Waypoint Minnesota PC	MN	NIA	Physician(s) Owned	Influence	0.000	UnitedHealth Group Incorporated	NO	1
		00000	46-2859426				Waypoint Minnesota Sports PC	MN	NIA	Orthology Inc.	Ownership	100.000	UnitedHealth Group Incorporated	NO	
		00000	84-2233329				WellMed Florida Medicare ACO, LLC	TX	NIA	WellMed Network of Florida, Inc.	Ownership	100.000	UnitedHealth Group Incorporated	NO	1
		00000	45-2158334				WellMed Florida Services, PLLC	TX	NIA	WellMed Networks, Inc.	Ownership	100.000	UnitedHealth Group Incorporated	NO	1
		00000	84-2178104				WellMed Greater Texas Medicare ACO, LLC	TX	NIA	WellMed Networks, Inc.	Ownership	100.000	UnitedHealth Group Incorporated	NO	1
		00000	74-2574229				WellMed Medical Group, P.A.	TX	NIA	Physician(s) Owned	Influence	0.000	UnitedHealth Group Incorporated	NO	1
		00000	74-2797745				WellMed Medical Management of Florida, Inc.	FL	NIA	WellMed Medical Management, Inc.	Ownership	100.000	UnitedHealth Group Incorporated	NO	
		00000	74-2786364				WellMed Medical Management, Inc.	TX	NIA	Collaborative Care Holdings, LLC	Ownership	86.000	UnitedHealth Group Incorporated	NO	
		00000	35-2314192				WellMed Network of Florida, Inc.	TX	NIA	WellMed Networks, Inc.	Ownership	100.000	UnitedHealth Group Incorporated	NO	1
		00000	41-2250215				WellMed Networks - DFW, Inc.	TX	NIA	WellMed Networks, Inc.	Ownership	100.000	UnitedHealth Group Incorporated	NO	1
		00000	74-2889447				WellMed Networks, Inc.	TX	NIA	Physician(s) Owned	Influence	0.000	UnitedHealth Group Incorporated	NO	1
		00000	92-0183013				WellMed of Las Cruces, Inc.	TX	NIA	WellMed Networks, Inc.	Ownership	100.000	UnitedHealth Group Incorporated	NO	1
		00000	84-2193803				WellMed Tampa/Orlando Medicare ACO, LLC	TX	NIA	WellMed Network of Florida, Inc.	Ownership	100.000	UnitedHealth Group Incorporated	NO	1
		00000	84-2219968				WellMed Texas Medicare ACO, LLC	TX	NIA	WellMed Networks, Inc.	Ownership	100.000	UnitedHealth Group Incorporated	NO	1
		00000	88-2731487				WellSpan-SCA Holdings, LLC	DE	NIA	SCA-Hagerstown, LLC	Ownership	49.000	UnitedHealth Group Incorporated	NO	2
		00000	27-2809113				West Coast Endoscopy Holdings, LLC	DE	NIA	SCA Surgery Holdings, LLC	Ownership	100.000	UnitedHealth Group Incorporated	NO	
		00000	06-1521999				Western Connecticut Orthopedic Surgical Center, LLC	CT	NIA	SCA-Western Connecticut, LLC	Ownership	57.911	UnitedHealth Group Incorporated	NO	
		00000	47-4468184				Westgreen Surgical Center, LLC	TX	NIA	SCA Westgreen Holdings, LLC	Ownership	51.001	UnitedHealth Group Incorporated	NO	
		00000	85-3312235				WestHealth JV Holdings, LLC	DE	NIA	SCA West Health Holdings, LLC	Ownership	30.000	UnitedHealth Group Incorporated	NO	2
		00000	37-1763155				WestHealth Surgery Center, LLC	MN	NIA	WestHealth JV Holdings, LLC	Ownership	51.000	UnitedHealth Group Incorporated	NO	2
		00000	45-0636596				WESTMED Practice Partners LLC	DE	NIA	Collaborative Care Holdings, LLC	Ownership	100.000	UnitedHealth Group Incorporated	NO	

16.41

STATEMENT AS OF MARCH 31, 2023 OF THE UnitedHealthcare of the Midlands, Inc.

SCHEDULE Y
PART 1A - DETAIL OF INSURANCE HOLDING COMPANY SYSTEM

1	2	3	4	5	6	7	8	9	10	11	12	13	14	15	16
Group Code	Group Name	NAIC Company Code	ID Number	Federal RSSD	CIK	Name of Securities Exchange if Publicly Traded (U.S. or International)	Names of Parent, Subsidiaries Or Affiliates	Domiciliary Location	Relationship to Reporting Entity	Directly Controlled by (Name of Entity/Person)	Type of Control (Ownership, Board, Management, Attorney-in-Fact, Influence, Other)	If Control is Ownership Provide Percentage	Ultimate Controlling Entity(ies)/Person(s)	Is an SCA Filing Required? (Yes/No)	*
		00000	88-1643733				Willow Park Endoscopy Center, LLC	TX	NIA	Surgical Care Affiliates, LLC	Influence	0.000	UnitedHealth Group Incorporated	NO	
		00000	27-4816583				Wilson Creek Surgical Center, LLC	TX	NIA	Surgical Care Affiliates, LLC	Influence	0.000	UnitedHealth Group Incorporated	NO	
		00000	85-3366699				Woodbury Surgery Center, LLC	MN	NIA	SCA Woodbury Holdings, LLC	Ownership	62.036	UnitedHealth Group Incorporated	NO	2
		00000	52-2102846				XLHealth Corporation	MD	NIA	United HealthCare Services, Inc.	Ownership	100.000	UnitedHealth Group Incorporated	NO	
		00000	98-1107695				XLHealth Corporation India Private Limited	IND	NIA	XLHealth Corporation	Ownership	99.998	UnitedHealth Group Incorporated	NO	
		00000	98-1107695				XLHealth Corporation India Private Limited	IND	NIA	UnitedHealth International, Inc.	Ownership	0.002	UnitedHealth Group Incorporated	NO	
		00000	46-3537245				XLHome Michigan, P.C.	MI	NIA	Physician(s) Owned	Influence	0.000	UnitedHealth Group Incorporated	NO	1
		00000	45-5530241				XLHome Northeast, P.C.	NJ	NIA	Physician(s) Owned	Influence	0.000	UnitedHealth Group Incorporated	NO	1
		00000	46-2931689				XLHome Oklahoma, Inc.	OK	NIA	Physician(s) Owned	Influence	0.000	UnitedHealth Group Incorporated	NO	1
		00000	27-3543997				XLHome, P.C.	MD	NIA	Physician(s) Owned	Influence	0.000	UnitedHealth Group Incorporated	NO	1
		00000	81-2385235				Xplor Counseling, LLC	HI	NIA	Refresh Mental Health, Inc.	Ownership	100.000	UnitedHealth Group Incorporated	NO	

Asterisk	Explanation
1	Represents a physician or physicians' owned entity (with respect to the ultimate controlling entity), where the entity is deemed to be influenced by the ultimate controlling entity.
2	Represents a minority-owned entity (with respect to the controlling entity), where the entity is deemed to be influenced by the ultimate controlling entity.
3	LHC Group acquisition closed in Q1 2023, which included several hundred subsidiaries. These subsidiaries will be added throughout 2023 as more information is available.

SUPPLEMENTAL EXHIBITS AND SCHEDULES INTERROGATORIES

The following supplemental reports are required to be filed as part of your statement filing. However, in the event that your company does not transact the type of business for which the special report must be filed, your response of NO to the specific interrogatory will be accepted in lieu of filing a "NONE" report and a bar code will be printed below. If the supplement is required of your company but is not being filed for whatever reason enter SEE EXPLANATION and provide an explanation following the interrogatory questions.

	Response
1. Will the Medicare Part D Coverage Supplement be filed with the state of domicile and the NAIC with this statement?	NO

AUGUST FILING

2. Will the regulator-only (non-public) Communication of Internal Control Related Matters Noted in Audit be filed with the state of domicile and electronically with the NAIC (as a regulator-only non-public document) by August 1? The response for 1st and 3rd quarters should be N/A. A NO response resulting with a bar code is only appropriate in the 2nd quarter.	N/A
--	-----

Explanation:

1.

Bar Code:

1. Medicare Part D Coverage Supplement [Document Identifier 365]



OVERFLOW PAGE FOR WRITE-INS

NONE

SCHEDULE A - VERIFICATION

Real Estate

	1 Year to Date	2 Prior Year Ended December 31
1. Book/adjusted carrying value, December 31 of prior year		
2. Cost of acquired:		
2.1 Actual cost at time of acquisition		
2.2 Additional investment made after acquisition		
3. Current year change in encumbrances		
4. Total gain (loss) on disposals		
5. Deduct amounts received on disposals		
6. Total foreign exchange change in book/adjusted carrying value		
7. Deduct current year's other than temporary impairment recognized		
8. Deduct current year's depreciation		
9. Book/adjusted carrying value at the end of current period (Lines 1+2+3+4-5+6-7-8)		
10. Deduct total nonadmitted amounts		
11. Statement value at end of current period (Line 9 minus Line 10)		

NONE

SCHEDULE B - VERIFICATION

Mortgage Loans

	1 Year to Date	2 Prior Year Ended December 31
1. Book value/recorded investment excluding accrued interest, December 31 of prior year		
2. Cost of acquired:		
2.1 Actual cost at time of acquisition		
2.2 Additional investment made after acquisition		
3. Capitalized deferred interest and other		
4. Accrual of discount		
5. Unrealized valuation increase (decrease)		
6. Total gain (loss) on disposals		
7. Deduct amounts received on disposals		
8. Deduct amortization of premium and mortgage interest paid and commitment fees		
9. Total foreign exchange change in book value/recorded investment excluding accrued interest		
10. Deduct current year's other than temporary impairment recognized		
11. Book value/recorded investment excluding accrued interest at end of current period (Lines 1+2+3+4+5+6-7-8+9-10)		
12. Total valuation allowance		
13. Subtotal (Line 11 plus Line 12)		
14. Deduct total nonadmitted amounts		
15. Statement value at end of current period (Line 13 minus Line 14)		

NONE

SCHEDULE BA - VERIFICATION

Other Long-Term Invested Assets

	1 Year to Date	2 Prior Year Ended December 31
1. Book/adjusted carrying value, December 31 of prior year		
2. Cost of acquired:		
2.1 Actual cost at time of acquisition		
2.2 Additional investment made after acquisition		
3. Capitalized deferred interest and other		
4. Accrual of discount		
5. Unrealized valuation increase (decrease)		
6. Total gain (loss) on disposals		
7. Deduct amounts received on disposals		
8. Deduct amortization of premium and depreciation		
9. Total foreign exchange change in book/adjusted carrying value		
10. Deduct current year's other than temporary impairment recognized		
11. Book/adjusted carrying value at end of current period (Lines 1+2+3+4+5+6-7-8+9-10)		
12. Deduct total nonadmitted amounts		
13. Statement value at end of current period (Line 11 minus Line 12)		

NONE

SCHEDULE D - VERIFICATION

Bonds and Stocks

	1 Year to Date	2 Prior Year Ended December 31
1. Book/adjusted carrying value of bonds and stocks, December 31 of prior year	691,288,408	571,429,786
2. Cost of bonds and stocks acquired	206,804,141	197,628,367
3. Accrual of discount	139,633	211,922
4. Unrealized valuation increase (decrease)	0	0
5. Total gain (loss) on disposals	(31,284)	(65,908)
6. Deduct consideration for bonds and stocks disposed of	23,372,451	74,030,240
7. Deduct amortization of premium	896,646	3,810,039
8. Total foreign exchange change in book/adjusted carrying value	0	0
9. Deduct current year's other than temporary impairment recognized	0	95,869
10. Total investment income recognized as a result of prepayment penalties and/or acceleration fees	0	20,389
11. Book/adjusted carrying value at end of current period (Lines 1+2+3+4+5-6-7+8-9+10)	873,931,801	691,288,408
12. Deduct total nonadmitted amounts	0	0
13. Statement value at end of current period (Line 11 minus Line 12)	873,931,801	691,288,408

STATEMENT AS OF MARCH 31, 2023 OF THE UnitedHealthcare of the Midlands, Inc.

SCHEDULE D - PART 1B

Showing the Acquisitions, Dispositions and Non-Trading Activity
During the Current Quarter for all Bonds and Preferred Stock by NAIC Designation

NAIC Designation	1 Book/Adjusted Carrying Value Beginning of Current Quarter	2 Acquisitions During Current Quarter	3 Dispositions During Current Quarter	4 Non-Trading Activity During Current Quarter	5 Book/Adjusted Carrying Value End of First Quarter	6 Book/Adjusted Carrying Value End of Second Quarter	7 Book/Adjusted Carrying Value End of Third Quarter	8 Book/Adjusted Carrying Value December 31 Prior Year
BONDS								
1. NAIC 1 (a)	580,183,705	332,525,789	115,949,540	(2,737,332)	794,022,622	0	0	580,183,705
2. NAIC 2 (a)	110,771,065	21,241,820	3,390,000	4,629,605	133,252,490	0	0	110,771,065
3. NAIC 3 (a)	333,637	0	337,514	3,877	0	0	0	333,637
4. NAIC 4 (a)	0	0	0	0	0	0	0	0
5. NAIC 5 (a)	0	0	0	0	0	0	0	0
6. NAIC 6 (a)	0	0	0	0	0	0	0	0
7. Total Bonds	691,288,407	353,767,609	119,677,054	1,896,150	927,275,112	0	0	691,288,407
PREFERRED STOCK								
8. NAIC 1	0	0	0	0	0	0	0	0
9. NAIC 2	0	0	0	0	0	0	0	0
10. NAIC 3	0	0	0	0	0	0	0	0
11. NAIC 4	0	0	0	0	0	0	0	0
12. NAIC 5	0	0	0	0	0	0	0	0
13. NAIC 6	0	0	0	0	0	0	0	0
14. Total Preferred Stock	0	0	0	0	0	0	0	0
15. Total Bonds and Preferred Stock	691,288,407	353,767,609	119,677,054	1,896,150	927,275,112	0	0	691,288,407

(a) Book/Adjusted Carrying Value column for the end of the current reporting period includes the following amount of short-term and cash equivalent bonds by NAIC designation:

NAIC 1 \$ 53,343,311 ; NAIC 2 \$ 0 ; NAIC 3 \$ 0 ; NAIC 4 \$ 0 ; NAIC 5 \$ 0 ; NAIC 6 \$ 0

SCHEDULE DA - PART 1

Short-Term Investments

	1	2	3	4	5
	Book/Adjusted Carrying Value	Par Value	Actual Cost	Interest Collected Year-to-Date	Paid for Accrued Interest Year-to-Date
7709999999 Totals	3,452,651	xxx	3,417,199	0	0

SCHEDULE DA - VERIFICATION

Short-Term Investments

	1	2
	Year To Date	Prior Year Ended December 31
1. Book/adjusted carrying value, December 31 of prior year	0	0
2. Cost of short-term investments acquired	3,417,199	0
3. Accrual of discount	35,452	0
4. Unrealized valuation increase (decrease)	0	0
5. Total gain (loss) on disposals	0	0
6. Deduct consideration received on disposals	0	0
7. Deduct amortization of premium	0	0
8. Total foreign exchange change in book/adjusted carrying value	0	0
9. Deduct current year's other than temporary impairment recognized	0	0
10. Book/adjusted carrying value at end of current period (Lines 1+2+3+4+5-6-7+8-9)	3,452,651	0
11. Deduct total nonadmitted amounts	0	0
12. Statement value at end of current period (Line 10 minus Line 11)	3,452,651	0

Schedule DB - Part A - Verification - Options, Caps, Floors, Collars, Swaps and Forwards

N O N E

Schedule DB - Part B - Verification - Futures Contracts

N O N E

Schedule DB - Part C - Section 1 - Replication (Synthetic Asset) Transactions (RSATs) Open

N O N E

Schedule DB-Part C-Section 2-Reconciliation of Replication (Synthetic Asset) Transactions Open

N O N E

Schedule DB - Verification - Book/Adjusted Carrying Value, Fair Value and Potential Exposure of
Derivatives

N O N E

SCHEDULE E - PART 2 - VERIFICATION

(Cash Equivalents)

	1	2
	Year To Date	Prior Year Ended December 31
1. Book/adjusted carrying value, December 31 of prior year	296,987,824	81,075,399
2. Cost of cash equivalents acquired	2,428,691,188	5,679,348,644
3. Accrual of discount	481,124	0
4. Unrealized valuation increase (decrease)	0	0
5. Total gain (loss) on disposals	1,650	0
6. Deduct consideration received on disposals	2,096,297,890	5,463,436,219
7. Deduct amortization of premium	0	0
8. Total foreign exchange change in book/adjusted carrying value	0	0
9. Deduct current year's other than temporary impairment recognized	0	0
10. Book/adjusted carrying value at end of current period (Lines 1+2+3+4+5-6-7+8-9)	629,863,896	296,987,824
11. Deduct total nonadmitted amounts	0	0
12. Statement value at end of current period (Line 10 minus Line 11)	629,863,896	296,987,824

Schedule A - Part 2 - Real Estate Acquired and Additions Made

N O N E

Schedule A - Part 3 - Real Estate Disposed

N O N E

Schedule B - Part 2 - Mortgage Loans Acquired and Additions Made

N O N E

Schedule B - Part 3 - Mortgage Loans Disposed, Transferred or Repaid

N O N E

Schedule BA - Part 2 - Other Long-Term Invested Assets Acquired and Additions Made

N O N E

Schedule BA - Part 3 - Other Long-Term Invested Assets Disposed, Transferred or Repaid

N O N E

STATEMENT AS OF MARCH 31, 2023 OF THE UnitedHealthcare of the Midlands, Inc.

SCHEDULE D - PART 3

Show All Long-Term Bonds and Stock Acquired During the Current Quarter

1	2	3	4	5	6	7	8	9	10
CUSIP Identification	Description	Foreign	Date Acquired	Name of Vendor	Number of Shares of Stock	Actual Cost	Par Value	Paid for Accrued Interest and Dividends	NAIC Designation, NAIC Designation Modifier and SVO Administrative Symbol
3617F4-R6-2	GNMA Pool CN5009 MBS 3.000% 07/20/51		02/22/2023	Goldman Sachs Asset Management		3,939,418	4,391,617	8,051	1.A
3617XB-DN-4	GNMA Pool C16409 MBS 3.000% 01/20/52		02/24/2023	Wells Fargo		4,851,958	5,443,993	8,251	1.A
3617YQ-G2-3	GNMA Pool CM4717 MBS 4.500% 10/20/49		02/21/2023	Wachovia Bank		3,051,063	3,143,400	8,251	1.A
3622AA-US-1	GNMA Pool G2 785204 MBS 2.500% 12/20/5		03/31/2023	Merrill Lynch		6,147,371	7,088,860	1,969	1.A
3622AB-R5-3	GNMA Pool G2 786008 MBS 2.000% 02/20/5		03/31/2023	Mizuho Investor Sec Co		4,303,255	5,198,345	1,155	1.A
3622AC-CC-2	GNMA Pool 786467 MBS 3.500% 01/20/52		02/21/2023	Morgan Stanley		2,617,008	2,871,889	5,863	1.A
38382X-H3-2	GNMA GNR 2021-159 QJ RMBS 3.000% 09/20		03/31/2023	Pierpont Securities LLC		4,453,257	4,905,481	1,635	1.A
912828-Z0-6	US Treasury Note 0.625% 05/15/30		03/31/2023	CitiGroup		8,164,103	10,000,000	23,999	1.A
91282C-FV-8	US Treasury Bond 4.125% 11/15/32		02/06/2023	CitiGroup		3,020,656	2,900,000	27,758	1.A FE
91282C-GM-7	US Treasury Note 3.500% 02/15/33		03/31/2023	KNIGHT CLEARING SERVICE		10,021,524	10,000,000	45,442	1.A FE
0109999999. Subtotal - Bonds - U.S. Governments						50,569,613	55,943,585	124,123	XXX
88258M-AA-3	Texas Natural Gas Securitizati Rev Bond		03/10/2023	Jefferies and Company		1,310,000	1,310,000	0	1.A FE
0509999999. Subtotal - Bonds - U.S. States, Territories and Possessions						1,310,000	1,310,000	0	XXX
02765U-PR-9	AMERICAN MUNI PWR-OHIO INC OH Rev Bond C		03/02/2023	Merrill Lynch		3,199,271	2,915,000	8,502	1.F FE
31338J-6L-1	FHLMC Pool QE8975 MBS 5.000% 08/01/52		02/27/2023	BNP Paribar Securities Corp		4,416,309	4,447,581	618	1.A
3133KP-5U-8	FHLMC Pool RAB059 MBS 5.500% 10/01/52		02/24/2023	Barclays Group Inc.		7,422,666	7,403,002	0	1.A
3140QP-XV-4	FNMA Pool CB4291 MBS 5.000% 08/01/52		02/06/2023	Keybank Capital Markets		1,092,632	1,093,316	1,215	1.A
31400Q-2P-9	FNMA Pool CBS281 MBS 5.000% 11/01/52		02/21/2023	JP Morgan Chase		3,878,307	3,946,445	12,607	1.A
31400R-CB-7	FNMA Pool CBS465 MBS 5.500% 01/01/53		02/10/2023	Morgan Stanley		2,429,071	2,390,230	4,382	1.A
31400R-EJ-8	FNMA Pool CBS536 MBS 5.000% 01/01/53		02/10/2023	Harris Nesbitt Corp		2,378,557	2,391,260	4,650	1.A
3140XG-FY-0	FNMA Pool FS1082 MBS 2.500% 03/01/52		12/22/2022	Nomura Securities		(6,960)	(7,986)	(487)	1.A
3140XH-EB-9	FNMA Pool FS1929 MBS 2.500% 05/01/52		02/24/2023	CitiGroup		4,561,011	5,351,140	0	1.A
3140XJ-MN-0	FNMA Pool FS3064 MBS 3.000% 04/01/52		12/22/2022	Credit Suisse		(3,110)	(3,447)	(746)	1.A
3140XJ-RE-5	FNMA Pool FS3184 MBS 5.500% 09/01/52		02/24/2023	Harris Nesbitt Corp		4,106,561	4,087,401	0	1.A
54627R-AS-9	LOUISIANA ST LOCAL GOVT ENVRM Rev Bond		03/22/2023	JP Morgan Chase		2,390,000	2,390,000	0	1.A FE
64972G-D8-4	NEW YORK CITY NY MUNI WTR FIN Rev Bond C		03/09/2023	Goldman Sachs		1,646,442	1,400,000	0	1.B FE
880591-EZ-1	TENN VALLEY AUTHORITY Note Non Call 3		03/27/2023	Barclays Group Inc.		2,370,569	2,390,000	0	1.B FE
88283L-HU-3	TEXAS ST TRANSPR Rev Bond MII 5.178% 04		02/09/2023	Raymond James & Assoc		7,264,810	7,000,000	132,902	1.A FE
97710C-HI-9	WISCONSIN ST GEN FUND ANNUAL A Rev Bond		02/07/2023	Barclays Group Inc.		5,963,820	6,000,000	0	1.C FE
0909999999. Subtotal - Bonds - U.S. Special Revenues						53,109,956	53,193,942	163,643	XXX
009158-BF-2	AIR PRODUCTS & CHEMICALS Corp Note Call		02/27/2023	CitiGroup		4,392,388	4,400,000	0	1.F FE
03027X-BY-5	AMERICAN TOWER CORP Corp Note Call MW		02/28/2023	Barclays Group Inc.		4,386,536	4,400,000	0	2.C FE
039482-AE-4	ARCHER-DANIELS-MIDLAND C Corp Note Call		03/29/2023	Merrill Lynch		1,783,332	1,800,000	0	1.F FE
06051G-LE-7	BANK OF AMERICA CORP Corp Note Call MW		01/17/2023	Merrill Lynch		1,700,000	1,700,000	0	1.F FE
06540E-AK-9	Bank BANK 2021-BN38 A5 CMBS 2.521% 12/		03/02/2023	Wachovia Bank		4,759,410	5,900,000	2,066	1.A FM
06540K-AJ-8	Bank BANK 2022-BNK44 A5 CMBS 5.746% 11		03/02/2023	Merrill Lynch		8,721,563	8,400,000	6,704	1.A FM
08162X-BG-8	BENCHMARK Mortga BMARK 2020-B20 A5 CMBS		03/02/2023	CitiGroup		2,136,586	2,700,000	763	1.A FM
125523-CR-9	CIGNA CORP Corp Note Call MW 5.685% 03		02/28/2023	Merrill Lynch		5,299,894	5,300,000	0	2.A FE
126650-DT-4	CVS HEALTH CORP Corp Note Call MW 5.12		02/13/2023	JP Morgan Chase		1,122,463	1,130,000	0	2.B FE
194162-AQ-6	COLGATE-PALMOLIVE CO Corp Note Non Call		02/27/2023	BNP Paribar Securities Corp		2,167,483	2,170,000	0	1.D FE
24422E-WIS-4	JOHN DEERE CAPITAL CORP Corp Note Non Ca		02/27/2023	Barclays Group Inc.		4,397,184	4,400,000	0	1.F FE
29449I-AQ-0	EQUITABLE FINANCIAL LIFE Corp Note Non C		02/28/2023	JP Morgan Chase		4,394,852	4,400,000	0	1.E FE
30161N-BK-6	EXELON CORP Corp Note Call MW 5.300% 0		02/16/2023	Barclays Group Inc.		1,698,215	1,700,000	0	2.B FE
337738-BD-9	FISERV INC Corp Note Call MW 5.450% 03		02/27/2023	Merrill Lynch		1,058,622	1,060,000	0	2.B FE
33830G-AA-9	FIVE CORNERS FND TR III Corp Note Call M		03/01/2023	Credit Suisse		1,670,000	1,670,000	0	1.G FE
341081-GK-7	FLORIDA POWER & LIGHT CO Corp Note Call		02/28/2023	CitiGroup		2,776,386	2,780,000	0	1.D FE
42806M-BS-7	Hertz Vehicle Financing LLC HERTZ 2023-1		02/22/2023	Merrill Lynch		1,884,583	1,885,000	0	1.A FE
42824C-BL-2	HP ENTERPRISE CO Corp Note Non Call 5		03/07/2023	JP Morgan Chase		1,698,878	1,700,000	0	2.B FE

E04

STATEMENT AS OF MARCH 31, 2023 OF THE UnitedHealthcare of the Midlands, Inc.

SCHEDULE D - PART 3

Show All Long-Term Bonds and Stock Acquired During the Current Quarter

1	2	3	4	5	6	7	8	9	10
CUSIP Identification	Description	Foreign	Date Acquired	Name of Vendor	Number of Shares of Stock	Actual Cost	Par Value	Paid for Accrued Interest and Dividends	NAIC Designation, NAIC Designation Modifier and SVO Administrative Symbol
46656D-AM-3	JP Morgan Mortgage Trust JPMMT 2023-2 A4		02/22/2023	JP Morgan Chase		3,321,375	3,400,000	12,750	1.A FE
49177J-AG-7	KENVUE INC Corp Note Call MW 5.000% 03		03/08/2023	Goldman Sachs		2,314,177	2,320,000	0	1.E FE
532457-CF-3	ELI LILLY & CO Corp Note Call MW 4.700		02/23/2023	Credit Suisse		1,846,060	1,850,000	0	1.F FE
55261F-AR-5	M&T BANK CORPORATION Corp Note Call MW		01/24/2023	Merrill Lynch		960,000	960,000	0	1.G FE
55336V-BV-1	MPLX LP Corp Note Call MW 5.000% 03/01		02/02/2023	MJFG Securities		585,103	590,000	0	2.B FE
571903-BL-6	MARRIOTT INTERNATIONAL Corp Note Call MW		03/23/2023	JP Morgan Chase		1,115,672	1,130,000	0	2.B FE
57636Q-AW-4	MASTERCARD INC Corp Note Call MW 4.875		03/06/2023	JP Morgan Chase		2,997,090	3,000,000	0	1.E FE
58769J-AE-7	MERCEDES-BENZ FIN NA Corp Note Non Call		03/27/2023	CitiGroup		1,389,639	1,390,000	0	1.G FE
58770A-AC-7	MERCEDES-BENZ AUTO RECEIVABLES MBART 202		03/31/2023	Toronto Dominion Sec		4,485,938	4,500,000	10,711	1.A FE
59217G-FP-9	MET LIFE GLOB FUNDING I Corp Note Non Ca		03/21/2023	JP Morgan Chase		1,627,734	1,630,000	0	1.D FE
61747Y-FA-8	MORGAN STANLEY Corp Note Call MW 5.123		01/17/2023	Morgan Stanley		449,991	450,000	0	1.E FE
63743H-FH-0	NATIONAL RURAL UTIL COOP Corp Note Call		02/02/2023	Bank of Nova Scotia		1,438,978	1,440,000	0	1.F FE
65473P-AN-5	NISOURCE INC Corp Note Call MW 5.250%		03/21/2023	JP Morgan Chase		798,632	800,000	0	2.B FE
68389X-CP-8	ORACLE CORP Corp Note Call MW 4.900% 0		02/02/2023	HSBC Securities Inc		1,159,188	1,160,000	0	2.B FE
69351U-BA-0	PPL ELECTRIC UTILITIES Corp Note Call MW		02/27/2023	Barclays Group Inc.		4,354,900	4,400,000	0	1.E FE
723787-AV-9	PIONEER NATURAL Corp Note Non Call 5.1		03/27/2023	Wachovia Bank		1,219,402	1,220,000	0	2.A FE
75513E-CQ-2	RAYTHEON TECH Corp Note Call MW 5.000%		02/23/2023	Morgan Stanley		1,319,630	1,320,000	0	2.A FE
75513E-CR-0	RAYTHEON TECH Corp Note Call MW 5.150%		02/23/2023	Morgan Stanley		1,146,619	1,150,000	0	2.A FE
78355H-KV-0	RYDER SYSTEM INC Corp Note Call MW 5.6		02/21/2023	Sun Trust		2,694,465	2,700,000	0	2.B FE
81744K-AA-4	Sequoia Mortgage Trust SEMT 2023-2 A1 Pr		03/09/2023	JP Morgan Chase		1,905,313	2,000,000	4,444	1.A FE
911312-BZ-8	UNITED PARCEL SERVICE Corp Note Call MW		02/23/2023	Barclays Group Inc.		6,597,888	6,600,000	0	1.F FE
29250N-BR-5	ENBRIDGE INC Corp Note Call MW 5.700%	A.	03/06/2023	Morgan Stanley		639,181	640,000	0	2.A FE
05765D-AA-3	Balboa Bay Loan Funding Ltd BOBA 2023-1A	D.	02/17/2023	Merrill Lynch		800,000	800,000	0	1.A FE
892938-AA-9	TRANE TECH FIN LTD Corp Note Call MW 5	D.	02/16/2023	JP Morgan Chase		599,214	600,000	0	2.B FE
1109999999	Subtotal - Bonds - Industrial and Miscellaneous (Unaffiliated)					101,814,574	103,545,000	37,438	XXX
2509999997	Total - Bonds - Part 3					206,804,143	213,992,527	325,204	XXX
2509999998	Total - Bonds - Part 5					XXX	XXX	XXX	XXX
2509999999	Total - Bonds					206,804,143	213,992,527	325,204	XXX
4509999997	Total - Preferred Stocks - Part 3					0	XXX	0	XXX
4509999998	Total - Preferred Stocks - Part 5					XXX	XXX	XXX	XXX
4509999999	Total - Preferred Stocks					0	XXX	0	XXX
5989999997	Total - Common Stocks - Part 3					0	XXX	0	XXX
5989999998	Total - Common Stocks - Part 5					XXX	XXX	XXX	XXX
5989999999	Total - Common Stocks					0	XXX	0	XXX
5999999999	Total - Preferred and Common Stocks					0	XXX	0	XXX
6009999999	Totals					206,804,143	XXX	325,204	XXX

E04.1

STATEMENT AS OF MARCH 31, 2023 OF THE UnitedHealthcare of the Midlands, Inc.

SCHEDULE D - PART 4

Show All Long-Term Bonds and Stock Sold, Redeemed or Otherwise Disposed of During the Current Quarter

1	2	3	4	5	6	7	8	9	10	Change In Book/Adjusted Carrying Value					16	17	18	19	20	21	22
										11	12	13	14	15							
CUSIP Identification	Description	Foreign	Disposal Date	Name of Purchaser	Number of Shares of Stock	Consideration	Par Value	Actual Cost	Prior Year Book/Adjusted Carrying Value	Unrealized Valuation Increase/(Decrease)	Current Year's (Amortization)/Accretion	Current Year's Other Than Temporary Impairment Recognized	Total Change in Book/Adjusted Carrying Value (11 + 12 - 13)	Total Foreign Exchange Change in Book /Adjusted Carrying Value	Book/Adjusted Carrying Value at Disposal Date	Foreign Exchange Gain (Loss) on Disposal	Realized Gain (Loss) on Disposal	Total Gain (Loss) on Disposal	Bond Interest/Stock Dividends Received During Year	Stated Contractual Maturity Date	NAIC Designation, NAIC Designation Modifier and SVO Administrative Symbol
..36179M-X4-7	GNMA Pool GA 06099 MBS 3.500% 01/20/4		03/01/2023	Paydown		4,020	4,020	4,248	4,222	0	(202)	0	(202)	0	4,020	0	0	0	23	01/20/2043	1.A
..36179M-Y2-3	GNMA Pool MA7991 MBS 4.500% 04/20/52		03/01/2023	Paydown		27,781	27,781	28,610	28,601	0	(820)	0	(820)	0	27,781	0	0	0	188	04/20/2052	1.A
..36179M-JU-3	GNMA Pool MA7475 MBS 4.000% 07/20/51		03/01/2023	Paydown		14,222	14,222	14,775	14,766	0	(543)	0	(543)	0	14,222	0	0	0	87	07/20/2051	1.A
..3617F4-R6-2	GNMA Pool QN5009 MBS 3.000% 07/20/51		03/01/2023	Paydown		9,396	9,396	8,428	0	0	967	0	967	0	9,396	0	0	0	23	07/20/2051	1.A
..3617YQ-G2-3	GNMA Pool QM4717 MBS 4.500% 10/20/49		03/01/2023	Paydown		31,870	31,870	30,934	0	0	936	0	936	0	31,870	0	0	0	120	10/20/2049	1.A
..36181C-CF-3	GNMA Pool AE8170 MBS 4.000% 02/15/44		03/01/2023	Paydown		655	655	704	699	0	(44)	0	(44)	0	655	0	0	0	4	02/15/2044	1.A
..36181C-K8-0	GNMA Pool AE8419 MBS 4.000% 06/15/44		03/01/2023	Paydown		265	265	286	265	0	(17)	0	(17)	0	265	0	0	0	2	06/15/2044	1.A
..36202F-LN-4	GNMA Pool 4833 SF MBS 4.000% 10/20/40		03/01/2023	Paydown		4,135	4,135	4,430	4,385	0	(250)	0	(250)	0	4,135	0	0	0	27	10/20/2040	1.A
..3622A2-RN-4	GNMA Pool 784093 MBS 5.000% 06/15/40		03/01/2023	Paydown		2,295	2,295	2,538	2,505	0	(210)	0	(210)	0	2,295	0	0	0	19	06/15/2040	1.A
..3622AC-CC-2	GNMA Pool 786467 MBS 3.500% 01/20/52		03/01/2023	Paydown		4,481	4,481	4,083	0	0	398	0	398	0	4,481	0	0	0	13	01/20/2052	1.A
..38383G-AV-3	GNMA GNR 2022-10 UH RMBS 2.500% 12/20/		03/01/2023	Paydown		24,045	24,045	24,240	24,171	0	(126)	0	(126)	0	24,045	0	0	0	88	12/20/2051	1.A
..912828-3U-2	US Treasury Note 2.375% 01/31/23		01/31/2023	Maturity		3,000,000	3,000,000	2,972,705	2,999,528	0	472	0	472	0	3,000,000	0	0	0	35,625	01/31/2023	1.A
0109999999 Subtotal - Bonds - U.S. Governments						3,123,165	3,123,165	3,095,981	3,079,159	0	561	0	561	0	3,123,165	0	0	0	36,219	XXX	XXX
..3128MJ-UX-6	FHLMC Pool G08597 MBS 3.500% 07/01/44		03/01/2023	Paydown		685	685	702	700	0	(15)	0	(15)	0	685	0	0	0	4	07/01/2044	1.A
..3128MM-K2-8	FHLMC Pool G18312 MBS 4.000% 06/01/24		03/01/2023	Paydown		1,335	1,335	1,426	1,354	0	(20)	0	(20)	0	1,335	0	0	0	9	06/01/2024	1.A
..31294M-FJ-5	FHLMC Pool E02869 MBS 4.000% 04/01/26		03/01/2023	Paydown		1,139	1,089	1,067	1,067	0	(22)	0	(22)	0	1,067	0	0	0	7	04/01/2026	1.A
..3131XJ-5D-9	FHLMC Pool ZM4444 MBS 3.500% 10/01/47		03/01/2023	Paydown		7,431	7,431	8,044	8,026	0	(595)	0	(595)	0	7,431	0	0	0	50	10/01/2047	1.A
..3132AD-LB-2	FHLMC Pool ZT1478 MBS 3.500% 01/01/45		03/01/2023	Paydown		29,676	29,676	32,588	32,485	0	(2,809)	0	(2,809)	0	29,676	0	0	0	153	01/01/2045	1.A
..3132H4-C2-3	FHLMC Pool U90979 MBS 3.500% 07/01/42		03/01/2023	Paydown		40,936	40,936	42,468	42,306	0	(1,370)	0	(1,370)	0	40,936	0	0	0	238	07/01/2042	1.A
..3132H7-DU-5	FHLMC Pool U99114 MBS 3.500% 02/01/44		03/01/2023	Paydown		51,718	51,718	53,658	53,529	0	(1,811)	0	(1,811)	0	51,718	0	0	0	289	02/01/2044	1.A
..3132HM-ML-1	FHLMC Pool Q11551 MBS 3.500% 09/01/42		03/01/2023	Paydown		684	684	729	725	0	(41)	0	(41)	0	684	0	0	0	4	09/01/2042	1.A
..3132L8-SW-8	FHLMC Pool V83233 MBS 4.000% 06/01/47		03/01/2023	Paydown		21,149	21,149	21,839	21,791	0	(642)	0	(642)	0	21,149	0	0	0	138	06/01/2047	1.A
..31335A-SZ-7	FHLMC Pool G60864 MBS 3.000% 02/01/47		03/01/2023	Paydown		16,004	16,004	17,162	17,111	0	(1,107)	0	(1,107)	0	16,004	0	0	0	83	02/01/2047	1.A
..31335A-US-5	FHLMC Pool G60604 MBS 3.500% 10/01/45		03/01/2023	Paydown		3,997	3,997	4,130	4,117	0	(120)	0	(120)	0	3,997	0	0	0	23	10/01/2045	1.A
..31335A-WT-1	FHLMC Pool G60658 MBS 3.500% 07/01/46		03/01/2023	Paydown		16,382	16,382	18,115	18,115	0	(1,733)	0	(1,733)	0	16,382	0	0	0	93	07/01/2046	1.A
..31335A-IU-8	FHLMC Pool G60659 MBS 3.500% 08/01/46		03/01/2023	Paydown		24,667	24,667	24,825	24,812	0	(145)	0	(145)	0	24,667	0	0	0	152	08/01/2046	1.A
..31335A-ZA-9	FHLMC Pool G60737 MBS 4.500% 08/01/42		03/01/2023	Paydown		19,827	19,827	20,949	20,871	0	(1,044)	0	(1,044)	0	19,827	0	0	0	139	08/01/2042	1.A
..31335B-C9-5	FHLMC Pool G60996 MBS 3.500% 05/01/47		03/01/2023	Paydown		16,259	16,259	16,875	16,823	0	(564)	0	(564)	0	16,259	0	0	0	97	05/01/2047	1.A
..31335B-CQ-7	FHLMC Pool G60979 MBS 4.000% 05/01/46		03/01/2023	Paydown		8,322	8,322	8,838	8,808	0	(487)	0	(487)	0	8,322	0	0	0	53	05/01/2046	1.A
..31335B-DF-0	FHLMC Pool G61002 MBS 4.000% 05/01/47		03/01/2023	Paydown		8,648	8,648	9,191	9,166	0	(518)	0	(518)	0	8,648	0	0	0	54	05/01/2047	1.A
..31335B-TA-9	FHLMC Pool QD4145 MBS 2.500% 01/01/52		03/01/2023	Paydown		57,237	57,237	58,548	58,534	0	(1,297)	0	(1,297)	0	57,237	0	0	0	272	01/01/2052	1.A
..31335D-QU-2	FHLMC Pool QE4067 MBS 5.000% 06/01/52		03/01/2023	Paydown		11,203	11,203	11,346	11,344	0	(141)	0	(141)	0	11,203	0	0	0	93	06/01/2052	1.A
..31335D-W5-0	FHLMC Pool QE4268 MBS 5.000% 06/01/52		03/01/2023	Paydown		7,874	7,874	8,080	8,078	0	(204)	0	(204)	0	7,874	0	0	0	64	06/01/2052	1.A
..31335E-YS-7	FHLMC Pool QE5189 MBS 4.500% 06/01/52		03/01/2023	Paydown		5,277	5,277	5,305	5,304	0	(27)	0	(27)	0	5,277	0	0	0	40	06/01/2052	1.A
..31335M-Q3-2	FHLMC Pool QF0474 MBS 5.500% 09/01/52		03/01/2023	Paydown		8,868	8,868	8,758	8,758	0	111	0	111	0	8,868	0	0	0	82	09/01/2052	1.A
..3133KL-A7-2	FHLMC Pool RA4530 MBS 2.500% 02/01/51		03/01/2023	Paydown		24,999	24,999	26,093	26,050	0	(1,051)	0	(1,051)	0	24,999	0	0	0	109	02/01/2051	1.A
..31368H-M4-2	FNMA Pool 190379 MBS 5.500% 05/01/37		03/01/2023	Paydown		7,939	7,939	8,866	8,730	0	(791)	0	(791)	0	7,939	0	0	0	63	05/01/2037	1.A
..3136AD-EF-2	FNMA FNR 2013-36 AG RMBS 3.000% 12/25/		01/01/2023	Paydown		27	27	28	27	0	0	0	0	0	27	0	0	0	0	12/25/2036	1.A
..3138A4-Y5-8	FNMA Pool AH3431 MBS 3.500% 01/01/26		03/01/2023	Paydown		1,182	1,182	1,190	1,183	0	(1)	0	(1)	0	1,182	0	0	0	7	01/01/2026	1.A
..3138A6-AK-6	FNMA Pool AH4509 MBS 3.500% 01/01/26		03/01/2023	Paydown		3,730	3,730	3,772	3,734	0	(4)	0	(4)	0	3,730	0	0	0	22	01/01/2026	1.A
..3138A8-EL-6	FNMA Pool AH6438 MBS 3.500% 02/01/26		03/01/2023	Paydown		1,083	1,083	1,085	1,082	0	1	0	1	0	1,083	0	0	0	6	02/01/2026	1.A
..3138AV-NM-1	FNMA Pool AJ4895 MBS 4.000% 01/01/42		03/01/2023	Paydown		3,001	3,001	3,177	3,158	0	(156)	0	(156)	0	3,001	0	0	0	20	01/01/2042	1.A
..3138EO-RK-7	FNMA Pool AJ7689 MBS 4.000% 12/01/41		03/01/2023	Paydown		2,924	2,924	3,050	3,029	0	(105)	0	(105)	0	2,924	0	0	0	19	12/01/2041	1.A
..3138E2-4E-2	FNMA Pool AJ9820 MBS 3.000% 12/01/26		03/01/2023	Paydown		6,025	6,025	6,210	6,079	0	(54)	0	(54)	0	6,025	0	0	0	26	12/01/2026	1.A
..3138EH-RC-8	FNMA Pool AL1382 MBS 3.000% 02/01/27		03/01/2023	Paydown		7,247	7,247	7,558	7,374	0	(128)	0	(128)	0	7,247	0	0	0	36	02/01/2027	1.A
..3138EJ-XZ-6	FNMA Pool AL2495 MBS 4.000% 03/01/42		03/01/2023	Paydown		524	524	557	553	0	(30)	0	(30)	0	524	0	0	0	3	03/01/2042	1.A

E05

STATEMENT AS OF MARCH 31, 2023 OF THE UnitedHealthcare of the Midlands, Inc.

SCHEDULE D - PART 4

Show All Long-Term Bonds and Stock Sold, Redeemed or Otherwise Disposed of During the Current Quarter

1	2	3	4	5	6	7	8	9	10	Change In Book/Adjusted Carrying Value					16	17	18	19	20	21	22
										11	12	13	14	15							
CUSIP Identification	Description	Foreign	Disposal Date	Name of Purchaser	Number of Shares of Stock	Consideration	Par Value	Actual Cost	Prior Year Book/Adjusted Carrying Value	Unrealized Valuation Increase/(Decrease)	Current Year's (Amortization)/Accretion	Current Year's Other Than Temporary Impairment Recognized	Total Change in Book/Adjusted Carrying Value (11 + 12 - 13)	Total Foreign Exchange Change in Book /Adjusted Carrying Value	Book/Adjusted Carrying Value at Disposal Date	Foreign Exchange Gain (Loss) on Disposal	Realized Gain (Loss) on Disposal	Total Gain (Loss) on Disposal	Bond Interest/Stock Dividends Received During Year	Stated Contractual Maturity Date	NAIC Designation, NAIC Designation Modifier and SVO Administrative Symbol
..3138EK-2D-6	FNMA Pool AL3471 MBS 4.000% 12/01/42		03/01/2023	Paydown		8,701	8,701	9,211	9,118	0	(417)	0	(417)	0	8,701	0	0	0	57	12/01/2042	1.A
..3138EQ-FH-0	FNMA Pool AL7367 MBS 4.500% 01/01/42		03/01/2023	Paydown		588	588	637	628	0	(40)	0	(40)	0	588	0	0	0	10	01/01/2042	1.A
..3138EQ-LB-6	FNMA Pool AL7521 MBS 5.000% 06/01/39		03/01/2023	Paydown		15,692	15,692	17,310	17,094	0	(1,402)	0	(1,402)	0	15,692	0	0	0	131	06/01/2039	1.A
..3138ER-R4-4	FNMA Pool AL9506 MBS 3.000% 11/01/46		03/01/2023	Paydown		3,367	3,367	3,333	3,337	0	30	0	30	0	3,367	0	0	0	15	11/01/2046	1.A
..3138ER-UC-2	FNMA Pool AL9578 MBS 4.000% 06/01/45		03/01/2023	Paydown		9,363	9,363	9,921	9,884	0	(521)	0	(521)	0	9,363	0	0	0	60	06/01/2045	1.A
..3138ET-BA-3	FNMA Pool AL8132 MBS 4.000% 01/01/43		03/01/2023	Paydown		1,812	1,812	1,939	1,927	0	(114)	0	(114)	0	1,812	0	0	0	13	01/01/2043	1.A
..3138MK-4P-8	FNMA Pool A04429 MBS 3.500% 11/01/42		03/01/2023	Paydown		271	271	285	271	0	(12)	0	(12)	0	271	0	0	0	2	11/01/2042	1.A
..3138WA-GA-9	FNMA Pool AS1092 MBS 4.000% 11/01/43		03/01/2023	Paydown		28,115	28,115	29,832	29,721	0	(1,606)	0	(1,606)	0	28,115	0	0	0	153	11/01/2043	1.A
..3138WC-H2-2	FNMA Pool AS2948 MBS 4.000% 07/01/44		03/01/2023	Paydown		1,663	1,663	1,761	1,743	0	(81)	0	(81)	0	1,663	0	0	0	11	07/01/2044	1.A
..3138WD-ST-4	FNMA Pool AS4457 MBS 3.500% 02/01/45		03/01/2023	Paydown		749	749	787	778	0	(29)	0	(29)	0	749	0	0	0	6	02/01/2045	1.A
..3138WE-CU-1	FNMA Pool AS4582 MBS 4.000% 03/01/45		03/01/2023	Paydown		5,334	5,334	5,648	5,630	0	(296)	0	(296)	0	5,334	0	0	0	34	03/01/2045	1.A
..3138WE-VX-4	FNMA Pool AS5129 MBS 3.500% 06/01/45		03/01/2023	Paydown		10,369	10,369	10,701	10,677	0	(308)	0	(308)	0	10,369	0	0	0	64	06/01/2045	1.A
..3138WF-X7-6	FNMA Pool AS6101 MBS 3.500% 11/01/45		03/01/2023	Paydown		4,316	4,316	4,433	4,433	0	(117)	0	(117)	0	4,316	0	0	0	30	11/01/2045	1.A
..3138WG-LA-0	FNMA Pool AS6620 MBS 3.500% 02/01/46		03/01/2023	Paydown		4,092	4,092	4,300	4,274	0	(182)	0	(182)	0	4,092	0	0	0	24	02/01/2046	1.A
..3138WH-KJ-0	FNMA Pool AS7496 MBS 3.000% 07/01/46		03/01/2023	Paydown		13,405	13,405	13,353	13,356	0	49	0	49	0	13,405	0	0	0	68	07/01/2046	1.A
..3138WH-LN-0	FNMA Pool AS7532 MBS 3.000% 07/01/46		03/01/2023	Paydown		16,675	16,675	16,611	16,614	0	61	0	61	0	16,675	0	0	0	98	07/01/2046	1.A
..3138WH-NE-8	FNMA Pool AS7588 MBS 3.500% 07/01/46		03/01/2023	Paydown		3,717	3,717	3,838	3,828	0	(112)	0	(112)	0	3,717	0	0	0	21	07/01/2046	1.A
..3138WJ-NE-4	FNMA Pool AS8488 MBS 3.000% 12/01/46		03/01/2023	Paydown		19,448	19,448	19,355	19,359	0	89	0	89	0	19,448	0	0	0	94	12/01/2046	1.A
..3138XS-6J-1	FNMA Pool AII3572 MBS 3.535% 07/01/44		03/01/2023	Paydown		1,819	1,819	1,887	1,877	0	(58)	0	(58)	0	1,819	0	0	0	15	07/01/2044	1.A
..3138XT-AS-4	FNMA Pool AII3616 MBS 4.000% 06/01/44		03/01/2023	Paydown		17,946	17,946	19,037	18,967	0	(1,020)	0	(1,020)	0	17,946	0	0	0	139	06/01/2044	1.A
..3140E7-PC-8	FNMA Pool BA3118 MBS 3.500% 02/01/46		03/01/2023	Paydown		838	838	881	873	0	(35)	0	(35)	0	838	0	0	0	5	02/01/2046	1.A
..3140E9-XG-5	FNMA Pool BC2478 MBS 4.000% 02/01/46		03/01/2023	Paydown		338	338	363	363	0	(23)	0	(23)	0	338	0	0	0	2	02/01/2046	1.A
..3140FO-JG-0	FNMA Pool BC4762 MBS 3.500% 10/01/46		03/01/2023	Paydown		9,547	9,547	10,581	10,542	0	(995)	0	(995)	0	9,547	0	0	0	69	10/01/2046	1.A
..3140FB-EF-3	FNMA Pool BD3733 MBS 3.500% 08/01/46		03/01/2023	Paydown		557	557	588	582	0	(25)	0	(25)	0	557	0	0	0	3	08/01/2046	1.A
..3140FE-SW-0	FNMA Pool BD7160 MBS 4.000% 04/01/47		03/01/2023	Paydown		12,662	12,662	13,819	13,766	0	(1,104)	0	(1,104)	0	12,662	0	0	0	97	04/01/2047	1.A
..3140FX-L7-5	FNMA Pool BF0349 MBS 4.500% 11/01/41		03/01/2023	Paydown		11,894	11,894	12,939	12,842	0	(948)	0	(948)	0	11,894	0	0	0	90	11/01/2041	1.A
..3140J5-HH-5	FNMA Pool BI1131 MBS 4.000% 04/01/47		03/01/2023	Paydown		19,113	19,113	19,528	19,504	0	(390)	0	(390)	0	19,113	0	0	0	143	04/01/2047	1.A
..3140J5-M7-1	FNMA Pool BI1281 MBS 4.000% 05/01/44		03/01/2023	Paydown		19,585	19,585	20,699	20,589	0	(1,004)	0	(1,004)	0	19,585	0	0	0	118	05/01/2044	1.A
..3140J7-WY-7	FNMA Pool BI3362 MBS 4.500% 01/01/44		03/01/2023	Paydown		14,850	14,850	15,686	15,621	0	(771)	0	(771)	0	14,850	0	0	0	110	01/01/2044	1.A
..3140J8-A7-8	FNMA Pool BI3629 MBS 3.500% 03/01/48		03/01/2023	Paydown		16,115	16,115	16,984	16,949	0	(834)	0	(834)	0	16,115	0	0	0	106	03/01/2048	1.A
..3140J9-S6-2	FNMA Pool BI5346 MBS 3.500% 12/01/46		03/01/2023	Paydown		34,873	34,873	37,924	37,816	0	(2,943)	0	(2,943)	0	34,873	0	0	0	190	12/01/2046	1.A
..3140J9-L6-6	FNMA Pool BI4848 MBS 4.000% 12/01/43		03/01/2023	Paydown		34,294	34,294	36,572	36,420	0	(2,125)	0	(2,125)	0	34,294	0	0	0	225	12/01/2043	1.A
..3140J9-US-8	FNMA Pool BI5092 MBS 4.000% 11/01/33		03/01/2023	Paydown		40,517	40,517	41,454	41,352	0	(836)	0	(836)	0	40,517	0	0	0	350	11/01/2033	1.A
..3140J9-VV-0	FNMA Pool BI5127 MBS 3.500% 03/01/47		03/01/2023	Paydown		34,485	34,485	37,776	37,654	0	(3,169)	0	(3,169)	0	34,485	0	0	0	201	03/01/2047	1.A
..3140JA-PW-2	FNMA Pool BI5836 MBS 3.000% 09/01/46		03/01/2023	Paydown		50,334	50,334	51,223	51,172	0	(838)	0	(838)	0	50,334	0	0	0	234	09/01/2046	1.A
..3140MF-Z4-8	FNMA Pool BV2562 MBS 4.500% 07/01/52		03/01/2023	Paydown		35,192	35,192	35,182	35,182	0	10	0	10	0	35,192	0	0	0	221	07/01/2052	1.A
..3140MK-HE-5	FNMA Pool BV5628 MBS 4.500% 06/01/52		03/01/2023	Paydown		16,436	16,436	16,472	16,472	0	(36)	0	(36)	0	16,436	0	0	0	97	06/01/2052	1.A
..3140ML-SF-3	FNMA Pool BV7145 MBS 4.000% 05/01/52		03/01/2023	Paydown		12,244	12,244	12,350	12,348	0	(103)	0	(103)	0	12,244	0	0	0	82	05/01/2052	1.A
..3140MN-SG-9	FNMA Pool BV8988 MBS 4.500% 06/01/52		03/01/2023	Paydown		58,832	58,832	59,264	59,256	0	(424)	0	(424)	0	58,832	0	0	0	349	06/01/2052	1.A
..3140MR-3K-1	FNMA Pool BI10801 MBS 5.000% 09/01/52		03/01/2023	Paydown		39,285	39,285	39,905	39,898	0	(613)	0	(613)	0	39,285	0	0	0	195	09/01/2052	1.A
..3140MV-JV-1	FNMA Pool BI13875 MBS 4.000% 07/01/52		03/01/2023	Paydown		66,163	66,163	65,357	65,363	0	800	0	800	0	66,163	0	0	0	442	07/01/2052	1.A FE
..3140MW-K3-1	FNMA Pool BI13913 MBS 4.000% 08/01/52		03/01/2023	Paydown		24,549	24,549	24,511	24,510	0	39	0	39	0	24,549	0	0	0	128	08/01/2052	1.A
..3140O8-WW-1	FNMA Pool CA1560 MBS 4.500% 04/01/48		03/01/2023	Paydown		22,180	22,180	23,205	23,168	0	(989)	0	(989)	0	22,180	0	0	0	165	04/01/2048	1.A
..3140OG-R7-4	FNMA Pool CA8609 MBS 2.500% 01/01/51		03/01/2023	Paydown		26,957	26,957	28,212	28,151	0	(1,194)	0	(1,194)	0	26,957	0	0	0	115	01/01/2051	1.A
..3140OM-RG-1	FNMA Pool CB2286 MBS 2.500% 12/01/51		03/01/2023	Paydown		25,816	25,816	21,204	21,228	0	4,588	0	4,588	0	25,816	0	0	0	102	12/01/2051	1.A
..3140ON-B6-8	FNMA Pool CB2760 MBS 3.500% 02/01/52		03/01/2023	Paydown		21,146	21,146	21,939	21,924	0	(779)	0	(779)	0	21,146	0	0	0	86	02/01/2052	1.A

STATEMENT AS OF MARCH 31, 2023 OF THE UnitedHealthcare of the Midlands, Inc.

SCHEDULE D - PART 4

Show All Long-Term Bonds and Stock Sold, Redeemed or Otherwise Disposed of During the Current Quarter

1	2	3	4	5	6	7	8	9	10	Change In Book/Adjusted Carrying Value					16	17	18	19	20	21	22
										11	12	13	14	15							
CUSIP Identification	Description	Foreign	Disposal Date	Name of Purchaser	Number of Shares of Stock	Consideration	Par Value	Actual Cost	Prior Year Book/Adjusted Carrying Value	Unrealized Valuation Increase/(Decrease)	Current Year's (Amortization)/Accretion	Current Year's Other Than Temporary Impairment Recognized	Total Change in Book/Adjusted Carrying Value (11 + 12 - 13)	Total Foreign Exchange Change in Book /Adjusted Carrying Value	Book/Adjusted Carrying Value at Disposal Date	Foreign Exchange Gain (Loss) on Disposal	Realized Gain (Loss) on Disposal	Total Gain (Loss) on Disposal	Bond Interest/Stock Dividends Received During Year	Stated Contractual Maturity Date	NAIC Designation, NAIC Designation Modifier and SVO Administrative Symbol
..31400P-3M-7	FNMA Pool CB4403 MBS 5.000% 08/01/52		03/01/2023	Paydown		8,595	8,595	8,662	8,661	0	(67)	0	(67)	0	8,595	0	0	0	59	08/01/2052	1.A FE
..31400P-KX-4	FNMA Pool CB3909 MBS 4.000% 06/01/52		03/01/2023	Paydown		65,706	65,706	64,926	64,932	0	774	0	774	0	65,706	0	0	0	492	06/01/2052	1.A
..31400P-XV-4	FNMA Pool CB4291 MBS 5.000% 08/01/52		03/01/2023	Paydown		1,220	1,220	1,219	0	0	1	0	1	0	1,220	0	0	0	5	08/01/2052	1.A
..31400Q-2P-9	FNMA Pool CB5281 MBS 5.000% 11/01/52		03/01/2023	Paydown		7,335	7,335	7,208	0	0	127	0	127	0	7,335	0	0	0	31	11/01/2052	1.A
..31400Q-LR-4	FNMA Pool CB4835 MBS 5.000% 10/01/52		03/01/2023	Paydown		9,841	9,841	9,694	9,694	0	147	0	147	0	9,841	0	0	0	68	10/01/2052	1.A
..31400R-EJ-8	FNMA Pool CB5536 MBS 5.000% 01/01/53		03/01/2023	Paydown		9,276	9,276	9,227	0	0	49	0	49	0	9,276	0	0	0	39	01/01/2053	1.A
..3140X4-F5-0	FNMA Pool FM1087 MBS 3.500% 06/01/47		03/01/2023	Paydown		16,503	16,503	16,205	18,138	0	(1,635)	0	(1,635)	0	16,503	0	0	0	93	06/01/2047	1.A
..3140X4-YS-9	FNMA Pool FM1620 MBS 4.000% 09/01/46		03/01/2023	Paydown		16,901	16,901	18,113	18,056	0	(1,156)	0	(1,156)	0	16,901	0	0	0	119	09/01/2046	1.A
..3140X5-RL-9	FNMA Pool FM2290 MBS 3.500% 07/01/47		03/01/2023	Paydown		16,982	16,982	17,942	17,890	0	(908)	0	(908)	0	16,982	0	0	0	98	07/01/2047	1.A
..3140X6-DT-5	FNMA Pool FM2813 MBS 3.000% 04/01/48		03/01/2023	Paydown		23,069	23,069	24,550	24,502	0	(1,433)	0	(1,433)	0	23,069	0	0	0	115	04/01/2048	1.A
..3140X6-RR-4	FNMA Pool FM3195 MBS 3.500% 11/01/45		03/01/2023	Paydown		19,243	19,243	21,309	21,207	0	(1,963)	0	(1,963)	0	19,243	0	0	0	110	11/01/2045	1.A
..3140X7-BJ-7	FNMA Pool FM3640 MBS 4.000% 12/01/47		03/01/2023	Paydown		20,020	20,020	21,762	21,699	0	(1,679)	0	(1,679)	0	20,020	0	0	0	145	12/01/2047	1.A
..3140X7-CQ-0	FNMA Pool FM3678 MBS 3.000% 10/01/47		03/01/2023	Paydown		34,164	34,164	36,961	36,851	0	(2,687)	0	(2,687)	0	34,164	0	0	0	172	10/01/2047	1.A
..3140X7-YM-5	FNMA Pool FM4315 MBS 3.000% 11/01/46		03/01/2023	Paydown		21,676	21,676	23,359	23,274	0	(1,599)	0	(1,599)	0	21,676	0	0	0	100	11/01/2046	1.A
..3140X8-P3-5	FNMA Pool FM4941 MBS 3.000% 02/01/47		03/01/2023	Paydown		12,191	12,191	13,006	12,967	0	(777)	0	(777)	0	12,191	0	0	0	59	02/01/2047	1.A
..3140XG-BP-3	FNMA Pool FS094 MBS 4.000% 03/01/52		03/01/2023	Paydown		96,082	96,082	98,364	98,337	0	(2,254)	0	(2,254)	0	96,082	0	0	0	544	03/01/2052	1.A
..3140XG-FY-0	FNMA Pool FS1082 MBS 2.500% 03/01/52		03/01/2023	Paydown		14,350	14,350	12,507	0	0	1,843	0	1,843	0	14,350	0	0	0	42	03/01/2052	1.A
..3140XG-JV-2	FNMA Pool FS1175 MBS 3.500% 03/01/52		03/01/2023	Paydown		48,327	48,327	49,014	48,997	0	(670)	0	(670)	0	48,327	0	0	0	271	03/01/2052	1.A
..3140XH-EY-9	FNMA Pool FS1950 MBS 4.000% 05/01/52		03/01/2023	Paydown		14,315	14,315	14,470	14,469	0	(154)	0	(154)	0	14,315	0	0	0	95	05/01/2052	1.A
..3140XH-WR-4	FNMA Pool FS2455 MBS 4.000% 07/01/52		03/01/2023	Paydown		15,198	15,198	15,055	15,056	0	141	0	141	0	15,198	0	0	0	102	07/01/2052	1.A
..3140XJ-MN-0	FNMA Pool FS3064 MBS 3.000% 04/01/52		03/01/2023	Paydown		15,121	15,121	13,645	0	0	1,475	0	1,475	0	15,121	0	0	0	45	04/01/2052	1.A
..31410L-C5-9	FNMA Pool 890292 MBS 4.500% 01/01/41		03/01/2023	Paydown		587	587	636	628	0	(41)	0	(41)	0	587	0	0	0	4	01/01/2041	1.A
..31410L-WR-9	FNMA Pool 890856 MBS 3.500% 01/01/47		03/01/2023	Paydown		12,531	12,531	13,187	13,148	0	(617)	0	(617)	0	12,531	0	0	0	65	01/01/2047	1.A
..31416V-DT-8	FNMA Pool AB0113 MBS 5.000% 04/01/35		03/01/2023	Paydown		3,048	3,048	3,333	3,296	0	(248)	0	(248)	0	3,048	0	0	0	23	04/01/2035	1.A
..31416W-T3-6	FNMA Pool AB1469 MBS 4.500% 09/01/40		03/01/2023	Paydown		494	494	540	536	0	(42)	0	(42)	0	494	0	0	0	4	09/01/2040	1.A
..31417A-JM-0	FNMA Pool AB3876 MBS 4.000% 11/01/41		03/01/2023	Paydown		7,940	7,940	8,497	8,414	0	(475)	0	(475)	0	7,940	0	0	0	53	11/01/2041	1.A
..31417A-P6-0	FNMA Pool AB4044 MBS 3.500% 12/01/41		03/01/2023	Paydown		57,526	57,526	59,899	59,706	0	(2,180)	0	(2,180)	0	57,526	0	0	0	292	12/01/2041	1.A
..31417E-N9-8	FNMA Pool AB7615 MBS 3.500% 01/01/43		03/01/2023	Paydown		2,194	2,194	2,300	2,280	0	(86)	0	(86)	0	2,194	0	0	0	13	01/01/2043	1.A
..31417G-T5-5	FNMA Pool AB9571 MBS 3.500% 06/01/43		03/01/2023	Paydown		1,589	1,589	1,649	1,639	0	(50)	0	(50)	0	1,589	0	0	0	6	06/01/2043	1.A
..31418D-ZX-3	FNMA Pool MA4357 MBS 3.000% 05/01/51		03/01/2023	Paydown		11,635	11,635	12,222	12,207	0	(572)	0	(572)	0	11,635	0	0	0	61	05/01/2051	1.A
..31418E-BT-6	FNMA Pool MA4549 MBS 3.000% 02/01/52		03/01/2023	Paydown		20,782	20,782	21,425	21,411	0	(629)	0	(629)	0	20,782	0	0	0	99	02/01/2052	1.A
..31418E-D8-0	FNMA Pool MA4626 MBS 4.000% 06/01/52		03/01/2023	Paydown		39,316	39,316	39,562	39,563	0	(247)	0	(247)	0	39,316	0	0	0	266	06/01/2052	1.A
..31418E-E5-5	FNMA Pool MA4655 MBS 4.000% 07/01/52		03/01/2023	Paydown		22,643	22,643	22,242	22,245	0	399	0	399	0	22,643	0	0	0	152	07/01/2052	1.A
..31418E-F2-1	FNMA Pool MA4684 MBS 4.500% 06/01/52		03/01/2023	Paydown		32,205	32,205	32,573	32,566	0	(361)	0	(361)	0	32,205	0	0	0	243	06/01/2052	1.A
..31418N-YX-3	FNMA Pool AD1593 MBS 4.500% 02/01/40		03/01/2023	Paydown		719	719	774	765	0	(46)	0	(46)	0	719	0	0	0	5	02/01/2040	1.A
..31418P-S7-1	FNMA Pool AD2341 MBS 4.500% 03/01/40		03/01/2023	Paydown		470	470	504	498	0	(27)	0	(27)	0	470	0	0	0	3	03/01/2040	1.A
..31419A-U8-8	FNMA Pool AE0606 MBS 4.000% 11/01/40		03/01/2023	Paydown		1,689	1,689	1,798	1,785	0	(95)	0	(95)	0	1,689	0	0	0	13	11/01/2040	1.A
..37353P-FG-9	GEORGIA ST HSG & Rev Bond Cont Call 4		03/01/2023	Call	100,000	305,000	305,000	343,640	338,800	0	(330)	0	(330)	0	338,470	0	(33,470)	(33,470)	3,050	06/01/2050	1.A FE
..54627R-AL-4	LOUISIANA ST LOCAL GOVT ENVRM Rev Bond		02/01/2023	Paydown	100,000	278,225	278,225	278,225	278,225	0	0	0	0	0	278,225	0	0	0	7,040	02/01/2029	1.A FE
..57563C-DJ-8	MASSACHUSETTS ST Rev Bond Cont Call 5		01/01/2023	Call	100,000	2,500,000	2,500,000	2,768,475	2,500,000	0	0	0	0	0	2,500,000	0	0	0	62,500	01/01/2039	1.C FE
090999999. Subtotal - Bonds - U.S. Special Revenues						5,018,879	5,018,879	5,385,861	5,064,359	0	(55,819)	0	(55,819)	0	5,052,349	0	(33,470)	(33,470)	84,114	XXX	XXX
..00914A-AD-4	AIR LEASE CORP Corp Note MW 2.250% 01/		01/15/2023	Maturity		590,000	590,000	585,787	589,950	0	50	0	50	0	590,000	0	0	0	6,638	01/15/2023	2.B FE
..03066R-AB-1	AmeriCredit Auto AMCAR 2021-2 A2 ABS 0		01/18/2023	Paydown		8,597	8,597	8,596	8,597	0	0	0	0	0	8,597	0	0	0	2	11/18/2024	1.A FE
..05602R-AB-7	BMW Vehicle Owne BMWOT 2022-A A2A ABS		03/25/2023	Paydown		221,683	221,683	221,667	221,672	0	11	0	11	0	221,683	0	0	0	918	12/26/2024	1.A FE
..06051H-FH-9	BANK OF AMERICA CORP Corp Note Call MW		03/05/2023	Call	100,000	2,500,000	2,500,000	2,500,000	2,500,000	0	0	0	0	0	2,500,000	0	0	0	44,375	03/05/2024	1.F FE
..09661R-AD-3	BMW Vehicle Owne BMWOT 2020-A A3 ABS 0		03/25/2023	Paydown		34,312	34,312	34,309	34,311	0	1	0	1	0	34,312	0	0	0	27	10/25/2024	1.A FE

E05.2

STATEMENT AS OF MARCH 31, 2023 OF THE UnitedHealthcare of the Midlands, Inc.

SCHEDULE D - PART 4

Show All Long-Term Bonds and Stock Sold, Redeemed or Otherwise Disposed of During the Current Quarter

1	2	3	4	5	6	7	8	9	10	Change In Book/Adjusted Carrying Value					16	17	18	19	20	21	22	
										11	12	13	14	15								
CUSIP Identification	Description	Foreign	Disposal Date	Name of Purchaser	Number of Shares of Stock	Consideration	Par Value	Actual Cost	Prior Year Book/Adjusted Carrying Value	Unrealized Valuation Increase/(Decrease)	Current Year's (Amortization)/Accretion	Current Year's Other Than Temporary Impairment Recognized	Total Change in Book/Adjusted Carrying Value (11 + 12 - 13)	Total Foreign Exchange Change in Book /Adjusted Carrying Value	Book/Adjusted Carrying Value at Disposal Date	Foreign Exchange Gain (Loss) on Disposal	Realized Gain (Loss) on Disposal	Total Gain (Loss) on Disposal	Bond Interest/Stock Dividends Received During Year	Stated Contractual Maturity Date	NAIC Designation, NAIC Designation Modifier and SVO Administrative Symbol	
..141781-BG-8	CARGILL INC Note Non Call Prv Plc 3.25		03/01/2023	Maturity		441,000	441,000	440,453	440,981	0	19	0	19	0	441,000	0	0	0	7,166	03/01/2023	1.F FE	
..17290X-AU-4	CITIGROUP COMMERCIAL 2016-GC37 AAB CMB		03/01/2023	Paydown		20,102	20,102	20,704	20,186	0	(84)	0	(84)	0	20,102	0	0	0	108	04/10/2049	1.A FM	
..24422E-TG-4	JOHN DEERE CAPITAL CORP Note Non Ca		03/06/2023	Maturity		160,000	160,000	159,808	159,995	0	5	0	5	0	160,000	0	0	0	2,240	03/06/2023	1.F FE	
..254683-CD-5	Discover Card Ex DCENT 2018-A1 A1 ABS		02/15/2023	Paydown		2,100,000	2,100,000	2,099,923	2,099,996	0	4	0	4	0	2,100,000	0	0	0	10,605	08/15/2025	1.A FE	
..26442C-AV-6	DUKE ENERGY CAROLINAS Note Call 3.050%		03/15/2023	Maturity		788,000	788,000	787,078	787,961	0	39	0	39	0	788,000	0	0	0	12,017	03/15/2023	1.F FE	
..281020-AJ-6	EDISON INTL Corp Note Call MW 2.950% 0		03/15/2023	Maturity		300,000	300,000	299,868	299,996	0	4	0	4	0	300,000	0	0	0	4,425	03/15/2023	2.C FE	
..40441J-AC-5	HPEFS Equipment HPEFS 2021-2A A3 ABS Prv		03/20/2023	Paydown		58,647	58,647	58,640	58,645	0	2	0	2	0	58,647	0	0	0	51	09/20/2028	1.A FE	
..44891V-AC-5	Hyundai Auto Lea HALST 2021-B A3 ABS Prv		03/15/2023	Paydown		252,029	252,029	251,991	252,020	0	9	0	9	0	252,029	0	0	0	141	06/17/2024	1.A FE	
..46590J-AT-4	JPMBB COMMERCIAL JPMBB 2015-C32 A2 CMB		03/01/2023	Paydown		99	99	102	99	0	0	0	0	0	99	0	0	0	0	11/15/2048	1.A FM	
..46642C-BH-2	JP MORGAN CHASE JPMCC 2014-C20 A4A1 CMB		03/01/2023	Paydown		511	511	538	513	0	(2)	0	(2)	0	511	0	0	0	3	07/15/2047	1.A FM	
..46647T-AR-9	JP Morgan Chase JPMCC 2017-JP5 A4 CMB		01/01/2023	Paydown		116,261	116,261	117,423	116,473	0	(212)	0	(212)	0	116,261	0	0	0	335	03/15/2050	1.A FM	
..46655K-AD-8	JP Morgan Mortgage Trust JPMIT 2022-6 A3		03/01/2023	Paydown		29,135	29,135	26,832	26,947	0	2,188	0	2,188	0	29,135	0	0	0	163	11/25/2052	1.A FM	
..46656D-AM-3	JP Morgan Mortgage Trust JPMIT 2023-2 A4		03/01/2023	Paydown		30,164	30,164	29,466	30,164	0	698	0	698	0	30,164	0	0	0	126	07/25/2053	1.A FE	
..49327M-ZU-7	KEY BANK NA Note 3.375% 03/07/23		03/07/2023	Maturity		2,000,000	2,000,000	1,999,640	1,999,986	0	14	0	14	0	2,000,000	0	0	0	33,750	03/07/2023	1.G FE	
..67623C-AD-1	OFFICE PPTY INCO Corp Note Call MW 2.6		02/27/2023	Maturity		339,700	339,700	333,637	333,637	0	3,877	0	3,877	0	337,514	0	2,186	2,186	2,406	06/15/2026	3.A FE	
..68389X-BR-5	ORACLE CORP Corp Note Call MW 2.625% 0		02/15/2023	Maturity		1,200,000	1,200,000	1,199,208	1,199,982	0	18	0	18	0	1,200,000	0	0	0	15,750	02/15/2023	2.B FE	
..855244-AN-9	STARBUCKS CORP Corp Note Call MW 3.100		03/01/2023	Maturity		1,300,000	1,300,000	1,299,584	1,299,986	0	14	0	14	0	1,300,000	0	0	0	20,150	03/01/2023	2.A FE	
..88167H-AC-0	Tesla Auto Lease TESLA 2020-A A3 ABS Prv		01/20/2023	Paydown		7,303	7,303	7,301	7,302	0	0	0	0	0	7,303	0	0	0	4	12/20/2023	1.A FE	
..90349G-BF-1	UBS-BARCLAYS COM UBSBB 2013-C6 A4 CMB		03/01/2023	Paydown		227,304	227,304	236,905	227,304	0	(101)	0	(101)	0	227,304	0	0	0	1,054	04/10/2046	1.A FM	
..92348T-AB-0	Verizon Owner Tr VZOT 2020-A A1B ABS 5		03/20/2023	Paydown		172,144	172,144	172,144	172,144	0	0	0	0	0	172,144	0	0	0	1,305	07/22/2024	1.A FE	
..92890P-AF-1	WF-RBS COMMERCIAL WFRBS 2013-C14 ASB CMB		03/01/2023	Paydown		15,302	15,302	15,890	15,299	0	3	0	3	0	15,302	0	0	0	78	06/15/2046	1.A FM	
..95000L-AY-9	WELLS FARGO COMM WFCOM 2016-C33 A3 CMB		02/01/2023	Paydown		2,781	2,781	2,809	2,788	0	(7)	0	(7)	0	2,781	0	0	0	15	03/15/2059	1.A FM	
..202740-JX-8	COM BK AUSTRALIA Corp Note Non Call Prv	D	03/16/2023	Maturity		1,000,000	1,000,000	998,630	999,940	0	60	0	60	0	1,000,000	0	0	0	17,250	03/16/2023	1.D FE	
..262440-AN-3	DRYDEN SENIOR LOAN FUND DRSLF 2017-49A A	D	01/18/2023	Paydown		13,044	13,044	13,044	13,044	0	0	0	0	0	13,044	0	0	0	171	07/18/2030	1.A FE	
..50184N-AR-3	LOM LTD Partnership LOM 2015-A AR2 CLO P	D	01/20/2023	Paydown		22,074	22,074	22,074	22,074	0	0	0	0	0	22,074	0	0	0	296	07/20/2030	1.A FE	
..55818K-AV-3	Madison Park Funding MDPK 2013-11A AR2 C	D	01/23/2023	Paydown		43,398	43,398	43,398	43,398	0	0	0	0	0	43,398	0	0	0	573	07/23/2029	1.A FE	
..55952Y-AP-2	Magnetite Ltd MAGNE 14-8A AR2 CLO Prv Pl	D	01/17/2023	Paydown		4,049	4,049	4,016	4,033	0	16	0	16	0	4,049	0	0	0	52	04/15/2031	1.A FE	
..853254-BJ-8	STANDARD CHARTERED PLC Corp Note Call Pr	D	03/15/2023	Call	100,000	1,000,000	1,000,000	1,000,000	1,000,000	0	0	0	0	0	1,000,000	0	0	0	19,425	03/15/2024	1.G FE	
..92912V-AY-1	VOYA CLO LTD VOYA 2014-2A A1R CLO Prv Pl	D	01/17/2023	Paydown		97,497	97,497	97,497	97,497	0	0	0	0	0	97,497	0	0	0	1,271	04/17/2030	1.A FE	
..92914N-AJ-0	VOYA CLO LTD VOYA 2015-1A A1R CLO Prv Pl	D	01/18/2023	Paydown		36,457	36,457	36,457	36,457	0	0	0	0	0	36,457	0	0	0	475	01/18/2029	1.A FE	
..92915U-AG-9	VOYA CLO LTD VOYA 2017-2A A1R CLO Prv Pl	D	01/17/2023	Paydown		98,817	98,817	98,817	98,817	0	0	0	0	0	98,817	0	0	0	1,278	06/07/2030	1.A FE	
1109999999	Subtotal - Bonds - Industrial and Miscellaneous (Unaffiliated)					15,230,410	15,320,710	15,224,236	15,192,132	0	6,626	0	6,626	0	15,228,224	0	2,186	2,186	204,643	XXX	XXX	
2509999997	Total - Bonds - Part 4					23,372,454	23,462,754	23,706,078	23,335,650	0	(48,632)	0	(48,632)	0	23,403,738	0	(31,284)	(31,284)	324,976	XXX	XXX	
2509999998	Total - Bonds - Part 5					XXX	XXX	XXX	XXX	XXX	XXX	XXX	XXX	XXX	XXX	XXX	XXX	XXX	XXX	XXX	XXX	XXX
2509999999	Total - Bonds					23,372,454	23,462,754	23,706,078	23,335,650	0	(48,632)	0	(48,632)	0	23,403,738	0	(31,284)	(31,284)	324,976	XXX	XXX	
4509999997	Total - Preferred Stocks - Part 4					0	XXX	0	0	0	0	0	0	0	0	0	0	0	0	0	XXX	XXX
4509999998	Total - Preferred Stocks - Part 5					XXX	XXX	XXX	XXX	XXX	XXX	XXX	XXX	XXX	XXX	XXX	XXX	XXX	XXX	XXX	XXX	XXX
4509999999	Total - Preferred Stocks					0	XXX	0	0	0	0	0	0	0	0	0	0	0	0	0	XXX	XXX
5989999997	Total - Common Stocks - Part 4					0	XXX	0	0	0	0	0	0	0	0	0	0	0	0	0	XXX	XXX
5989999998	Total - Common Stocks - Part 5					XXX	XXX	XXX	XXX	XXX	XXX	XXX	XXX	XXX	XXX	XXX	XXX	XXX	XXX	XXX	XXX	XXX
5989999999	Total - Common Stocks					0	XXX	0	0	0	0	0	0	0	0	0	0	0	0	0	XXX	XXX
5999999999	Total - Preferred and Common Stocks					0	XXX	0	0	0	0	0	0	0	0	0	0	0	0	0	XXX	XXX
6009999999	Totals					23,372,454	XXX	23,706,078	23,335,650	0	(48,632)	0	(48,632)	0	23,403,738	0	(31,284)	(31,284)	324,976	XXX	XXX	

E05.3

Schedule DB - Part A - Section 1 - Options, Caps, Floors, Collars, Swaps and Forwards Open

NONE

Schedule DB - Part B - Section 1 - Futures Contracts Open

NONE

Schedule DB - Part B - Section 1B - Brokers with whom cash deposits have been made

NONE

Schedule DB - Part D - Section 1 - Counterparty Exposure for Derivative Instruments Open

NONE

Schedule DB - Part D-Section 2 - Collateral for Derivative Instruments Open - Pledged By

NONE

Schedule DB - Part D-Section 2 - Collateral for Derivative Instruments Open - Pledged To

NONE

Schedule DB - Part E - Derivatives Hedging Variable Annuity Guarantees

NONE

Schedule DL - Part 1 - Reinvested Collateral Assets Owned

NONE

Schedule DL - Part 2 - Reinvested Collateral Assets Owned

NONE

