



HEALTH ANNUAL STATEMENT
FOR THE YEAR ENDED DECEMBER 31, 2023
OF THE CONDITION AND AFFAIRS OF THE
UnitedHealthcare of the Midlands, Inc.

NAIC Group Code 0707 (Current) 0707 (Prior) NAIC Company Code 95591 Employer's ID Number 47-0676824
Organized under the Laws of Nebraska, State of Domicile or Port of Entry NE
Country of Domicile United States of America
Licensed as business type: Health Maintenance Organization
Incorporated/Organized 04/16/1984 Commenced Business 10/01/1984
Statutory Home Office 2717 North 118th Street, Suite 300 Omaha, NE, US 68164-9672
Main Administrative Office 2717 North 118th Street, Suite 300 Omaha, NE, US 68164-9672
Mail Address 9800 Health Care Lane MN006-W500 Minnetonka, MN, US 55343
Primary Location of Books and Records 9800 Health Care Lane MN006-W500 Minnetonka, MN, US 55343
Internet Website Address www.uhc.com
Statutory Statement Contact Andrew J Heitzman 952-931-4352
andrew_heitzman@uhc.com 952-931-4651

OFFICERS

Chief Executive Officer, President, and Chair Jeffrey Scott Stafford Treasurer Peter Marshall Gill
Secretary Alexander McCarthy Miskella # Chief Financial Officer and Vice President James Stevenson Elliston

OTHER

Heather Anastasia Lang, Assistant Secretary Nyle Brent Cottingham, Vice President Robert Andersen Broomfield, President, Commercial

DIRECTORS OR TRUSTEES


Robert Andersen Broomfield Gloria Margaret Sargent Jeffrey Scott Stafford

State of Nebraska County of Douglas State of County of State of County of

The officers of this reporting entity being duly sworn, each depose and say that they are the described officers of said reporting entity, and that on the reporting period stated above, all of the herein described assets were the absolute property of the said reporting entity, free and clear from any liens or claims thereon, except as herein stated, and that this statement, together with related exhibits, schedules and explanations therein contained, annexed or referred to, is a full and true statement of all the assets and liabilities and of the condition and affairs of the said reporting entity as of the reporting period stated above, and of its income and deductions there from for the period ended, and have been completed in accordance with the NAIC Annual Statement Instructions and Accounting Practices and Procedures manual except to the extent that: (1) state law may differ; or, (2) that state rules or regulations require differences in reporting not related to accounting practices and procedures, according to the best of their information, knowledge and belief, respectively. Furthermore, the scope of this attestation by the described officers also includes the related corresponding electronic filing with the NAIC, when required, that is an exact copy (except for formatting differences due to electronic filing) of the enclosed statement. The electronic filing may be requested by various regulators in lieu of or in addition to the enclosed statement.

Signatures of Jeffrey Scott Stafford (Chief Executive Officer, President, and Chair), Alexander McCarthy Miskella # (Secretary), and Peter Marshall Gill (Treasurer)

Subscribed and sworn to before me this 22nd day of January, 2024



- a. Is this an original filing? Yes [X] No []
b. If no,
1. State the amendment number.
2. Date filed.
3. Number of pages attached.



HEALTH ANNUAL STATEMENT

FOR THE YEAR ENDED DECEMBER 31, 2023
OF THE CONDITION AND AFFAIRS OF THE
UnitedHealthcare of the Midlands, Inc.

NAIC Group Code 0707 0707 NAIC Company Code 95591 Employer's ID Number 47-0676824
(Current) (Prior)

Organized under the Laws of Nebraska State of Domicile or Port of Entry NE

Country of Domicile United States of America

Licensed as business type: Health Maintenance Organization

Is HMO Federally Qualified? Yes [] No [X]

Incorporated/Organized 04/16/1984 Commenced Business 10/01/1984

Statutory Home Office 2717 North 118th Street; Suite 300 Omaha, NE, US 68164-9672
(Street and Number) (City or Town, State, Country and Zip Code)

Main Administrative Office 2717 North 118th Street; Suite 300
(Street and Number)
Omaha, NE, US 68164-9672 402-445-5000
(City or Town, State, Country and Zip Code) (Area Code) (Telephone Number)

Mail Address 9800 Health Care Lane MN006-W500 Minnetonka, MN, US 55343
(Street and Number or P.O. Box) (City or Town, State, Country and Zip Code)

Primary Location of Books and Records 9800 Health Care Lane MN006-W500
(Street and Number)
Minnetonka, MN, US 55343 952-931-4352
(City or Town, State, Country and Zip Code) (Area Code) (Telephone Number)

Internet Website Address www.uhc.com

Statutory Statement Contact Andrew J Heitzman 952-931-4352
(Name) (Area Code) (Telephone Number)
andrew_heitzman@uhc.com 952-931-4651
(E-mail Address) (FAX Number)

OFFICERS

Chief Executive Officer, President, and Chair Jeffrey Scott Stafford Treasurer Peter Marshall Gill
 Secretary Alexander McCarthy Miskella # Chief Financial Officer and Vice President James Stevenson Elliston

OTHER

Heather Anastasia Lang, Assistant Secretary Nyie Brent Cottingham, Vice President Robert Andersen Broomfield, President, Commercial

DIRECTORS OR TRUSTEES

Robert Andersen Broomfield Gloria Margaret Sargent Jeffrey Scott Stafford

State of _____ State of Wisconsin State of _____
 County of _____ County of Douglas County of _____

The officers of this reporting entity being duly sworn, each depose and say that they are the described officers of said reporting entity, and that on the reporting period stated above, all of the herein described assets were the absolute property of the said reporting entity, free and clear from any liens or claims thereon, except as herein stated, and that this statement, together with related exhibits, schedules and explanations therein contained, annexed or referred to, is a full and true statement of all the assets and liabilities and of the condition and affairs of the said reporting entity as of the reporting period stated above, and of its income and deductions there from for the period ended, and have been completed in accordance with the NAIC Annual Statement Instructions and Accounting Practices and Procedures manual except to the extent that: (1) state law may differ; or, (2) that state rules or regulations require differences in reporting not related to accounting practices and procedures, according to the best of their information, knowledge and belief, respectively. Furthermore, the scope of this attestation by the described officers also includes the related corresponding electronic filing with the NAIC, when required, that is an exact copy (except for formatting differences due to electronic filing) of the enclosed statement. The electronic filing may be requested by various regulators in lieu of or in addition to the enclosed statement.

 Jeffrey Scott Stafford
 Chief Executive Officer, President, and Chair


 Alexander McCarthy Miskella
 Secretary

 Peter Marshall Gill
 Treasurer

Subscribed and sworn to before me this _____ day of _____

Subscribed and sworn to before me this 10 day of JAN 20 24
Jamie Smith

Subscribed and sworn to before me this _____ day of _____



- a. Is this an original filing?..... Yes [X] No []
- b. If no,
1. State the amendment number.....
 2. Date filed.....
 3. Number of pages attached.....



HEALTH ANNUAL STATEMENT

FOR THE YEAR ENDED DECEMBER 31, 2023
OF THE CONDITION AND AFFAIRS OF THE

UnitedHealthcare of the Midlands, Inc.

NAIC Group Code 0707 0707 NAIC Company Code 95591 Employer's ID Number 47-0676824
(Current) (Prior)

Organized under the Laws of Nebraska, State of Domicile or Port of Entry NE

Country of Domicile United States of America

Licensed as business type: Health Maintenance Organization

Is HMO Federally Qualified? Yes [] No [X]

Incorporated/Organized 04/16/1984 Commenced Business 10/01/1984

Statutory Home Office 2717 North 118th Street; Suite 300 Omaha, NE, US 68164-9672
(Street and Number) (City or Town, State, Country and Zip Code)

Main Administrative Office 2717 North 118th Street; Suite 300
(Street and Number)
Omaha, NE, US 68164-9672 402-445-5000
(City or Town, State, Country and Zip Code) (Area Code) (Telephone Number)

Mail Address 9800 Health Care Lane MN006-W500 Minnetonka, MN, US 55343
(Street and Number or P.O. Box) (City or Town, State, Country and Zip Code)

Primary Location of Books and Records 9800 Health Care Lane MN006-W500
(Street and Number)
Minnetonka, MN, US 55343 952-931-4352
(City or Town, State, Country and Zip Code) (Area Code) (Telephone Number)

Internet Website Address www.uhc.com

Statutory Statement Contact Andrew J Heitzman 952-931-4352
(Name) (Area Code) (Telephone Number)
andrew_heitzman@uhc.com 952-931-4651
(E-mail Address) (FAX Number)

OFFICERS

Chief Executive Officer, President, and Chair Jeffrey Scott Stafford Treasurer Peter Marshall Gill
 Secretary Alexander McCarthy Miskella # Chief Financial Officer and Vice President James Stevenson Elliston

OTHER

Heather Anastasia Lang, Assistant Secretary Nyle Brent Cottingham, Vice President Robert Andersen Broomfield, President, Commercial

DIRECTORS OR TRUSTEES

Robert Andersen Broomfield Gloria Margaret Sargent Jeffrey Scott Stafford

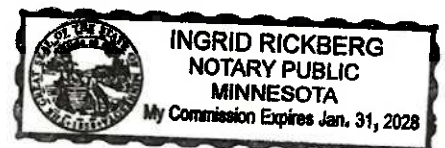
State of _____ State of _____ State of Minnesota
 County of _____ County of _____ County of Hennepin

The officers of this reporting entity being duly sworn, each depose and say that they are the described officers of said reporting entity, and that on the reporting period stated above, all of the herein described assets were the absolute property of the said reporting entity, free and clear from any liens or claims thereon, except as herein stated, and that this statement, together with related exhibits, schedules and explanations therein contained, annexed or referred to, is a full and true statement of all the assets and liabilities and of the condition and affairs of the said reporting entity as of the reporting period stated above, and of its income and deductions there from for the period ended, and have been completed in accordance with the NAIC Annual Statement Instructions and Accounting Practices and Procedures manual except to the extent that: (1) state law may differ; or, (2) that state rules or regulations require differences in reporting not related to accounting practices and procedures, according to the best of their information, knowledge and belief, respectively. Furthermore, the scope of this attestation by the described officers also includes the related corresponding electronic filing with the NAIC, when required, that is an exact copy (except for formatting differences due to electronic filing) of the enclosed statement. The electronic filing may be requested by various regulators in lieu of or in addition to the enclosed statement.

Jeffrey Scott Stafford Alexander McCarthy Miskella Peter Marshall Gill
 Chief Executive Officer, President, and Chair Secretary Treasurer

Subscribed and sworn to before me this _____ day of _____
 Subscribed and sworn to before me this _____ day of _____
 Subscribed and sworn to before me this 02nd day of January 2024

- a. Is this an original filing?..... Yes [X] No []
- b. If no,
1. State the amendment number.....
 2. Date filed.....
 3. Number of pages attached.....



SUMMARY INVESTMENT SCHEDULE

Investment Categories	Gross Investment Holdings		Admitted Assets as Reported in the Annual Statement			
	1 Amount	2 Percentage of Column 1 Line 13	3 Amount	4 Securities Lending Reinvested Collateral Amount	5 Total (Col. 3 + 4) Amount	6 Percentage of Column 5 Line 13
1. Long-Term Bonds (Schedule D, Part 1):						
1.01 U.S. governments	107,615,415	9.310	107,615,415	0	107,615,415	9.310
1.02 All other governments	0	0.000	0	0	0	0.000
1.03 U.S. states, territories and possessions, etc. guaranteed	19,528,939	1.689	19,528,939	0	19,528,939	1.689
1.04 U.S. political subdivisions of states, territories, and possessions, guaranteed	21,295,582	1.842	21,295,582	0	21,295,582	1.842
1.05 U.S. special revenue and special assessment obligations, etc. non-guaranteed	309,425,047	26.768	309,425,047	0	309,425,047	26.768
1.06 Industrial and miscellaneous	452,329,090	39.130	452,329,090	0	452,329,090	39.130
1.07 Hybrid securities	0	0.000	0	0	0	0.000
1.08 Parent, subsidiaries and affiliates	0	0.000	0	0	0	0.000
1.09 SVO identified funds	0	0.000	0	0	0	0.000
1.10 Unaffiliated bank loans	0	0.000	0	0	0	0.000
1.11 Unaffiliated certificates of deposit	0	0.000	0	0	0	0.000
1.12 Total long-term bonds	910,194,073	78.739	910,194,073	0	910,194,073	78.739
2. Preferred stocks (Schedule D, Part 2, Section 1):						
2.01 Industrial and miscellaneous (Unaffiliated)	0	0.000	0	0	0	0.000
2.02 Parent, subsidiaries and affiliates	0	0.000	0	0	0	0.000
2.03 Total preferred stocks	0	0.000	0	0	0	0.000
3. Common stocks (Schedule D, Part 2, Section 2):						
3.01 Industrial and miscellaneous Publicly traded (Unaffiliated)	0	0.000	0	0	0	0.000
3.02 Industrial and miscellaneous Other (Unaffiliated)	0	0.000	0	0	0	0.000
3.03 Parent, subsidiaries and affiliates Publicly traded	0	0.000	0	0	0	0.000
3.04 Parent, subsidiaries and affiliates Other	0	0.000	0	0	0	0.000
3.05 Mutual funds	0	0.000	0	0	0	0.000
3.06 Unit investment trusts	0	0.000	0	0	0	0.000
3.07 Closed-end funds	0	0.000	0	0	0	0.000
3.08 Exchange traded funds	0	0.000	0	0	0	0.000
3.09 Total common stocks	0	0.000	0	0	0	0.000
4. Mortgage loans (Schedule B):						
4.01 Farm mortgages	0	0.000	0	0	0	0.000
4.02 Residential mortgages	0	0.000	0	0	0	0.000
4.03 Commercial mortgages	0	0.000	0	0	0	0.000
4.04 Mezzanine real estate loans	0	0.000	0	0	0	0.000
4.05 Total valuation allowance	0	0.000	0	0	0	0.000
4.06 Total mortgage loans	0	0.000	0	0	0	0.000
5. Real estate (Schedule A):						
5.01 Properties occupied by company	0	0.000	0	0	0	0.000
5.02 Properties held for production of income	0	0.000	0	0	0	0.000
5.03 Properties held for sale	0	0.000	0	0	0	0.000
5.04 Total real estate	0	0.000	0	0	0	0.000
6. Cash, cash equivalents and short-term investments:						
6.01 Cash (Schedule E, Part 1)	364,834	0.032	364,834	0	364,834	0.032
6.02 Cash equivalents (Schedule E, Part 2)	243,607,779	21.074	243,607,779	0	243,607,779	21.074
6.03 Short-term investments (Schedule DA)	0	0.000	0	0	0	0.000
6.04 Total cash, cash equivalents and short-term investments	243,972,613	21.106	243,972,613	0	243,972,613	21.106
7. Contract loans	0	0.000	0	0	0	0.000
8. Derivatives (Schedule DB)	0	0.000	0	0	0	0.000
9. Other invested assets (Schedule BA)	1,793,269	0.155	1,793,269	0	1,793,269	0.155
10. Receivables for securities	0	0.000	0	0	0	0.000
11. Securities Lending (Schedule DL, Part 1).....	0	0.000	0	XXX	XXX	XXX
12. Other invested assets (Page 2, Line 11)	0	0.000	0	0	0	0.000
13. Total invested assets	1,155,959,955	100.000	1,155,959,955	0	1,155,959,955	100.000

SCHEDULE A - VERIFICATION BETWEEN YEARS

Real Estate

1. Book/adjusted carrying value, December 31 of prior year
2. Cost of acquired:
 - 2.1 Actual cost at time of acquisition (Part 2, Column 6)
 - 2.2 Additional investment made after acquisition (Part 2, Column 9)
3. Current year change in encumbrances:
 - 3.1 Totals, Part 1, Column 13
 - 3.2 Totals, Part 3, Column 11
4. Total gain (loss) on disposals, Part 3, Column 18
5. Deduct amounts received on disposals, Part 3, Column 15
6. Total foreign exchange change in book/adjusted carrying value:
 - 6.1 Totals, Part 1, Column 15
 - 6.2 Totals, Part 3, Column 13
7. Deduct current year's other than temporary impairment recognized:
 - 7.1 Totals, Part 1, Column 12
 - 7.2 Totals, Part 3, Column 10
8. Deduct current year's depreciation:
 - 8.1 Totals, Part 1, Column 11
 - 8.2 Totals, Part 3, Column 9
9. Book/adjusted carrying value at the end of current period (Lines 1+2+3+4-5+6-7-8)
10. Deduct total nonadmitted amounts
11. Statement value at end of current period (Line 9 minus Line 10)

NONE

SCHEDULE B - VERIFICATION BETWEEN YEARS

Mortgage Loans

1. Book value/recorded investment excluding accrued interest, December 31 of prior year
2. Cost of acquired:
 - 2.1 Actual cost at time of acquisition (Part 2, Column 7)
 - 2.2 Additional investment made after acquisition (Part 2, Column 8)
3. Capitalized deferred interest and other:
 - 3.1 Totals, Part 1, Column 12
 - 3.2 Totals, Part 3, Column 11
4. Accrual of discount
5. Unrealized valuation increase/(decrease):
 - 5.1 Totals, Part 1, Column 9
 - 5.2 Totals, Part 3, Column 8
6. Total gain (loss) on disposals, Part 3, Column 18
7. Deduct amounts received on disposals, Part 3, Column 15
8. Deduct amortization of premium and mortgage interest points and commitment fees
9. Total foreign exchange change in book value/recorded investment excluding accrued interest:
 - 9.1 Totals, Part 1, Column 13
 - 9.2 Totals, Part 3, Column 13
10. Deduct current year's other than temporary impairment recognized:
 - 10.1 Totals, Part 1, Column 11
 - 10.2 Totals, Part 3, Column 10
11. Book value/recorded investment excluding accrued interest at end of current period (Lines 1+2+3+4+5+6-7-8+9-10)
12. Total valuation allowance
13. Subtotal (Line 11 plus 12)
14. Deduct total nonadmitted amounts
15. Statement value of mortgages owned at end of current period (Line 13 minus Line 14)

NONE

SCHEDULE BA - VERIFICATION BETWEEN YEARS

Other Long-Term Invested Assets

1.	Book/adjusted carrying value, December 31 of prior year	0
2.	Cost of acquired:	
	2.1 Actual cost at time of acquisition (Part 2, Column 8)	2,034,861
	2.2 Additional investment made after acquisition (Part 2, Column 9)	0
		2,034,861
3.	Capitalized deferred interest and other:	
	3.1 Totals, Part 1, Column 16	0
	3.2 Totals, Part 3, Column 12	0
4.	Accrual of discount	0
5.	Unrealized valuation increase/(decrease):	
	5.1 Totals, Part 1, Column 13	0
	5.2 Totals, Part 3, Column 9	0
6.	Total gain (loss) on disposals, Part 3, Column 19	0
7.	Deduct amounts received on disposals, Part 3, Column 16	0
8.	Deduct amortization of premium and depreciation	241,592
9.	Total foreign exchange change in book/adjusted carrying value:	
	9.1 Totals, Part 1, Column 17	0
	9.2 Totals, Part 3, Column 14	0
10.	Deduct current year's other than temporary impairment recognized:	
	10.1 Totals, Part 1, Column 15	0
	10.2 Totals, Part 3, Column 11	0
11.	Book/adjusted carrying value at end of current period (Lines 1+2+3+4+5+6-7-8+9-10)	1,793,269
12.	Deduct total nonadmitted amounts	0
13.	Statement value at end of current period (Line 11 minus Line 12)	1,793,269

SCHEDULE D - VERIFICATION BETWEEN YEARS

Bonds and Stocks

1.	Book/adjusted carrying value, December 31 of prior year	691,288,408
2.	Cost of bonds and stocks acquired, Part 3, Column 7	426,170,185
3.	Accrual of discount	1,388,601
4.	Unrealized valuation increase/(decrease):	
	4.1. Part 1, Column 12	0
	4.2. Part 2, Section 1, Column 15	0
	4.3. Part 2, Section 2, Column 13	0
	4.4. Part 4, Column 11	0
5.	Total gain (loss) on disposals, Part 4, Column 19	3,885,587
6.	Deduction consideration for bonds and stocks disposed of, Part 4, Column 7	209,036,169
7.	Deduct amortization of premium	3,572,179
8.	Total foreign exchange change in book/adjusted carrying value:	
	8.1. Part 1, Column 15	0
	8.2. Part 2, Section 1, Column 19	0
	8.3. Part 2, Section 2, Column 16	0
	8.4. Part 4, Column 15	0
9.	Deduct current year's other than temporary impairment recognized:	
	9.1. Part 1, Column 14	0
	9.2. Part 2, Section 1, Column 17	0
	9.3. Part 2, Section 2, Column 14	0
	9.4. Part 4, Column 13	0
10.	Total investment income recognized as a result of prepayment penalties and/or acceleration fees, Note 5Q, Line 2	69,640
11.	Book/adjusted carrying value at end of current period (Lines 1+2+3+4+5-6-7+8-9+10)	910,194,073
12.	Deduct total nonadmitted amounts	0
13.	Statement value at end of current period (Line 11 minus Line 12)	910,194,073

SCHEDULE D - SUMMARY BY COUNTRY

Long-Term Bonds and Stocks OWNED December 31 of Current Year

Description		1 Book/Adjusted Carrying Value	2 Fair Value	3 Actual Cost	4 Par Value of Bonds
BONDS					
Governments (Including all obligations guaranteed by governments)	1. United States	107,615,415	104,571,411	107,331,594	113,463,828
	2. Canada	0	0	0	0
	3. Other Countries	0	0	0	0
	4. Totals	107,615,415	104,571,411	107,331,594	113,463,828
U.S. States, Territories and Possessions (Direct and guaranteed)	5. Totals	19,528,939	19,338,357	20,666,295	17,895,000
U.S. Political Subdivisions of States, Territories and Possessions (Direct and guaranteed)	6. Totals	21,295,582	21,283,686	23,544,046	20,150,000
U.S. Special Revenue and Special Assessment Obligations and all Non- Guaranteed Obligations of Agencies and Authorities of Governments and their Political Subdivisions	7. Totals	309,425,047	299,630,853	318,076,067	296,266,798
Industrial and Miscellaneous, SVO Identified Funds, Unaffiliated Bank Loans, Unaffiliated Certificates of Deposit and Hybrid Securities (unaffiliated)	8. United States	375,104,930	356,086,248	375,734,100	377,608,884
	9. Canada	16,411,130	15,856,856	16,408,451	16,414,000
	10. Other Countries	60,813,029	57,432,727	60,827,113	60,708,272
	11. Totals	452,329,089	429,375,831	452,969,664	454,731,156
Parent, Subsidiaries and Affiliates	12. Totals	0	0	0	0
	13. Total Bonds	910,194,072	874,200,138	922,587,666	902,506,782
PREFERRED STOCKS					
Industrial and Miscellaneous (unaffiliated)	14. United States	0	0	0	
	15. Canada	0	0	0	
	16. Other Countries	0	0	0	
	17. Totals	0	0	0	
Parent, Subsidiaries and Affiliates	18. Totals	0	0	0	
	19. Total Preferred Stocks	0	0	0	
COMMON STOCKS					
Industrial and Miscellaneous (unaffiliated), Mutual Funds, Unit Investment Trusts, Closed-End Funds and Exchange Traded Funds	20. United States	0	0	0	
	21. Canada	0	0	0	
	22. Other Countries	0	0	0	
	23. Totals	0	0	0	
Parent, Subsidiaries and Affiliates	24. Totals	0	0	0	
	25. Total Common Stocks	0	0	0	
	26. Total Stocks	0	0	0	
	27. Total Bonds and Stocks	910,194,072	874,200,138	922,587,666	

ANNUAL STATEMENT FOR THE YEAR 2023 OF THE UnitedHealthcare of the Midlands, Inc.

SCHEDULE D - PART 1A - SECTION 1

Quality and Maturity Distribution of All Bonds Owned December 31, at Book/Adjusted Carrying Values by Major Types of Issues and NAIC Designations

NAIC Designation	1 1 Year or Less	2 Over 1 Year Through 5 Years	3 Over 5 Years Through 10 Years	4 Over 10 Years Through 20 Years	5 Over 20 Years	6 No Maturity Date	7 Total Current Year	8 Col. 7 as a % of Line 12.7	9 Total from Col. 7 Prior Year	10 % From Col. 8 Prior Year	11 Total Publicly Traded	12 Total Privately Placed (a)
1. U.S. Governments												
1.1 NAIC 1	18,386,303	32,272,764	49,056,923	13,051,071	2,736,892	XXX	115,503,953	12.6	48,536,843	7.0	115,503,953	0
1.2 NAIC 2	0	0	0	0	0	XXX	0	0.0	0	0.0	0	0
1.3 NAIC 3	0	0	0	0	0	XXX	0	0.0	0	0.0	0	0
1.4 NAIC 4	0	0	0	0	0	XXX	0	0.0	0	0.0	0	0
1.5 NAIC 5	0	0	0	0	0	XXX	0	0.0	0	0.0	0	0
1.6 NAIC 6	0	0	0	0	0	XXX	0	0.0	0	0.0	0	0
1.7 Totals	18,386,303	32,272,764	49,056,923	13,051,071	2,736,892	XXX	115,503,953	12.6	48,536,843	7.0	115,503,953	0
2. All Other Governments												
2.1 NAIC 1	0	0	0	0	0	XXX	0	0.0	0	0.0	0	0
2.2 NAIC 2	0	0	0	0	0	XXX	0	0.0	0	0.0	0	0
2.3 NAIC 3	0	0	0	0	0	XXX	0	0.0	0	0.0	0	0
2.4 NAIC 4	0	0	0	0	0	XXX	0	0.0	0	0.0	0	0
2.5 NAIC 5	0	0	0	0	0	XXX	0	0.0	0	0.0	0	0
2.6 NAIC 6	0	0	0	0	0	XXX	0	0.0	0	0.0	0	0
2.7 Totals	0	0	0	0	0	XXX	0	0.0	0	0.0	0	0
3. U.S. States, Territories and Possessions etc., Guaranteed												
3.1 NAIC 1	673,025	9,800,359	9,055,555	0	0	XXX	19,528,939	2.1	21,054,461	3.0	19,528,939	0
3.2 NAIC 2	0	0	0	0	0	XXX	0	0.0	0	0.0	0	0
3.3 NAIC 3	0	0	0	0	0	XXX	0	0.0	0	0.0	0	0
3.4 NAIC 4	0	0	0	0	0	XXX	0	0.0	0	0.0	0	0
3.5 NAIC 5	0	0	0	0	0	XXX	0	0.0	0	0.0	0	0
3.6 NAIC 6	0	0	0	0	0	XXX	0	0.0	0	0.0	0	0
3.7 Totals	673,025	9,800,359	9,055,555	0	0	XXX	19,528,939	2.1	21,054,461	3.0	19,528,939	0
4. U.S. Political Subdivisions of States, Territories and Possessions, Guaranteed												
4.1 NAIC 1	2,304,375	15,872,574	3,118,634	0	0	XXX	21,295,583	2.3	24,356,074	3.5	21,295,583	0
4.2 NAIC 2	0	0	0	0	0	XXX	0	0.0	0	0.0	0	0
4.3 NAIC 3	0	0	0	0	0	XXX	0	0.0	0	0.0	0	0
4.4 NAIC 4	0	0	0	0	0	XXX	0	0.0	0	0.0	0	0
4.5 NAIC 5	0	0	0	0	0	XXX	0	0.0	0	0.0	0	0
4.6 NAIC 6	0	0	0	0	0	XXX	0	0.0	0	0.0	0	0
4.7 Totals	2,304,375	15,872,574	3,118,634	0	0	XXX	21,295,583	2.3	24,356,074	3.5	21,295,583	0
5. U.S. Special Revenue & Special Assessment Obligations, etc., Non-Guaranteed												
5.1 NAIC 1	19,122,424	77,289,124	124,380,258	52,127,777	36,505,463	XXX	309,425,046	33.7	237,877,606	34.4	309,425,045	1
5.2 NAIC 2	0	0	0	0	0	XXX	0	0.0	0	0.0	0	0
5.3 NAIC 3	0	0	0	0	0	XXX	0	0.0	0	0.0	0	0
5.4 NAIC 4	0	0	0	0	0	XXX	0	0.0	0	0.0	0	0
5.5 NAIC 5	0	0	0	0	0	XXX	0	0.0	0	0.0	0	0
5.6 NAIC 6	0	0	0	0	0	XXX	0	0.0	0	0.0	0	0
5.7 Totals	19,122,424	77,289,124	124,380,258	52,127,777	36,505,463	XXX	309,425,046	33.7	237,877,606	34.4	309,425,045	1

S105

ANNUAL STATEMENT FOR THE YEAR 2023 OF THE UnitedHealthcare of the Midlands, Inc.

SCHEDULE D - PART 1A - SECTION 1 (Continued)

Quality and Maturity Distribution of All Bonds Owned December 31, at Book/Adjusted Carrying Values by Major Types of Issues and NAIC Designations

NAIC Designation	1 1 Year or Less	2 Over 1 Year Through 5 Years	3 Over 5 Years Through 10 Years	4 Over 10 Years Through 20 Years	5 Over 20 Years	6 No Maturity Date	7 Total Current Year	8 Col. 7 as a % of Line 12.7	9 Total from Col. 7 Prior Year	10 % From Col. 8 Prior Year	11 Total Publicly Traded	12 Total Privately Placed (a)
6. Industrial & Miscellaneous (Unaffiliated)												
6.1 NAIC 1	23,994,644	178,277,619	112,264,465	3,448,361	679,639	XXX	318,664,728	34.7	248,358,721	35.9	233,475,939	85,188,789
6.2 NAIC 2	7,087,059	63,756,127	60,204,267	2,616,909	0	XXX	133,664,362	14.6	110,771,065	16.0	119,450,858	14,213,504
6.3 NAIC 3	0	0	0	0	0	XXX	0	0.0	333,637	0.0	0	0
6.4 NAIC 4	0	0	0	0	0	XXX	0	0.0	0	0.0	0	0
6.5 NAIC 5	0	0	0	0	0	XXX	0	0.0	0	0.0	0	0
6.6 NAIC 6	0	0	0	0	0	XXX	0	0.0	0	0.0	0	0
6.7 Totals	31,081,703	242,033,746	172,468,732	6,065,270	679,639	XXX	452,329,090	49.3	359,463,423	52.0	352,926,797	99,402,293
7. Hybrid Securities												
7.1 NAIC 1	0	0	0	0	0	XXX	0	0.0	0	0.0	0	0
7.2 NAIC 2	0	0	0	0	0	XXX	0	0.0	0	0.0	0	0
7.3 NAIC 3	0	0	0	0	0	XXX	0	0.0	0	0.0	0	0
7.4 NAIC 4	0	0	0	0	0	XXX	0	0.0	0	0.0	0	0
7.5 NAIC 5	0	0	0	0	0	XXX	0	0.0	0	0.0	0	0
7.6 NAIC 6	0	0	0	0	0	XXX	0	0.0	0	0.0	0	0
7.7 Totals	0	0	0	0	0	XXX	0	0.0	0	0.0	0	0
8. Parent, Subsidiaries and Affiliates												
8.1 NAIC 1	0	0	0	0	0	XXX	0	0.0	0	0.0	0	0
8.2 NAIC 2	0	0	0	0	0	XXX	0	0.0	0	0.0	0	0
8.3 NAIC 3	0	0	0	0	0	XXX	0	0.0	0	0.0	0	0
8.4 NAIC 4	0	0	0	0	0	XXX	0	0.0	0	0.0	0	0
8.5 NAIC 5	0	0	0	0	0	XXX	0	0.0	0	0.0	0	0
8.6 NAIC 6	0	0	0	0	0	XXX	0	0.0	0	0.0	0	0
8.7 Totals	0	0	0	0	0	XXX	0	0.0	0	0.0	0	0
9. SVO Identified Funds												
9.1 NAIC 1	XXX	XXX	XXX	XXX	XXX	0	0	0.0	0	0.0	0	0
9.2 NAIC 2	XXX	XXX	XXX	XXX	XXX	0	0	0.0	0	0.0	0	0
9.3 NAIC 3	XXX	XXX	XXX	XXX	XXX	0	0	0.0	0	0.0	0	0
9.4 NAIC 4	XXX	XXX	XXX	XXX	XXX	0	0	0.0	0	0.0	0	0
9.5 NAIC 5	XXX	XXX	XXX	XXX	XXX	0	0	0.0	0	0.0	0	0
9.6 NAIC 6	XXX	XXX	XXX	XXX	XXX	0	0	0.0	0	0.0	0	0
9.7 Totals	XXX	XXX	XXX	XXX	XXX	0	0	0.0	0	0.0	0	0
10. Unaffiliated Bank Loans												
10.1 NAIC 1	0	0	0	0	0	XXX	0	0.0	0	0.0	0	0
10.2 NAIC 2	0	0	0	0	0	XXX	0	0.0	0	0.0	0	0
10.3 NAIC 3	0	0	0	0	0	XXX	0	0.0	0	0.0	0	0
10.4 NAIC 4	0	0	0	0	0	XXX	0	0.0	0	0.0	0	0
10.5 NAIC 5	0	0	0	0	0	XXX	0	0.0	0	0.0	0	0
10.6 NAIC 6	0	0	0	0	0	XXX	0	0.0	0	0.0	0	0
10.7 Totals	0	0	0	0	0	XXX	0	0.0	0	0.0	0	0
11. Unaffiliated Certificates of Deposit												
11.1 NAIC 1	0	0	0	0	0	XXX	0	0.0	0	0.0	0	0
11.2 NAIC 2	0	0	0	0	0	XXX	0	0.0	0	0.0	0	0
11.3 NAIC 3	0	0	0	0	0	XXX	0	0.0	0	0.0	0	0
11.4 NAIC 4	0	0	0	0	0	XXX	0	0.0	0	0.0	0	0
11.5 NAIC 5	0	0	0	0	0	XXX	0	0.0	0	0.0	0	0
11.6 NAIC 6	0	0	0	0	0	XXX	0	0.0	0	0.0	0	0
11.7 Totals	0	0	0	0	0	XXX	0	0.0	0	0.0	0	0

ANNUAL STATEMENT FOR THE YEAR 2023 OF THE UnitedHealthcare of the Midlands, Inc.

SCHEDULE D - PART 1A - SECTION 1 (Continued)

Quality and Maturity Distribution of All Bonds Owned December 31, at Book/Adjusted Carrying Values by Major Types of Issues and NAIC Designations

NAIC Designation	1 1 Year or Less	2 Over 1 Year Through 5 Years	3 Over 5 Years Through 10 Years	4 Over 10 Years Through 20 Years	5 Over 20 Years	6 No Maturity Date	7 Total Current Year	8 Col. 7 as a % of Line 12.7	9 Total from Col. 7 Prior Year	10 % From Col. 8 Prior Year	11 Total Publicly Traded	12 Total Privately Placed (a)
12. Total Bonds Current Year												
12.1 NAIC 1	(d) 64,480,771	313,512,440	297,875,835	68,627,209	39,921,994	0	784,418,249	85.4	XXX	XXX	699,229,459	85,188,790
12.2 NAIC 2	(d) 7,087,059	63,756,127	60,204,267	2,616,909	0	0	133,664,362	14.6	XXX	XXX	119,450,858	14,213,504
12.3 NAIC 3	(d) 0	0	0	0	0	0	0	0.0	XXX	XXX	0	0
12.4 NAIC 4	(d) 0	0	0	0	0	0	0	0.0	XXX	XXX	0	0
12.5 NAIC 5	(d) 0	0	0	0	0	0	0	0.0	XXX	XXX	0	0
12.6 NAIC 6	(d) 0	0	0	0	0	0	0	0.0	XXX	XXX	0	0
12.7 Totals	71,567,830	377,268,567	358,080,102	71,244,118	39,921,994	0	(b) 918,082,611	100.0	XXX	XXX	818,680,317	99,402,294
12.8 Line 12.7 as a % of Col. 7	7.8	41.1	39.0	7.8	4.3	0.0	100.0	XXX	XXX	XXX	89.2	10.8
13. Total Bonds Prior Year												
13.1 NAIC 1	45,021,993	243,665,948	222,177,990	46,505,021	22,812,753	0	XXX	XXX	580,183,705	83.9	505,620,350	74,563,355
13.2 NAIC 2	5,578,623	42,741,396	59,731,046	2,720,000	0	0	XXX	XXX	110,771,065	16.0	93,322,632	17,448,433
13.3 NAIC 3	0	333,637	0	0	0	0	XXX	XXX	333,637	0.0	333,637	0
13.4 NAIC 4	0	0	0	0	0	0	XXX	XXX	0	0.0	0	0
13.5 NAIC 5	0	0	0	0	0	0	XXX	XXX	(c) 0	0.0	0	0
13.6 NAIC 6	0	0	0	0	0	0	XXX	XXX	(c) 0	0.0	0	0
13.7 Totals	50,600,616	286,740,981	281,909,036	49,225,021	22,812,753	0	XXX	XXX	(b) 691,288,407	100.0	599,276,619	92,011,788
13.8 Line 13.7 as a % of Col. 9	7.3	41.5	40.8	7.1	3.3	0.0	XXX	XXX	100.0	XXX	86.7	13.3
14. Total Publicly Traded Bonds												
14.1 NAIC 1	54,634,519	262,792,490	274,501,126	67,845,247	39,456,077	0	699,229,459	76.2	505,620,350	73.1	699,229,459	XXX
14.2 NAIC 2	7,087,059	56,800,010	54,655,454	908,335	0	0	119,450,858	13.0	93,322,632	13.5	119,450,858	XXX
14.3 NAIC 3	0	0	0	0	0	0	0	0.0	333,637	0.0	0	XXX
14.4 NAIC 4	0	0	0	0	0	0	0	0.0	0	0.0	0	XXX
14.5 NAIC 5	0	0	0	0	0	0	0	0.0	0	0.0	0	XXX
14.6 NAIC 6	0	0	0	0	0	0	0	0.0	0	0.0	0	XXX
14.7 Totals	61,721,578	319,592,500	329,156,580	68,753,582	39,456,077	0	818,680,317	89.2	599,276,619	86.7	818,680,317	XXX
14.8 Line 14.7 as a % of Col. 7	7.5	39.0	40.2	8.4	4.8	0.0	100.0	XXX	XXX	XXX	100.0	XXX
14.9 Line 14.7 as a % of Line 12.7, Col. 7, Section 12	6.7	34.8	35.9	7.5	4.3	0.0	89.2	XXX	XXX	XXX	89.2	XXX
15. Total Privately Placed Bonds												
15.1 NAIC 1	9,846,252	50,719,950	23,374,709	781,962	465,917	0	85,188,790	9.3	74,563,355	10.8	XXX	85,188,790
15.2 NAIC 2	0	6,956,117	5,548,813	1,708,574	0	0	14,213,504	1.5	17,448,433	2.5	XXX	14,213,504
15.3 NAIC 3	0	0	0	0	0	0	0	0.0	0	0.0	XXX	0
15.4 NAIC 4	0	0	0	0	0	0	0	0.0	0	0.0	XXX	0
15.5 NAIC 5	0	0	0	0	0	0	0	0.0	0	0.0	XXX	0
15.6 NAIC 6	0	0	0	0	0	0	0	0.0	0	0.0	XXX	0
15.7 Totals	9,846,252	57,676,067	28,923,522	2,490,536	465,917	0	99,402,294	10.8	92,011,788	13.3	XXX	99,402,294
15.8 Line 15.7 as a % of Col. 7	9.9	58.0	29.1	2.5	0.5	0.0	100.0	XXX	XXX	XXX	XXX	100.0
15.9 Line 15.7 as a % of Line 12.7, Col. 7, Section 12	1.1	6.3	3.2	0.3	0.1	0.0	10.8	XXX	XXX	XXX	XXX	10.8

(a) Includes \$ 99,402,293 freely tradable under SEC Rule 144 or qualified for resale under SEC Rule 144A.

(b) Includes \$ 0 current year of bonds with Z designations and \$ 0 prior year of bonds with Z designations. The letter "Z" means the NAIC designation was not assigned by the Securities Valuation Office (SVO) at the date of the statement.

(c) Includes \$ 0 current year, \$ 0 prior year of bonds with 5GI designations and \$ 0 current year, \$ 0 prior year of bonds with 6* designations. "5GI" means the NAIC designation was assigned by the (SVO) in reliance on the insurer's certification that the issuer is current in all principal and interest payments. "6*" means the NAIC designation was assigned by the SVO due to inadequate certification of principal and interest payments.

(d) Includes the following amount of short-term and cash equivalent bonds by NAIC designation: NAIC 1 \$ 7,888,536 ; NAIC 2 \$ 0 ; NAIC 3 \$ 0 ; NAIC 4 \$ 0 ; NAIC 5 \$ 0 ; NAIC 6 \$ 0

ANNUAL STATEMENT FOR THE YEAR 2023 OF THE UnitedHealthcare of the Midlands, Inc.

SCHEDULE D - PART 1A - SECTION 2

Maturity Distribution of All Bonds Owned December 31, at Book/Adjusted Carrying Values by Major Type and Subtype of Issues

Distribution by Type	1 1 Year or Less	2 Over 1 Year Through 5 Years	3 Over 5 Years Through 10 Years	4 Over 10 Years Through 20 Years	5 Over 20 Years	6 No Maturity Date	7 Total Current Year	8 Col. 7 as a % of Line 12.09	9 Total from Col. 7 Prior Year	10 % From Col. 8 Prior Year	11 Total Publicly Traded	12 Total Privately Placed
1. U.S. Governments												
1.01 Issuer Obligations	14,898,425	21,276,588	40,497,537	4,715,165	0	XXX	81,387,715	8.9	43,843,608	6.3	81,387,716	(1)
1.02 Residential Mortgage-Backed Securities	3,487,878	10,996,175	8,559,386	8,335,906	2,736,892	XXX	34,116,237	3.7	4,693,233	0.7	34,116,237	0
1.03 Commercial Mortgage-Backed Securities	0	0	0	0	0	XXX	0	0.0	0	0.0	0	0
1.04 Other Loan-Backed and Structured Securities	0	0	0	0	0	XXX	0	0.0	0	0.0	0	0
1.05 Totals	18,386,303	32,272,763	49,056,923	13,051,071	2,736,892	XXX	115,503,952	12.6	48,536,841	7.0	115,503,953	(1)
2. All Other Governments												
2.01 Issuer Obligations	0	0	0	0	0	XXX	0	0.0	0	0.0	0	0
2.02 Residential Mortgage-Backed Securities	0	0	0	0	0	XXX	0	0.0	0	0.0	0	0
2.03 Commercial Mortgage-Backed Securities	0	0	0	0	0	XXX	0	0.0	0	0.0	0	0
2.04 Other Loan-Backed and Structured Securities	0	0	0	0	0	XXX	0	0.0	0	0.0	0	0
2.05 Totals	0	0	0	0	0	XXX	0	0.0	0	0.0	0	0
3. U.S. States, Territories and Possessions, Guaranteed												
3.01 Issuer Obligations	673,025	9,800,359	9,055,555	0	0	XXX	19,528,939	2.1	21,054,461	3.0	19,528,939	0
3.02 Residential Mortgage-Backed Securities	0	0	0	0	0	XXX	0	0.0	0	0.0	0	0
3.03 Commercial Mortgage-Backed Securities	0	0	0	0	0	XXX	0	0.0	0	0.0	0	0
3.04 Other Loan-Backed and Structured Securities	0	0	0	0	0	XXX	0	0.0	0	0.0	0	0
3.05 Totals	673,025	9,800,359	9,055,555	0	0	XXX	19,528,939	2.1	21,054,461	3.0	19,528,939	0
4. U.S. Political Subdivisions of States, Territories and Possessions, Guaranteed												
4.01 Issuer Obligations	2,304,375	15,872,574	3,118,634	0	0	XXX	21,295,583	2.3	24,356,074	3.5	21,295,583	0
4.02 Residential Mortgage-Backed Securities	0	0	0	0	0	XXX	0	0.0	0	0.0	0	0
4.03 Commercial Mortgage-Backed Securities	0	0	0	0	0	XXX	0	0.0	0	0.0	0	0
4.04 Other Loan-Backed and Structured Securities	0	0	0	0	0	XXX	0	0.0	0	0.0	0	0
4.05 Totals	2,304,375	15,872,574	3,118,634	0	0	XXX	21,295,583	2.3	24,356,074	3.5	21,295,583	0
5. U.S. Special Revenue & Special Assessment Obligations etc., Non-Guaranteed												
5.01 Issuer Obligations	8,942,068	42,076,461	93,006,786	6,951,002	3,527,087	XXX	154,503,404	16.8	125,720,466	18.2	154,503,403	1
5.02 Residential Mortgage-Backed Securities	10,180,356	33,699,307	31,373,472	45,176,776	32,978,376	XXX	153,408,287	16.7	110,636,488	16.0	153,408,286	1
5.03 Commercial Mortgage-Backed Securities	0	1,513,356	0	0	0	XXX	1,513,356	0.2	1,520,654	0.2	1,513,356	0
5.04 Other Loan-Backed and Structured Securities	0	0	0	0	0	XXX	0	0.0	0	0.0	0	0
5.05 Totals	19,122,424	77,289,124	124,380,258	52,127,778	36,505,463	XXX	309,425,047	33.7	237,877,608	34.4	309,425,045	2
6. Industrial and Miscellaneous												
6.01 Issuer Obligations	19,886,476	176,274,712	130,522,851	5,093,980	0	XXX	331,778,019	36.1	292,068,489	42.2	274,874,471	56,903,548
6.02 Residential Mortgage-Backed Securities	1,405,990	2,869,097	846,181	781,963	465,916	XXX	6,369,147	0.7	1,965,871	0.3	0	6,369,147
6.03 Commercial Mortgage-Backed Securities	3,365,550	12,785,721	33,448,911	189,327	213,722	XXX	50,003,231	5.4	34,351,802	5.0	42,518,633	7,484,598
6.04 Other Loan-Backed and Structured Securities	6,423,686	50,104,215	7,650,790	0	0	XXX	64,178,691	7.0	31,077,260	4.5	35,533,692	28,644,999
6.05 Totals	31,081,702	242,033,745	172,468,733	6,065,270	679,638	XXX	452,329,088	49.3	359,463,422	52.0	352,926,796	99,402,292
7. Hybrid Securities												
7.01 Issuer Obligations	0	0	0	0	0	XXX	0	0.0	0	0.0	0	0
7.02 Residential Mortgage-Backed Securities	0	0	0	0	0	XXX	0	0.0	0	0.0	0	0
7.03 Commercial Mortgage-Backed Securities	0	0	0	0	0	XXX	0	0.0	0	0.0	0	0
7.04 Other Loan-Backed and Structured Securities	0	0	0	0	0	XXX	0	0.0	0	0.0	0	0
7.05 Totals	0	0	0	0	0	XXX	0	0.0	0	0.0	0	0
8. Parent, Subsidiaries and Affiliates												
8.01 Issuer Obligations	0	0	0	0	0	XXX	0	0.0	0	0.0	0	0
8.02 Residential Mortgage-Backed Securities	0	0	0	0	0	XXX	0	0.0	0	0.0	0	0
8.03 Commercial Mortgage-Backed Securities	0	0	0	0	0	XXX	0	0.0	0	0.0	0	0
8.04 Other Loan-Backed and Structured Securities	0	0	0	0	0	XXX	0	0.0	0	0.0	0	0
8.05 Affiliated Bank Loans - Issued	0	0	0	0	0	XXX	0	0.0	0	0.0	0	0
8.06 Affiliated Bank Loans - Acquired	0	0	0	0	0	XXX	0	0.0	0	0.0	0	0
8.07 Totals	0	0	0	0	0	XXX	0	0.0	0	0.0	0	0

8018

ANNUAL STATEMENT FOR THE YEAR 2023 OF THE UnitedHealthcare of the Midlands, Inc.

SCHEDULE D - PART 1A - SECTION 2 (Continued)

Maturity Distribution of All Bonds Owned December 31, at Book/Adjusted Carrying Values by Major Type and Subtype of Issues

Distribution by Type	1 1 Year or Less	2 Over 1 Year Through 5 Years	3 Over 5 Years Through 10 Years	4 Over 10 Years Through 20 Years	5 Over 20 Years	6 No Maturity Date	7 Total Current Year	8 Col. 7 as a % of Line 12.09	9 Total from Col. 7 Prior Year	10 % From Col. 8 Prior Year	11 Total Publicly Traded	12 Total Privately Placed
9. SVO Identified Funds												
9.01 Exchange Traded Funds Identified by the SVO	XXX	XXX	XXX	XXX	XXX	0	0	0.0	0	0.0	0	0
10. Unaffiliated Bank Loans												
10.01 Unaffiliated Bank Loans - Issued	0	0	0	0	0	XXX	0	0.0	0	0.0	0	0
10.02 Unaffiliated Bank Loans - Acquired	0	0	0	0	0	XXX	0	0.0	0	0.0	0	0
10.03 Totals	0	0	0	0	0	XXX	0	0.0	0	0.0	0	0
11. Unaffiliated Certificates of Deposit												
11.01 Totals	0	0	0	0	0	XXX	0	0.0	0	0.0	0	0
12. Total Bonds Current Year												
12.01 Issuer Obligations	46,704,369	265,300,694	276,201,363	16,760,147	3,527,087	XXX	608,493,660	66.3	XXX	XXX	551,590,112	56,903,548
12.02 Residential Mortgage-Backed Securities	15,074,224	47,564,579	40,779,039	54,294,645	36,181,184	XXX	193,893,671	21.1	XXX	XXX	187,524,523	6,369,148
12.03 Commercial Mortgage-Backed Securities	3,365,550	14,299,077	33,448,911	189,327	213,722	XXX	51,516,587	5.6	XXX	XXX	44,031,989	7,484,599
12.04 Other Loan-Backed and Structured Securities	6,423,686	50,104,215	7,650,790	0	0	XXX	64,178,691	7.0	XXX	XXX	35,533,692	28,644,999
12.05 SVO Identified Funds	XXX	XXX	XXX	XXX	XXX	0	0	0.0	XXX	XXX	0	0
12.06 Affiliated Bank Loans	0	0	0	0	0	XXX	0	0.0	XXX	XXX	0	0
12.07 Unaffiliated Bank Loans	0	0	0	0	0	XXX	0	0.0	XXX	XXX	0	0
12.08 Unaffiliated Certificates of Deposit	0	0	0	0	0	XXX	0	0.0	XXX	XXX	0	0
12.09 Totals	71,567,829	377,268,565	358,080,103	71,244,119	39,921,993	0	918,082,609	100.0	XXX	XXX	818,680,316	99,402,293
12.10 Line 12.09 as a % of Col. 7	7.8	41.1	39.0	7.8	4.3	0.0	100.0	XXX	XXX	XXX	89.2	10.8
13. Total Bonds Prior Year												
13.01 Issuer Obligations	30,330,623	227,107,556	227,836,401	18,237,647	3,530,871	XXX	XXX	XXX	507,043,098	73.3	450,337,623	56,705,475
13.02 Residential Mortgage-Backed Securities	10,178,611	31,537,163	25,310,562	30,987,374	19,281,882	XXX	XXX	XXX	117,295,592	17.0	115,329,722	1,965,870
13.03 Commercial Mortgage-Backed Securities	3,765,284	11,899,168	20,208,004	0	0	XXX	XXX	XXX	35,872,456	5.2	28,235,282	7,637,174
13.04 Other Loan-Backed and Structured Securities	6,326,097	16,197,094	8,554,069	0	0	XXX	XXX	XXX	31,077,260	4.5	5,373,993	25,703,267
13.05 SVO Identified Funds	XXX	XXX	XXX	XXX	XXX	0	XXX	XXX	0	0.0	0	0
13.06 Affiliated Bank Loans	0	0	0	0	0	XXX	XXX	XXX	0	0.0	0	0
13.07 Unaffiliated Bank Loans	0	0	0	0	0	XXX	XXX	XXX	0	0.0	0	0
13.08 Unaffiliated Certificates of Deposit	0	0	0	0	0	XXX	XXX	XXX	0	0.0	0	0
13.09 Totals	50,600,615	286,740,981	281,909,036	49,225,021	22,812,753	0	XXX	XXX	691,288,406	100.0	599,276,620	92,011,786
13.10 Line 13.09 as a % of Col. 9	7.3	41.5	40.8	7.1	3.3	0.0	XXX	XXX	100.0	XXX	86.7	13.3
14. Total Publicly Traded Bonds												
14.01 Issuer Obligations	44,309,488	231,482,282	257,219,682	15,051,573	3,527,087	XXX	551,590,112	60.1	450,337,623	65.1	551,590,112	XXX
14.02 Residential Mortgage-Backed Securities	13,668,234	44,695,483	39,932,858	53,512,682	35,715,267	XXX	187,524,524	20.4	115,329,722	16.7	187,524,524	XXX
14.03 Commercial Mortgage-Backed Securities	1,143,685	10,481,213	32,004,041	189,327	213,722	XXX	44,031,988	4.8	28,235,282	4.1	44,031,988	XXX
14.04 Other Loan-Backed and Structured Securities	2,600,171	32,933,521	0	0	0	XXX	35,533,692	3.9	5,373,993	0.8	35,533,692	XXX
14.05 SVO Identified Funds	XXX	XXX	XXX	XXX	XXX	0	0	0.0	0	0.0	0	XXX
14.06 Affiliated Bank Loans	0	0	0	0	0	XXX	0	0.0	0	0.0	0	XXX
14.07 Unaffiliated Bank Loans	0	0	0	0	0	XXX	0	0.0	0	0.0	0	XXX
14.08 Unaffiliated Certificates of Deposit	0	0	0	0	0	XXX	0	0.0	0	0.0	0	XXX
14.09 Totals	61,721,578	319,592,499	329,156,581	68,753,582	39,456,076	0	818,680,316	89.2	599,276,620	86.7	818,680,316	XXX
14.10 Line 14.09 as a % of Col. 7	7.5	39.0	40.2	8.4	4.8	0.0	100.0	XXX	XXX	XXX	100.0	XXX
14.11 Line 14.09 as a % of Line 12.09, Col. 7, Section 12	6.7	34.8	35.9	7.5	4.3	0.0	89.2	XXX	XXX	XXX	89.2	XXX
15. Total Privately Placed Bonds												
15.01 Issuer Obligations	2,394,881	33,818,412	18,981,681	1,708,574	0	XXX	56,903,548	6.2	56,705,475	8.2	XXX	56,903,548
15.02 Residential Mortgage-Backed Securities	1,405,990	2,869,096	846,181	781,963	465,917	XXX	6,369,147	0.7	1,965,870	0.3	XXX	6,369,147
15.03 Commercial Mortgage-Backed Securities	2,221,865	3,817,864	1,444,870	0	0	XXX	7,484,599	0.8	7,637,174	1.1	XXX	7,484,599
15.04 Other Loan-Backed and Structured Securities	3,823,515	17,170,694	7,650,790	0	0	XXX	28,644,999	3.1	25,703,267	3.7	XXX	28,644,999
15.05 SVO Identified Funds	XXX	XXX	XXX	XXX	XXX	0	0	0.0	0	0.0	XXX	0
15.06 Affiliated Bank Loans	0	0	0	0	0	XXX	0	0.0	0	0.0	XXX	0
15.07 Unaffiliated Bank Loans	0	0	0	0	0	XXX	0	0.0	0	0.0	XXX	0
15.08 Unaffiliated Certificates of Deposit	0	0	0	0	0	XXX	0	0.0	0	0.0	XXX	0
15.09 Totals	9,846,251	57,676,066	28,923,522	2,490,537	465,917	0	99,402,293	10.8	92,011,786	13.3	XXX	99,402,293
15.10 Line 15.09 as a % of Col. 7	9.9	58.0	29.1	2.5	0.5	0.0	100.0	XXX	XXX	XXX	XXX	100.0
15.11 Line 15.09 as a % of Line 12.09, Col. 7, Section 12	1.1	6.3	3.2	0.3	0.1	0.0	10.8	XXX	XXX	XXX	XXX	10.8

6015

SCHEDULE DA - VERIFICATION BETWEEN YEARS

Short-Term Investments

	1	2	3	4	5
	Total	Bonds	Mortgage Loans	Other Short-term Investment Assets (a)	Investments in Parent, Subsidiaries and Affiliates
1. Book/adjusted carrying value, December 31 of prior year	0	0	0	0	0
2. Cost of short-term investments acquired	3,417,199	3,417,199	0	0	0
3. Accrual of discount	82,801	82,801	0	0	0
4. Unrealized valuation increase/(decrease)	0	0	0	0	0
5. Total gain (loss) on disposals	0	0	0	0	0
6. Deduct consideration received on disposals	3,500,000	3,500,000	0	0	0
7. Deduct amortization of premium	0	0	0	0	0
8. Total foreign exchange change in book/adjusted carrying value	0	0	0	0	0
9. Deduct current year's other than temporary impairment recognized	0	0	0	0	0
10. Book/adjusted carrying value at end of current period (Lines 1+2+3+4+5-6-7+8-9)	0	0	0	0	0
11. Deduct total nonadmitted amounts	0	0	0	0	0
12. Statement value at end of current period (Line 10 minus Line 11)	0	0	0	0	0

(a) Indicate the category of such assets, for example, joint ventures, transportation equipment:

Schedule DB - Part A - Verification - Options, Caps, Floors, Collars, Swaps and Forwards

N O N E

Schedule DB - Part B - Verification - Futures Contracts

N O N E

Schedule DB - Part C - Section 1 - Replication (Synthetic Asset) Transactions (RSATs) Open

N O N E

Schedule DB-Part C-Section 2-Reconciliation of Replication (Synthetic Asset) Transactions Open

N O N E

Schedule DB - Verification - Book/Adjusted Carrying Value, Fair Value and Potential Exposure of
Derivatives

N O N E

ANNUAL STATEMENT FOR THE YEAR 2023 OF THE UnitedHealthcare of the Midlands, Inc.
SCHEDULE E - PART 2 - VERIFICATION BETWEEN YEARS

(Cash Equivalents)

	1 Total	2 Bonds	3 Money Market Mutual funds	4 Other (a)
1. Book/adjusted carrying value, December 31 of prior year	296,987,824	0	67,652,747	229,335,077
2. Cost of cash equivalents acquired	7,468,564,910	387,333,603	602,941,672	6,478,289,635
3. Accrual of discount	1,439,716	1,439,716	0	0
4. Unrealized valuation increase/(decrease)	0	0	0	0
5. Total gain (loss) on disposals	2,284	2,284	0	0
6. Deduct consideration received on disposals	7,523,386,955	380,887,067	583,503,702	6,558,996,186
7. Deduct amortization of premium	0	0	0	0
8. Total foreign exchange change in book/adjusted carrying value	0	0	0	0
9. Deduct current year's other than temporary impairment recognized	0	0	0	0
10. Book/adjusted carrying value at end of current period (Lines 1+2+3+4+5-6-7+8-9)	243,607,779	7,888,536	87,090,717	148,628,526
11. Deduct total nonadmitted amounts	0	0	0	0
12. Statement value at end of current period (Line 10 minus Line 11)	243,607,779	7,888,536	87,090,717	148,628,526

(a) Indicate the category of such investments, for example, joint ventures, transportation equipment: Qualifying cash pool via SSAP 2R

Schedule A - Part 1 - Real Estate Owned

NONE

Schedule A - Part 2 - Real Estate Acquired and Additions Made

NONE

Schedule A - Part 3 - Real Estate Disposed

NONE

Schedule B - Part 1 - Mortgage Loans Owned

NONE

Schedule B - Part 2 - Mortgage Loans Acquired and Additions Made

NONE

Schedule B - Part 3 - Mortgage Loans Disposed, Transferred or Repaid

NONE

ANNUAL STATEMENT FOR THE YEAR 2023 OF THE UnitedHealthcare of the Midlands, Inc.

SCHEDULE BA - PART 1

Showing Other Long-Term Invested Assets OWNED December 31 of Current Year

1 CUSIP Identification	2 Name or Description	3 Code	4 Location		6 Name of Vendor or General Partner	7 NAIC Designation, NAIC Designation Modifier and SVO Admini- strative Symbol	8 Date Originally Acquired	9 Type and Strategy	10 Actual Cost	11 Fair Value	12 Book/ Adjusted Carrying Value Less Encum- brances	Change in Book/Adjusted Carrying Value					18 Invest- ment Income	19 Commit- ment for Additional Invest- ment	20 Perce- tage of Own- ership
			4 City	5 State								13 Unrealized Valuation Increase/ (Decrease)	14 Current Year's (Depre- ciation) or (Amorti- zation)/ Accretion	15 Current Year's Other- Than- Tempo- rary Impair- ment Recog- nized	16 Capital- ized Deferred Interest and Other	17 Total Foreign Exchange Change in Book/ Adjusted Carrying Value			
000000-00-0	NAHT Timbercreek Apts				Natl Affordable Housing	1.D	04/12/2023	1	2,034,861	1,793,269	1,793,269	0	(241,592)	0	0	0	0	10,644,290	100.000
3799999. Non-Guaranteed Federal Low Income Housing Tax Credit - Unaffiliated									2,034,861	1,793,269	1,793,269	0	(241,592)	0	0	0	10,644,290	XXX	
6099999. Total - Unaffiliated									2,034,861	1,793,269	1,793,269	0	(241,592)	0	0	10,644,290	XXX		
6199999. Total - Affiliated									0	0	0	0	0	0	0	0	XXX		
6299999 - Totals									2,034,861	1,793,269	1,793,269	0	(241,592)	0	0	10,644,290	XXX		

1. Line Book/Adjusted Carrying Value by NAIC Designation Category Footnote:
 Number
 1A 1A ..\$0 1B ..\$0 1C ..\$0 1D ..\$1,793,269 1E ..\$0 1F ..\$0 1G ..\$0
 1B 2A ..\$0 2B ..\$0 2C ..\$0
 1C 3A ..\$0 3B ..\$0 3C ..\$0
 1D 4A ..\$0 4B ..\$0 4C ..\$0
 1E 5A ..\$0 5B ..\$0 5C ..\$0
 1F 6\$0

E07

ANNUAL STATEMENT FOR THE YEAR 2023 OF THE UnitedHealthcare of the Midlands, Inc.

SCHEDULE BA - PART 2

Showing Other Long-Term Invested Assets ACQUIRED AND ADDITIONS MADE December 31 of Current Year

1 CUSIP Identification	2 Name or Description	Location		5 Name of Vendor or General Partner	6 Date Originally Acquired	7 Type and Strategy	8 Actual Cost at Time of Acquisition	9 Additional Investment Made After Acquisition	10 Amount of Encumbrances	11 Percentage of Ownership
		3 City	4 State							
000000-00-0	NAHT Timbercreek Apts			Natl Affordable Housing	04/12/2023	1	2,034,861	0	0	100.000
3799999. Non-Guaranteed Federal Low Income Housing Tax Credit - Unaffiliated							2,034,861	0	0	XXX
6099999. Total - Unaffiliated							2,034,861	0	0	XXX
6199999. Total - Affiliated							0	0	0	XXX
6299999 - Totals							2,034,861	0	0	XXX

ANNUAL STATEMENT FOR THE YEAR 2023 OF THE UnitedHealthcare of the Midlands, Inc.

SCHEDULE BA - PART 3

Showing Other Long-Term Invested Assets DISPOSED, Transferred or Repaid During the Current Year

1 CUSIP Identification	2 Name or Description	Location		5 Name of Purchaser or Nature of Disposal	6 Date Originally Acquired	7 Disposal Date	8 Book/ Adjusted Carrying Value Less Encum- brances, Prior Year	Change in Book/Adjusted Carrying Value						15 Book/ Adjusted Carrying Value Less Encum- brances on Disposal	16 Consid- eration	17 Foreign Exchange Gain (Loss) on Disposal	18 Realized Gain (Loss) on Disposal	19 Total Gain (Loss) on Disposal	20 Invest- ment Income
		3 City	4 State					9 Unrealized Valuation Increase/ (De- crease)	10 Current Year's (Depre- ciation) or (Amorti- zation)/ Accretion	11 Current Year's Other- Than- Tempo- rary Impair- ment Recog- nized	12 Capital- ized Deferred Interest and Other	13 Total Change in Book/ Adjusted Carrying Value (9+10- 11+12)	14 Total Foreign Exchange Change in Book/ Adjusted Carrying Value						
NONE																			
6299999 - Totals																			

ANNUAL STATEMENT FOR THE YEAR 2023 OF THE UnitedHealthcare of the Midlands, Inc.

SCHEDULE D - PART 1

Showing All Long-Term BONDS Owned December 31 of Current Year

1	2	Codes			6	7	Fair Value		10	11	Change in Book/Adjusted Carrying Value				Interest					Dates	
		3	4	5			8	9			12	13	14	15	16	17	18	19	20	21	22
CUSIP Identification	Description	C o d e	F o r e i g n	B o n d C h a r	NAIC Designation, NAIC Designation Modifier and SVO Administrative Symbol	Actual Cost	Rate Used to Obtain Fair Value	Fair Value	Par Value	Book/ Adjusted Carrying Value	Unrealized Valuation Increase/ (Decrease)	Current Year's (Amortization)/ Accretion	Current Year's Other-Than-Temporary Impairment Recognized	Total Foreign Exchange Change in Book/ Adjusted Carrying Value	Rate of	Effective Rate of	When Paid	Admitted Amount Due and Accrued	Amount Received During Year	Acquired	Stated Contractual Maturity Date
912810-0A-9	US Treasury Bond				1.A	2,993,215	94.7590	2,842,770	3,000,000	2,993,540	0	325	0	0	3.500	3.518	FA	39,660	52,500	05/03/2023	02/15/2039
912810-SR-0	US Treasury Note				1.A	1,676,072	64.5000	1,548,000	2,400,000	1,721,625	0	30,543	0	0	1.125	3.389	MN	3,486	27,000	06/30/2022	05/15/2040
912828-3J-7	US Treasury Note				1.A	2,659,358	97.5700	2,634,390	2,700,000	2,694,270	0	6,139	0	0	2.125	2.362	MN	5,016	57,375	12/28/2017	11/30/2024
912828-3Z-1	US Treasury Note				1.A	7,977,845	97.8710	7,829,680	8,000,000	7,996,016	0	3,323	0	0	2.750	2.794	FA	74,341	220,000	03/05/2018	02/28/2025
912828-5C-0	US Treasury Note				1.A	1,399,513	97.7100	1,367,940	1,400,000	1,399,869	0	72	0	0	3.000	3.006	MS	10,672	42,000	09/28/2018	09/30/2025
912828-5J-5	US Treasury Note				1.A	1,497,135	97.6870	1,465,305	1,500,000	1,499,192	0	423	0	0	3.000	3.030	AO	7,665	45,000	10/29/2018	10/31/2025
912828-5N-6	US Treasury Note				1.A	4,051,579	97.4290	3,897,160	4,000,000	4,015,219	0	(7,654)	0	0	2.875	2.670	MN	10,055	115,000	12/27/2018	11/30/2025
912828-V8-0	US Treasury Note				1.A	1,003,988	99.7510	997,510	1,000,000	1,000,050	0	(613)	0	0	2.250	2.188	JJ	9,416	22,500	02/23/2017	01/31/2024
912828-V9-8	US Treasury Note				1.A	494,025	94.9470	474,735	500,000	497,977	0	617	0	0	2.250	2.385	FA	4,249	11,250	02/23/2017	02/15/2027
912828-WJ-5	US Treasury Note	SD			1.A	339,751	99.0250	316,880	320,000	322,399	0	(6,461)	0	0	2.500	0.475	MN	1,033	8,000	12/22/2022	05/15/2024
912828-XB-1	US Treasury Note	SD			1.A	337,978	96.8280	314,691	325,000	329,793	0	(3,814)	0	0	2.125	1.036	MN	892	6,588	11/08/2023	05/15/2025
912828-YE-4	US Treasury Note				1.A	2,950,791	97.5530	2,926,590	3,000,000	2,926,169	0	10,170	0	0	1.250	1.597	FA	12,672	37,500	09/25/2019	08/31/2024
912828-Z0-6	US Treasury Note				1.A	8,164,103	81.7420	8,174,200	10,000,000	8,335,652	0	171,550	0	0	0.625	3.569	MN	8,070	62,500	03/31/2023	05/15/2030
91282C-DJ-7	US Treasury Bond				1.A	4,330,924	83.0580	3,654,552	4,400,000	4,344,129	0	6,621	0	0	1.375	1.547	MN	7,812	60,500	12/29/2021	11/15/2031
91282C-DL-2	US Treasury Note				1.A	2,508,018	89.4490	2,296,225	2,500,000	2,505,782	0	(1,127)	0	0	1.500	1.451	MN	3,279	37,500	12/29/2021	11/30/2028
91282C-EP-2	US Treasury Bond				1.A	1,683,671	92.7010	1,575,917	1,700,000	1,685,888	0	1,463	0	0	2.875	2.988	MN	6,311	48,875	06/30/2022	05/15/2032
91282C-EV-9	US Treasury Note				1.A	4,853,269	96.8000	4,646,400	4,800,000	4,842,789	0	(7,042)	0	0	3.250	3.073	JD	429	156,000	06/30/2022	06/30/2029
91282C-EW-7	US Treasury Note				1.A	2,729,013	97.7360	2,638,872	2,700,000	2,720,757	0	(5,546)	0	0	3.250	3.017	JD	241	87,750	06/30/2022	06/30/2027
91282C-FL-0	US Treasury Note				1.A	2,293,262	99.8160	2,295,768	2,300,000	2,293,301	0	39	0	0	3.875	3.931	MS	22,647	0	12/21/2023	09/30/2029
91282C-FV-8	US Treasury Bond				1.A	3,020,656	101.6850	2,948,865	2,900,000	3,011,428	0	(9,228)	0	0	4.125	3.611	MN	15,446	119,625	02/06/2023	11/15/2032
91282C-FZ-9	US Treasury Bond	SD			1.A	311,700	99.8020	319,366	320,000	311,983	0	283	0	0	3.875	4.578	MN	1,084	6,200	11/08/2023	11/30/2027
91282C-GJ-4	US Treasury Note				1.A	2,726,730	97.8260	2,739,128	2,800,000	2,727,131	0	401	0	0	3.500	3.986	JJ	41,011	0	12/18/2023	01/31/2030
91282C-GM-7	US Treasury Note				1.A	10,021,524	97.0150	9,701,500	10,000,000	10,020,406	0	(1,118)	0	0	3.500	3.474	FA	132,201	175,000	03/31/2023	02/15/2033
91282C-JJ-1	US Treasury Note				1.A FE	3,237,212	105.0150	3,255,465	3,100,000	3,236,812	0	(399)	0	0	4.500	3.955	MN	18,012	0	12/18/2023	11/15/2033
0019999999	Subtotal - Bonds - U.S. Governments - Issuer Obligations					73,261,332	XXX	70,801,909	75,665,000	73,499,177	0	188,967	0	0	XXX	XXX	XXX	435,700	1,398,663	XXX	XXX
36179M-X4-7	GNMA Pool G2 MA0699 MBS		4		1.A	169,813	95.0200	152,708	160,711	168,223	0	(544)	0	0	3.500	2.717	MON	469	5,625	03/30/2016	01/20/2043
36179M-2Y-3	GNMA Pool MA7991 MBS		4		1.A	1,877,350	97.6270	1,779,690	1,822,946	1,876,017	0	(724)	0	0	4.500	4.017	MON	6,836	82,033	04/14/2022	04/20/2052
36179M-JJ-3	GNMA Pool MA7475 MBS		4		1.A	536,107	96.4710	497,855	516,069	535,481	0	(296)	0	0	4.000	3.422	MON	1,720	20,643	02/11/2022	07/20/2051
3617F4-R6-2	GNMA Pool QN5009 MBS		4		1.A	3,682,681	90.0430	3,696,622	4,105,410	3,687,435	0	4,755	0	0	3.000	5.019	MON	10,264	102,635	02/22/2023	07/20/2051
3617XB-DN-4	GNMA Pool C16409 MBS		4		1.A	4,615,176	90.8860	4,706,370	5,178,318	4,618,984	0	3,808	0	0	3.000	5.364	MON	12,946	116,512	02/24/2023	01/20/2052
3617YQ-G2-3	GNMA Pool QM4717 MBS		4		1.A	2,717,620	97.8120	2,738,609	2,799,866	2,718,549	0	929	0	0	4.500	5.117	MON	10,500	104,995	02/21/2023	10/20/2049
36181C-CF-3	GNMA Pool AE8170 MBS		4		1.A	82,107	95.8430	73,161	76,334	80,674	0	(836)	0	0	4.000	3.378	MON	254	3,053	03/10/2016	02/15/2044
36181C-K8-0	GNMA Pool AE8419 MBS		4		1.A	35,841	97.1060	32,239	33,200	35,607	0	335	0	0	4.000	2.145	MON	111	1,328	03/11/2016	06/15/2044
36202F-LN-4	GNMA Pool 4833 SF MBS		4		1.A	143,989	98.0770	131,799	134,383	141,996	0	(523)	0	0	4.000	2.997	MON	448	5,375	03/11/2016	10/20/2040
3622A2-RN-4	GNMA Pool 784093 MBS		4		1.A	124,850	100.6200	113,623	112,923	122,242	0	(1,027)	0	0	5.000	3.610	MON	471	5,646	03/30/2016	06/15/2040
3622AA-US-1	GNMA Pool G2 785204 MBS		4		1.A	5,654,618	86.2800	5,626,014	6,520,640	5,669,320	0	14,702	0	0	2.500	4.773	MON	13,585	108,677	03/31/2023	12/20/2050
3622AB-DV-1	GNMA Pool 785616 MBS		4		1.A	2,621,120	85.8850	2,631,467	3,063,958	2,621,825	0	704	0	0	2.500	3.830	MON	6,383	0	12/19/2023	09/20/2051
3622AB-R5-3	GNMA Pool G2 786008 MBS		4		1.A	3,908,738	83.2330	3,930,046	4,721,767	3,922,492	0	13,754	0	0	2.000	4.887	MON	7,870	62,957	03/31/2023	02/20/2051
3622AC-CC-2	GNMA Pool 786467 MBS		4		1.A	2,514,829	92.6450	2,556,776	2,759,758	2,517,720	0	2,891	0	0	3.500	5.086	MON	8,049	80,493	02/21/2023	01/20/2052
38382X-H3-2	GNMA GNR 2021-159 QJ RMBS		4		1.A	4,110,315	88.1660	3,991,923	4,527,714	4,127,214	0	16,899	0	0	3.000	4.112	MON	11,319	90,554	03/31/2023	09/20/2051
38383G-AV-3	GNMA GNR 2022-10 UH RMBS		4		1.A	1,275,108	87.8060	1,110,600	1,264,831	1,272,459	0	1,015	0	0	2.500	2.382	MON	2,635	31,621	02/02/2022	12/20/2051
0029999999	Subtotal - Bonds - U.S. Governments - Residential Mortgage-Backed Securities					34,070,262	XXX	33,769,502	37,798,828	34,116,238	0	55,842	0	0	XXX	XXX	XXX	93,860	822,147	XXX	XXX
0109999999	Total - U.S. Government Bonds					107,331,594	XXX	104,571,411	113,463,828	107,615,415	0	244,809	0	0	XXX	XXX	XXX	529,560	2,220,810	XXX	XXX
0309999999	Total - All Other Government Bonds					0	XXX	0	0	0	0	0	0	0	XXX	XXX	XXX	0	0	XXX	XXX

E10

ANNUAL STATEMENT FOR THE YEAR 2023 OF THE UnitedHealthcare of the Midlands, Inc.

SCHEDULE D - PART 1

Showing All Long-Term BONDS Owned December 31 of Current Year

1	2	Codes			6	7	Fair Value		10	11	Change in Book/Adjusted Carrying Value				Interest					Dates	
		3	4	5			8	9			12	13	14	15	16	17	18	19	20	21	22
CUSIP Identification	Description	C o d e	F o r e i g n	B o n d C h a r	NAIC Designation, NAIC Designation Modifier and SVO Administrative Symbol	Actual Cost	Rate Used to Obtain Fair Value	Fair Value	Par Value	Book/ Adjusted Carrying Value	Unrealized Valuation Increase/ (Decrease)	Current Year's (Amor-tization)/ Accretion	Current Year's Other-Than-Temporary Impairment Recognized	Total Foreign Exchange Change in Book/ Adjusted Carrying Value	Rate of	Effective Rate of	When Paid	Admitted Amount Due and Accrued	Amount Received During Year	Acquired	Stated Contractual Maturity Date
130630-40-8	CALIFORNIA ST GO Call	2			1.C FE	1,289,520	120.5010	1,301,411	1,080,000	1,276,237	0	(13,283)	0	0	5.000	2.760	AO	13,500	25,200	04/06/2023	10/01/2036
20772K-NY-1	CONNECTICUT ST GO MW	2			1.D FE	330,000	91.2200	301,026	330,000	330,000	0	0	0	0	1.495	1.495	JD	411	4,934	05/20/2021	06/01/2027
20772K-NZ-8	CONNECTICUT ST GO MW	2			1.D FE	370,000	89.5440	331,313	370,000	370,000	0	0	0	0	1.645	1.645	JD	507	6,087	05/20/2021	06/01/2028
20772K-PA-1	CONNECTICUT ST GO MW	2			1.D FE	540,000	88.2570	476,588	540,000	540,000	0	0	0	0	1.890	1.890	JD	851	10,206	05/20/2021	06/01/2029
25476F-UU-0	DIST OF COLUMBIA GO Non Call	2			1.B FE	668,875	100.8790	569,961	565,000	572,087	0	(16,837)	0	0	5.000	1.950	JD	2,354	28,250	12/13/2017	06/01/2024
25476F-UZ-8	DIST OF COLUMBIA GO Cont Call	2			1.B FE	1,196,540	108.2910	1,082,910	1,000,000	1,085,200	0	(23,660)	0	0	5.000	2.387	JD	4,167	50,000	01/24/2019	06/01/2029
419792-KB-1	HAWAII ST GO Cont Call	2			1.C FE	1,098,602	106.0500	917,333	865,000	931,396	0	(23,195)	0	0	5.000	2.110	AO	10,813	43,250	04/01/2016	10/01/2028
546417-DV-5	LOUISIANA ST GO MW	1			1.D FE	1,285,000	85.3280	1,096,465	1,285,000	1,285,000	0	0	0	0	1.704	1.704	JD	1,825	21,896	10/02/2020	06/01/2030
677523-GD-8	OHIO ST GO Call	2			1.A FE	2,508,426	121.0190	2,565,603	2,120,000	2,507,294	0	(1,132)	0	0	5.000	2.741	MS	2,944	0	12/13/2023	03/15/2035
677523-GE-6	OHIO ST GO Call	2			1.A FE	1,154,942	120.0830	1,182,818	985,000	1,154,449	0	(493)	0	0	5.000	2.861	MS	1,368	0	12/13/2023	03/15/2036
70914P-VS-8	PENNSYLVANIA ST GO Cont Call	2			1.D FE	118,243	100.9130	100,913	100,000	100,939	0	(2,028)	0	0	5.000	2.900	JD	222	5,000	05/01/2014	06/15/2027
882724-AM-9	TEXAS ST GO Cont Call	2			1.A FE	2,084,940	108.0890	1,896,962	1,755,000	1,884,340	0	(32,165)	0	0	5.000	2.910	AO	21,938	87,750	03/03/2017	06/01/2029
93974D-PY-8	WASHINGTON ST GO Cont Call	2			1.B FE	117,367	102.1260	102,126	100,000	102,055	0	(1,997)	0	0	5.000	2.900	JJ	2,500	5,000	06/17/2015	07/01/2028
93974D-Y5-1	WASHINGTON ST GO Non Call	2			1.B FE	3,400,460	109.1410	3,055,948	2,800,000	3,066,734	0	(70,737)	0	0	5.000	2.220	FA	58,333	140,000	01/24/2019	08/01/2027
93974E-XP-6	WASHINGTON ST GO Cont Call	2			1.B FE	2,333,800	115.7410	2,314,820	2,000,000	2,292,574	0	(29,401)	0	0	5.000	3.050	FA	41,667	99,444	07/19/2022	08/01/2038
97705M-FZ-3	WISCONSIN ST GO Cont Call	2			1.B FE	2,169,580	102.1080	2,042,160	2,000,000	2,030,634	0	(22,245)	0	0	4.000	2.820	MN	13,333	80,000	03/07/2017	05/01/2028
0419999999	Subtotal - Bonds - U.S. States, Territories and Possessions - Issuer Obligations					20,666,295	XXX	19,338,357	17,895,000	19,528,939	0	(237,173)	0	0	XXX	XXX	XXX	176,733	607,017	XXX	XXX
0509999999	Total - U.S. States, Territories and Possessions Bonds					20,666,295	XXX	19,338,357	17,895,000	19,528,939	0	(237,173)	0	0	XXX	XXX	XXX	176,733	607,017	XXX	XXX
022447-XS-0	ALVIN TX INDEP S GO Non Call	2			1.A FE	613,790	100.2350	501,175	500,000	501,834	0	(14,893)	0	0	5.000	1.970	FA	9,444	25,000	12/09/2015	02/15/2024
180848-SQ-7	CLARK CNTY NV GO Cont Call	2			1.B FE	2,375,980	107.9210	2,158,420	2,000,000	2,138,244	0	(37,992)	0	0	5.000	2.861	JD	8,333	100,000	03/02/2017	06/01/2028
199492-VL-0	COLUMBUS OH GO Cont Call	2			1.A FE	2,722,225	104.6820	2,617,050	2,500,000	2,601,507	0	(25,280)	0	0	4.000	2.850	AO	25,000	100,000	12/13/2018	04/01/2030
232760-5M-6	CYPRESS-FAIRBANK GO Non Call	2			1.A FE	1,190,380	100.2330	1,002,330	1,000,000	1,003,952	0	(32,111)	0	0	5.000	1.740	FA	18,889	50,000	12/07/2017	02/15/2024
249002-HU-3	DENTON TX INDEP GO Cont Call	2			1.A FE	830,000	80.3180	666,639	830,000	830,000	0	0	0	0	1.677	1.677	FA	5,258	13,919	11/25/2020	08/15/2032
30382A-ET-5	FAIRFAX CNTY VA GO Cont Call	2			1.A FE	605,852	105.3100	510,754	485,000	514,180	0	(12,501)	0	0	5.000	2.241	AO	6,063	24,250	01/27/2016	10/01/2031
349460-5N-1	FORT WORTH TX IN GO Cont Call	2			1.A FE	5,744	101.9860	5,099	5,000	5,181	0	(83)	0	0	4.000	2.240	FA	76	200	08/10/2016	02/15/2030
349460-5P-6	FORT WORTH TX IN GO Cont Call	2			1.A FE	11,442	101.7380	10,174	10,000	10,352	0	(160)	0	0	4.000	2.290	FA	151	400	08/10/2016	02/15/2031
442331-T8-7	HOUSTON TX GO Non Call	2			1.D FE	922,144	100.3010	797,393	795,000	798,588	0	(21,531)	0	0	5.000	2.231	MS	13,250	39,750	12/01/2017	03/01/2024
445047-DU-4	HUMBLE TX INDEP GO Cont Call	2			1.A FE	1,874,256	104.7550	1,676,080	1,600,000	1,671,682	0	(32,342)	0	0	5.000	2.810	FA	30,222	80,000	03/15/2017	02/15/2028
517845-AM-5	LAS VEGAS VLY NV GO Cont Call	2			1.C FE	324,871	105.5520	279,713	285,000	280,625	0	(6,201)	0	0	5.000	2.470	JD	1,104	13,250	03/11/2016	06/01/2028
517845-AN-3	LAS VEGAS VLY NV GO Cont Call	2			1.C FE	547,605	105.4800	474,660	450,000	475,557	0	(10,127)	0	0	5.000	2.560	JD	1,875	22,500	03/11/2016	06/01/2029
592112-WS-1	MET GOVT NASHVIL GO Cont Call	2			1.B FE	2,332,840	117.5090	2,350,180	2,000,000	2,288,634	0	(31,538)	0	0	5.000	2.961	JJ	50,000	90,833	07/21/2022	01/01/2036
64966M-AI-9	NEW YORK NY GO Cont Call	2			1.C FE	2,373,860	105.9380	2,118,760	2,000,000	2,113,033	0	(41,673)	0	0	5.000	2.720	FA	41,667	100,000	03/23/2017	08/01/2028
735371-PT-7	PORT OF SEATTLE GO Cont Call	2			1.C FE	1,807,185	106.8760	1,603,140	1,500,000	1,602,317	0	(32,368)	0	0	5.000	2.621	JJ	37,500	75,000	02/24/2017	01/01/2029
939835-PM-4	WASHINGTON & CLA GO Cont Call	2			1.B FE	3,546,750	108.4660	3,253,980	3,000,000	3,203,617	0	(55,244)	0	0	5.000	2.919	JD	6,667	150,000	03/09/2017	06/15/2029
952347-K7-6	W CONTRA COSTA C GO Cont Call	2			1.D FE	145,049	104.0420	124,850	120,000	124,648	0	(2,842)	0	0	5.000	2.491	FA	6,000	6,000	03/02/2016	08/01/2029
952347-K8-4	W CONTRA COSTA C GO Cont Call	2			1.D FE	150,396	103.9180	129,898	125,000	129,723	0	(2,886)	0	0	5.000	2.551	FA	2,604	6,250	03/02/2016	08/01/2030
952347-NB-1	W CONTRA COSTA C GO Cont Call	2			1.D FE	568,108	104.0420	488,997	470,000	488,205	0	(11,132)	0	0	5.000	2.491	FA	9,792	23,500	03/02/2016	08/01/2029
952347-N9-9	W CONTRA COSTA C GO Cont Call	2			1.D FE	595,569	103.9180	514,394	495,000	513,703	0	(11,428)	0	0	5.000	2.551	FA	10,313	24,750	03/02/2016	08/01/2030
0619999999	Subtotal - Bonds - U.S. Political Subdivisions - Issuer Obligations					23,544,046	XXX	21,283,686	20,150,000	21,295,582	0	(382,332)	0	0	XXX	XXX	XXX	280,708	945,602	XXX	XXX
0709999999	Total - U.S. Political Subdivisions Bonds					23,544,046	XXX	21,283,686	20,150,000	21,295,582	0	(382,332)	0	0	XXX	XXX	XXX	280,708	945,602	XXX	XXX
01728A-4R-4	ALLEGHENY CNTY P Rev Bond Cont Call	2			1.F FE	558,257	110.6650	497,993	450,000	512,340	0	(10,433)	0	0	5.000	2.320	JJ	10,375	22,500	05/16/2019	07/15/2031
01728A-4S-2	ALLEGHENY CNTY P Rev Bond Cont Call	2			1.F FE	572,615	110.4380	513,537	465,000	527,090	0	(10,380)	0	0	5.000	2.410	JJ	10,721	23,250	05/16/2019	07/15/2032
04048R-MC-7	ARIZONA BRD OF R Rev Bond Cont Call	2			1.C FE	120,441	103.2350	103,235	100,000	103,358	0	(2,165)	0	0	5.000	2.701	JJ	2,500	5,000	03/05/2015	07/01/2027
04048R-MD-5	ARIZONA BRD OF R Rev Bond Cont Call	2			1.C FE	59,579	103.1900	51,595	50,000	51,582	0	(1,018)	0	0	5.000	2.831	JJ	1,250	2,500	03/05/2015	07/01/2028

ANNUAL STATEMENT FOR THE YEAR 2023 OF THE UnitedHealthcare of the Midlands, Inc.

SCHEDULE D - PART 1

Showing All Long-Term BONDS Owned December 31 of Current Year

1	2	Codes			6	7	Fair Value		10	11	Change in Book/Adjusted Carrying Value				Interest					Dates	
		3	4	5			8	9			12	13	14	15	16	17	18	19	20	21	22
CUSIP Identification	Description	C o d e	F o r e i g n	B o n d C h a r	NAIC Designation, NAIC Designation Modifier and SVO Administrative Symbol	Actual Cost	Rate Used to Obtain Fair Value	Fair Value	Par Value	Book/ Adjusted Carrying Value	Unrealized Valuation Increase/ (Decrease)	Current Year's (Amortization)/ Accretion	Current Year's Other-Than-Temporary Impairment Recognized	Total Foreign Exchange Change in Book/ Adjusted Carrying Value	Rate of	Effective Rate of	When Paid	Admitted Amount Due and Accrued	Amount Received During Year	Acquired	Stated Contractual Maturity Date
047870-MW-7	ATLANTA GA WTR & Rev Bond Cont Call	2			1.C FE	58,922	102.9270	51,464	50,000	51,329	0	(984)	0	0	5.000	2.950	MN	417	2,500	02/26/2015	11/01/2028
052414-VM-8	AUSTIN TX ELEC U Rev Bond Cont Call	2			1.D FE	3,642,656	115.4190	3,693,408	3,200,000	3,620,488	0	(22,168)	0	0	5.000	3.420	MN	20,444	79,111	04/20/2023	11/15/2039
13034A-M3-1	CALIFORNIA ST IN Rev Bond MW	2			1.A FE	420,000	83.7060	351,565	420,000	420,000	0	0	0	0	1.686	1.686	AO	1,770	7,081	12/03/2020	10/01/2030
13034A-M4-9	CALIFORNIA ST IN Rev Bond Cont Call	2			1.A FE	335,000	82.1870	275,326	335,000	335,000	0	0	0	0	1.836	1.836	AO	1,538	6,151	12/03/2020	10/01/2031
13077C-3M-4	CALIFORNIA ST UN Rev Bond Cont Call	2			1.D FE	618,285	106.0130	530,065	500,000	530,010	0	(12,368)	0	0	5.000	2.340	MN	4,167	25,000	03/31/2016	11/01/2030
144838-AE-9	CARROLL CNTY KY Rev Bond Non Call	2			1.F FE	750,000	92.9480	697,110	750,000	750,000	0	0	0	0	1.550	1.550	MS	3,875	11,625	08/15/2019	09/01/2042
153476-AP-1	CENTRAL FL EXPRES Rev Bond Cont Call	2			1.E FE	1,826,130	104.6110	1,569,165	1,500,000	1,588,061	0	(33,686)	0	0	5.000	2.561	JJ	37,500	75,000	03/30/2016	07/01/2029
15504R-FZ-7	CENTRAL PUGET SOU Rev Bond Cont Call	2			1.B FE	223,736	104.1170	197,822	190,000	196,858	0	(3,588)	0	0	5.000	2.961	MN	1,583	9,500	08/05/2015	11/01/2030
167562-TD-9	CHICAGO IL MIDWAY ARPT REVENUE Rev Bond Non Call	2			1.F FE	8,316,929	111.6300	8,422,520	7,545,000	8,316,929	0	0	0	0	5.000	3.520	JJ	0	0	12/15/2023	01/01/2032
181006-HS-9	CLARK CNTY NV PA Rev Bond Cont Call	2			1.D FE	2,745,226	112.9980	2,485,956	2,200,000	2,526,067	0	(55,310)	0	0	5.000	2.130	JJ	55,000	110,000	11/15/2019	07/01/2033
249182-LB-0	DENVER CITY & CNTY CO ARPT Rev Bond Non Call	2			1.E FE	2,474,533	108.4830	2,283,567	2,105,000	2,301,086	0	(36,540)	0	0	5.000	2.950	JD	8,771	105,250	12/19/2018	12/01/2028
25477G-NK-7	DIST OF COLUMBIA INCOME TAX SE Rev Bond Non Call	2			1.B FE	2,055,334	102.0150	1,734,255	1,700,000	1,749,147	0	(52,775)	0	0	5.000	1.800	JD	7,083	85,000	12/07/2017	12/01/2024
25477G-UP-8	DIST OF COLUMBIA INCOME TAX SE Rev Bond Cont Call	2			1.B FE	830,973	117.6850	841,448	715,000	816,373	0	(10,281)	0	0	5.000	3.091	JJ	17,875	33,168	07/13/2022	07/01/2037
29270C-5K-7	ENERGY N W IA ELEC REVENUE Rev Bond Call	2			1.C FE	2,619,117	116.7730	2,656,586	2,275,000	2,602,103	0	(17,013)	0	0	5.000	3.230	JJ	66,670	0	05/03/2023	07/01/2038
29270C-Q7-3	ENERGY N W IA ELEC REVENUE Rev Bond Cont Call	2			1.C FE	1,891,095	105.8460	1,587,690	1,500,000	1,603,867	0	(40,023)	0	0	5.000	2.141	JJ	37,500	75,000	03/31/2016	07/01/2028
3133EM-VU-3	FFC Note Call	2			1.B FE	1,014,608	78.3450	1,018,485	1,300,000	1,031,002	0	15,875	0	0	2.500	4.742	AO	6,951	32,500	12/19/2022	04/14/2036
34160W-B7-8	FLORIDA ST DEPT Rev Bond Non Call	2			1.D FE	1,737,254	108.3200	1,581,472	1,460,000	1,582,079	0	(32,981)	0	0	5.000	2.491	JJ	36,500	73,000	12/13/2018	07/01/2027
37353P-FG-9	GEORGIA ST HSG & Rev Bond Cont Call	2			1.A FE	2,728,590	100.1690	2,424,090	2,420,000	2,671,891	0	(16,292)	0	0	4.000	2.999	JD	8,067	96,800	07/01/2020	06/01/2050
414009-MP-2	HARRIS CNTY TX C Rev Bond Cont Call	2			1.E FE	1,122,836	105.1840	978,211	930,000	1,013,000	0	(27,461)	0	0	5.000	1.841	JD	3,875	46,500	11/13/2019	07/01/2049
419794-ZV-7	HAWAII ST ARPTS SYS REVENUE Rev Bond Cont Call	2			1.E FE	1,758,851	107.1550	1,537,674	1,435,000	1,624,002	0	(39,828)	0	0	5.000	1.930	JJ	35,875	71,750	07/09/2020	07/01/2032
442435-4Q-3	HOUSTON TX UTIL Rev Bond Cont Call	2			1.C FE	17,061	100.6210	15,093	15,000	15,089	0	(234)	0	0	5.000	3.380	MN	96	750	03/13/2014	05/15/2028
452252-LH-0	ILLINOIS ST TOLL Rev Bond Cont Call	2			1.D FE	70,118	104.2240	62,534	60,000	62,279	0	(1,089)	0	0	5.000	3.027	JD	250	3,000	12/10/2015	12/01/2031
45505T-XV-8	INDIANA ST HSG & Rev Bond Cont Call	2			1.B FE	3,553,438	103.2590	3,495,317	3,385,000	3,530,517	0	(15,078)	0	0	4.750	4.114	JJ	80,394	167,487	05/12/2022	07/01/2052
46613P-3D-6	JEA FL WTR & SWR Rev Bond MW	2			1.B FE	2,021,708	101.5810	1,726,877	1,700,000	1,737,667	0	(49,420)	0	0	5.000	2.001	AO	21,250	85,000	12/14/2017	10/01/2024
54627R-AL-4	LOUISIANA ST LOCAL GOVT ENVRNM Rev Bond Sink	2			1.A FE	2,164,389	97.7920	2,116,599	2,164,389	2,164,389	0	0	0	0	3.615	3.609	FA	32,601	93,891	05/12/2022	02/01/2029
54627R-AS-9	LOUISIANA ST LOCAL GOVT ENVRNM Rev Bond Non Call	2			1.A FE	2,390,000	102.4130	2,447,671	2,390,000	2,390,000	0	0	0	0	5.048	5.048	JD	10,054	81,102	03/22/2023	12/01/2034
54811B-G7-0	LOWER COLORADO RIVER TX AUTH T Rev Bond Call	2			1.E FE	936,581	114.9220	948,107	825,000	930,844	0	(5,737)	0	0	5.000	3.390	MN	5,271	19,479	05/10/2023	05/15/2039
574296-BL-2	MARYLAND ST STAD Rev Bond Cont Call	2			1.D FE	910,586	109.5560	849,059	775,000	842,119	0	(14,344)	0	0	5.000	2.860	MN	6,458	38,750	12/12/2018	05/01/2030
57563R-SU-4	MASSACHUSETTS ST Rev Bond Call Sink	2			1.C FE	2,780,000	96.5870	2,685,119	2,780,000	2,780,000	0	0	0	0	4.949	4.949	JJ	68,791	140,640	06/03/2022	07/01/2038
57584J-8F-1	MASSACHUSETTS ST Rev Bond Non Call	2			1.D FE	763,672	100.9630	656,260	650,000	659,294	0	(8,298)	0	0	5.000	2.110	JJ	16,250	32,500	12/15/2017	07/01/2024
576000-ZJ-5	MASSACHUSETTS ST Rev Bond MW Sink	1			1.B FE	3,635,000	86.0430	3,127,663	3,635,000	3,635,000	0	0	0	0	1.753	1.753	FA	24,073	63,722	07/01/2020	08/15/2030
576051-PD-2	MASSACHUSETTS ST Rev Bond Cont Call	2			1.B FE	2,123,472	106.6420	1,770,257	1,660,000	1,786,083	0	(47,107)	0	0	5.000	1.971	FA	34,583	83,000	04/15/2016	08/01/2028
581745-XB-2	MET ATLANTA GA RAPID TRANSIT A Rev Bond Cont Call	2			1.C FE	2,354,960	102.1180	2,118,120	2,000,000	2,104,536	0	(39,808)	0	0	5.000	2.820	JJ	50,000	100,000	03/02/2017	07/01/2029
592190-PC-0	MET NASHVILLE TN ARPT AUTH APP Rev Bond Cont Call	2			1.F FE	4,859,031	108.4640	4,235,519	3,905,000	4,548,426	0	(90,909)	0	0	5.000	2.260	JJ	97,625	195,250	06/24/2020	07/01/2037
59261A-MK-0	MET TRANSPRTN AUTH NY REVENUE Rev Bond Cont Call	2			1.G FE	3,458,435	106.8640	3,168,518	2,965,000	3,145,826	0	(50,132)	0	0	5.000	3.081	MN	18,943	148,250	03/10/2017	11/15/2028
592647-EZ-0	MET WASHINGTON DC ARPTS AUTH A Rev Bond Non Call	2			1.D FE	2,851,992	104.8720	2,516,928	2,400,000	2,572,256	0	(59,977)	0	0	5.000	3.000	AO	30,000	120,000	05/15/2019	10/01/2026
592647-LB-5	MET WASHINGTON DC ARPTS AUTH A Rev Bond Non Call	2			1.D FE	1,181,575	112.0460	1,193,290	1,065,000	1,162,851	0	(12,652)	0	0	5.000	3.461	AO	13,313	53,250	05/25/2022	10/01/2030
592647-LC-3	MET WASHINGTON DC ARPTS AUTH A Rev Bond Non Call	2			1.D FE	1,153,073	113.5290	1,175,025	1,035,000	1,136,511	0	(11,188)	0	0	5.000	3.541	AO	12,938	51,750	05/25/2022	10/01/2031
592647-LD-1	MET WASHINGTON DC ARPTS AUTH A Rev Bond Non Call	2			1.D FE	570,639	114.9680	586,337	510,000	563,123	0	(5,076)	0	0	5.000	3.601	AO	6,375	25,500	05/25/2022	10/01/2032
59447T-UE-1	MICHIGAN ST FIN Rev Bond Non Call	2			1.D FE	1,144,260	101.8460	1,018,460	1,000,000	1,127,087	0	(3,784)	0	0	5.000	4.090	JD	4,167	50,000	01/10/2019	12/01/2044
60416T-SV-1	MINNESOTA ST HSG Rev Bond Call	2			1.B FE	2,400,000	97.1460	2,331,504	2,400,000	2,400,000	0	0	0	0	4.337	4.337	JJ	52,044	102,353	06/09/2022	01/01/2047
605638-BD-6	MISSISSIPPI ST G Rev Bond Non Call	2			1.G FE	1,170,370	105.0120	1,050,120	1,000,000	1,065,439	0	(22,357)	0	0	5.000	2.552	AO	10,556	50,000	01/11/2019	10/15/2026
605638-BE-4	MISSISSIPPI ST G Rev Bond Non Call	2			1.G FE	1,175,672	107.0770	1,065,416	995,000	1,078,644	0	(20,711)	0	0	5.000	2.652	AO	10,503	49,750	01/11/2019	10/15/2027
613603-A2-5	MONTGOMERY CNTY PA HGR EDU & H Rev Bond Cont Call	2			1.G FE	1,228,440	109.3820	1,093,820	1,000,000	1,134,119	0	(21,777)	0	0	5.000	2.450	MS	16,667	50,000	06/21/2019	09/01/2031
631663-RJ-2	NASSAU CNTY NY 1 Rev Bond MW	1			1.A FE	680,000	86.8380	590,498	680,000	680,000	0	0	0	0	1.278	1.278	MN	1,110	8,690	02/05/2021	11/15/2028

E10.2

ANNUAL STATEMENT FOR THE YEAR 2023 OF THE UnitedHealthcare of the Midlands, Inc.

SCHEDULE D - PART 1

Showing All Long-Term BONDS Owned December 31 of Current Year

1	2	Codes			6	7	Fair Value		10	11	Change in Book/Adjusted Carrying Value				Interest					Dates	
		3	4	5			8	9			12	13	14	15	16	17	18	19	20	21	22
CUSIP Identification	Description	C o d e	F o r e i g n	B o n d C h a r	NAIC Designation, NAIC Designation Modifier and SVO Administrative Symbol	Actual Cost	Rate Used to Obtain Fair Value	Fair Value	Par Value	Book/ Adjusted Carrying Value	Unrealized Valuation Increase/ (Decrease)	Current Year's (Amortization)/ Accretion	Current Year's Other-Than-Temporary Impairment Recognized	Total Foreign Exchange Change in Book/ Adjusted Carrying Value	Rate of	Effective Rate of	When Paid	Admitted Amount Due and Accrued	Amount Received During Year	Acquired	Stated Contractual Maturity Date
641480-HX-9	NEVADA ST HIGHWA Rev Bond Non Call				1.B FE	1,263,970	104.5220	1,045,220	1,000,000	1,066,096	0	(28,442)	0	0	5.000	2.000	JD	4,167	50,000	03/03/2016	12/01/2025
646139-5S-0	NEW JERSEY ST TU Rev Bond Cont Call	2			1.E FE	228,544	101.9700	203,940	200,000	203,533	0	(3,423)	0	0	5.000	3.191	JJ	5,000	10,000	10/23/2015	01/01/2031
646139-6M-2	NEW JERSEY ST TU Rev Bond Cont Call	2			1.E FE	2,353,500	107.2330	2,144,660	2,000,000	2,119,783	0	(37,682)	0	0	5.000	2.901	JJ	50,000	100,000	03/30/2017	01/01/2029
64971W-US-7	NEW YORK CITY NY Rev Bond Cont Call	2			1.A FE	861,039	107.7430	781,137	725,000	774,212	0	(13,876)	0	0	5.000	2.850	MN	6,042	36,250	03/09/2017	11/01/2028
64971W-U6-5	NEW YORK CITY NY Rev Bond Cont Call	2			1.A FE	2,061,535	107.2600	1,877,050	1,750,000	1,863,051	0	(31,807)	0	0	5.000	2.950	MN	14,583	87,500	03/09/2017	11/01/2029
64972G-XU-3	NEW YORK CITY NY MUNI WTR FIN Rev Bond Cont Call	2			1.B FE	4,815,447	117.5160	4,113,060	3,500,000	4,411,837	0	(125,485)	0	0	5.000	1.098	JD	7,778	175,000	09/25/2020	06/15/2031
64990C-DT-5	NEW YORK ST DORM Rev Bond Cont Call	2			1.D FE	206,103	105.0050	173,258	165,000	176,095	0	(4,269)	0	0	5.000	2.220	JJ	4,125	8,250	06/02/2016	07/01/2030
64990C-DU-2	NEW YORK ST DORM Rev Bond Cont Call	2			1.D FE	211,482	104.9800	178,466	170,000	181,218	0	(4,313)	0	0	5.000	2.270	JJ	4,250	8,500	06/02/2016	07/01/2031
650035-Q7-6	NEW YORK ST URBAN DEV CORP REV Rev Bond Cont Call	2			1.B FE	1,231,830	103.4530	1,034,530	1,000,000	1,045,512	0	(25,888)	0	0	5.000	2.260	MS	14,722	50,000	03/31/2016	03/15/2029
650036-BW-5	NEW YORK ST URBAN DEV CORP REV Rev Bond Cont Call	2			1.B FE	2,634,360	115.7610	2,315,220	2,000,000	2,430,584	0	(60,289)	0	0	5.000	1.600	MS	29,444	100,000	07/17/2020	03/15/2035
650036-EQ-5	NEW YORK ST URBAN DEV CORP REV Rev Bond Non Call				1.A	5,340	102.5810	5,129	5,000	5,170	0	(137)	0	0	5.000	2.129	MS	74	250	10/05/2022	03/15/2025
650036-ER-3	NEW YORK ST URBAN DEV CORP REV Rev Bond Non Call				1.B FE	528,664	102.6410	508,073	495,000	511,784	0	(13,608)	0	0	5.000	2.129	MS	7,288	24,750	10/05/2022	03/15/2025
658268-ED-5	NORTH CAROLINA S Rev Bond Cont Call	2			1.E FE	3,726,870	112.4860	3,374,580	3,000,000	3,404,686	0	(73,035)	0	0	5.000	2.221	MS	50,000	150,000	05/24/2019	03/01/2032
66285W-ZL-3	N TX TOLLWAY AUT Rev Bond Non Call				1.E FE	1,268,060	112.0250	1,120,250	1,000,000	1,148,721	0	(28,119)	0	0	5.000	1.870	JJ	25,000	50,000	07/17/2019	01/01/2029
67766W-XV-9	OHIO ST WTR DEV AUTH WTR POLL Rev Bond Cont Call	2			1.A FE	2,950,550	108.0860	2,702,150	2,500,000	2,667,014	0	(45,829)	0	0	5.000	2.930	JD	10,417	125,000	03/14/2017	12/01/2029
68450L-EC-5	ORANGE CNTY FL H Rev Bond Cont Call	2			1.E FE	240,509	105.4390	205,606	195,000	208,134	0	(4,560)	0	0	5.000	2.450	AO	2,438	9,750	04/14/2016	10/01/2028
68607V-3J-2	OREGON ST DEPT O Rev Bond MW	2			1.C FE	130,000	97.8000	127,140	130,000	130,000	0	0	0	0	2.915	2.915	AO	947	3,790	04/13/2022	04/01/2025
68607V-3K-9	OREGON ST DEPT O Rev Bond MW	2			1.C FE	105,000	97.2510	102,114	105,000	105,000	0	0	0	0	3.131	3.131	AO	822	3,288	04/13/2022	04/01/2026
68607V-U2-9	OREGON ST DEPT O Rev Bond Cont Call	2			1.C FE	1,803,195	107.6890	1,615,335	1,500,000	1,607,551	0	(31,243)	0	0	5.000	2.680	AO	18,750	75,000	03/23/2017	04/01/2029
709224-PB-9	PENNSYLVANIA ST Rev Bond Cont Call	2			1.F FE	108,095	105.0570	94,551	90,000	94,829	0	(1,909)	0	0	5.000	2.690	JD	375	4,500	05/25/2016	06/01/2028
71883P-JR-9	PHOENIX AZ CIVIC IMPT CORP WST Rev Bond Cont Call	2			1.C FE	29,297	100.9430	25,236	25,000	25,242	0	(474)	0	0	5.000	3.031	JJ	625	1,250	03/19/2014	07/01/2026
71883P-JS-7	PHOENIX AZ CIVIC IMPT CORP WST Rev Bond Cont Call	2			1.C FE	29,082	100.9380	25,235	25,000	25,231	0	(452)	0	0	5.000	3.121	JJ	625	1,250	03/19/2014	07/01/2027
73358W-R4-8	PORT AUTH OF NEW YORK & NEW JE Rev Bond Non Call				1.D FE	883,485	101.1560	783,959	775,000	789,118	0	(19,664)	0	0	5.000	2.370	MS	11,410	38,750	12/20/2018	09/15/2024
735389-H2-7	PORT OF SEATTLE Rev Bond Cont Call	2			1.D FE	1,861,110	108.6840	1,630,260	1,500,000	1,705,843	0	(36,545)	0	0	5.000	2.216	AO	18,750	75,000	07/19/2019	04/01/2032
736742-F9-3	PORTLAND OR SWIR SYS REVENUE Rev Bond Call	2			1.C FE	7,780,791	115.4240	7,779,578	6,740,000	7,725,376	0	(55,415)	0	0	5.000	3.190	JD	28,083	181,606	05/03/2023	12/01/2039
74442C-CR-3	PUBLIC FIN AUTH Rev Bond Cont Call	2			1.F FE	810,063	108.8790	680,494	625,000	751,092	0	(18,463)	0	0	5.000	1.670	JD	2,604	31,250	09/24/2020	06/01/2031
74442C-CS-1	PUBLIC FIN AUTH Rev Bond Cont Call	2			1.F FE	1,406,823	108.8620	1,192,039	1,095,000	1,307,819	0	(31,034)	0	0	5.000	1.781	JD	4,563	54,750	09/24/2020	06/01/2032
80585T-CE-9	SCAGO SC EDUCNL Rev Bond Cont Call	2			1.F FE	92,862	102.5410	82,033	80,000	82,042	0	(1,390)	0	0	5.000	3.141	JD	333	4,000	02/26/2015	12/01/2028
812643-MY-7	SEATTLE WA MUNI LIGHT & PIIR RE Rev Bond Cont Call	2			1.C FE	503,256	105.1860	420,744	400,000	424,791	0	(10,634)	0	0	5.000	2.161	AO	5,000	20,000	01/19/2016	04/01/2028
837151-PK-9	SOUTH CAROLINA S Rev Bond Cont Call	2			1.G FE	109,056	104.1580	93,742	90,000	94,936	0	(1,953)	0	0	5.000	2.641	JD	375	4,500	01/08/2016	12/01/2029
837151-PL-7	SOUTH CAROLINA S Rev Bond Cont Call	2			1.G FE	120,671	103.8970	103,897	100,000	105,364	0	(2,121)	0	0	5.000	2.691	JD	417	5,000	01/08/2016	12/01/2030
842469-AN-8	STHRN CALIFORNIA ST PUBLIC PIIR Rev Bond Call	2			1.D FE	7,050,060	121.2000	7,272,000	6,000,000	6,990,487	0	(59,573)	0	0	5.000	2.991	JJ	150,000	49,167	04/20/2023	07/01/2037
880591-EZ-1	TENN VALLEY AUTHORITY Note Non Call				1.B FE	2,370,569	99.6110	2,380,703	2,390,000	2,373,259	0	2,689	0	0	3.875	4.058	MS	27,269	42,447	03/27/2023	03/15/2028
88283L-HU-3	TEXAS ST TRANSPR Rev Bond MW	2			1.A FE	7,264,810	102.3950	7,167,650	7,000,000	7,236,705	0	(28,105)	0	0	5.178	4.550	AO	90,615	362,460	02/09/2023	04/01/2030
91412G-H2-4	UNIV OF CALIFORNIA CA REVENUES Rev Bond Cont Call	2			1.C FE	203,746	106.0620	169,699	160,000	171,097	0	(4,524)	0	0	5.000	1.990	MN	1,022	8,000	04/08/2016	05/15/2029
91412G-H3-2	UNIV OF CALIFORNIA CA REVENUES Rev Bond Cont Call	2			1.C FE	303,614	105.8540	254,050	240,000	256,184	0	(6,590)	0	0	5.000	2.070	MN	1,533	12,000	04/08/2016	05/15/2030
91412G-H4-0	UNIV OF CALIFORNIA CA REVENUES Rev Bond Cont Call	2			1.C FE	201,066	105.6350	169,016	160,000	170,483	0	(4,263)	0	0	5.000	2.150	MN	1,022	8,000	04/08/2016	05/15/2031
91412H-JT-1	UNIV OF CALIFORNIA CA REVENUES Rev Bond Call MW	1			1.C FE	3,530,000	82.7180	2,919,945	3,530,000	3,530,000	0	0	0	0	2.047	2.047	MN	9,233	72,259	02/24/2021	05/15/2032
91412H-JU-8	UNIV OF CALIFORNIA CA REVENUES Rev Bond Call MW	1			1.C FE	1,470,000	82.1570	1,207,708	1,470,000	1,470,000	0	0	0	0	2.147	2.147	MN	4,033	31,561	02/24/2021	05/15/2033
914302-KC-7	UNIV OF HOUSTON Rev Bond Cont Call	2			1.C FE	1,805,216	117.8500	1,803,488	1,530,000	1,767,025	0	(25,562)	0	0	5.000	2.850	FA	28,900	86,275	06/02/2022	02/15/2034
914437-RV-2	UNIV OF MASSACHUSETTS MA BLDG Rev Bond Cont Call	2			1.C FE	107,866	104.1630	93,747	90,000	93,478	0	(1,823)	0	0	5.000	2.821	MN	750	4,500	02/25/2015	11/01/2029
91514A-HF-5	UNIV OF TEXAS TX Rev Bond Non Call				1.A FE	2,048,398	101.3070	1,722,219	1,700,000	1,734,167	0	(54,176)	0	0	5.000	1.737	FA	32,111	85,000	12/07/2017	08/15/2024
915183-Z7-5	UNIV OF UTAH UT Rev Bond Cont Call	2			1.B FE	4,252,536	117.6920	4,236,912	3,600,000	4,176,865	0	(57,428)	0	0	5.000	2.910	FA	75,000	192,500	06/03/2022	08/01/2037
92778V-FC-7	VIRGINIA ST CLG BLDG AUTH EDUC Rev Bond Non Call				1.B FE	1,596,980	100.1600	1,362,176	1,360,000	1,363,448	0	(40,666)	0	0	5.000	1.961	FA	28,333	68,000	12/13/2017	02/01/2024

ANNUAL STATEMENT FOR THE YEAR 2023 OF THE UnitedHealthcare of the Midlands, Inc.

SCHEDULE D - PART 1

Showing All Long-Term BONDS Owned December 31 of Current Year

1	2	Codes			6	7	Fair Value		10	11	Change in Book/Adjusted Carrying Value				Interest					Dates	
		3	4	5			8	9			12	13	14	15	16	17	18	19	20	21	22
CUSIP Identification	Description	Code	For	Bond Char	NAIC Designation, NAIC Designation Modifier and SVO Administrative Symbol	Actual Cost	Rate Used to Obtain Fair Value	Fair Value	Par Value	Book/ Adjusted Carrying Value	Unrealized Valuation Increase/ (Decrease)	Current Year's (Amortization)/ Accretion	Current Year's Other-Than-Temporary Impairment Recognized	Total Foreign Exchange Change in Book/ Adjusted Carrying Value	Rate of	Effective Rate of	When Paid	Admitted Amount Due and Accrued	Amount Received During Year	Acquired	Stated Contractual Maturity Date
927793-D2-2	VIRGINIA ST CMML Rev Bond Non Call				1.B FE	294,143	100.7870	251,968	250,000	252,707	0	(7,202)	0	0	5.000	2.051	MON	1,597	12,500	12/01/2017	05/15/2024
977100-HH-9	WISCONSIN ST GEN FUND ANNUAL A Rev Bond Non Call				1.C FE	5,963,820	100.2940	6,017,640	6,000,000	5,969,075	0	5,255	0	0	4.346	4.456	MON	43,460	184,705	02/07/2023	05/01/2029
0819999999	Subtotal - Bonds - U.S. Special Revenues - Issuer Obligations					162,896,372	XXX	151,695,957	143,054,389	154,503,405	0	(1,893,084)	0	0	XXX	XXX	XXX	1,828,504	5,520,858	XXX	XXX
3128MJ-LX-6	FHLMC Pool G08597 MBS		4		1.A	27,337	93.8710	25,043	26,678	27,212	0	(43)	0	3.500	3.190	MON	78	934	07/18/2014	07/01/2044	
3128MM-K2-8	FHLMC Pool G18312 MBS		4		1.A	1,349	99.4190	1,256	1,263	1,271	0	(10)	0	4.000	0.562	MON	4	51	12/18/2013	06/01/2024	
31294M-FJ-5	FHLMC Pool E02869 MBS		4		1.A	6,659	98.7970	6,162	6,237	6,353	0	(13)	0	4.000	2.074	MON	21	249	01/28/2014	04/01/2026	
3131XX-5D-9	FHLMC Pool ZM4444 MBS		4		1.A	568,359	93.4370	490,586	525,043	565,893	0	(1,214)	0	3.500	2.249	MON	1,531	18,377	01/21/2021	10/01/2047	
3132AD-UB-2	FHLMC Pool ZT1478 MBS		4		1.A	1,238,725	94.1830	1,062,424	1,128,037	1,231,927	0	(2,883)	0	3.500	1.879	MON	3,290	39,481	06/04/2021	01/01/2045	
3132DQ-MS-2	FHLMC Pool SD3069 MBS		4		1.A	1,414,602	103.0570	1,444,755	1,401,898	1,414,491	0	(111)	0	6.000	5.932	MON	7,009	21,028	09/19/2023	04/01/2053	
3132E0-2M-3	FHLMC Pool SD4380 MBS		4		1.A	2,362,031	102.7700	2,360,166	2,296,544	2,361,944	0	(87)	0	6.000	5.772	MON	11,483	0	12/15/2023	11/01/2053	
3132HA-CQ-2	FHLMC Pool U90979 MBS		4		1.A	1,760,813	94.1970	1,598,810	1,697,297	1,751,480	0	(2,611)	0	3.500	3.043	MON	4,950	59,405	06/25/2019	07/01/2042	
3132H7-DU-5	FHLMC Pool U99114 MBS		4		1.A	1,821,219	93.9490	1,649,179	1,755,392	1,814,876	0	(1,981)	0	3.500	2.903	MON	5,120	61,439	06/27/2019	02/01/2044	
3132HM-WL-1	FHLMC Pool Q11551 MBS		4		1.A	65,470	94.5640	58,133	61,474	64,179	0	(983)	0	3.500	2.976	MON	179	2,152	04/25/2013	09/01/2042	
3132L8-SW-8	FHLMC Pool V83233 MBS		4		1.A	631,812	96.6640	591,420	611,832	629,246	0	(1,165)	0	4.000	3.640	MON	2,039	24,473	03/29/2018	06/01/2047	
31335A-SZ-7	FHLMC Pool G60864 MBS		4		1.A	757,555	91.0900	643,500	706,448	752,981	0	(2,328)	0	3.000	2.176	MON	1,766	21,193	07/08/2020	02/01/2047	
31335A-US-5	FHLMC Pool G60604 MBS		4		1.A	263,977	93.9540	240,037	255,484	262,721	0	(439)	0	3.500	3.116	MON	745	8,942	10/30/2017	10/01/2045	
31335A-WT-1	FHLMC Pool G60658 MBS		4		1.A	659,821	94.6780	562,797	594,433	655,534	0	(1,775)	0	3.500	1.916	MON	1,734	20,805	01/08/2021	07/01/2046	
31335A-WU-8	FHLMC Pool G60659 MBS		4		1.A	828,210	94.0110	773,653	822,938	827,555	0	(220)	0	3.500	3.411	MON	2,400	28,803	03/29/2018	08/01/2046	
31335A-ZA-9	FHLMC Pool G60737 MBS		4		1.A	631,795	100.0420	598,224	597,972	627,877	0	(1,570)	0	4.500	3.575	MON	2,242	26,909	03/06/2019	08/01/2042	
31335B-C9-5	FHLMC Pool G60996 MBS		4		1.A	545,698	94.0100	494,285	525,776	543,641	0	(370)	0	3.500	2.952	MON	1,534	18,402	08/16/2017	05/01/2047	
31335B-CQ-7	FHLMC Pool G60979 MBS		4		1.A	512,277	96.6650	466,268	482,356	509,722	0	(835)	0	4.000	2.875	MON	1,608	19,294	10/16/2017	05/01/2046	
31335B-DF-0	FHLMC Pool G61002 MBS		4		1.A	448,379	96.6640	407,836	421,911	445,658	0	(1,524)	0	4.000	3.117	MON	1,406	16,876	09/20/2017	05/01/2047	
3133B1-TA-9	FHLMC Pool QD4145 MBS		4		1.A	1,658,028	86.1270	1,396,053	1,620,924	1,657,191	0	(454)	0	2.500	2.056	MON	3,377	40,523	12/23/2021	01/01/2052	
3133B0-QU-2	FHLMC Pool QE4067 MBS		4		1.A	3,078,906	99.1130	3,012,982	3,039,957	3,078,060	0	(257)	0	5.000	4.709	MON	12,666	151,998	06/16/2022	06/01/2052	
3133B0-W5-0	FHLMC Pool QE4268 MBS		4		1.A	2,184,430	99.6010	2,120,064	2,128,556	2,182,838	0	(885)	0	5.000	4.655	MON	8,869	106,428	06/09/2022	06/01/2052	
3133B0-XS-7	FHLMC Pool QE5189 MBS		4		1.A	1,097,155	97.4280	1,063,449	1,091,527	1,096,948	0	(108)	0	4.500	4.423	MON	4,093	49,119	07/13/2022	06/01/2052	
3133BJ-6L-1	FHLMC Pool QE8975 MBS		4		1.A	4,167,001	99.7860	4,187,548	4,196,508	4,167,226	0	225	0	5.000	5.098	MON	17,485	157,369	02/27/2023	08/01/2052	
3133KL-A7-2	FHLMC Pool RA4530 MBS		4		1.A	1,749,588	85.1300	1,426,998	1,676,252	1,744,841	0	(1,861)	0	2.500	2.068	MON	3,492	41,906	04/29/2021	02/01/2051	
3133KP-5U-8	FHLMC Pool RA8059 MBS		4		1.A	7,035,075	100.7430	7,068,589	7,016,437	7,034,730	0	(344)	0	5.500	5.448	MON	32,159	289,428	02/24/2023	10/01/2052	
3133KR-ST-7	FHLMC Pool RA9858 MBS		4		1.A	4,598,068	101.8260	4,621,365	4,538,500	4,597,885	0	(182)	0	6.000	5.913	MON	22,693	0	12/07/2023	09/01/2053	
3136BH-M4-2	FNMA Pool 190379 MBS		4		1.A	238,647	103.0660	220,225	213,674	232,995	0	(1,974)	0	5.500	3.513	MON	979	11,752	02/16/2017	05/01/2037	
3136BQ-JN-7	FNMA FNR 2023-53 CMO		4		1.A	2,121,124	101.6090	2,156,600	2,122,450	2,121,544	0	420	0	7.000	7.106	MON	2,476	24,762	10/20/2023	11/25/2053	
3138A4-Y5-8	FNMA Pool AH3431 MBS		4		1.A	4,851	98.2230	4,735	4,820	4,820	0	(3)	0	3.500	3.272	MON	14	169	03/11/2011	01/01/2026	
3138A6-AK-6	FNMA Pool AH4509 MBS		4		1.A	18,459	97.4570	17,791	18,255	18,255	0	(19)	0	3.500	3.297	MON	53	639	01/14/2011	01/01/2026	
3138AB-EL-6	FNMA Pool AH6438 MBS		4		1.A	5,542	98.2230	5,431	5,530	5,525	0	0	0	3.500	3.373	MON	16	194	04/13/2011	02/01/2026	
3138AW-NM-1	FNMA Pool AJ4895 MBS		4		1.A	225,361	97.3970	207,360	212,903	222,397	0	(1,608)	0	4.000	3.434	MON	710	8,516	06/27/2017	01/01/2042	
3138E0-RK-7	FNMA Pool AJ7689 MBS		4		1.A	110,074	97.3970	102,781	105,528	109,147	0	(160)	0	4.000	3.346	MON	352	4,221	03/10/2014	12/01/2041	
3138E2-4E-2	FNMA Pool AJ9820 MBS		4		1.A	47,005	97.2380	44,341	45,601	45,862	0	(151)	0	3.000	2.486	MON	114	1,368	12/12/2011	12/01/2026	
3138EH-RC-8	FNMA Pool AL1382 MBS		4		1.A	58,845	97.2220	54,855	56,422	57,115	0	(302)	0	3.000	2.005	MON	141	1,693	04/13/2012	02/01/2027	
3138EJ-XZ-6	FNMA Pool AL2495 MBS		4		1.A	35,889	96.1620	32,415	33,708	35,309	0	(306)	0	4.000	3.383	MON	112	1,348	11/30/2015	03/01/2042	
3138EK-2D-6	FNMA Pool AL3471 MBS		4		1.A	666,826	97.3960	613,509	629,911	663,964	0	3,848	0	4.000	2.324	MON	2,100	25,196	07/20/2017	12/01/2042	
3138EQ-FH-0	FNMA Pool AL7367 MBS		4		1.A	35,876	99.9830	33,103	33,109	35,149	0	(222)	0	4.500	3.688	MON	124	2,031	11/30/2015	01/01/2042	
3138EQ-LB-6	FNMA Pool AL7521 MBS		4		1.A	356,032	101.7200	328,300	322,749	349,634	0	(1,949)	0	5.000	3.327	MON	1,345	16,137	02/28/2017	06/01/2039	
3138ER-R4-4	FNMA Pool AL9506 MBS		4		1.A	112,916	91.2810	104,145	114,093	113,094	0	32	0	3.000	3.091	MON	285	3,423	12/13/2016	11/01/2046	
3138ER-UC-2	FNMA Pool AL9578 MBS		4		1.A	395,750	97.3960	363,761	373,487	392,534	0	(1,725)	0	4.000	3.270	MON	1,245	14,940	09/19/2017	06/01/2045	

E104

ANNUAL STATEMENT FOR THE YEAR 2023 OF THE UnitedHealthcare of the Midlands, Inc.

SCHEDULE D - PART 1

Showing All Long-Term BONDS Owned December 31 of Current Year

1	2	Codes			6	7	Fair Value		10	11	Change in Book/Adjusted Carrying Value				Interest					Dates	
		3	4	5			8	9			12	13	14	15	16	17	18	19	20	21	22
CUSIP Identification	Description	Code	Rating	Bond Char	NAIC Designation, NAIC Designation Modifier and SVO Administrative Symbol	Actual Cost	Rate Used to Obtain Fair Value	Fair Value	Par Value	Book/ Adjusted Carrying Value	Unrealized Valuation Increase/ (Decrease)	Current Year's (Amortization)/ Accretion	Current Year's Other-Than-Temporary Impairment Recognized	Total Foreign Exchange Change in Book/ Adjusted Carrying Value	Rate of	Effective Rate of	When Paid	Admitted Amount Due and Accrued	Amount Received During Year	Acquired	Stated Contractual Maturity Date
3138ET-BA-3	FNMA Pool AL8132 MBS		4		1.A	82,492	.97	39,700	77,107	81,498	.0	(467)	.0	.0	4.000	3.077	MON	257	3,084	03/04/2016	01/01/2043
3138IK-4P-8	FNMA Pool A04429 MBS		4		1.A	23,277	.94	5,980	20,943	22,954	.0	(204)	.0	.0	3.500	3.050	MON	65	775	03/30/2015	11/01/2042
3138WA-GA-9	FNMA Pool AS1092 MBS		4		1.A	1,449,506	.97	395,000	1,330,466	1,436,240	.0	(7,830)	.0	.0	4.000	3.385	MON	4,554	54,642	06/24/2019	11/01/2043
3138WC-H2-2	FNMA Pool AS2948 MBS		4		1.A	145,738	.97	10,700	133,629	137,610	.0	375	.0	.0	4.000	3.081	MON	459	5,504	02/24/2017	07/01/2044
3138WD-5T-4	FNMA Pool AS4457 MBS		4		1.A	31,741	.93	4,440	28,219	30,198	.0	(49)	.0	.0	3.500	3.104	MON	88	1,057	03/24/2015	02/01/2045
3138WE-CU-1	FNMA Pool AS4582 MBS		4		1.A	161,238	.96	5,290	146,972	152,257	.0	(1,045)	.0	.0	4.000	3.361	MON	508	6,090	02/24/2017	03/01/2045
3138WF-VX-4	FNMA Pool AS5129 MBS		4		1.A	206,363	.93	8,480	187,656	199,958	.0	(603)	.0	.0	3.500	3.130	MON	583	6,998	02/24/2017	06/01/2045
3138WF-X7-6	FNMA Pool AS6101 MBS		4		1.A	251,209	.93	8,560	228,838	243,818	.0	(262)	.0	.0	3.500	3.089	MON	711	8,534	02/24/2017	11/01/2045
3138WG-LA-0	FNMA Pool AS6620 MBS		4		1.A	89,442	.93	4,430	79,538	85,119	.0	69	.0	.0	3.500	2.604	MON	248	2,979	02/24/2016	02/01/2046
3138WH-KJ-0	FNMA Pool AS7496 MBS		4		1.A	572,705	.91	21,500	524,402	574,906	.0	(8)	.0	.0	3.000	3.048	MON	1,437	17,247	05/09/2017	07/01/2046
3138WH-LN-0	FNMA Pool AS7532 MBS		4		1.A	591,183	.90	7,470	538,541	593,455	.0	14	.0	.0	3.000	3.048	MON	1,484	17,804	05/09/2017	07/01/2046
3138WH-NE-8	FNMA Pool AS7588 MBS		4		1.A	186,063	.93	9,620	169,300	180,179	.0	(214)	.0	.0	3.500	2.998	MON	526	6,306	02/24/2017	07/01/2046
3138WJ-NE-4	FNMA Pool AS8488 MBS		4		1.A	933,585	.90	9,670	853,324	938,055	.0	197	.0	.0	3.000	3.050	MON	2,345	28,142	03/29/2017	12/01/2046
3138XS-6J-1	FNMA Pool AW3572 MBS		4		1.A	21,977	.101	940	21,594	21,182	.0	(69)	.0	.0	5.513	5.181	MON	97	955	02/23/2016	07/01/2044
3138XT-AS-4	FNMA Pool AW3616 MBS		4		1.A	779,190	.97	17,900	713,821	734,543	.0	(1,336)	.0	.0	4.000	3.025	MON	2,448	29,382	06/24/2019	06/01/2044
3140E7-PC-8	FNMA Pool BA3118 MBS		4		1.A	78,365	.93	8,830	69,943	74,501	.0	508	.0	.0	3.500	1.775	MON	217	2,608	02/24/2016	02/01/2046
3140EII-XG-5	FNMA Pool BC2478 MBS		4		1.A	43,699	.96	7,880	39,379	40,685	.0	(505)	.0	.0	4.000	3.421	MON	136	1,627	03/04/2016	02/01/2046
3140FO-JG-0	FNMA Pool BC4762 MBS		4		1.A	608,775	.93	9,610	516,126	549,296	.0	(1,515)	.0	.0	3.500	1.928	MON	1,602	19,225	01/15/2021	10/01/2046
3140FB-EF-3	FNMA Pool BD3733 MBS		4		1.A	73,518	.93	4,420	65,087	69,655	.0	(121)	.0	.0	3.500	3.064	MON	203	2,438	09/09/2016	08/01/2046
3140FE-SII-0	FNMA Pool BD7160 MBS		4		1.A	645,625	.96	5,300	571,026	591,554	.0	(2,046)	.0	.0	4.000	2.893	MON	1,972	23,662	06/22/2020	04/01/2047
3140FX-L7-5	FNMA Pool BF0349 MBS		4		1.A	750,071	.99	3,660	685,152	689,522	.0	(2,077)	.0	.0	4.500	3.264	MON	2,586	31,028	01/13/2020	11/01/2041
3140J5-HH-5	FNMA Pool BM1131 MBS		4		1.A	578,363	.96	5,300	546,424	566,069	.0	(684)	.0	.0	4.000	3.711	MON	1,887	22,643	06/14/2018	04/01/2047
3140J5-M7-1	FNMA Pool BM1281 MBS		4		1.A	684,269	.97	6,450	632,202	647,446	.0	(1,255)	.0	.0	4.000	3.147	MON	2,158	25,898	07/13/2017	05/01/2044
3140J7-WY-7	FNMA Pool BM3362 MBS		4		1.A	425,023	.99	9,830	402,305	402,374	.0	(451)	.0	.0	4.500	3.478	MON	1,509	18,107	01/04/2019	01/01/2044
3140J8-A7-8	FNMA Pool BM3629 MBS		4		1.A	708,991	.93	9,100	631,761	672,727	.0	(699)	.0	.0	3.500	2.516	MON	1,962	23,545	11/26/2019	03/01/2048
3140J9-5G-2	FNMA Pool BM5346 MBS		4		1.A	1,198,753	.94	6,220	1,043,022	1,102,301	.0	(2,138)	.0	.0	3.500	2.235	MON	3,215	38,580	05/25/2021	12/01/2046
3140J9-L6-6	FNMA Pool BM4848 MBS		4		1.A	1,057,979	.97	5,000	967,292	992,097	.0	(1,582)	.0	.0	4.000	2.811	MON	3,307	39,684	07/11/2019	12/01/2043
3140J9-US-8	FNMA Pool BM5092 MBS		4		1.A	568,010	.98	7,420	548,187	555,172	.0	(2,799)	.0	.0	4.000	3.609	MON	1,851	22,207	12/11/2018	11/01/2033
3140J9-VV-0	FNMA Pool BM5127 MBS		4		1.A	1,159,900	.93	8,890	994,143	1,058,854	.0	(3,994)	.0	.0	3.500	2.310	MON	3,088	37,060	11/19/2020	03/01/2047
3140JA-PW-2	FNMA Pool BM5836 MBS		4		1.A	2,028,239	.91	3,100	1,819,848	1,993,050	.0	(1,025)	.0	.0	3.000	2.718	MON	4,983	59,791	06/27/2019	09/01/2046
3140M5-S7-1	FNMA Pool BU4141 MBS		4		1.A	2,360,341	.104	50,100	2,392,838	2,289,770	.0	(488)	.0	.0	6.500	6.243	MON	12,403	37,209	09/20/2023	09/01/2053
3140M5-UQ-6	FNMA Pool BU4190 MBS		4		1.A	3,038,423	.102	5,850	3,037,245	2,960,705	.0	(86)	.0	.0	6.000	5.792	MON	14,804	.0	12/19/2023	10/01/2053
3140MF-Z4-8	FNMA Pool BV2562 MBS		4		1.A	1,795,783	.97	0,710	1,743,665	1,796,275	.0	(160)	.0	.0	4.500	4.519	MON	6,736	80,832	06/29/2022	07/01/2052
3140MK-HE-5	FNMA Pool BV5628 MBS		4		1.A	2,415,073	.97	0,710	2,339,041	2,409,614	.0	(125)	.0	.0	4.500	4.451	MON	9,036	108,433	06/10/2022	06/01/2052
3140ML-5F-3	FNMA Pool BV7145 MBS		4		1.A	2,878,962	.94	6,840	2,702,685	2,854,432	.0	(843)	.0	.0	4.000	3.941	MON	9,515	114,177	05/27/2022	05/01/2052
3140NN-3G-9	FNMA Pool BV8898 MBS		4		1.A	2,367,775	.97	0,770	2,281,807	2,350,514	.0	(269)	.0	.0	4.500	4.389	MON	8,814	105,773	06/10/2022	06/01/2052
3140MR-3K-1	FNMA Pool BW0801 MBS		4		1.A	1,601,045	.99	4,000	1,566,715	1,576,171	.0	(312)	.0	.0	5.000	4.637	MON	6,567	78,809	09/08/2022	09/01/2052
3140MV-JV-1	FNMA Pool BW3875 MBS		4		1.A	4,737,211	.94	6,870	4,540,887	4,795,658	.0	1,268	.0	.0	4.000	4.113	MON	15,986	191,826	07/20/2022	07/01/2052
3140MW-K3-1	FNMA Pool BW3913 MBS		4		1.A	2,611,977	.94	7,040	2,477,510	2,611,873	.0	(59)	.0	.0	4.000	4.022	MON	8,720	104,643	08/05/2022	08/01/2052
3140O8-WW-1	FNMA Pool CA1560 MBS		4		1.A	574,740	.98	6,430	541,897	549,354	.0	(1,222)	.0	.0	4.500	3.777	MON	2,060	24,721	06/14/2018	04/01/2048
3140OG-R7-4	FNMA Pool CA8609 MBS		4		1.A	1,895,747	.85	2,650	1,544,486	1,811,404	.0	(2,038)	.0	.0	2.500	2.093	MON	3,774	45,285	04/30/2021	01/01/2051
3140ON-B6-8	FNMA Pool CB2760 MBS		4		1.A	1,090,591	.92	3,250	970,492	1,051,172	.0	(555)	.0	.0	3.500	2.965	MON	3,066	36,791	02/09/2022	02/01/2052
3140OP-3M-7	FNMA Pool CB4403 MBS		4		1.A	1,615,884	.99	2,920	1,591,948	1,603,296	.0	(313)	.0	.0	5.000	4.924	MON	6,680	80,165	09/06/2022	08/01/2052
3140OP-KX-4	FNMA Pool CB3909 MBS		4		1.A	3,742,644	.94	7,100	3,587,255	3,787,622	.0	588	.0	.0	4.000	4.140	MON	12,625	151,505	07/19/2022	06/01/2052
3140OP-XV-4	FNMA Pool CB4291 MBS		4		1.A	1,051,099	.99	1,680	1,043,011	1,051,757	.0	(60)	.0	.0	5.000	5.019	MON	4,382	43,823	02/06/2023	08/01/2052

ANNUAL STATEMENT FOR THE YEAR 2023 OF THE UnitedHealthcare of the Midlands, Inc.

SCHEDULE D - PART 1

Showing All Long-Term BONDS Owned December 31 of Current Year

1	2	Codes			6	7	Fair Value		10	11	Change in Book/Adjusted Carrying Value				Interest					Dates	
		3	4	5			8	9			12	13	14	15	16	17	18	19	20	21	22
CUSIP Identification	Description	Code	Rating	Bond Char	NAIC Designation, NAIC Designation Modifier and SVO Administrative Symbol	Actual Cost	Rate Used to Obtain Fair Value	Fair Value	Par Value	Book/Adjusted Carrying Value	Unrealized Valuation Increase/(Decrease)	Current Year's (Amortization)/Accretion	Current Year's Other-Than-Temporary Impairment Recognized	Total Foreign Exchange Change in Book/Adjusted Carrying Value	Rate of	Effective Rate of	When Paid	Admitted Amount Due and Accrued	Amount Received During Year	Acquired	Stated Contractual Maturity Date
31400Q-2P-9	FNMA Pool CB5281 MBS		4		1.A	3,726,357	99.1550	3,759,800	3,791,825	3,727,166	0	809	0	0	5.000	5.218	MON	15,799	157,993	02/21/2023	11/01/2052
31400Q-LR-4	FNMA Pool CB4835 MBS		4		1.A	1,225,334	99.7860	1,241,338	1,243,994	1,225,691	0	280	0	0	5.000	5.175	MON	5,183	62,200	10/06/2022	10/01/2052
31400R-CB-7	FNMA Pool CB5465 MBS		4		1.A	2,397,277	101.6430	2,397,707	2,358,944	2,397,707	0	(905)	0	0	5.500	5.378	MON	10,812	97,306	02/10/2023	01/01/2053
31400R-EJ-8	FNMA Pool CB5536 MBS		4		1.A	2,283,420	99.1430	2,275,931	2,295,616	2,283,488	0	68	0	0	5.000	5.075	MON	9,565	95,651	02/10/2023	01/01/2053
31400R-XT-5	FNMA Pool CB6089 MBS		4		1.A	3,082,400	103.1590	3,088,092	2,993,529	3,082,290	0	(110)	0	0	6.000	5.757	MON	14,968	0	12/18/2023	04/01/2053
31400S-4K-4	FNMA Pool CB7125 MBS		4		1.A	2,326,338	102.7700	2,323,619	2,260,982	2,326,184	0	(155)	0	0	6.000	5.671	MON	11,305	0	12/15/2023	09/01/2053
3140X4-F5-0	FNMA Pool FM1087 MBS		4		1.A	663,163	93.6530	563,013	601,168	658,992	0	(1,716)	0	0	3.500	2.142	MON	1,753	21,041	01/06/2021	06/01/2047
3140X4-YS-9	FNMA Pool FM1620 MBS		4		1.A	580,510	97.4600	527,902	541,663	577,306	0	(1,390)	0	0	4.000	2.972	MON	1,806	21,667	10/24/2019	09/01/2046
3140X5-RL-9	FNMA Pool FM2290 MBS		4		1.A	752,137	94.6010	673,441	711,872	748,034	0	(1,892)	0	0	3.500	2.798	MON	2,076	24,915	01/22/2020	07/01/2047
3140X6-DT-5	FNMA Pool FM2813 MBS		4		1.A	968,106	92.0610	837,470	909,687	964,383	0	(1,804)	0	0	3.000	2.244	MON	2,274	27,291	05/27/2021	04/01/2048
3140X6-RR-4	FNMA Pool FM3195 MBS		4		1.A	783,995	94.5570	669,458	707,996	776,467	0	(3,761)	0	0	3.500	2.188	MON	2,065	24,780	07/16/2020	11/01/2045
3140X7-BJ-7	FNMA Pool FM3640 MBS		4		1.A	611,828	96.5190	543,251	562,843	608,020	0	(2,028)	0	0	4.000	2.938	MON	1,876	22,514	06/24/2020	12/01/2047
3140X7-CO-0	FNMA Pool FM3678 MBS		4		1.A	1,341,996	91.3460	1,133,091	1,240,436	1,335,269	0	(2,724)	0	0	3.000	1.878	MON	3,101	37,213	09/22/2020	10/01/2047
3140X7-YM-5	FNMA Pool FM4315 MBS		4		1.A	851,241	92.1040	727,532	789,900	846,911	0	(1,242)	0	0	3.000	1.928	MON	1,975	23,697	09/24/2020	11/01/2046
3140X8-P3-5	FNMA Pool FM4941 MBS		4		1.A	579,485	91.8150	498,703	543,161	576,544	0	(1,233)	0	0	3.000	2.215	MON	1,358	16,295	11/17/2020	02/01/2047
3140XG-BP-3	FNMA Pool FS094 MBS		4		1.A	1,717,801	94.7210	1,589,364	1,677,950	1,716,920	0	(397)	0	0	4.000	3.556	MON	5,593	67,118	03/22/2022	03/01/2052
3140XG-FY-0	FNMA Pool FS1082 MBS		4		1.A	925,746	86.6160	920,005	1,062,168	928,243	0	2,498	0	0	2.500	4.302	MON	2,213	24,341	12/22/2022	03/01/2052
3140XG-JV-2	FNMA Pool FS1175 MBS		4		1.A	1,256,256	92.2740	1,142,948	1,238,644	1,255,256	0	(553)	0	0	3.500	3.393	MON	3,613	43,353	03/18/2022	03/01/2052
3140XH-EB-9	FNMA Pool FS1929 MBS		4		1.A	4,389,208	86.2430	4,441,144	5,149,575	4,403,011	0	13,803	0	0	2.500	4.014	MON	10,728	96,554	02/24/2023	05/01/2052
3140XH-EY-9	FNMA Pool FS1950 MBS		4		1.A	2,993,417	94.7150	2,804,771	2,961,259	2,993,145	0	14	0	0	4.000	3.779	MON	9,871	118,450	05/27/2022	05/01/2052
3140XH-WR-4	FNMA Pool FS2455 MBS		4		1.A	3,235,294	94.7020	3,092,894	3,265,912	3,265,097	0	553	0	0	4.000	4.091	MON	10,886	130,636	07/19/2022	07/01/2052
3140XJ-MN-0	FNMA Pool FS3064 MBS		4		1.A	1,224,700	89.7250	1,217,680	1,357,126	1,226,789	0	2,089	0	0	3.000	4.812	MON	3,393	37,321	12/22/2022	04/01/2052
3140XJ-RE-5	FNMA Pool FS3184 MBS		4		1.A	4,032,985	101.3040	4,066,497	4,014,169	4,032,354	0	(632)	0	0	5.500	5.484	MON	18,398	165,584	02/24/2023	09/01/2052
3140XM-QU-3	FNMA Pool FS5866 MBS		4		1.A	4,237,461	101.1370	4,347,442	4,298,581	4,237,740	0	280	0	0	5.500	5.662	MON	19,702	59,105	09/19/2023	09/01/2053
31410L-C5-9	FNMA Pool 890292 MBS		4		1.A	23,287	99.9830	21,500	21,503	22,856	0	(150)	0	0	4.500	3.415	MON	81	968	05/29/2014	01/01/2041
31410L-WR-9	FNMA Pool 890856 MBS		4		1.A	667,465	93.1670	590,926	634,265	664,135	0	(1,357)	0	0	3.500	2.868	MON	1,850	22,199	10/24/2019	01/01/2047
31416V-DT-8	FNMA Pool AB0113 MBS		4		1.A	23,450	101.7220	21,813	21,443	22,576	0	(613)	0	0	5.000	3.959	MON	89	1,072	01/30/2014	04/01/2035
31416W-T3-6	FNMA Pool AB1469 MBS		4		1.A	14,030	99.9830	12,848	12,850	13,688	0	(241)	0	0	4.500	3.574	MON	48	578	04/30/2015	09/01/2040
31417A-JH-0	FNMA Pool AB3876 MBS		4		1.A	215,673	97.3960	196,286	201,534	211,829	0	(1,756)	0	0	4.000	3.346	MON	672	8,061	02/26/2016	11/01/2041
31417A-P6-0	FNMA Pool AB4044 MBS		4		1.A	2,346,017	94.8460	2,136,949	2,253,078	2,334,917	0	(3,558)	0	0	3.500	2.808	MON	6,571	78,858	06/25/2019	12/01/2041
31417E-N9-8	FNMA Pool AB7615 MBS		4		1.A	87,807	94.3080	79,007	83,775	87,051	0	(12)	0	0	3.500	2.860	MON	244	2,932	02/24/2016	01/01/2043
31417G-T5-5	FNMA Pool AB9571 MBS		4		1.A	52,804	94.1830	47,915	50,875	52,311	0	(165)	0	0	3.500	3.091	MON	148	1,781	06/14/2013	06/01/2043
31418D-ZX-3	FNMA Pool MA4357 MBS		4		1.A	844,997	88.7720	714,084	804,400	843,005	0	(919)	0	0	3.000	2.375	MON	2,011	24,132	05/21/2021	05/01/2051
31418E-BT-6	FNMA Pool MA4549 MBS		4		1.A	1,339,755	88.5860	1,151,222	1,299,551	1,338,215	0	(696)	0	0	3.000	2.607	MON	3,249	38,986	01/12/2022	02/01/2052
31418E-D8-0	FNMA Pool MA4626 MBS		4		1.A	3,111,201	94.7150	2,928,480	3,091,877	3,110,793	0	(471)	0	0	4.000	3.926	MON	10,306	123,675	05/27/2022	06/01/2052
31418E-E5-5	FNMA Pool MA4655 MBS		4		1.A	2,177,199	94.7740	2,100,664	2,216,507	2,178,140	0	641	0	0	4.000	4.201	MON	7,388	88,660	06/24/2022	07/01/2052
31418E-F2-1	FNMA Pool MA4684 MBS		4		1.A	1,993,027	97.0710	1,912,837	1,970,550	1,992,167	0	(458)	0	0	4.500	4.366	MON	7,390	88,675	05/06/2022	06/01/2052
31418N-XX-3	FNMA Pool AD1593 MBS		4		1.A	20,732	99.9830	19,240	19,244	20,469	0	(8)	0	0	4.500	2.972	MON	72	866	05/16/2014	02/01/2040
31418P-S7-1	FNMA Pool AD2341 MBS		4		1.A	19,090	99.9830	17,833	17,836	18,741	0	(135)	0	0	4.500	3.646	MON	67	803	03/11/2014	03/01/2040
31419A-UB-8	FNMA Pool AE0606 MBS		4		1.A	51,644	97.6450	47,378	48,521	51,096	0	(158)	0	0	4.000	2.880	MON	162	1,941	12/08/2015	11/01/2040
0829999999. Subtotal - Bonds - U.S. Special Revenues - Residential Mortgage-Backed Securities						153,634,753	XXX	146,488,731	151,712,409	153,408,286	0	(74,850)	0	0	XXX	XXX	XXX	546,354	4,962,779	XXX	XXX
3137FM-D2-5	FHLMC FHMS K601 A7 QMBS		4		1.A	1,544,942	96.4110	1,446,165	1,500,000	1,513,356	0	(7,298)	0	0	2.875	2.368	MON	3,594	43,125	06/18/2019	04/25/2026
0839999999. Subtotal - Bonds - U.S. Special Revenues - Commercial Mortgage-Backed Securities						1,544,942	XXX	1,446,165	1,500,000	1,513,356	0	(7,298)	0	0	XXX	XXX	XXX	3,594	43,125	XXX	XXX

ANNUAL STATEMENT FOR THE YEAR 2023 OF THE UnitedHealthcare of the Midlands, Inc.

SCHEDULE D - PART 1

Showing All Long-Term BONDS Owned December 31 of Current Year

1	2	Codes			6	7	Fair Value		10	11	Change in Book/Adjusted Carrying Value				Interest					Dates	
		3	4	5			8	9			12	13	14	15	16	17	18	19	20	21	22
CUSIP Identification	Description	C o d e	F o r e i g n	Bond Char	NAIC Designation, NAIC Designation Modifier and SVO Administrative Symbol	Actual Cost	Rate Used to Obtain Fair Value	Fair Value	Par Value	Book/ Adjusted Carrying Value	Unrealized Valuation Increase/ (Decrease)	Current Year's (Amor-tization)/ Accretion	Current Year's Other-Than-Temporary Impairment Recognized	Total Foreign Exchange Change in Book/ Adjusted Carrying Value	Rate of	Effective Rate of	When Paid	Admitted Amount Due and Accrued	Amount Received During Year	Acquired	Stated Contractual Maturity Date
0909999999	Total - U.S. Special Revenues Bonds					318,076,067	XXX	299,630,853	296,266,798	309,425,047	0	(1,975,232)	0	0	XXX	XXX	XXX	2,378,452	10,526,762	XXX	XXX
00206R-HJ-4	AT&T INC Corp Note Call MW			2	2.B FE	2,479,538	.98.7420	2,271,066	2,300,000	2,400,849	0	(18,520)	0	0	4.350	3.375	MS	33,350	100,050	06/28/2019	03/01/2029
00287Y-BV-0	ABBVIE INC Corp Note Call MW			2	1.G FE	659,317	.95.9200	633,072	660,000	659,657	0	112	0	0	2.950	2.969	MN	2,163	19,470	11/19/2020	11/21/2026
00724P-AC-3	ADOCB INC Corp Note Call MW			2	1.E FE	412,732	.93.8820	387,733	413,000	412,877	0	38	0	0	2.150	2.160	FA	3,700	8,880	01/22/2020	02/01/2027
00914A-AK-8	AIR LEASE CORP Corp Note Call MW			1	2.B FE	910,335	.87.5270	936,539	1,070,000	911,318	0	983	0	0	3.125	5.755	JD	2,786	0	12/11/2023	12/01/2030
00914A-AM-4	AIR LEASE CORP Corp Note Call MW			2	2.B FE	1,170,879	.92.0360	1,086,025	1,180,000	1,175,321	0	1,720	0	0	1.875	2.031	FA	8,358	22,125	05/17/2021	08/15/2026
00914A-AT-9	AIR LEASE CORP Corp Note Call MW			2	2.B FE	999,526	.102.6680	1,036,947	1,010,000	1,001,528	0	1,887	0	0	5.850	6.092	JD	2,626	60,726	11/28/2022	12/15/2027
009158-AV-8	AIR PRODUCTS & CHEMICALS Corp Note Call MW 90BP			2	1.F FE	99,672	.98.7490	98,749	100,000	99,978	0	37	0	0	3.350	3.389	JJ	1,405	3,350	07/28/2014	07/31/2024
010392-GB-8	ALABAMA POWER CO Corp Note Call MW			1	1.E FE	2,461,299	.107.5960	2,474,708	2,300,000	2,460,878	0	(421)	0	0	5.850	4.928	MN	19,435	0	12/18/2023	11/15/2033
01400E-AA-1	ALCON FINANCE CO Corp Note Call MW 144A			1	2.B FE	258,721	.93.9960	244,390	280,000	259,472	0	184	0	0	2.750	2.828	MS	1,946	7,150	09/16/2019	09/23/2026
020002-BJ-9	ALLSTATE CORP Corp Note Call MW			2	2.A FE	931,858	.80.8840	756,265	935,000	932,781	0	301	0	0	1.450	1.486	JD	603	13,558	11/19/2020	12/15/2030
023135-BY-1	AMAZON.COM INC Corp Note Call MW			2	1.D FE	1,999,820	.90.0890	1,801,780	2,000,000	1,999,249	0	165	0	0	1.650	1.659	MN	4,492	33,000	05/10/2021	05/12/2028
023135-CF-1	AMAZON.COM INC Corp Note Call MW			2	1.D FE	1,516,869	.97.1330	1,476,422	1,520,000	1,517,888	0	599	0	0	3.300	3.345	AO	10,868	50,160	04/11/2022	04/13/2027
025537-AR-2	AMER ELEC PWR Corp Note Call MW			2	2.B FE	578,660	.92.8630	538,605	580,000	579,495	0	271	0	0	1.000	1.048	MN	967	5,800	11/18/2020	11/01/2025
025816-CV-9	AMERICAN EXPRESS CO Corp Note Non Call			2	1.F FE	779,922	.99.2550	774,189	780,000	779,986	0	39	0	0	3.375	3.380	MN	4,241	29,700	06/28/2022	05/03/2024
026874-DK-0	AMERICAN INTERNATIONAL Corp Note Call MW			2	2.B FE	732,258	.97.5090	716,691	735,000	733,698	0	274	0	0	4.200	4.246	AO	7,718	30,870	03/19/2018	04/01/2028
03073E-AR-6	AMERISOURCEBERGE Corp Note Call MW			2	2.A FE	3,177,073	.89.7010	3,184,386	3,550,000	3,242,092	0	41,057	0	0	2.800	4.375	MN	12,701	99,400	05/23/2022	05/15/2030
03073E-AT-2	AMERISOURCEBERGE Corp Note Call MW			2	2.A FE	962,676	.87.7530	965,283	1,100,000	983,941	0	13,390	0	0	2.700	4.427	MS	8,745	29,700	05/23/2022	03/15/2031
031162-DB-3	AMGEN INC Corp Note Call MW			2	2.A FE	1,578,546	.88.4870	1,398,095	1,580,000	1,579,025	0	201	0	0	1.650	1.664	FA	9,849	26,070	08/05/2021	08/15/2028
035240-AL-4	ANHEUSER-BUSCH INBEV WOR Corp Note Call MW			2	1.G FE	1,785,888	.98.8760	1,779,768	1,800,000	1,793,278	0	1,408	0	0	4.000	4.096	AO	15,600	72,000	03/20/2018	04/13/2028
035240-AG-3	ANHEUSER-BUSCH INBEV WOR Corp Note Call MW			2	1.G FE	2,609,833	.101.6520	2,337,996	2,300,000	2,471,111	0	(32,512)	0	0	4.750	3.075	JJ	47,949	109,250	06/28/2019	01/23/2029
037833-AS-9	APPLE INC Corp Note MW			2	1.B FE	243,384	.99.3300	238,392	240,000	240,138	0	(391)	0	0	3.450	3.281	MN	1,265	8,280	06/26/2014	05/06/2024
037833-EC-0	APPLE INC Corp Note MW Call			1	1.B FE	1,197,108	.89.0340	1,068,408	1,200,000	1,198,275	0	407	0	0	1.200	1.236	FA	5,720	14,400	02/01/2021	02/08/2028
038222-AL-9	APPLIED MATERIAL Corp Note Call MW			2	1.F FE	577,941	.96.9540	562,333	580,000	579,256	0	213	0	0	3.300	3.342	AO	4,785	19,140	03/28/2017	04/01/2027
039482-AE-4	ARCHER-DANIELS-MIDLAND C Corp Note Call MW			1	1.F FE	1,783,332	.100.0670	1,801,206	1,800,000	1,784,202	0	870	0	0	4.500	4.614	FA	30,600	29,700	03/29/2023	08/15/2033
04010L-BA-0	ARES CAPITAL CORP Corp Note Call MW			1	2.C FE	909,098	.91.2170	834,636	915,000	912,127	0	1,088	0	0	2.150	2.278	JJ	9,071	19,673	02/23/2021	07/15/2026
04636N-AB-9	ASTRAZENECA FINANCE LLC Corp Note Call MW			2	1.F FE	99,875	.86.2670	86,267	100,000	99,905	0	12	0	0	2.250	2.264	MN	206	2,250	05/25/2021	05/28/2031
04636N-AE-3	ASTRAZENECA FINANCE LLC Corp Note Call MW			2	1.F FE	419,286	.89.5280	376,018	420,000	419,540	0	99	0	0	1.750	1.776	MN	674	7,350	05/25/2021	05/28/2028
053332-BA-9	AUTOZONE INC Corp Note Call MW			1	2.B FE	503,465	.81.1650	409,883	505,000	503,932	0	142	0	0	1.650	1.682	JJ	3,842	8,333	08/04/2020	01/15/2031
05565E-BQ-7	BMW US CAPITAL LLC Corp Note MW 144A			2	1.F FE	464,781	.98.8530	459,666	465,000	464,982	0	73	0	0	0.800	0.816	AO	930	3,720	03/29/2021	04/01/2024
059165-EN-6	BALT GAS & ELEC Corp Note Call MW			2	1.F FE	559,003	.85.2110	477,182	560,000	559,238	0	93	0	0	2.250	2.270	JD	560	12,600	06/07/2021	06/15/2031
06051G-FH-7	BANK OF AMER CRP Corp Note Non Call			2	2.A FE	99,927	.99.1080	99,108	100,000	99,994	0	9	0	0	4.200	4.209	FA	1,458	4,200	08/21/2014	08/26/2024
06051G-HQ-5	BANK OF AMER CRP Corp Note Call MW			2	1.G FE	1,932,318	.94.7450	1,705,410	1,800,000	1,875,152	0	(13,410)	0	0	3.974	3.083	FA	28,613	71,532	06/28/2019	02/07/2030
06051G-HT-9	BANK OF AMER CRP Corp Note Call MW			2	1.E FE	1,100,000	.96.2910	1,059,201	1,100,000	1,100,000	0	0	0	0	3.559	3.559	AO	7,395	39,149	04/17/2019	04/23/2027
06051G-JG-5	BANK OF AMER CRP Corp Note Call MW			2	1.G FE	1,300,000	.96.5410	1,255,033	1,300,000	1,300,000	0	0	0	0	0.981	0.981	MS	3,401	12,753	09/22/2020	09/25/2025
06051G-JS-9	BANK OF AMER CRP Corp Note Call MW			2	1.G FE	1,100,000	.91.6520	1,008,172	1,100,000	1,100,000	0	0	0	0	1.734	1.734	JJ	8,424	19,074	04/16/2021	07/22/2027
06051G-JZ-3	BANK OF AMER CRP Corp Note Call MW			2	1.G FE	1,900,000	.88.1860	1,675,534	1,900,000	1,900,000	0	0	0	0	2.087	2.087	JD	1,873	39,653	06/07/2021	06/14/2029
06051G-KJ-7	BANK OF AMER CRP Corp Note Call MW			2	1.G FE	610,000	.92.6850	565,379	610,000	610,000	0	0	0	0	2.551	2.551	FA	6,354	15,561	02/01/2022	02/04/2028
06051G-KM-0	BANK OF AMER CRP Corp Note Call MW			2	1.G FE	2,000,000	.97.3150	1,946,300	2,000,000	2,000,000	0	0	0	0	3.384	3.384	AO	16,732	67,680	03/17/2022	04/02/2026
06051G-KW-8	BANK OF AMER CRP Corp Note Call MW			2	1.G FE	3,400,000	.100.0310	3,401,054	3,400,000	3,400,000	0	0	0	0	4.948	4.948	JJ	74,302	168,232	07/19/2022	07/22/2028
06051G-LE-7	BANK OF AMER CRP Corp Note Call MW			1	1.E FE	1,700,000	.99.8210	1,696,957	1,700,000	1,700,000	0	0	0	0	5.080	5.073	JJ	38,622	43,180	01/17/2023	01/20/2027
06406R-BR-7	BANK OF NY MELLON CORP Corp Note Call			2	1.E FE	2,477,000	.99.5560	2,488,900	2,500,000	2,477,071	0	71	0	0	4.967	5.082	AO	22,420	0	12/18/2023	04/26/2034
07274N-AJ-2	BAYER US FIN II Corp Note Call MW 144A			2	2.B FE	968,167	.97.4900	945,653	970,000	969,460	0	260	0	0	4.250	4.280	JD	1,832	41,225	06/18/2018	12/15/2025
072863-AG-8	BAYLOR SCOTT & W Corp Note Call MW			2	1.D FE	1,090,000	.92.0350	1,003,182	1,090,000	1,090,000	0	0	0	0	0.827	0.827	MN	1,152	9,014	01/14/2021	11/15/2025
084664-CW-9	BERKSHIRE HATH Corp Note Call MW			2	1.C FE	868,225	.84.0730	731,435	870,000	868,767	0	171	0	0	1.450	1.472	AO	2,663	12,615	10/05/2020	10/15/2030

E10.7

ANNUAL STATEMENT FOR THE YEAR 2023 OF THE UnitedHealthcare of the Midlands, Inc.

SCHEDULE D - PART 1

Showing All Long-Term BONDS Owned December 31 of Current Year

1	2	Codes			6	7	Fair Value		10	11	Change in Book/Adjusted Carrying Value				Interest					Dates	
		3	4	5			8	9			12	13	14	15	16	17	18	19	20	21	22
CUSIP Identification	Description	Code	Rating	Bond Char	NAIC Designation, NAIC Designation Modifier and SVO Administrative Symbol	Actual Cost	Rate Used to Obtain Fair Value	Fair Value	Par Value	Book/ Adjusted Carrying Value	Unrealized Valuation Increase/ (Decrease)	Current Year's (Amortization)/ Accretion	Current Year's Other-Than-Temporary Impairment Recognized	Total Foreign Exchange Change in Book/ Adjusted Carrying Value	Rate of	Effective Rate of	When Paid	Admitted Amount Due and Accrued	Amount Received During Year	Acquired	Stated Contractual Maturity Date
09247X-AN-1	BLACKROCK INC Corp Note MW	2			1.D FE	343,603	.96	96,947	345,000	344,500	.0	.146	.0	.0	3.200	3.248	MS	3,251	11,040	03/21/2017	03/15/2027
09261B-AA-8	BLACKSTONE HLDGS Corp Note Call MW 144A	2			1.E FE	2,041,258	.78	2,390	2,045,000	2,042,352	.0	.341	.0	.0	1.600	1.619	MS	8,271	32,720	09/22/2020	03/30/2031
09261B-AD-2	BLACKSTONE HLDGS Corp Note Call MW 144A	2			1.E FE	2,154,384	.78	736	2,700,000	2,226,881	.0	47,328	.0	.0	2.000	4.624	JJ	22,650	54,000	06/10/2022	01/30/2032
09261X-AB-8	BLACKSTONE SEC Corp Note Call MW	2			2.C FE	1,510,677	.91	555	1,500,000	1,505,713	.0	(2,059)	.0	.0	2.750	2.600	MS	12,031	41,250	07/15/2021	09/16/2026
096630-AD-0	BOARDWALK PIPELI Corp Note Call MW	2			2.C FE	774,850	.99	359	750,000	752,993	.0	(4,163)	.0	.0	4.950	4.359	JD	1,650	37,125	03/01/2018	12/15/2024
10112R-BB-9	BOSTON PROP LP Corp Note Call MW	2			2.A FE	958,224	.89	814	960,000	958,954	.0	.171	.0	.0	3.400	3.422	JD	907	32,640	06/12/2019	06/21/2029
10921U-2A-5	BRIGHTHS FIN GLB Corp Note Non Call 144A	2			1.G FE	419,307	.98	583	420,000	419,935	.0	.232	.0	.0	1.000	1.056	AO	922	4,200	04/06/2021	04/12/2024
10921U-2C-1	BRIGHTHS FIN GLB Corp Note Non Call 144A	2			1.G FE	1,027,683	.91	506	1,030,000	1,028,867	.0	.460	.0	.0	1.550	1.597	MN	1,641	15,965	05/17/2021	05/24/2026
10921U-2E-7	BRIGHTHS FIN GLB Corp Note Non Call 144A	2			1.G FE	2,197,426	.86	264	2,200,000	2,198,308	.0	.357	.0	.0	2.000	2.018	JD	367	44,000	06/21/2021	06/28/2028
110122-CM-8	BRISTOL-MYERS Corp Note Call MW	1			1.F FE	588,223	.98	675	590,000	589,737	.0	.453	.0	.0	2.900	2.980	JJ	7,367	17,110	07/17/2020	07/26/2024
110122-CP-1	BRISTOL-MYERS Corp Note Call MW	1			1.F FE	446,682	.94	900	450,000	447,834	.0	.217	.0	.0	3.400	3.496	JJ	6,588	15,300	07/17/2020	07/26/2029
110122-DQ-8	BRISTOL-MYERS Corp Note Call MW	1			1.F FE	1,093,171	.82	173	1,095,000	1,093,716	.0	.176	.0	.0	1.450	1.468	MN	2,117	15,878	11/09/2020	11/13/2030
110122-DU-9	BRISTOL-MYERS Corp Note Call MW	2			1.F FE	1,036,225	.88	898	1,040,000	1,036,841	.0	.335	.0	.0	2.950	2.992	MS	9,034	30,680	02/15/2022	03/15/2032
11135F-AN-1	BROADCOM INC Corp Note Call MW	2			2.C FE	990,844	.96	742	1,000,000	995,693	.0	1,488	.0	.0	3.450	3.628	MS	10,185	34,590	08/11/2020	09/15/2026
11135F-BH-3	BROADCOM INC Corp Note Call MW 144A	2			2.C FE	1,197,648	.85	567	1,200,000	1,198,289	.0	.217	.0	.0	2.450	2.472	FA	11,107	29,400	01/04/2021	02/15/2031
11135F-BQ-3	BROADCOM INC Corp Note Call MW 144A	2			2.C FE	1,707,266	.81	090	2,200,000	1,708,574	.0	1,308	.0	.0	3.187	5.653	MN	8,959	.0	12/12/2023	11/15/2036
12189L-BA-8	BURLINGTON NORTH Corp Note Call MW	2			1.G FE	897,723	.96	480	900,000	899,184	.0	.220	.0	.0	3.250	3.278	JD	1,300	29,250	03/06/2017	06/15/2027
125523-AG-5	CIGNA CORP Corp Note Call MW	2			2.A FE	507,667	.98	773	508,000	507,899	.0	.51	.0	.0	4.125	4.136	MN	2,678	29,955	08/28/2019	11/15/2025
125523-CM-0	CIGNA CORP Corp Note Call MW	1			2.A FE	294,658	.85	517	295,000	294,747	.0	.32	.0	.0	2.375	2.388	MS	2,063	7,006	03/01/2021	03/15/2031
125523-CP-3	CIGNA CORP Corp Note Call MW	1			2.A FE	899,739	.92	702	900,000	899,884	.0	.98	.0	.0	1.250	1.256	MS	3,313	11,250	03/01/2021	03/15/2026
125523-CR-9	CIGNA CORP Corp Note Call MW	1			2.A FE	5,299,894	100	080	5,304,293	5,299,992	.0	.98	.0	.0	5.685	5.685	MS	88,718	157,348	02/28/2023	03/15/2026
12640H-HM-8	CSX CORP Corp Note Call MW	2			2.A FE	2,564,569	.99	997	2,300,000	2,447,496	.0	(27,296)	.0	.0	4.250	2.853	MS	28,782	97,750	06/28/2019	03/15/2029
126650-CX-6	CVS HEALTH CORP Corp Note Call MW	2			2.B FE	1,915,471	.98	366	1,813,000	1,864,782	.0	(11,963)	.0	.0	4.300	3.521	MS	20,789	77,959	06/28/2019	03/25/2028
126650-DT-4	CVS HEALTH CORP Corp Note Call MW	2			2.B FE	1,122,463	101	610	1,130,000	1,123,251	.0	.788	.0	.0	5.125	5.240	FA	2,913	28,956	02/13/2023	02/21/2030
14040H-CO-6	CAPITAL ONE FINANCIAL CO Corp Note Call	2			2.A FE	1,700,000	.99	268	1,700,000	1,700,000	.0	.0	.0	.0	4.166	3.530	MN	10,230	70,822	05/05/2022	05/09/2025
141781-BK-9	CARGILL INC Corp Note Call MW 144A	2			1.F FE	1,393,014	.95	045	1,400,000	1,395,950	.0	.675	.0	.0	3.250	3.309	MN	4,803	45,500	05/20/2019	05/23/2029
141781-BN-3	CARGILL INC Corp Note Call MW 144A	1			1.F FE	707,572	.92	441	710,000	708,974	.0	.485	.0	.0	0.750	0.820	FA	2,204	5,325	01/28/2021	02/02/2026
15089Q-AJ-3	CELANESE US HOLDINGS LLC Corp Note Call MW	2			2.C FE	159,832	.99	088	160,000	159,987	.0	.36	.0	.0	3.500	3.523	MN	824	5,600	04/29/2019	05/08/2024
15089Q-AK-0	CELANESE US HOLDINGS LLC Corp Note Call MW	2			2.C FE	589,404	.91	1630	590,000	589,685	.0	.118	.0	.0	1.400	1.421	FA	3,350	8,260	07/29/2021	08/05/2026
15189T-BA-4	CENTERPOINT ENER Corp Note Call MW	2			2.B FE	309,278	.92	1400	310,000	309,648	.0	.142	.0	.0	1.450	1.498	JD	375	4,495	05/11/2021	06/01/2026
172967-LW-9	CITIGROUP INC Corp Note Call	1			1.G FE	1,936,746	.96	330	1,800,000	1,879,241	.0	(13,491)	.0	.0	4.075	3.167	AO	13,855	73,350	06/28/2019	04/23/2029
172967-IF-5	CITIGROUP INC Corp Note Call MW	2			1.G FE	760,000	.99	256	760,000	760,000	.0	.0	.0	.0	3.352	3.352	AO	4,741	25,475	04/16/2019	04/24/2025
172967-NA-5	CITIGROUP INC Corp Note Call MW	2			1.G FE	1,700,000	.91	5510	1,700,000	1,700,000	.0	.0	.0	.0	1.462	1.519	JD	1,519	24,854	06/02/2021	06/09/2027
17327C-AQ-6	CITIGROUP INC Corp Note Call MW	2			1.G FE	540,000	.85	3520	540,000	540,000	.0	.0	.0	.0	3.057	3.057	JJ	7,153	16,508	01/18/2022	01/25/2033
191216-DP-2	COCA-COLA CO/THE Corp Note MW	1			1.E FE	1,129,062	.87	2780	1,130,000	1,129,263	.0	.83	.0	.0	2.250	2.259	JJ	12,430	25,425	04/28/2021	01/05/2032
20030N-CH-2	COMCAST CORP Corp Note Call MW	2			1.G FE	987,917	.96	5110	990,000	989,014	.0	.207	.0	.0	3.550	3.592	MN	3,491	20,945	02/01/2018	05/01/2028
20030N-CR-0	COMCAST CORP Corp Note Call MW	2			1.G FE	829,950	.99	4780	830,000	829,998	.0	.8	.0	.0	3.700	3.701	AO	6,483	30,710	10/02/2018	04/15/2024
205887-CB-6	CONAGRA BRANDS Corp Note Call MW	2			2.C FE	299,142	.99	0890	300,000	299,750	.0	.128	.0	.0	4.600	4.648	MN	2,300	13,800	10/15/2018	11/01/2025
207597-EN-1	CONN LIGHT & PIIR Corp Note Call MW	2			1.E FE	738,002	.83	5030	740,000	738,464	.0	.187	.0	.0	2.050	2.080	JJ	7,585	15,170	06/21/2021	07/01/2031
21036P-BE-7	CONSTELLATION BRANDS INC Corp Note Call	2			2.C FE	1,299,441	.93	0150	1,300,000	1,299,668	.0	.54	.0	.0	3.150	3.155	FA	17,063	40,950	07/24/2019	08/01/2029
21871X-AB-5	COREBRIDGE FIN Corp Note Call MW	1			2.A FE	349,825	.97	5650	350,000	349,888	.0	.63	.0	.0	3.500	3.526	AO	2,960	6,125	05/24/2023	04/04/2025
21871X-AD-1	COREBRIDGE FIN Corp Note Call MW	1			2.A FE	599,337	.96	2530	600,000	599,452	.0	.115	.0	.0	3.650	3.680	AO	5,232	10,950	05/24/2023	04/05/2027
22822V-AY-7	CROWN CASTLE INT Corp Note Call MW	2			2.B FE	1,196,916	.83	4610	1,200,000	1,197,621	.0	.283	.0	.0	2.500	2.529	JJ	13,833	30,000	06/15/2021	07/15/2031
24422E-UY-3	JOHN DEERE CAPITAL CORP Corp Note Non Call	1			1.F FE	744,419	.92	8430	745,000	744,658	.0	.56	.0	.0	2.800	2.809	JJ	9,445	20,860	07/15/2019	07/18/2029
24422E-VH-8	JOHN DEERE CAPITAL CORP Corp Note Non Call	1			1.F FE	937,688	.96	3520	940,000	937,995	.0	.197	.0	.0	3.900	3.930	JD	2,444	36,660	06/01/2022	06/07/2032

ANNUAL STATEMENT FOR THE YEAR 2023 OF THE UnitedHealthcare of the Midlands, Inc.

SCHEDULE D - PART 1

Showing All Long-Term BONDS Owned December 31 of Current Year

1	2	Codes			6	7	Fair Value		10	11	Change in Book/Adjusted Carrying Value				Interest					Dates	
		3	4	5			8	9			12	13	14	15	16	17	18	19	20	21	22
CUSIP Identification	Description	C o d e	F o r e i g n	B o n d C h a r	NAIC Designation, NAIC Designation Modifier and SVO Administrative Symbol	Actual Cost	Rate Used to Obtain Fair Value	Fair Value	Par Value	Book/ Adjusted Carrying Value	Unrealized Valuation Increase/ (Decrease)	Current Year's (Amortization)/ Accretion	Current Year's Other-Than-Temporary Impairment Recognized	Total Foreign Exchange Change in Book/ Adjusted Carrying Value	Rate of	Effective Rate of	When Paid	Admitted Amount Due and Accrued	Amount Received During Year	Acquired	Stated Contractual Maturity Date
24422E-WIS-4	JOHN DEERE CAPITAL CORP Corp Note Non Call				1.F FE	4,397,184	100.6130	4,426,972	4,400,000	4,398,319	0	1,135	0	0	5.150	5.184	MS	74,274	113,300	02/27/2023	03/03/2025
25466A-AQ-4	DISCOVER BANK Corp Note Call	2			2.B FE	869,635	97.6760	849,781	870,000	869,947	0	75	0	0	2.450	2.459	MS	6,454	21,315	09/09/2019	09/12/2024
256677-AP-0	DOLLAR GENERAL CORP Corp Note Call MW	1			2.B FE	1,797,120	101.8460	1,833,228	1,800,000	1,797,352	0	232	0	0	5.450	5.470	JJ	55,590	0	06/05/2023	07/05/2033
26884L-AG-4	EQT CORP Corp Note Call MW	1			2.C FE	1,046,120	107.4410	1,074,410	1,000,000	1,045,842	0	(278)	0	0	7.000	6.055	FA	29,167	0	12/12/2023	02/01/2030
291011-BQ-6	EMERSON ELECTRIC Corp Note Call MW	2			1.F FE	1,413,444	89.6930	1,278,125	1,425,000	1,416,509	0	1,593	0	0	2.000	2.126	JD	792	28,500	01/28/2022	12/21/2028
29248H-AB-9	EMPOWER FIN 2020 Corp Note Call MW 144A	2			1.F FE	331,000	80.7010	267,120	331,000	331,000	0	0	0	0	1.776	1.776	MS	1,698	5,879	09/14/2020	03/17/2031
29278N-AG-8	ENERGY TRANSFER LP Corp Note Call MW	2			2.C FE	2,573,447	100.8270	2,319,021	2,300,000	2,456,561	0	(27,683)	0	0	5.250	3.755	AO	25,492	120,750	06/28/2019	04/15/2029
29364H-BE-7	ENTERGY LOUISIANA LLC Corp Note Call MW	1			1.F FE	224,123	80.2060	180,464	225,000	224,381	0	83	0	0	1.600	1.642	JD	160	3,600	11/09/2020	12/15/2030
29379V-BX-0	ENTERPRISE PRODUCTS OPER Corp Note Call MW	2			1.G FE	1,071,487	90.4720	952,670	1,053,000	1,065,084	0	(1,943)	0	0	2.800	2.583	JJ	12,367	29,484	07/30/2020	01/31/2030
29444U-BL-9	EQUINIX INC Corp Note Call MW	2			2.B FE	849,227	87.8080	746,368	850,000	849,550	0	103	0	0	1.550	1.563	MS	3,879	13,175	09/23/2020	03/15/2028
29449W-7M-3	EQUITABLE FINANCIAL LIFE Corp Note Non Call 144A				1.E FE	948,167	90.2070	856,967	950,000	949,057	0	364	0	0	1.300	1.340	JJ	5,798	12,350	07/07/2021	07/12/2026
29449W-AA-5	EQUITABLE FINANCIAL LIFE Corp Note Non Call 144A				1.E FE	583,929	94.3230	551,790	585,000	584,667	0	216	0	0	1.400	1.438	JJ	3,959	8,190	06/29/2020	07/07/2025
29449W-AD-9	EQUITABLE FINANCIAL LIFE Corp Note 144A				1.E FE	1,496,175	80.9400	1,214,100	1,500,000	1,497,298	0	366	0	0	1.750	1.778	MN	3,354	26,250	11/12/2020	11/15/2030
29449W-AQ-0	EQUITABLE FINANCIAL LIFE Corp Note Non Call 144A				1.E FE	4,394,852	100.4230	4,418,612	4,400,000	4,395,614	0	762	0	0	5.450	5.477	MS	78,601	119,900	02/28/2023	03/03/2028
30161N-BK-6	EXELON CORP Corp Note Call MW	1			2.B FE	1,698,215	102.1370	1,736,329	1,700,000	1,698,415	0	200	0	0	5.300	5.313	MS	26,529	51,057	02/16/2023	03/15/2033
30231G-BJ-0	EXXON MOBIL CORP Corp Note Call MW	2			1.D FE	1,400,000	97.1060	1,359,484	1,400,000	1,400,000	0	0	0	0	3.294	3.294	MS	13,066	46,116	03/17/2020	03/19/2027
31620M-BJ-4	FIDELITY NATL IN Corp Note Call MW	2			2.B FE	366,361	96.1610	352,911	367,000	366,627	0	61	0	0	3.750	3.771	MN	1,529	13,763	05/14/2019	05/21/2029
31620M-BS-4	FIDELITY NATL IN Corp Note Call MW	1			2.B FE	442,432	89.2270	397,060	445,000	443,435	0	359	0	0	1.650	1.738	MS	2,448	7,343	02/23/2021	03/01/2028
337738-AT-5	FISERV INC Corp Note Call MW	2			2.B FE	649,955	96.3050	625,983	650,000	649,984	0	6	0	0	3.200	3.201	JJ	10,400	20,800	06/10/2019	07/01/2026
34959E-AA-7	FORTINET INC Corp Note Call MW	2			2.A FE	353,094	91.7450	325,695	355,000	354,152	0	378	0	0	1.000	1.110	MS	1,045	3,550	02/24/2021	03/15/2026
354613-AL-5	FRANKLIN RES INC Corp Note Call MW	2			1.F FE	788,246	81.6290	644,869	790,000	788,777	0	168	0	0	1.600	1.624	AO	2,142	12,640	10/14/2020	10/30/2030
361448-BG-7	GATX Corp Corp Note Call MW	1			2.B FE	1,190,976	79.5410	954,492	1,200,000	1,193,329	0	827	0	0	1.900	1.961	JD	1,900	22,800	02/01/2021	06/01/2031
361448-BL-6	GATX CORP Corp Note Call MW	2			2.B FE	1,796,742	100.6820	1,812,276	1,800,000	1,796,795	0	53	0	0	5.450	5.474	MS	28,885	35,970	05/01/2023	09/15/2033
369550-BN-7	GENERAL DYNAMICS CORP Corp Note Call MW	2			1.G FE	1,657,394	92.5010	1,535,517	1,660,000	1,658,738	0	512	0	0	1.150	1.182	JD	1,591	19,090	05/03/2021	06/01/2026
37045X-DD-5	GENERAL MOTORS FINL CO Corp Note Call MW	2			2.B FE	1,197,684	92.5590	1,110,708	1,200,000	1,199,047	0	463	0	0	1.250	1.290	JJ	7,208	15,000	01/05/2021	01/08/2026
37045X-EF-9	GENERAL MOTORS FINL CO Corp Note MW	1			2.B FE	449,424	100.6660	452,997	450,000	449,557	0	133	0	0	5.400	5.447	AO	5,738	12,150	04/03/2023	04/06/2026
373334-KT-7	GEORGIA POWER CO Corp Note Call MW	2			2.A FE	2,196,172	100.8800	2,219,360	2,200,000	2,196,418	0	246	0	0	4.950	4.972	MN	13,310	58,383	05/01/2023	05/17/2033
375558-BY-8	GILEAD SCIENCES INC Corp Note Call MW	2			2.A FE	992,622	83.8300	834,109	995,000	993,353	0	228	0	0	1.650	1.676	AO	4,104	16,418	09/23/2020	10/01/2030
378272-BD-9	GLENCORE FUNDING LLC Corp Note Call MW 144A	2			2.A FE	1,128,814	92.7430	1,047,996	1,130,000	1,129,438	0	236	0	0	1.625	1.647	AO	3,264	18,363	04/21/2021	04/27/2026
38141G-WZ-3	GOLDMAN SACHS GROUP INC Corp Note Call MW	2			2.A FE	1,933,722	96.8000	1,742,400	1,800,000	1,870,377	0	(14,888)	0	0	4.223	3.248	MN	12,669	76,014	06/28/2019	05/01/2029
38141G-XR-0	GOLDMAN SACHS GROUP INC Corp Note Call MW	2			1.F FE	290,000	80.8390	234,433	290,000	290,000	0	0	0	0	1.992	1.992	JJ	2,471	5,777	01/20/2021	01/27/2032
38141G-YB-4	GOLDMAN SACHS GROUP INC Corp Note Call MW	2			1.F FE	900,000	83.9750	755,775	900,000	900,000	0	0	0	0	2.615	2.615	AO	4,511	23,535	04/15/2021	04/22/2032
38141G-ZK-3	GOLDMAN SACHS GROUP INC Corp Note Call MW	2			1.F FE	890,000	92.7410	825,395	890,000	890,000	0	0	0	0	2.640	2.414	FA	8,289	23,496	01/19/2022	02/24/2028
38141G-ZM-9	GOLDMAN SACHS GROUP INC Corp Note Call MW	2			1.F FE	1,629,592	85.8710	1,631,549	1,900,000	1,660,834	0	20,378	0	0	3.102	4.820	FA	20,792	58,938	06/10/2022	02/24/2033
40139L-BD-4	GUARDIAN LIFE Corp Note 144A				1.B FE	1,120,000	91.9550	1,029,896	1,120,000	1,120,000	0	0	0	0	1.250	1.250	MN	1,867	14,000	05/10/2021	05/13/2026
404119-CC-1	HCA INC Corp Note Call MW	2			2.C FE	1,192,656	82.4600	989,520	1,200,000	1,194,329	0	677	0	0	2.375	2.444	JJ	13,142	28,500	06/21/2023	07/15/2031
42250P-AC-7	HEALTHPEAK PROP Corp Note Call MW	1			2.A FE	549,324	89.7860	493,823	550,000	549,619	0	120	0	0	1.350	1.373	FA	3,094	7,425	06/30/2021	02/01/2027
42824C-BK-4	HP ENTERPRISE CO Corp Note Call MW	2			2.B FE	1,000,900	93.1300	931,300	1,000,000	1,000,371	0	(185)	0	0	1.750	1.731	AO	4,375	17,500	08/27/2020	04/01/2026
42824C-BL-2	HP ENTERPRISE CO Corp Note Non Call	1			2.B FE	1,698,878	100.2790	1,704,743	1,700,000	1,699,460	0	582	0	0	5.900	5.944	AO	25,075	52,936	03/07/2023	10/01/2024
437076-CF-7	HOME DEPOT INC Corp Note Call MW	2			1.F FE	1,192,848	81.7400	980,880	1,200,000	1,194,848	0	673	0	0	1.375	1.438	MS	4,858	16,500	01/04/2021	03/15/2031
440452-AH-3	HORNEL FOODS CRP Corp Note Call MW	2			1.G FE	468,858	90.0410	423,193	470,000	469,263	0	159	0	0	1.700	1.737	JD	621	7,990	05/25/2021	06/03/2028
441077-AX-4	HOST HOTELS Corp Note Call MW	2			2.C FE	433,151	99.4810	432,742	435,000	434,936	0	283	0	0	3.875	3.944	MN	2,154	16,856	03/09/2017	04/01/2024
459200-KM-2	IBM CORP Corp Note Call MW	2			1.G FE	559,922	93.1390	521,578	560,000	559,950	0	15	0	0	2.200	2.203	FA	4,860	12,320	02/02/2022	02/09/2027
46124H-AD-8	INTUIT INC Corp Note Call MW	1			1.G FE	558,656	84.0720	470,803	560,000	559,101	0	129	0	0	1.650	1.676	JJ	4,261	9,240	06/25/2020	07/15/2030
46647P-AM-8	JPMORGAN CHASE & CO Corp Note Call MW	1			1.F FE	1,100,000	94.8270	1,043,097	1,100,000	1,100,000	0	0	0	0	3.509	3.509	JJ	16,941	38,599	01/16/2018	01/23/2029

ANNUAL STATEMENT FOR THE YEAR 2023 OF THE UnitedHealthcare of the Midlands, Inc.

SCHEDULE D - PART 1

Showing All Long-Term BONDS Owned December 31 of Current Year

1	2	Codes			6	7	Fair Value		10	11	Change in Book/Adjusted Carrying Value				Interest					Dates	
		3	4	5			8	9			12	13	14	15	16	17	18	19	20	21	22
CUSIP Identification	Description	C o d e	F o r e i g n	B o n d C h a r	NAIC Designation, NAIC Designation Modifier and SVO Administrative Symbol	Actual Cost	Rate Used to Obtain Fair Value	Fair Value	Par Value	Book/ Adjusted Carrying Value	Unrealized Valuation Increase/ (Decrease)	Current Year's (Amortization)/ Accretion	Current Year's Other-Than-Temporary Impairment Recognized	Total Foreign Exchange Change in Book/ Adjusted Carrying Value	Rate of	Effective Rate of	When Paid	Admitted Amount Due and Accrued	Amount Received During Year	Acquired	Stated Contractual Maturity Date
46647P-AX-4	JPMORGAN CHASE & CO Corp Note Call MW	2			1.F FE	2,010,330	.98 0710	1,765,278	1,800,000	1,917,325	.0	(21,768)	.0	.0	4.452	3.018	JD	5,788	80,136	06/28/2019	12/05/2029
46647P-BU-9	JPMORGAN CHASE & CO Corp Note Call MW	1			1.E FE	900,000	.81 0920	729,828	900,000	900,000	.0	.0	.0	.0	1.764	1.763	MM	1,852	15,876	11/12/2020	11/19/2031
46647P-BW-5	JPMORGAN CHASE & CO Corp Note Call MW	1			1.E FE	900,000	.91 9450	827,505	900,000	900,000	.0	.0	.0	.0	1.040	1.040	FA	3,822	9,360	01/28/2021	02/04/2027
46647P-CB-0	JPMORGAN CHASE & CO Corp Note Call MW	2			1.E FE	660,000	.92 3210	609,319	660,000	660,000	.0	.0	.0	.0	1.578	1.578	AO	1,996	10,415	04/15/2021	04/22/2027
46647P-CJ-3	JPMORGAN CHASE & CO Corp Note Call MW	2			1.E FE	1,310,000	.88 7150	1,162,167	1,310,000	1,310,000	.0	.0	.0	.0	2.069	2.069	JD	2,259	27,104	05/24/2021	06/01/2029
46647P-CP-9	JPMORGAN CHASE & CO Corp Note Call MW				1.E FE	2,000,000	.90 6410	1,812,820	2,000,000	2,000,000	.0	.0	.0	.0	1.470	1.367	MS	8,085	29,400	09/15/2021	09/22/2027
46647P-CU-8	JPMORGAN CHASE & CO Corp Note Call MW	2			1.E FE	510,000	.85 7280	437,213	510,000	510,000	.0	.0	.0	.0	2.963	2.963	JJ	6,548	15,111	01/18/2022	01/25/2033
46647P-CV-6	JPMORGAN CHASE & CO Corp Note Call MW	2			1.E FE	1,800,000	.96 8910	1,744,038	1,800,000	1,800,000	.0	.0	.0	.0	2.595	2.595	FA	16,478	46,710	02/16/2022	02/24/2026
48203R-AM-6	JUNIPER NETWORKS Corp Note Call	2			2.B FE	869,574	.94 9970	826,474	870,000	869,735	.0	42	.0	.0	3.750	3.756	FA	12,325	32,625	08/19/2019	08/15/2029
482480-AL-4	KLA CORP Corp Note Call MW	2			1.F FE	819,516	.102 2130	838,147	820,000	819,602	.0	40	.0	.0	4.650	4.657	JJ	17,582	40,460	06/21/2022	07/15/2032
49446R-AS-8	KIMCO REALTY Corp Note Call MW	2			2.A FE	996,370	.96 0680	960,680	1,000,000	998,667	.0	378	.0	.0	3.800	3.844	AO	9,500	38,000	03/22/2017	04/01/2027
49446R-AW-9	KIMCO REALTY Corp Note Call MW	1			2.A FE	786,390	.86 5570	683,800	790,000	787,535	.0	328	.0	.0	2.700	2.751	AO	5,333	21,330	07/07/2020	10/01/2030
501044-DO-1	KROGER CO Corp Note Call MW	2			2.B FE	748,283	.80 8750	606,563	750,000	748,762	.0	164	.0	.0	1.700	1.725	JJ	5,879	12,750	01/05/2021	01/15/2031
512807-AS-7	LAM RESEARCH Corp Note Call MW	2			1.G FE	637,292	.98 2430	626,790	638,000	637,760	.0	102	.0	.0	3.750	3.768	MS	7,045	23,925	02/25/2019	03/15/2026
534187-AR-0	LINCOLN NATL CRP Corp Note Non Call				2.B FE	908,343	.103 3780	930,402	900,000	908,335	.0	(8)	.0	.0	6.150	6.041	AO	12,915	.0	12/12/2023	04/07/2036
534187-BJ-7	LINCOLN NATL CRP Corp Note Call MW	2			2.B FE	1,398,544	.88 4560	1,238,384	1,400,000	1,399,084	.0	136	.0	.0	3.050	3.062	JJ	19,689	42,700	08/12/2019	01/15/2030
548661-DR-5	LOWE'S COS INC Corp Note Call MW	2			2.A FE	418,409	.96 4650	404,188	419,000	418,663	.0	57	.0	.0	3.650	3.667	AO	3,653	15,294	04/03/2019	04/05/2029
548661-ED-5	LOWE'S COS INC Corp Note Call MW	2			2.A FE	598,662	.88 5190	531,114	600,000	599,081	.0	186	.0	.0	1.700	1.734	MS	3,003	10,200	09/13/2021	09/15/2028
55261F-AR-5	M&T BANK CORPORATION Corp Note Call MW	1			2.A FE	960,000	.94 7930	910,013	960,000	960,000	.0	.0	.0	.0	5.053	5.053	JJ	20,751	24,254	01/24/2023	01/27/2034
55336V-AS-9	MPLX LP Corp Note Call MW	2			2.B FE	1,539,398	.99 3730	1,391,222	1,400,000	1,478,874	.0	(14,583)	.0	.0	4.800	3.532	FA	25,387	67,200	08/02/2019	02/15/2029
55336V-BV-1	MPLX LP Corp Note Call MW	1			2.B FE	585,103	.98 0120	578,271	590,000	585,469	.0	366	.0	.0	5.000	5.106	MS	9,833	16,553	02/02/2023	03/01/2033
55903V-AZ-6	WARNERMEDIA HOLDINGS INC				2.C FE	630,000	.97 8820	616,657	630,000	630,000	.0	.0	.0	.0	3.638	3.638	MS	6,748	11,460	04/28/2023	03/15/2025
55903V-BB-8	WARNERMEDIA HOLDINGS INC Corp Note Call MW	1			2.C FE	280,000	.94 9290	265,801	280,000	280,000	.0	.0	.0	.0	4.054	4.054	MS	3,342	5,676	04/28/2023	03/15/2029
571676-AA-3	MARS INC Corp Note Call MW 144A	2			1.E FE	779,485	.97 3860	759,611	780,000	779,886	.0	88	.0	.0	2.700	2.712	AO	5,265	21,060	03/26/2019	04/01/2025
571676-AL-9	MARS INC Corp Note Call MW 144A	1			1.E FE	609,006	.79 1630	482,894	610,000	609,273	.0	79	.0	.0	1.625	1.640	JJ	4,543	9,913	07/13/2020	07/16/2032
571903-BL-6	MARRIOTT INTERNATIONAL Corp Note Call MW	1			2.B FE	1,115,672	.100 7160	1,138,091	1,130,000	1,117,283	.0	1,611	.0	.0	4.900	5.146	AO	11,689	30,454	03/23/2023	04/15/2029
574599-BP-0	MASCO CORP Corp Note Call MW	1			2.B FE	596,564	.82 5110	492,591	597,000	596,699	.0	41	.0	.0	2.000	2.008	AO	2,985	11,940	09/09/2020	10/01/2030
574599-BQ-8	MASCO CORP Corp Note Call MW	1			2.B FE	268,021	.82 2570	222,094	270,000	268,541	.0	188	.0	.0	2.000	2.082	FA	2,040	5,400	02/18/2021	02/15/2031
574599-BS-4	MASCO CORP Corp Note Call MW	1			2.B FE	424,303	.87 5720	372,181	425,000	424,577	.0	99	.0	.0	1.500	1.525	FA	2,408	6,375	02/18/2021	02/15/2028
575634-AU-4	MASS ELECTRIC CO Corp Note Call MW 144A	2			2.A FE	275,000	.79 4460	275,000	275,000	275,000	.0	.0	.0	.0	1.729	1.728	MM	4,755	4,755	11/19/2020	11/24/2030
576360-AM-6	MASTERCARD INC Corp Note Call MW	2			1.D FE	489,324	.94 2180	461,668	490,000	489,610	.0	66	.0	.0	2.950	2.966	JD	1,205	14,455	05/28/2019	06/01/2029
581557-BQ-7	MCKESSON CORP Corp Note MW Call				2.A FE	394,846	.92 7530	366,374	395,000	394,940	.0	31	.0	.0	0.900	0.908	JD	277	3,555	11/30/2020	12/03/2025
581557-BR-5	MCKESSON CORP Corp Note Call MW	2			2.A FE	1,075,108	.91 7200	990,576	1,080,000	1,077,397	.0	968	.0	.0	1.300	1.394	FA	5,304	14,040	08/09/2021	08/15/2026
58769J-AE-7	MERCEDES-BENZ FIN NA Corp Note Non Call 144A				1.F FE	1,389,639	.100 1000	1,391,390	1,390,000	1,389,771	.0	133	.0	.0	4.950	4.964	MS	17,392	34,403	03/27/2023	03/30/2025
58933Y-AX-3	MERCK & CO INC Corp Note Call MW	2			1.E FE	825,335	.96 1310	797,887	830,000	827,384	.0	453	.0	.0	3.400	3.467	MS	8,936	28,220	03/05/2019	03/07/2029
592176-DC-0	MET LIFE GLOB FUNDING I Corp Note Non Call 144A				1.D FE	409,647	.90 9800	373,018	410,000	409,794	.0	34	.0	.0	3.050	3.060	JD	496	12,505	06/11/2019	06/17/2029
592176-FP-9	MET LIFE GLOB FUNDING I Corp Note Non Call 144A				1.D FE	1,627,734	.101 8280	1,659,796	1,630,000	1,627,869	.0	135	.0	.0	5.150	5.168	MS	21,686	41,973	03/21/2023	03/28/2033
592176-GU-7	MET LIFE GLOB FUNDING I Corp Note Non Call 144A				1.D FE	687,012	.80 1360	552,938	690,000	687,855	.0	287	.0	.0	1.550	1.597	JJ	5,169	10,695	01/04/2021	01/07/2031
595112-BS-1	MICRON TECHNOLOGY INC Corp Note Call MW	2			2.C FE	340,000	.80 0410	340,000	340,000	340,000	.0	.0	.0	.0	2.703	2.703	AO	1,940	9,190	01/18/2021	04/15/2032
617446-BU-6	MORGAN STANLEY Corp Note MW Call	1			1.E FE	490,000	.79 8970	391,495	490,000	490,000	.0	.0	.0	.0	1.794	1.793	FA	3,370	8,791	11/09/2020	02/13/2032
617446-BV-4	MORGAN STANLEY Corp Note Call MW	2			1.E FE	1,400,000	.92 0590	1,288,826	1,400,000	1,400,000	.0	.0	.0	.0	0.985	0.985	JD	804	13,790	12/07/2020	12/10/2026
617446-BX-0	MORGAN STANLEY Corp Note Call MW	2			1.E FE	410,000	.80 4540	329,861	410,000	410,000	.0	.0	.0	.0	1.928	1.928	AO	1,383	7,905	01/20/2021	04/28/2032
61747Y-EA-9	MORGAN STANLEY Corp Note Call MW	2			1.E FE	1,600,000	.97 7870	1,564,592	1,600,000	1,600,000	.0	.0	.0	.0	0.790	0.790	MM	1,088	12,640	05/26/2021	05/30/2025
61747Y-EM-3	MORGAN STANLEY Corp Note Call MW	2			1.E FE	1,500,000	.96 8260	1,452,390	1,500,000	1,500,000	.0	.0	.0	.0	2.630	2.630	FA	14,575	39,450	02/16/2022	02/18/2026
61747Y-EU-5	MORGAN STANLEY Corp Note Call MW	2			1.E FE	1,570,000	.97 5570	1,531,645	1,570,000	1,570,000	.0	.0	.0	.0	4.889	4.803	JJ	34,328	76,757	07/18/2022	07/20/2033

E10.10

ANNUAL STATEMENT FOR THE YEAR 2023 OF THE UnitedHealthcare of the Midlands, Inc.

SCHEDULE D - PART 1

Showing All Long-Term BONDS Owned December 31 of Current Year

1	2	Codes			6	7	Fair Value		10	11	Change in Book/Adjusted Carrying Value				Interest					Dates	
		3	4	5			8	9			12	13	14	15	16	17	18	19	20	21	22
CUSIP Identification	Description	C o d e	F o r e i g n	B o n d C h a r	NAIC Designation, NAIC Designation Modifier and SVO Administrative Symbol	Actual Cost	Rate Used to Obtain Fair Value	Fair Value	Par Value	Book/ Adjusted Carrying Value	Unrealized Valuation Increase/ (Decrease)	Current Year's (Amortization)/ Accretion	Current Year's Other-Than-Temporary Impairment Recognized	Total Foreign Exchange Change in Book/ Adjusted Carrying Value	Rate of	Effective Rate of	When Paid	Admitted Amount Due and Accrued	Amount Received During Year	Acquired	Stated Contractual Maturity Date
61747Y-FA-8	MORGAN STANLEY Corp Note Call MW	1			1.E FE	449,991		100,511.00	450,000	450,001	0	10	0	0	5.123	5.123	FA	9,606	12,295	01/17/2023	02/01/2029
63743H-FH-0	NATIONAL RURAL UTIL COOP Corp Note Call MW	1			1.F FE	1,438,978		1,438,445	1,440,000	1,439,316	0	339	0	0	4.450	4.473	MS	19,224	38,092	02/02/2023	03/13/2026
64952W-DS-9	NEW YORK LIFE GL Corp Note Non Call 144A				1.A FE	1,098,141		883,069	1,100,000	1,098,748	0	181	0	0	1.200	1.218	FA	5,280	13,200	08/04/2020	08/07/2030
64952W-EC-3	NEW YORK LIFE GL Corp Note Non Call				1.A FE	1,400,000		99,995.00	1,400,000	1,400,000	0	0	0	0	5.660	0.320	JAJO	14,743	71,799	04/20/2021	04/26/2024
64952W-ED-1	NEW YORK LIFE GL Corp Note Non Call 144A				1.A FE	1,698,351		91,696.00	1,700,000	1,699,184	0	328	0	0	1.150	1.170	JD	1,195	19,550	06/02/2021	06/09/2026
65364U-AN-6	NIAGARA MOHAWK Corp Note Call MW 144A	1			2.A FE	830,000		83,044.00	830,000	830,000	0	0	0	0	1.960	1.960	JD	181	16,268	06/23/2020	06/27/2030
65473P-AN-5	NISOURCE INC Corp Note Call MW	1			2.B FE	798,632		102,013.00	800,000	798,828	0	196	0	0	5.250	5.289	MS	10,617	21,700	03/21/2023	03/30/2028
670346-AY-1	NUCOR CORP Corp Note Call MW	2			1.G FE	648,960		99,093.00	650,000	649,270	0	195	0	0	4.300	4.336	MM	2,950	27,950	05/18/2022	05/23/2027
67066G-AM-6	NVIDIA CORP Corp Note Call MW	2			1.E FE	2,093,343		89,601.00	2,100,000	2,095,678	0	929	0	0	1.550	1.598	JD	1,447	32,550	06/14/2021	06/15/2028
67103H-AK-3	O'REILLY AUTOMOT Corp Note Call MW	1			2.B FE	199,088		81,170.00	200,000	199,355	0	83	0	0	1.750	1.798	MS	1,031	3,500	09/09/2020	03/15/2031
68233J-BZ-6	ONCOR ELECTRIC DELIVERY Corp Note Call MW	2			1.F FE	1,457,451		93,091.00	1,465,000	1,461,924	0	1,741	0	0	0.550	0.671	AO	2,014	8,058	06/03/2021	10/01/2025
68389X-CP-8	ORACLE CORP Corp Note Call MW	1			2.B FE	1,159,188		99,600.00	1,160,000	1,159,246	0	58	0	0	4.900	4.909	FA	22,894	28,420	02/02/2023	02/06/2033
690742-AJ-0	OWENS CORNING Corp Note Call MW	2			2.B FE	598,722		95,348.00	600,000	599,222	0	121	0	0	3.950	3.976	FA	8,953	23,700	07/29/2019	08/15/2029
693475-AX-3	PNC FINANCIAL SERVICES Corp Note Call	2			1.G FE	808,453		94,739.00	810,000	809,401	0	223	0	0	2.600	2.630	JJ	9,243	21,060	07/18/2019	07/23/2026
693475-BE-4	PNC FINANCIAL SERVICES Corp Note Call	2			1.G FE	2,210,000		94,369.00	2,210,000	2,210,000	0	0	0	0	4.626	4.626	JD	7,100	102,235	06/14/2021	06/06/2033
694308-JT-5	PACIFIC GAS & ELECTRIC Corp Note Call MW	2			2.C FE	666,673		86,696.00	660,000	665,293	0	(662)	0	0	3.250	3.122	JD	1,788	21,450	11/10/2021	06/01/2031
713448-DF-2	PEPSICO INC Corp Note Call MW	2			1.E FE	84,934		96,710.00	85,000	84,984	0	7	0	0	2.850	2.859	FA	855	2,423	02/19/2016	02/24/2026
713448-EL-8	PEPSICO INC Corp Note Call MW	2			1.E FE	603,203		92,210.00	605,000	603,940	0	174	0	0	2.625	2.659	JJ	6,705	15,881	07/25/2019	07/29/2029
713448-FM-5	PEPSICO INC Corp Note Call MW	2			1.E FE	1,188,144		97,888.00	1,190,000	1,188,371	0	158	0	0	3.900	3.919	JJ	21,013	46,410	07/14/2022	07/18/2032
718546-AZ-7	PHILLIPS 66 Corp Note Call MW	2			2.A FE	169,932		92,959.00	170,000	169,972	0	13	0	0	1.300	1.308	FA	835	2,210	11/16/2020	02/15/2026
723787-AV-9	PIONEER NATURAL Corp Note Non Call	2			2.A FE	1,219,402		100,758.00	1,220,000	1,219,545	0	143	0	0	5.100	5.118	MS	15,901	31,110	03/27/2023	03/29/2026
74251V-AR-3	PRINCIPAL FINANCIAL GRP Corp Note Call MW	2			1.G FE	229,085		94,322.00	230,000	229,468	0	88	0	0	3.700	3.748	MM	1,087	8,510	05/07/2019	05/15/2029
74256L-ES-4	PRINCIPAL LFE GLB FND II Corp Note Non Call 144A				1.E FE	1,431,590		91,071.00	1,440,000	1,435,080	0	1,657	0	0	1.500	1.622	MM	2,640	21,600	11/09/2021	11/17/2026
742718-FV-6	PROCTER & GAMBLE CO/THE Corp Note Non Call				1.D FE	1,497,870		98,362.00	1,500,000	1,498,662	0	417	0	0	1.900	1.930	FA	11,875	28,500	01/27/2022	02/01/2027
743315-AW-3	PROGRESSIVE CORP Corp Note Call MW	2			1.F FE	270,000		92,499.00	270,000	270,000	0	0	0	0	3.200	3.200	MS	2,280	8,640	03/17/2020	03/26/2030
74340X-BM-2	PROLOGIS LP Corp Note Call MW	1			1.G FE	789,681		87,478.00	795,000	791,577	0	500	0	0	2.250	2.324	AO	3,776	17,888	02/03/2020	04/15/2030
74340X-BV-2	PROLOGIS LP Corp Note Call MW	2			1.G FE	492,767		95,557.00	480,000	489,733	0	(2,458)	0	0	3.375	2.795	JD	720	16,200	10/04/2022	12/15/2027
74456Q-BR-6	PUBLIC SERVICE ELECTRIC Corp Note Call MW	2			1.F FE	109,638		94,361.00	110,000	109,894	0	38	0	0	2.250	2.287	MS	729	2,475	09/07/2016	09/15/2026
74456Q-BS-4	PUBLIC SERVICE ELECTRIC Corp Note Call	2			1.F FE	797,656		95,254.00	800,000	799,134	0	240	0	0	3.000	3.034	MM	3,067	24,000	05/02/2017	05/15/2027
744573-AN-6	PUBLIC SERVICE ENTERPRISE Corp Note Call MW	2			2.B FE	969,544		98,743.00	970,000	969,957	0	94	0	0	2.875	2.885	JD	1,239	27,888	06/03/2019	06/15/2024
75513E-CO-2	RTX CORP Corp Note Call MW	1			2.A FE	1,319,630		100,439.00	1,320,000	1,319,729	0	99	0	0	5.000	5.010	FA	22,733	33,000	02/23/2023	02/27/2026
75513E-CR-0	RTX CORP Corp Note Call MW	2			2.A FE	1,325,442		101,960.00	1,365,000	1,326,400	0	958	0	0	5.150	5.548	FA	24,214	0	09/14/2023	02/27/2033
756109-AR-5	REALTY INCOME CORP Corp Note Call MW	1			2.A FE	589,056		617,862.00	600,000	605,507	0	(2,018)	0	0	4.125	3.744	AO	5,225	24,750	03/08/2017	10/15/2026
756109-AW-4	REALTY INCOME CORP Corp Note Call MW	2			1.G FE	1,490,385		93,546.00	1,500,000	1,494,359	0	929	0	0	3.250	3.326	JD	2,167	48,750	06/12/2019	06/15/2029
760759-AZ-3	REPUBLIC SERVICES INC Corp Note Call MW	1			2.A FE	414,751		81,454.00	415,000	414,812	0	21	0	0	1.750	1.756	FA	2,744	7,263	11/09/2020	02/15/2032
78355H-KV-0	RYDER SYSTEM INC Corp Note Call MW	1			2.A FE	2,694,465		103,073.00	2,700,000	2,695,346	0	881	0	0	5.650	5.697	MS	50,850	79,665	02/21/2023	03/01/2028
78355H-KY-4	RYDER SYSTEM INC Corp Note Call MW	1			2.A FE	1,137,321		110,942.00	1,140,000	1,137,359	0	38	0	0	6.600	6.631	JD	12,540	0	10/30/2023	12/01/2033
78433L-AA-4	SCE REC FUND Corp Note Sink				1.A FE	209,339		85,229.00	209,340	209,339	0	0	0	0	0.861	0.861	MM	230	1,802	02/17/2021	11/15/2031
79466L-AH-7	SALESFORCE INC Corp Note Call MW	2			1.F FE	1,084,376		88,991.00	1,090,000	1,086,288	0	783	0	0	1.500	1.578	JJ	7,539	16,350	06/29/2021	07/15/2028
79466L-AJ-3	SALESFORCE INC Corp Note Call MW	2			1.F FE	558,382		85,458.00	560,000	558,752	0	152	0	0	1.950	1.982	JJ	5,035	10,920	06/29/2021	07/15/2031
808513-AO-8	CHARLES SCHWAB CORP Corp Note Call	1			1.F FE	304,509		95,224.00	305,000	304,827	0	51	0	0	3.200	3.219	MS	3,226	9,760	02/27/2017	03/02/2027
808513-BR-5	CHARLES SCHWAB CORP Corp Note Call MW	2			1.F FE	897,912		91,629.00	900,000	898,997	0	415	0	0	1.150	1.198	MM	1,380	10,350	05/11/2021	05/13/2026
808513-BS-3	CHARLES SCHWAB CORP Corp Note Call MW	2			1.F FE	1,197,660		83,576.00	1,200,000	1,198,225	0	218	0	0	2.300	2.322	MM	3,680	27,600	05/11/2021	05/13/2031
817826-AD-2	7-ELEVEN INC Corp Note Call MW 144A	1			2.B FE	291,086		87,557.00	292,000	291,453	0	129	0	0	1.300	1.347	FA	1,487	3,796	01/27/2021	02/10/2028
842400-HD-8	SOUTHERN CAL EDISON Corp Note Call MW	2			1.G FE	807,027		85,753.00	810,000	807,715	0	277	0	0	2.500	2.542	JD	1,688	20,250	06/09/2021	06/01/2031

E10.11

ANNUAL STATEMENT FOR THE YEAR 2023 OF THE UnitedHealthcare of the Midlands, Inc.

SCHEDULE D - PART 1

Showing All Long-Term BONDS Owned December 31 of Current Year

1	2	Codes			6	7	Fair Value		10	11	Change in Book/Adjusted Carrying Value				Interest					Dates	
		3	4	5			8	9			12	13	14	15	16	17	18	19	20	21	22
CUSIP Identification	Description	C o d e	F o r e i g n	B o n d C h a r	NAIC Designation, NAIC Designation Modifier and SVO Administrative Symbol	Actual Cost	Rate Used to Obtain Fair Value	Fair Value	Par Value	Book/ Adjusted Carrying Value	Unrealized Valuation Increase/ (Decrease)	Current Year's (Amortization)/ Accretion	Current Year's Other-Than-Temporary Impairment Recognized	Total Foreign Exchange Change in Book/ Adjusted Carrying Value	Rate of	Effective Rate of	When Paid	Admitted Amount Due and Accrued	Amount Received During Year	Acquired	Stated Contractual Maturity Date
842587-DH-7	SOUTHERN CO Corp Note Call MW	1			2.B FE	548,691	.89	489,539	550,000	549,202	.0	181	.0	.0	1.750	1.786	MS	2,834	9,625	02/23/2021	03/15/2028
857477-BS-1	STATE STREET CORP Corp Note Call	2			1.F FE	1,110,000	.92	1,031,623	1,110,000	1,110,000	.0	.0	.0	.0	2.203	1.979	FA	9,781	24,453	02/02/2022	02/07/2028
86787E-BC-0	SUNTRUST BANK Corp Note Call MW	2			1.F FE	1,499,505	.99	1,490,385	1,500,000	1,499,975	.0	101	.0	.0	3.200	3.207	AO	12,000	48,000	03/12/2019	04/01/2024
872540-AW-9	TJX COS INC Corp Note Call MW	1			1.F FE	559,306	.82	464,738	560,000	559,498	.0	64	.0	.0	1.600	1.613	MN	1,145	8,960	11/18/2020	05/15/2031
87264A-CA-1	T-MOBILE USA INC Corp Note Call MW	2			2.B FE	665,861	.90	586,833	650,000	659,780	.0	(2,372)	.0	.0	2.050	1.656	FA	5,034	13,325	05/25/2021	02/15/2028
87612E-BM-7	TARGET CORP Corp Note Call MW	2			1.F FE	509,133	.93	476,095	510,000	509,460	.0	171	.0	.0	1.950	1.986	JJ	4,586	9,945	01/19/2022	01/15/2027
880451-AV-1	TENNESSEE GAS PIPELINE Corp Note Non-Call	2			2.B FE	444,717	108	455,574	420,000	444,514	.0	(203)	.0	.0	7.000	5.591	AO	6,207	.0	12/13/2023	10/15/2028
883556-BZ-4	THERMO FISHER Corp Note Call MW	2			1.G FE	679,055	.91	619,704	680,000	679,425	.0	92	.0	.0	2.600	2.616	AO	4,420	17,680	09/24/2019	10/01/2029
89788M-AG-7	TRUIST FINANCIAL CORP Corp Note Call MW	2			1.G FE	2,700,000	.96	2,603,205	2,700,000	2,700,000	.0	.0	.0	.0	4.123	4.123	JD	7,731	111,321	06/01/2022	06/06/2028
902494-AX-1	TYSON FOODS INC Corp Note MW 150 BP	2			2.B FE	99,696	.98	98,896	100,000	99,978	.0	35	.0	.0	3.950	3.987	FA	1,492	3,950	08/05/2014	08/15/2024
904764-AX-5	UNILEVER CAPITAL Corp Note Call MW	1			1.E FE	792,056	.98	791,904	800,000	799,575	.0	1,218	.0	.0	2.600	2.757	MN	3,236	20,800	05/02/2017	05/05/2024
91159H-JA-9	US BANCORP Corp Note Call MW	1			1.G FE	1,391,026	.80	1,129,100	1,400,000	1,393,975	.0	870	.0	.0	1.375	1.444	JJ	8,502	19,250	07/16/2020	07/22/2030
92277G-AT-4	VENTAS REALTY LP Corp Note Call MW	2			2.A FE	755,850	.97	737,405	760,000	759,174	.0	774	.0	.0	2.650	2.757	JJ	9,287	20,140	06/24/2019	01/15/2025
92343V-CR-3	VERIZON COMMUNICATIONS Corp Note Call MW 25BP	2			2.A FE	298,020	.98	295,620	300,000	299,807	.0	224	.0	.0	3.500	3.579	MN	1,750	10,500	10/22/2014	11/01/2024
92343V-FF-6	VERIZON COMMUNICATIONS Corp Note Call MW	2			2.A FE	204,898	.95	194,984	205,000	204,950	.0	14	.0	.0	3.000	3.008	MS	1,691	6,150	03/17/2020	03/22/2027
92343V-RR-0	VERIZON COMMUNICATIONS Corp Note Call MW	1			2.A FE	995,450	.82	822,950	1,000,000	996,770	.0	426	.0	.0	1.750	1.799	JJ	7,826	17,500	11/10/2020	01/20/2031
925524-AV-2	PARAMOUNT GLOBAL Corp Note Non Call	2			2.C FE	2,258,208	.94	2,277,072	2,400,000	2,258,368	.0	160	.0	.0	5.500	6.344	MN	16,867	.0	12/22/2023	05/15/2033
92840V-AL-6	VISTRA OPERATION Corp Note MW 144A	2			2.C FE	3,393,472	.99	3,369,060	3,400,000	3,396,907	.0	2,132	.0	.0	5.125	5.195	MN	23,233	174,250	05/10/2022	05/13/2025
928668-BL-5	VOLKSWAGEN GROUP AMERICA Corp Note Call MW 144A	2			2.A FE	908,417	.92	845,527	910,000	909,388	.0	317	.0	.0	1.250	1.286	MN	1,169	11,375	11/17/2020	11/24/2025
928668-BT-8	VOLKSWAGEN GROUP AMERICA Corp Note Call MW 144A	1			2.A FE	649,155	.98	637,819	650,000	649,321	.0	108	.0	.0	4.600	4.622	JD	1,910	29,900	05/31/2022	06/08/2029
92939U-AE-6	WEC ENERGY GROUP INC Corp Note MW Call	1			2.A FE	1,398,726	.81	1,143,044	1,400,000	1,399,113	.0	122	.0	.0	1.800	1.810	AO	5,320	25,200	10/05/2020	10/15/2030
92940P-AE-4	WRKCO INC Corp Note Call MW	2			2.B FE	2,380,850	.95	2,388,300	2,500,000	2,381,645	.0	795	.0	.0	3.900	5.111	JD	8,125	.0	12/18/2023	06/01/2028
931142-EN-9	WALMART INC Corp Note Call MW	2			1.C FE	579,316	.96	557,038	580,000	579,591	.0	67	.0	.0	3.250	3.264	JJ	9,058	18,850	04/16/2019	07/08/2029
94106L-BQ-1	WASTE MANAGEMENT INC Corp Note Call MW	2			1.G FE	589,953	.89	525,572	590,000	589,970	.0	5	.0	.0	2.000	2.001	JD	983	11,800	04/28/2021	06/01/2029
95000U-2G-7	WELLS FARGO & COMPANY Corp Note Call	2			2.A FE	1,613,220	.88	1,334,490	1,500,000	1,574,825	.0	(11,988)	.0	.0	2.879	1.969	AO	7,317	43,185	09/21/2020	10/30/2030
95000U-2T-9	WELLS FARGO & COMPANY Corp Note Call MW	2			2.A FE	750,000	.98	735,435	750,000	750,000	.0	.0	.0	.0	0.805	0.805	MN	704	6,038	05/12/2021	05/19/2025
95000U-2U-6	WELLS FARGO & COMPANY Corp Note Call MW	2			2.A FE	1,050,000	.87	917,438	1,050,000	1,050,000	.0	.0	.0	.0	3.350	3.350	MS	11,627	35,175	02/23/2022	03/02/2033
95000U-3B-7	WELLS FARGO & COMPANY Corp Note Call MW	2			2.A FE	1,670,000	.97	1,627,816	1,670,000	1,670,000	.0	.0	.0	.0	4.897	4.897	JJ	35,438	81,780	07/18/2022	07/25/2033
95040Q-AK-0	WELLTOWER INC Corp Note Call MW	2			2.A FE	267,713	.93	251,462	268,000	267,873	.0	38	.0	.0	2.700	2.716	FA	2,734	7,236	12/09/2019	02/15/2027
95709T-AE-5	WESTAR ENERGY Corp Note Call	1			1.F FE	244,049	.95	232,951	245,000	244,662	.0	97	.0	.0	3.100	3.145	AO	1,899	7,595	02/27/2017	04/01/2027
97064B-AL-5	WILLIS NORTH AMERICA INC Corp Note Call MW	2			2.B FE	3,398,470	.98	3,365,966	3,400,000	3,399,024	.0	255	.0	.0	4.650	4.659	JD	7,027	158,100	05/12/2022	06/15/2027
303901-BJ-0	FAIRFAX FINL HLD Corp Note Call MW	A			2.B FE	529,327	.87	466,124	530,000	529,478	.0	63	.0	.0	3.375	3.391	MS	5,863	17,888	11/12/2021	03/03/2031
31429K-AE-3	FED CAISSES DESJARDINS Corp Note Non Call 144A	A			1.E FE	1,509,728	.98	1,481,748	1,510,000	1,509,965	.0	91	.0	.0	0.700	0.706	MN	1,174	10,570	05/18/2021	05/01/2024
31429K-AH-6	FED CAISSES DESJARDINS Corp Note Non Call 144A	A			1.E FE	2,499,675	.99	2,486,350	2,500,000	2,499,756	.0	60	.0	.0	4.550	4.553	FA	40,444	113,750	08/16/2022	08/23/2027
63307A-2S-3	NATIONAL BANK OF CANADA Corp Note Call	A			1.G FE	2,398,176	.99	2,379,144	2,400,000	2,399,101	.0	23,795	.0	.0	3.750	3.777	JD	5,500	90,000	06/02/2022	06/09/2025
67077M-AT-5	NUTRIEN LTD Corp Note Call MW	A			2.B FE	329,931	.98	324,612	331,000	330,383	.0	103	.0	.0	4.200	4.240	AO	3,476	13,902	03/19/2019	04/01/2029
775109-CG-4	ROGERS COMMUNICATIONS IN Corp Note Call MW	A			2.C FE	1,419,908	.95	1,355,915	1,420,000	1,419,951	.0	43	.0	.0	3.200	3.201	MS	13,380	22,720	07/25/2023	03/15/2027
78019E-ZT-7	ROYAL BANK OF CANADA Corp Note MW	A			1.E FE	1,599,456	.91	1,464,416	1,600,000	1,599,720	.0	108	.0	.0	1.150	1.157	JJ	8,536	18,400	07/07/2021	07/14/2026
80685X-AC-5	SCHLUMBERGER Corp Note Call MW	A			1.F FE	394,526	.94	374,602	395,000	394,834	.0	95	.0	.0	1.400	1.425	MS	1,598	5,530	09/09/2020	09/17/2025
89114Q-CA-4	TORONTO-DOMINION BANK Corp Note Non Call	A			1.E FE	1,399,804	.98	1,382,906	1,400,000	1,399,981	.0	41	.0	.0	2.650	2.653	JD	1,958	37,100	06/05/2019	06/12/2024
89114T-ZD-7	TORONTO-DOMINION BANK Corp Note MW	A			1.E FE	1,599,920	.91	1,469,504	1,600,000	1,599,961	.0	16	.0	.0	1.200	1.201	JD	1,493	19,200	06/01/2021	06/03/2026
89115A-2E-1	TORONTO-DOMINION BANK Corp Note MW	A			1.E FE	1,250,000	.97	1,215,188	1,250,000	1,250,000	.0	.0	.0	.0	4.456	4.456	JD	3,559	55,700	06/01/2022	06/08/2032
00084D-AW-0	ABN AMRO BANK NV Corp Note Call 144A	D			2.A FE	1,900,000	.88	1,673,235	1,900,000	1,900,000	.0	.0	.0	.0	2.470	2.470	JD	2,347	46,930	12/06/2021	12/13/2029
00182E-BP-3	ANZ NEW ZEALAND INTL/LDN Corp Note Non Call 144A	D			1.E FE	760,000	.96	736,182	760,000	760,000	.0	.0	.0	.0	2.166	2.166	FA	6,082	16,462	02/09/2022	02/18/2025
00217G-AA-1	APTIV PLC Corp Note Call MW	D			2.B FE	830,000	.96	803,150	830,000	830,000	.0	.0	.0	.0	2.396	2.396	FA	7,347	19,887	02/09/2022	02/18/2025

E10.12

ANNUAL STATEMENT FOR THE YEAR 2023 OF THE UnitedHealthcare of the Midlands, Inc.

SCHEDULE D - PART 1

Showing All Long-Term BONDS Owned December 31 of Current Year

1	2	Codes			6	7	Fair Value		10	11	Change in Book/Adjusted Carrying Value				Interest					Dates	
		3	4	5			8	9			12	13	14	15	16	17	18	19	20	21	22
CUSIP Identification	Description	C o d e	F o r e i g n	B o n d C h a r	NAIC Designation, NAIC Designation Modifier and SVO Administrative Symbol	Actual Cost	Rate Used to Obtain Fair Value	Fair Value	Par Value	Book/ Adjusted Carrying Value	Unrealized Valuation Increase/ (Decrease)	Current Year's (Amortization)/ Accretion	Current Year's Other-Than-Temporary Impairment Recognized	Total Foreign Exchange Change in Book/ Adjusted Carrying Value	Rate of	Effective Rate of	When Paid	Admitted Amount Due and Accrued	Amount Received During Year	Acquired	Stated Contractual Maturity Date
002176-AB-9	APTIV PLC Corp Note Call MW	D	2		2.B FE	1,175,280	.88 3860	1,042,955	1,180,000	1,176,057	.0	.414	.0	.0	3.250	3.297	MS	12,783	38,350	02/09/2022	03/01/2032
00774M-AX-3	AERCAP IRELAND CAP/GLOBA Corp Note Call MW	D	1		2.B FE	468,233	.87 0670	409,215	470,000	468,546	.0	154	.0	.0	3.300	3.344	JJ	6,506	15,510	10/21/2021	01/30/2032
009279-AA-8	AIRBUS SE Corp Note Call MW 144A	D	2		1.F FE	526,505	.95 6680	504,170	527,000	526,821	.0	51	.0	.0	3.150	3.161	AO	3,735	16,601	04/05/2017	04/10/2027
046353-AW-8	ASTRAZENECA PLC Corp Note Call MW	D	1		1.G FE	817,638	.83 1800	682,076	820,000	818,405	.0	229	.0	.0	1.375	1.406	FA	4,541	11,275	08/03/2020	08/06/2030
05523R-AF-4	BAE SYSTEMS PLC Corp Note Call MW 144A	D	1		2.A FE	694,624	.82 2390	575,673	700,000	696,203	.0	492	.0	.0	1.900	1.992	FA	5,024	13,300	09/08/2020	02/15/2031
05964H-AN-5	BANCO SANTANDER SA Corp Note Call	D	2		1.G FE	600,000	.90 4390	542,994	600,000	600,000	.0	542	.0	.0	1.722	1.722	MS	3,071	10,332	09/07/2021	09/14/2027
09659W-2Q-6	BNP PARIBAS Corp Note Call 144A	D	2		1.G FE	620,000	.91 6410	568,174	620,000	620,000	.0	.0	.0	.0	1.675	1.415	JD	29	10,385	06/23/2021	06/30/2027
225401-AM-0	UBS GROUP AG Corp Note Call MW 144A	D	2		1.G FE	560,000	.97 8570	547,999	560,000	560,000	.0	.0	.0	.0	2.593	2.593	MS	4,437	14,521	09/04/2019	09/11/2025
225401-AU-2	UBS GROUP AG Corp Note Call MW 144A	D	2		1.G FE	330,000	.85 2160	281,213	330,000	330,000	.0	.0	.0	.0	3.091	3.091	MN	1,332	10,200	05/10/2021	05/14/2032
225460-AP-2	CREDIT SUISSE NEW YORK Corp Note Non Call	D	2		1.E FE	508,880	.98 6300	493,150	500,000	500,915	.0	(1,294)	.0	.0	3.625	3.353	MS	5,639	18,125	03/28/2017	09/09/2024
25243Y-BA-6	DIAGEO CAP PLC Corp Note Call MW	D	2		1.G FE	999,710	.97 5010	975,010	1,000,000	999,953	.0	57	.0	.0	2.125	2.131	AO	3,955	21,250	09/30/2019	10/24/2024
29359U-AC-3	ENSTAR GROUP LTD Corp Note Call MW	D	2		2.B FE	579,008	.81 6540	473,593	580,000	579,217	.0	89	.0	.0	3.100	3.120	MS	5,993	17,980	08/18/2021	09/01/2031
404280-CM-9	HSBC HOLDINGS PLC Corp Note Call MW	D	2		1.G FE	760,000	.91 7620	697,391	760,000	760,000	.0	.0	.0	.0	1.589	1.589	MN	1,241	12,076	11/17/2020	05/24/2027
404280-CT-4	HSBC HOLDINGS PLC Corp Note Call MW	D	2		1.G FE	870,000	.83 5260	726,676	870,000	870,000	.0	.0	.0	.0	2.804	2.804	MN	2,507	24,395	05/17/2021	05/24/2032
404280-CV-9	HSBC HOLDINGS PLC Corp Note Call MW	D	2		1.G FE	910,000	.87 3590	794,967	910,000	910,000	.0	.0	.0	.0	2.206	2.206	FA	7,472	20,075	08/10/2021	08/17/2029
456873-AE-8	INGERSOLL-RAND Corp Note Call MW	D	2		2.A FE	459,517	.97 2270	447,244	460,000	459,834	.0	71	.0	.0	3.500	3.517	MS	4,472	16,100	03/19/2019	03/21/2026
46590X-AN-6	JBS USA/FOOD/FINANCE Corp Note Call MW	D	1		2.C FE	779,707	.88 0470	695,571	790,000	780,341	.0	634	.0	.0	3.000	3.263	FA	9,809	.0	08/21/2023	02/02/2029
47837R-AA-8	JOHNSON CONTROLS Corp Note Call MW	D	1		2.B FE	573,212	.83 1140	477,906	575,000	573,768	.0	171	.0	.0	1.750	1.784	MS	2,963	10,063	09/08/2020	09/15/2030
539439-AR-0	LLOYDS BANKING GROUP PLC Corp Note Non Call	D	2		1.G FE	1,295,411	.97 8460	1,271,998	1,300,000	1,297,816	.0	460	.0	.0	4.375	4.419	MS	15,641	56,875	03/15/2018	03/22/2028
55608J-AR-9	MACQUARIE GROUP LTD Corp Note Call 144A	D	2		1.F FE	290,000	.91 9170	266,559	290,000	290,000	.0	.0	.0	.0	1.340	1.340	JJ	1,824	3,886	01/05/2021	01/12/2027
606822-BJ-2	MITSUBISHI UFJ FIN GRP Corp Note Non Call	D	2		1.G FE	1,243,000	.98 5740	1,225,275	1,243,000	1,243,000	.0	.0	.0	.0	2.801	2.801	JJ	15,764	34,816	07/11/2019	07/18/2024
606822-BS-2	MITSUBISHI UFJ FIN GRP Corp Note Non Call	D	2		1.G FE	1,200,000	.94 3900	1,132,680	1,200,000	1,200,000	.0	.0	.0	.0	1.412	1.412	JJ	7,719	16,944	07/13/2020	07/17/2025
60687Y-BP-3	MIZUHO FINANCIAL GROUP Corp Note Call	D	2		1.G FE	1,030,000	.91 1490	938,835	1,030,000	1,030,000	.0	.0	.0	.0	1.234	1.234	MN	1,377	12,710	02/16/2021	05/22/2027
60687Y-CT-4	MIZUHO FINANCIAL GROUP Corp Note Call	D	2		1.G FE	2,999,267	.104 0130	3,016,377	2,900,000	2,999,005	.0	(262)	.0	.0	5.754	5.288	MN	15,760	.0	12/18/2023	05/27/2034
62954H-AJ-7	NXP BV/NXP FDG/NXP USA Corp Note Call MW	D	2		2.A FE	877,894	.84 3130	741,954	880,000	878,225	.0	193	.0	.0	2.650	2.678	FA	8,810	23,320	05/16/2022	02/15/2032
62954H-AZ-1	NXP BV/NXP FDG/NXP USA Corp Note Call MW	D	2		2.A FE	669,851	.97 4650	653,016	670,000	669,919	.0	31	.0	.0	3.875	3.880	JD	998	25,963	05/16/2022	06/18/2026
62954H-BE-7	NXP BV/NXP FDG/NXP USA Corp Note Call MW	D	2		2.A FE	778,799	.98 7730	770,429	780,000	779,170	.0	220	.0	.0	4.400	4.434	JD	2,860	34,320	05/12/2022	06/01/2027
62954W-AD-7	NTT FINANCE Corp Note Call MW 144A	D	1		1.F FE	1,700,000	.88 3300	1,501,610	1,700,000	1,700,000	.0	.0	.0	.0	1.591	1.591	AO	6,611	27,047	02/24/2021	04/03/2028
80414L-2K-0	SAUDI ARABIAN OIL CO Corp Note Call 144A	D	2		1.E FE	503,983	.86 1140	436,598	507,000	504,847	.0	285	.0	.0	2.250	2.317	MN	1,172	11,408	11/17/2020	11/24/2030
806854-AJ-4	SCHLIMBERGER INVESTMENT Corp Note Call MW	D	1		1.F FE	641,898	.89 8710	557,200	620,000	634,723	.0	(2,176)	.0	.0	2.650	2.240	JD	228	16,430	08/04/2020	06/26/2030
822582-CG-5	SHELL INTERNATIONAL FIN Corp Note Call MW	D	1		1.D FE	1,069,322	.91 3960	891,111	975,000	1,037,523	.0	(9,814)	.0	.0	2.750	1.625	AO	6,331	26,813	09/10/2020	04/06/2030
82620K-BD-4	SIEMENS FINAN Corp Note MW 144A	D	1		1.E FE	648,889	.89 8390	583,954	650,000	649,318	.0	155	.0	.0	1.700	1.726	MS	3,376	11,050	03/02/2021	03/11/2028
853254-CE-8	STANDARD CHARTERED PLC Corp Note Call 144A	D	2		1.G FE	1,010,000	.96 3350	972,984	1,010,000	1,010,000	.0	.0	.0	.0	1.822	1.942	MN	1,942	18,402	11/16/2021	11/23/2025
86562M-BV-1	SUMITOMO MITSUI FINL GRP Corp Note Non Call	D	2		1.G FE	1,160,000	.97 1160	1,126,546	1,160,000	1,160,000	.0	.0	.0	.0	2.348	2.348	JJ	12,559	27,237	01/06/2020	01/15/2025
86562M-CD-0	SUMITOMO MITSUI FINL GRP Corp Note Non Call	D	2		1.G FE	930,000	.92 0940	856,474	930,000	930,000	.0	.0	.0	.0	0.948	0.948	JJ	4,139	8,816	01/04/2021	01/12/2026
874060-AX-4	TAKEDA PHARMACEU Corp Note Call MW	D	1		2.A FE	329,353	.85 7250	282,893	330,000	329,577	.0	63	.0	.0	2.500	2.072	MS	1,710	6,765	06/29/2020	03/31/2030
880321-AM-8	TENCENT HOLD Corp Note Call MW 144A	D	2		1.E FE	446,973	.96 8920	433,107	447,000	446,991	.0	4	.0	.0	3.575	3.576	AO	3,551	15,980	04/03/2019	04/11/2026
89153V-AS-8	TOTALENERGIES CAP INTL Corp Note Call MW	D	2		1.E FE	1,800,000	.97 6250	1,757,250	1,800,000	1,800,000	.0	.0	.0	.0	2.434	2.434	JJ	20,811	43,812	07/08/2019	01/10/2025
902133-AJ-3	TYCO ELECTRONICS Corp Note Call MW	D	2		1.G FE	1,460,692	.86 5590	1,289,729	1,490,000	1,465,689	.0	2,651	.0	.0	2.500	2.520	FA	15,210	37,250	02/01/2022	02/04/2032
902613-AA-6	UBS GROUP AG Corp Note Call 144A	D	2		1.G FE	671,000	.89 3100	599,270	671,000	671,000	.0	.0	.0	.0	3.126	3.126	FA	8,041	20,975	08/06/2019	08/13/2030
902613-AC-2	UBS GROUP AG Corp Note Call 144A	D	1		1.G FE	830,000	.91 7390	761,434	830,000	830,000	.0	.0	.0	.0	1.364	1.364	JJ	4,749	11,321	07/27/2020	01/30/2027
902613-AH-1	UBS GROUP AG Corp Note Call 144A	D	2		1.G FE	680,000	.90 4200	614,734	680,000	680,000	.0	.0	.0	.0	1.494	1.494	FA	3,979	10,159	08/03/2021	08/10/2027
902674-ZZ-6	UBS AG LONDON Corp Note Non Call	D	2		1.E FE	1,137,644	.91 9040	1,047,706	1,140,000	1,137,842	.0	199	.0	.0	1.250	1.330	JD	1,188	7,125	10/12/2023	06/01/2026
961214-ER-0	WESTPAC BANKING CORP Corp Note Non Call	D	2		1.D FE	1,898,537	.92 2180	1,752,142	1,900,000	1,899,281	.0	291	.0	.0	1.150	1.166	JD	1,699	21,850	05/25/2021	06/03/2026

ANNUAL STATEMENT FOR THE YEAR 2023 OF THE UnitedHealthcare of the Midlands, Inc.

SCHEDULE D - PART 1

Showing All Long-Term BONDS Owned December 31 of Current Year

1	2	Codes			6	7	Fair Value		10	11	Change in Book/Adjusted Carrying Value				Interest					Dates	
		3	4	5			8	9			12	13	14	15	16	17	18	19	20	21	22
CUSIP Identification	Description	C o d e	F o r e i g n	B o n d C h a r	NAIC Designation, NAIC Designation Modifier and SVO Administrative Symbol	Actual Cost	Rate Used to Obtain Fair Value	Fair Value	Par Value	Book/ Adjusted Carrying Value	Unrealized Valuation Increase/ (Decrease)	Current Year's (Amortization)/ Accretion	Current Year's Other-Than-Temporary Impairment Recognized	Total Foreign Exchange Change in Book/ Adjusted Carrying Value	Rate of	Effective Rate of	When Paid	Admitted Amount Due and Accrued	Amount Received During Year	Acquired	Stated Contractual Maturity Date
1019999999	Subtotal - Bonds - Industrial and Miscellaneous (Unaffiliated) - Issuer Obligations					332,389,645	XXX	312,198,045	332,624,340	331,778,021	0	(24,893)	0	0	XXX	XXX	XXX	2,705,132	8,307,673	XXX	XXX
46655K-AD-8	JP Morgan Mortgage Trust JPMIT 2022-6 A3 RMBS 144A			4	1.A FM	1,848,182	85.7550	1,720,973	2,006,849	1,854,246	0	(1,895)	0	0	3.000	3.801	MON	5,017	60,206	05/25/2022	11/25/2052
46656D-AM-3	JP Morgan Mortgage Trust JPMIT 2023-2 A4A RMBS 144A			4	1.A FM	2,746,468	98.0300	2,756,098	2,811,484	2,763,310	0	16,842	0	0	5.000	5.922	MON	11,715	117,145	02/22/2023	07/25/2053
81744K-AA-4	Sequoia Mortgage Trust SEMT 2023-2 A1 RMBS 144A			4	1.A FM	1,739,607	97.3720	1,778,070	1,826,059	1,751,591	0	11,985	0	0	5.000	6.160	MON	7,609	68,477	03/09/2023	03/25/2053
1029999999	Subtotal - Bonds - Industrial and Miscellaneous (Unaffiliated) - Residential Mortgage-Backed Securities					6,334,257	XXX	6,255,141	6,644,392	6,369,147	0	26,932	0	0	XXX	XXX	XXX	24,341	245,828	XXX	XXX
04965J-AA-1	ATRIUM HOTEL POR AHPT 2017-ATRM A CMBS 144A			4	1.A FM	1,162,670	95.1450	1,106,222	1,162,670	1,162,670	0	0	0	0	6.590	6.663	MON	3,618	72,928	12/18/2017	12/15/2036
05609X-AA-9	BX Trust BX 2022-CLS A CMBS 144A			4	1.A FM	1,420,437	100.2090	1,426,976	1,424,000	1,420,610	0	146	0	0	5.760	5.843	MON	6,835	82,022	10/06/2022	10/13/2027
065402-BB-4	BANK BANK 2019-BN18 A3 CMBS			4	1.A FM	1,009,966	89.6660	896,660	1,000,000	1,005,186	0	(1,124)	0	0	3.325	3.211	MON	2,771	33,250	05/21/2019	05/15/2062
065403-BB-2	BANK 2019-BN17 A 2019-BN17 A3 CMBS			4	1.A FM	1,191,797	93.2680	1,100,562	1,180,000	1,183,754	0	(1,793)	0	0	3.456	3.308	MON	3,398	40,781	03/21/2019	04/15/2052
06540E-AK-9	Bank BANK 2021-BN38 A5 CMBS			4	1.A FM	4,759,410	83.3470	4,917,473	5,900,000	4,844,642	0	85,232	0	0	2.521	5.320	MON	12,395	111,554	03/02/2023	12/15/2064
06540K-AJ-8	Bank BANK 2022-BN44 A5 CMBS			4	1.A FM	8,721,563	105.7010	8,878,884	8,400,000	8,697,828	0	(23,734)	0	0	5.745	5.253	MON	40,217	368,680	03/02/2023	11/15/2055
06540T-AC-4	Bank BANK 2018-BN11 A2 CMBS			4	1.A FM	890,659	95.0240	837,962	881,842	885,268	0	(1,031)	0	0	3.784	3.673	MON	2,781	33,369	04/13/2018	03/15/2061
06541C-BF-2	Bank BANK 2021-BN33 A4 CMBS			4	1.A FM	1,918,985	84.3750	1,603,125	1,900,000	1,913,635	0	(2,082)	0	0	2.270	2.151	MON	3,594	43,130	05/07/2021	05/15/2064
08161B-AX-1	BENCHMARK MORTGA BMARK 2018-B3 A4 CMBS			4	1.A FM	1,312,980	95.1550	1,237,015	1,300,000	1,303,482	0	(1,965)	0	0	3.761	3.634	MON	4,074	48,893	03/23/2018	04/10/2051
08162W-BC-9	BENCHMARK MORTGA BMARK 2020-B19 A5 CMBS			4	1.A FM	1,371,899	79.9860	1,065,414	1,332,000	1,358,364	0	(4,231)	0	0	1.850	1.504	MON	2,054	24,642	09/21/2020	09/15/2053
08162X-BG-8	BENCHMARK MORTGA BMARK 2020-B20 A5 CMBS			4	1.A FM	2,136,586	79.2880	2,140,776	2,700,000	2,188,505	0	51,919	0	0	2.034	5.534	MON	4,577	41,191	03/02/2023	10/15/2053
08163E-BD-6	BENCHMARK MORTGA BMARK 2021-B26 A5 CMBS			4	1.A FM	1,577,402	81.5080	1,222,620	1,500,000	1,558,064	0	(7,859)	0	0	2.613	2.012	MON	3,266	39,195	06/30/2021	06/15/2054
12643B-AA-8	Credit Suisse CSMC 2020-NET A CMBS 144A			4	1.A FE	261,527	92.5970	235,113	253,910	256,289	0	(1,570)	0	0	2.257	1.622	MON	478	5,739	07/30/2020	08/15/2037
17290X-AU-4	CITIGROUP COMMERCIAL CGCMT 2016-GC37 AAB CMBS			4	1.A FM	185,687	97.2700	175,364	180,286	180,763	0	(274)	0	0	3.098	2.710	MON	465	5,585	04/13/2016	04/10/2049
17291H-AA-2	CITIGROUP COMM MORTGAGE CGCMT 2021-PRM2 A CMBS 144A			4	1.A FM	900,000	98.3560	885,204	900,000	900,000	0	0	0	0	6.426	6.512	MON	2,731	54,602	10/22/2021	10/15/2036
17328E-AA-6	Citigroup Commer CGCMT 2020-555 A CMBS 144A			4	1.A FM	1,462,508	82.8620	1,160,068	1,400,000	1,444,870	0	(7,172)	0	0	2.647	2.070	MON	3,088	37,058	06/30/2021	12/10/2041
17328R-AZ-2	Citigroup Commer CGCMT 2020-GC46 A5 CMBS			4	1.A FM	1,375,867	86.4000	1,123,200	1,300,000	1,354,704	0	(8,598)	0	0	2.717	1.972	MON	2,943	35,321	06/30/2021	02/15/2053
36250S-AB-5	GS Mortgage Secu GSMS 2018-GS10 A2 CMBS			4	1.A FM	524,358	99.8130	508,139	509,091	521,381	0	11,260	0	0	4.003	3.818	MON	1,698	20,379	07/18/2018	07/10/2051
36252H-AC-5	GS Mortgage Secu GSMS 2018-GS9 A3 CMBS			4	1.A FM	738,537	93.3080	682,319	731,254	733,235	0	(858)	0	0	3.409	3.300	MON	2,077	24,928	03/07/2017	03/10/2050
36252W-AX-6	GS MORTGAGE SECU GSMS 2014-GC20 A5 CMBS			4	1.A FM	431,907	99.6860	405,731	407,009	406,993	0	(3,856)	0	0	3.998	3.051	MON	1,356	16,272	12/01/2016	04/10/2047
36254X-AA-2	GS MORTGAGE SECU GSMS 2017-FARM A CMBS 144A			4	1.A FM	1,104,002	86.7670	928,407	1,070,000	1,084,418	0	(3,525)	0	0	3.541	3.181	MON	3,157	38,411	12/18/2017	01/10/2043
36255N-AS-4	GS MORTGAGE SECU GSMS 2018-GS9 A3 CMBS			4	1.A FM	1,312,913	94.2970	1,125,861	1,300,000	1,302,920	0	(1,173)	0	0	3.727	3.594	MON	4,038	48,451	03/15/2018	03/10/2051
36257H-BN-5	GS MORTGAGE SECU GSMS 2019-GC40 A3 CMBS			4	1.A FM	3,231,933	89.9550	2,878,560	3,200,000	3,217,431	0	(3,402)	0	0	2.904	2.795	MON	7,744	92,928	06/26/2019	07/10/2052
46590T-AD-7	JPMB COMMERCIAL JPMB 2017-C5 A4 CMBS			4	1.A FM	675,997	94.4980	632,107	668,911	670,156	0	(393)	0	0	3.414	3.290	MON	1,903	22,837	03/17/2017	03/15/2050
46642C-BH-2	JP MORGAN CHASE JPMCC 2014-C20 A4A1 CMBS			4	1.A FM	36,690	99.7420	34,733	34,823	34,797	0	(166)	0	0	3.538	2.773	MON	103	1,232	03/29/2016	07/15/2047
46647T-AR-9	JP Morgan Chase JPMCC 2017-IP5 A4 CMBS			4	1.A FM	512,633	96.6760	490,690	507,561	508,012	0	(474)	0	0	3.457	3.322	MON	1,462	17,546	03/07/2017	03/15/2050
46652J-AV-4	JPMB Commercial JPMB 2020-COR7 A4 CMBS			4	1.A FM	1,514,992	78.1970	1,172,955	1,500,000	1,509,190	0	(1,694)	0	0	1.915	1.796	MON	2,394	28,728	06/25/2020	05/13/2053
55361A-AU-8	MSWIF Commercial Mortgage Trust MSWIF 2023-2 A5 CMBS			4	1.A FE	1,087,675	107.9220	1,139,656	1,056,000	1,087,598	0	(76)	0	0	6.014	5.642	MON	5,292	0	12/08/2023	12/15/2056
563136-AA-8	Manhattan West OMW 2020-OMW A CMBS 144A			4	1.A FM	1,071,141	88.4680	920,067	1,040,000	1,056,546	0	(4,454)	0	0	2.130	1.676	MON	22,152	22,152	08/17/2020	09/10/2039
61766L-BS-7	MORGAN STANLEY BAML TRUST MSBAM 2016-C28 A4 CMBS			4	1.A FM	1,535,859	95.5290	1,432,935	1,500,000	1,510,159	0	(5,841)	0	0	3.544	3.143	MON	4,430	53,160	05/02/2019	01/15/2026
61771M-AV-2	Morgan Stanley C MSC 2019-H7 A3 CMBS			4	1.A FM	1,082,114	89.8430	962,604	1,071,429	1,077,098	0	(1,188)	0	0	3.005	2.891	MON	2,683	32,196	07/15/2019	06/15/2029
90291J-AW-7	UBS COMMERCIAL M UBSCM 2018-C9 A4 CMBS			4	1.A FM	1,338,920	93.9560	1,221,428	1,300,000	1,317,101	0	(4,135)	0	0	4.117	3.766	MON	4,460	53,521	03/23/2018	03/15/2028
95000L-AY-9	WELLS FARGO COMM WFCM 2016-C33 A3 CMBS			4	1.A FM	90,013	95.4660	85,085	89,126	89,233	0	(112)	0	0	3.162	3.046	MON	235	2,818	03/18/2016	03/15/2059
95002E-BB-2	Wells Fargo Comm WFCM 2020-C55 A5 CMBS			4	1.A FM	2,083,672	87.6720	1,753,440	2,000,000	2,059,134	0	(9,387)	0	0	2.725	2.193	MON	4,542	54,500	04/29/2021	02/15/2053

E10.14

ANNUAL STATEMENT FOR THE YEAR 2023 OF THE UnitedHealthcare of the Midlands, Inc.

SCHEDULE D - PART 1

Showing All Long-Term BONDS Owned December 31 of Current Year

1	2	Codes			6	7	Fair Value		10	11	Change in Book/Adjusted Carrying Value				Interest					Dates		
		3	4	5			8	9			12	13	14	15	16	17	18	19	20	21	22	
CUSIP Identification	Description	C o d e	F o r e i g n	B o n d C h a r	NAIC Designation, NAIC Designation Modifier and SVO Administrative Symbol	Actual Cost	Rate Used to Obtain Fair Value	Fair Value	Par Value	Book/ Adjusted Carrying Value	Unrealized Valuation Increase/ (Decrease)	Current Year's (Amortization)/ Accretion	Current Year's Other-Than-Temporary Impairment Recognized	Total Foreign Exchange Change in Book/ Adjusted Carrying Value	Rate of	Effective Rate of	When Paid	Admitted Amount Due and Accrued	Amount Received During Year	Acquired	Stated Contractual Maturity Date	
95003L-AA-8	WELLS FARGO COM MORTGAGE WFCM 2021-SAVE A CMB5 144A			4	1.A FE	159,195	97.4090	155,071	159,195	159,195	0	0	0	0	6.626	6.716	MON	498	9,981	01/29/2021	02/15/2040	
1039999999. Subtotal - Bonds - Industrial and Miscellaneous (Unaffiliated) - Commercial Mortgage-Backed Securities						50,192,094	XXX	46,642,426	50,859,107	50,003,231	0	46,390	0	0	XXX	XXX	XXX		149,203	1,617,980	XXX	XXX
02582J-JT-8	American Express Credit Account AMXCA 2022-2 A ABS			4	1.A FE	2,636,613	97.9960	2,645,892	2,700,000	2,657,409	0	20,795	0	0	3.390	4.622	MON	4,068	61,020	04/14/2023	05/15/2027	
02582J-JX-9	American Express Credit Account AMXCA 2022-4 A ABS			4	1.A FE	338,983	100.3800	340,288	339,000	338,990	0	5	0	0	4.950	5.003	MON	746	16,781	10/27/2022	10/15/2027	
02582J-JZ-4	American Express Credit Account AMXCA 2023-1 A ABS			4	1.A FE	1,539,525	100.8060	1,572,574	1,560,000	1,541,335	0	1,810	0	0	4.870	5.469	MON	3,377	18,993	09/28/2023	05/15/2028	
05377R-ER-1	144A			4	1.A FE	1,467,912	90.1810	1,323,857	1,468,000	1,467,929	0	8	0	0	1.660	1.666	MON	745	24,369	11/09/2021	02/20/2028	
126660-AD-3	CNH Equipment Trust CNH 2023-B A4 ABS			4	1.A FE	480,942	101.8940	490,110	481,000	480,941	0	(1)	0	0	5.460	5.524	MON	1,167	5,690	09/19/2023	03/17/2031	
14317J-AE-7	CarMax Auto Owner Trust CARMX 2021-4 A4 ABS			4	1.A FE	248,230	92.6290	254,730	275,000	251,231	0	3,000	0	0	0.820	5.629	MON	100	564	09/26/2023	04/15/2027	
14319B-AC-6	CarMax Auto Owner Trust CARMX 2023-3 A3 ABS			4	1.A FE	2,973,867	101.1370	3,034,110	3,000,000	2,976,571	0	2,703	0	0	5.280	5.744	MON	7,040	39,600	09/26/2023	05/15/2028	
16144K-AD-0	Chase Auto Owner Trust CHAOT 2023-AA A4 ABS 144A			4	1.A FE	3,399,574	102.9830	3,501,422	3,400,000	3,399,572	0	(2)	0	0	5.590	5.656	MON	3,168	45,931	09/22/2023	06/25/2029	
161571-HS-6	Chase Issuance Trust CHAIT 2022-A1 A ABS			4	1.A FE	771,871	98.7040	761,995	772,000	771,924	0	42	0	0	3.970	4.009	MON	42	30,648	09/09/2022	09/15/2027	
	Discover Card Execution Note T DCENT 2021-A2 A2			4	1.A FE	2,697,311	90.9160	2,783,848	3,062,000	2,725,667	0	28,356	0	0	1.030	5.464	MON	1,402	7,885	09/28/2023	09/15/2028	
254683-C0-6	ABS			4	1.A FE	2,697,311	90.9160	2,783,848	3,062,000	2,725,667	0	28,356	0	0	1.030	5.464	MON	1,402	7,885	09/28/2023	09/15/2028	
345295-AD-1	Ford Credit Auto FORDO 2022-D A3 ABS			4	1.A FE	1,049,851	100.2800	1,052,940	1,050,000	1,049,881	0	31	0	0	5.270	5.331	MON	2,459	55,335	11/17/2022	05/17/2027	
34535A-AE-0	Ford Credit Auto Owner Trust FORDO 2022-C A4 ABS			4	1.A FE	2,631,654	99.4650	2,681,576	2,696,000	2,638,158	0	6,504	0	0	4.590	5.721	MON	5,500	30,937	09/26/2023	12/15/2027	
362554-AC-1	GM Financial Securitized Term GMCAR 2021-4 A3 ABS			4	1.A FE	1,641,214	96.6700	1,671,467	1,729,044	1,673,597	0	32,383	0	0	0.680	5.488	MON	490	7,838	04/14/2023	09/16/2026	
42806M-AJ-8	144A			4	1.A FE	528,906	95.6140	505,798	529,000	528,953	0	25	0	0	1.990	2.003	MON	175	10,527	01/11/2022	06/25/2026	
42806M-BS-7	Hertz Vehicle Financing LLC HERTZ 2023-1A A ABS			4	1.A FE	1,884,593	100.4620	1,893,709	1,885,000	1,884,655	0	62	0	0	5.490	5.558	MON	1,725	84,801	02/22/2023	06/25/2027	
47787J-AD-0	John Deere Owner Trust JDOT 2022-A A4 ABS			4	1.A FE	1,295,129	95.8120	1,321,247	1,379,000	1,303,418	0	8,290	0	0	2.490	5.173	MON	1,526	8,584	09/26/2023	01/16/2029	
50202Q-AC-7	LCM LTD PARTNERSHIP LCM 35A A2 CLO 144A			4	1.A FE	1,500,000	98.4280	1,476,414	1,500,000	1,500,000	0	0	0	0	7.056	7.116	JAJU	22,638	95,905	10/28/2021	10/15/2034	
58769F-AC-9	MERCEDES-BENZ AUTO RECEIVABLES MBART 2023-2 A3 ABS			4	1.A FE	5,141,406	102.9030	5,145,150	5,000,000	5,140,642	0	(764)	0	0	5.950	4.763	MON	13,222	0	12/21/2023	11/15/2028	
	MERCEDES-BENZ AUTO RECEIVABLES MBART 2023-1 A3 ABS			4	1.A FE	4,485,938	99.4080	4,473,360	4,500,000	4,490,460	0	4,523	0	0	4.510	4.703	MON	9,020	152,213	03/31/2023	11/15/2027	
881943-AE-4	144A			4	1.A FE	566,846	101.1860	573,725	567,000	566,846	0	(1)	0	0	5.380	5.446	MON	932	0	12/13/2023	02/20/2029	
92348K-BZ-5	Verizon Master Trust VZMT 2023-5 A1A ABS			4	1.A FE	2,389,313	100.4250	2,410,200	2,400,000	2,390,264	0	951	0	0	5.610	5.859	MON	4,114	33,660	09/26/2023	09/08/2028	
92867Y-AD-6	Volkswagen Auto Loan Enhanced VALET 2023-2 A3 ABS			4	1.A FE	5,103,711	102.1430	5,107,150	5,000,000	5,103,204	0	(507)	0	0	5.480	4.702	MON	8,372	0	12/21/2023	12/20/2028	
14161G-BY-5	CARDS II Trust CARD2 2021-1A A ABS 144A			4	1.A FE	1,478,000	98.5350	1,456,347	1,478,000	1,478,000	0	0	0	0	0.602	0.603	MON	395	8,998	05/06/2021	04/15/2027	
03767N-AC-0	APIDOS APID 2018-18A A1 CLO 144A			4	1.A FE	762,383	99.9370	762,383	762,383	762,383	0	0	0	0	6.814	6.869	JAJU	10,100	47,369	09/21/2018	10/22/2030	
05765D-AA-3	Balboa Bay Loan Funding Ltd BOBA 2023-1A A CLO			4	1.A FE	800,000	100.1320	801,058	800,000	800,000	0	0	0	0	7.316	7.368	JAJU	11,868	31,646	02/17/2023	04/20/2035	
14310M-AW-7	CARLYLE GLOBAL MKT STRATEGIES CGIS 2014-1A A1R2 CLO 144A			4	1.A FE	1,427,644	99.9470	1,426,884	1,427,644	1,427,644	0	0	0	0	6.635	6.687	JAJU	19,997	85,331	03/05/2018	04/17/2031	
	DRYDEN SENIOR LOAN FUND DRSLF 2017-49A AR CLO 144A			4	1.A FE	531,756	100.0330	531,931	531,756	531,756	0	0	0	0	6.607	6.659	JAJU	7,319	31,839	03/29/2021	07/18/2030	
262440-AN-3	FLATIRON CLO LTD FLAT 2018-1A A CLO 144A			4	1.A FE	366,883	99.9030	366,527	366,883	366,883	0	0	0	0	6.614	6.663	JAJU	5,123	22,001	02/22/2018	04/17/2031	
33883G-AA-5	LCM LTD Partnership LCM 2015-A AR2 CLO 144A			4	1.A FE	296,871	100.1000	297,169	296,871	296,871	0	0	0	0	6.677	6.730	JAJU	4,020	17,976	03/22/2021	07/20/2030	
50184N-AR-3	Madison Park Funding MDPK 2013-11A AR2 CLO 144A			4	1.A FE	2,077,308	99.9270	2,075,800	2,077,308	2,077,308	0	0	0	0	6.574	6.624	JAJU	26,552	124,027	03/04/2021	07/23/2029	
55818K-AV-3	Magnetite Ltd MAGNE 14-8A AR2 CLO 144A			4	1.A FE	1,013,795	99.9960	1,022,240	1,022,240	1,019,398	0	1,201	0	0	6.635	6.849	JAJU	14,509	61,020	04/02/2019	04/15/2031	
55952Y-AP-2	Morgan Stanley E MSEV 2022-16A A2 CLO 144A			4	1.A FE	1,000,000	98.9990	989,990	1,000,000	1,000,000	0	0	0	0	7.044	6.901	JAJU	15,066	64,223	02/25/2022	04/15/2035	
61774J-AC-8	Octagon Investme OCT 2019-1A A2R CLO 144A			4	1.A FE	1,900,000	99.2250	1,885,276	1,900,000	1,900,000	0	0	0	0	6.944	7.001	JAJU	28,219	120,102	02/01/2022	04/15/2035	
67577M-AY-9	Regatta XIX Funding REG19 2022-1A A2 CLO 144A			4	1.A FE	2,100,000	100.0660	2,101,392	2,100,000	2,100,000	0	0	0	0	6.966	6.848	JAJU	29,663	134,009	02/17/2022	04/20/2035	

E10.15

ANNUAL STATEMENT FOR THE YEAR 2023 OF THE UnitedHealthcare of the Midlands, Inc.

SCHEDULE D - PART 1

Showing All Long-Term BONDS Owned December 31 of Current Year

1	2	Codes			6	7	Fair Value		10	11	Change in Book/Adjusted Carrying Value				Interest					Dates	
		3	4	5			8	9			12	13	14	15	16	17	18	19	20	21	22
CUSIP Identification	Description	C o d e	F o r e i g n	B o n d C h a r	NAIC Designation, NAIC Designation Modifier and SVO Administrative Symbol	Actual Cost	Rate Used to Obtain Fair Value	Fair Value	Par Value	Book/ Adjusted Carrying Value	Unrealized Valuation Increase/ (Decrease)	Current Year's (Amortization)/ Accretion	Current Year's Other-Than-Temporary Impairment Recognized	Total Foreign Exchange Change in Book/ Adjusted Carrying Value	Rate of	Effective Rate of	When Paid	Admitted Amount Due and Accrued	Amount Received During Year	Acquired	Stated Contractual Maturity Date
92912V-AY-1	VOYA CLO LTD VOYA 2014-2A A1R CLO 144A	D		4	1.A FE	823,418	.99.8790	822,426	823,418	823,418	0	0	0	0	6.684	6.738	JAU	11,620	49,634	02/18/2020	04/17/2030
92913U-AN-6	VOYA CLO LTD VOYA 2015-3A A1R CLO 144A	D		4	1.A FE	1,500,000	.99.9810	1,499,718	1,500,000	1,500,000	0	0	0	0	6.867	6.924	JAU	20,888	93,944	11/02/2018	10/20/2031
92914N-AJ-0	VOYA CLO LTD VOYA 2015-1A A1R CLO 144A	D		4	1.A FE	69,437	.99.9710	69,416	69,437	69,437	0	0	0	0	6.557	6.486	JAU	948	4,122	12/12/2017	01/18/2029
92915U-AG-9	VOYA CLO LTD VOYA 2017-2A A1R CLO 144A	D		4	1.A FE	1,055,292	.99.9430	1,054,688	1,055,292	1,055,292	0	0	0	0	6.636	6.647	JAU	14,978	62,990	03/26/2021	06/07/2030
98876N-AA-2	Zais CLO 13, Limited ZAIS 2019-13A A1A CLO 144A	D		4	1.A FE	977,500	.99.7960	997,956	1,000,000	988,654	0	3,298	0	0	7.145	7.688	JAU	15,283	64,847	09/24/2020	07/15/2032
98885N-AE-3	Zais Matrix CDO ZAIS 2022-18A AJ ABS 144A	D		4	1.A FE	1,100,000	.99.8130	1,097,945	1,100,000	1,100,000	0	0	0	0	7.178	7.238	JAU	14,915	73,436	01/20/2022	01/25/2035
1049999999	Subtotal - Bonds - Industrial and Miscellaneous (Unaffiliated) - Other Loan-Backed and Structured Securities					64,053,676	XXX	64,280,228	64,603,316	64,178,691	0	112,712	0	0	XXX	XXX	XXX	344,811	1,828,695	XXX	XXX
1109999999	Total - Industrial and Miscellaneous (Unaffiliated) Bonds					452,969,672	XXX	429,375,840	454,731,155	452,329,090	0	161,141	0	0	XXX	XXX	XXX	3,223,487	12,000,176	XXX	XXX
1309999999	Total - Hybrid Securities					0	XXX	0	0	0	0	0	0	0	XXX	XXX	XXX	0	0	XXX	XXX
1509999999	Total - Parent, Subsidiaries and Affiliates Bonds					0	XXX	0	0	0	0	0	0	0	XXX	XXX	XXX	0	0	XXX	XXX
1909999999	Subtotal - Bonds - Unaffiliated Bank Loans					0	XXX	0	0	0	0	0	0	0	XXX	XXX	XXX	0	0	XXX	XXX
2419999999	Total - Issuer Obligations					612,757,690	XXX	575,317,954	589,388,729	600,605,124	0	(2,348,515)	0	0	XXX	XXX	XXX	5,426,777	16,779,813	XXX	XXX
2429999999	Total - Residential Mortgage-Backed Securities					194,039,272	XXX	186,513,374	196,155,629	193,893,671	0	7,924	0	0	XXX	XXX	XXX	664,555	6,030,754	XXX	XXX
2439999999	Total - Commercial Mortgage-Backed Securities					51,737,036	XXX	48,088,591	52,359,107	51,516,587	0	39,092	0	0	XXX	XXX	XXX	152,797	1,661,105	XXX	XXX
2449999999	Total - Other Loan-Backed and Structured Securities					64,053,676	XXX	64,280,228	64,603,316	64,178,691	0	112,712	0	0	XXX	XXX	XXX	344,811	1,828,695	XXX	XXX
2459999999	Total - SVO Identified Funds					0	XXX	0	0	0	0	0	0	0	XXX	XXX	XXX	0	0	XXX	XXX
2469999999	Total - Affiliated Bank Loans					0	XXX	0	0	0	0	0	0	0	XXX	XXX	XXX	0	0	XXX	XXX
2479999999	Total - Unaffiliated Bank Loans					0	XXX	0	0	0	0	0	0	0	XXX	XXX	XXX	0	0	XXX	XXX
2489999999	Total - Unaffiliated Certificates of Deposit					0	XXX	0	0	0	0	0	0	0	XXX	XXX	XXX	0	0	XXX	XXX
2509999999	Total Bonds					922,587,674	XXX	874,200,147	902,506,781	910,194,073	0	(2,188,787)	0	0	XXX	XXX	XXX	6,588,940	26,300,367	XXX	XXX

1. Line Book/Adjusted Carrying Value by NAIC Designation Category Footnote:

Line Number	1A	1B	1C	1D	1E	1F	1G
1A	423,121,767	53,833,931	40,909,920	44,909,962	75,839,740	61,552,055	76,362,338
1B	57,858,097	51,481,256	24,325,007				
1C	0	0	0				
1D	0	0	0				
1E	0	0	0				
1F	0	0	0				

E10.16

Schedule D - Part 2 - Section 1 - Preferred Stocks Owned

N O N E

Schedule D - Part 2 - Section 2 - Common Stocks Owned

N O N E

ANNUAL STATEMENT FOR THE YEAR 2023 OF THE UnitedHealthcare of the Midlands, Inc.

SCHEDULE D - PART 3

Showing All Long-Term Bonds and Stocks ACQUIRED During Current Year

1	2	3	4	5	6	7	8	9	
CUSIP Identification	Description	Foreign	Date Acquired	Name of Vendor	Number of Shares of Stock	Actual Cost	Par Value	Paid for Accrued Interest and Dividends	
3617F4-R6-2	GNMA Pool CNS009 MBS 3.000% 07/20/51		02/22/2023	Goldman Sachs Asset Management		3,682,681	4,105,410	7,527	
3617XB-DN-4	GNMA Pool C16409 MBS 3.000% 01/20/52		02/24/2023	Wells Fargo		4,615,176	5,178,318	0	
3617YQ-G2-3	GNMA Pool CM4717 MBS 4.500% 10/20/49		02/21/2023	Wachovia Bank		2,717,620	2,799,866	7,350	
3622AA-U5-1	GNMA Pool G2 785204 MBS 2.500% 12/20/50		03/31/2023	Merrill Lynch		5,654,618	6,520,640	1,811	
3622AB-DV-1	GNMA Pool 785616 MBS 2.500% 09/20/51		12/19/2023	JP Morgan Chase		2,621,120	3,063,958	4,043	
3622AB-R5-3	GNMA Pool G2 786008 MBS 2.000% 02/20/51		03/31/2023	Mizuho Investor Sec Co		3,908,738	4,721,767	1,049	
3622AC-CC-2	GNMA Pool 786467 MBS 3.500% 01/20/52		02/21/2023	Morgan Stanley		2,514,829	2,759,758	5,635	
38382X-H3-2	GNMA GNR 2021-159 QJ RMBS 3.000% 09/20/51		03/31/2023	Pierpont Securities LLC		4,110,315	4,527,714	1,509	
912810-0A-9	US Treasury Bond 3.500% 02/15/39		05/03/2023	Wachovia Bank		2,993,215	3,000,000	22,624	
912828-XB-1	US Treasury Note 2.125% 05/15/25		11/08/2023	Bank of New York		14,367	15,000	154	
912828-Z0-6	US Treasury Note 0.625% 05/15/30		03/31/2023	CitiGroup		8,164,103	10,000,000	23,999	
91282C-FL-0	US Treasury Note 3.875% 09/30/29		12/21/2023	Goldman Sachs Asset Management		2,293,262	2,300,000	20,211	
91282C-FV-8	US Treasury Bond 4.125% 11/15/32		02/06/2023	CitiGroup		3,020,656	2,900,000	27,758	
91282C-FZ-9	US Treasury Bond 3.875% 11/30/27		11/08/2023	Bank of New York		311,700	320,000	5,489	
91282C-GJ-4	US Treasury Note 3.500% 01/31/30		12/18/2023	Nomura Securities		2,726,730	2,800,000	37,549	
91282C-GM-7	US Treasury Note 3.500% 02/15/33		03/31/2023	KNIGHT CLEARING SERVICE		10,021,524	10,000,000	45,442	
91282C-JJ-1	US Treasury Note 4.500% 11/15/33		12/18/2023	CitiGroup		3,237,212	3,100,000	13,030	
0109999999. Subtotal - Bonds - U.S. Governments							62,607,866	68,112,431	225,180
13063D-40-8	CALIFORNIA ST GO Call 5.000% 10/01/36		04/06/2023	Merrill Lynch		1,289,520	1,080,000	0	
677523-GD-8	OHIO ST GO Call 5.000% 03/15/35		12/13/2023	Pershing		2,508,426	2,120,000	0	
677523-GE-6	OHIO ST GO Call 5.000% 03/15/36		12/13/2023	Pershing		1,154,942	985,000	0	
0509999999. Subtotal - Bonds - U.S. States, Territories and Possessions							4,952,888	4,185,000	0
052414-VM-8	AUSTIN TX ELEC U Rev Bond Cont Call 5.000% 11/15/39		04/20/2023	Barclays Group Inc.		3,642,656	3,200,000	0	
167562-TD-9	CHICAGO IL MIDWAY ARPT REVENUE Rev Bond Non Call 5.000% 01/01/32		12/15/2023	Jefferies and Company		8,316,929	7,545,000	0	
29270C-5K-7	ENERGY N W IA ELEC REVENUE Rev Bond Call 5.000% 07/01/38		05/03/2023	JP Morgan Chase		2,619,117	2,275,000	0	
3132DQ-MS-2	FHLMC Pool SD3069 MBS 6.000% 04/01/53		09/19/2023	Mitsubishi Bank LTD		1,414,602	1,401,898	4,907	
3132EO-2M-3	FHLMC Pool SD4380 MBS 6.000% 11/01/53		12/15/2023	Mizuho Investor Sec Co		2,362,031	2,296,544	7,272	
3133BJ-6L-1	FHLMC Pool QE8975 MBS 5.000% 08/01/52		02/27/2023	BNP Paribas Securities Corp		4,167,001	4,196,508	583	
3133KP-5U-8	FHLMC Pool RA8059 MBS 5.500% 10/01/52		02/24/2023	Barclays Group Inc.		7,035,075	7,016,437	0	
3133KR-ST-7	FHLMC Pool RA9858 MBS 6.000% 09/01/53		12/07/2023	Harris Nesbitt Corp		4,598,068	4,538,500	8,321	
3136BQ-UN-7	FNMA FNR 2023-53 CMO 7.000% 11/25/53		10/20/2023	Credit Suisse		2,121,124	2,122,450	2,476	
3140M5-S7-1	FNMA Pool BU4141 MBS 6.500% 09/01/53		09/20/2023	Barclays Capital Inc		2,360,341	2,289,770	8,682	
3140M5-U0-6	FNMA Pool BU4190 MBS 6.000% 10/01/53		12/19/2023	Merrill Lynch		3,038,423	2,960,705	10,362	
3140QP-XV-4	FNMA Pool CB4291 MBS 5.000% 08/01/52		02/06/2023	Keybank Capital Markets		1,051,099	1,051,757	1,169	
3140QQ-2P-9	FNMA Pool CB5281 MBS 5.000% 11/01/52		02/21/2023	JP Morgan Chase		3,726,357	3,791,825	12,113	
3140QR-CB-7	FNMA Pool CB5465 MBS 5.500% 01/01/53		02/10/2023	Morgan Stanley		2,397,277	2,358,944	4,325	
3140QR-EJ-8	FNMA Pool CB5536 MBS 5.000% 01/01/53		02/10/2023	Harris Nesbitt Corp		2,283,420	2,295,616	4,464	
3140QR-XT-5	FNMA Pool CB6089 MBS 6.000% 04/01/53		12/18/2023	BNP Paribas Securities Corp		3,082,400	2,993,529	9,978	
3140QS-4K-4	FNMA Pool CB7125 MBS 6.000% 09/01/53		12/15/2023	Barclays Capital Inc		2,326,338	2,260,982	7,160	
3140XG-FY-0	FNMA Pool FS1082 MBS 2.500% 03/01/52		12/22/2022	Nomura Securities		(80,174)	(91,988)	(551)	
3140XH-EB-9	FNMA Pool FS1929 MBS 2.500% 05/01/52		02/24/2023	CitiGroup		4,389,208	5,149,575	0	
3140XJ-MN-0	FNMA Pool FS3064 MBS 3.000% 04/01/52		12/22/2022	Credit Suisse		(116,277)	(128,850)	(861)	
3140XJ-RE-5	FNMA Pool FS3184 MBS 5.500% 09/01/52		02/24/2023	Harris Nesbitt Corp		4,032,985	4,014,169	0	
3140XM-QU-3	FNMA Pool FSS866 MBS 5.500% 09/01/53		09/19/2023	Pershing		4,237,461	4,298,581	13,791	
54627R-AS-9	LOUISIANA ST LOCAL GOVT ENVRNM Rev Bond Non Call 5.048% 12/01/34		03/22/2023	JP Morgan Chase		2,390,000	2,390,000	0	
54811B-G7-0	LOWER COLORADO RIVER TX AUTH T Rev Bond Call 5.000% 05/15/39		05/10/2023	JP Morgan Chase		936,581	825,000	0	
736742-F9-3	PORTLAND OR SIIR SYS REVENUE Rev Bond Call 5.000% 12/01/39		05/03/2023	Morgan Stanley		7,780,791	6,740,000	0	
842469-AN-8	STHRN CALIFORNIA ST PUBLIC PWIR Rev Bond Call 5.000% 07/01/37		04/20/2023	Wachovia Bank		7,050,060	6,000,000	0	
880591-EZ-1	TENN VALLEY AUTHORITY Note Non Call 3.875% 03/15/28		03/27/2023	Barclays Group Inc.		2,370,569	2,390,000	0	
88283L-HU-3	TEXAS ST TRANSPR Rev Bond MW 5.178% 04/01/30		02/09/2023	Raymond James & Assoc		7,264,810	7,000,000	132,902	
977100-HI-9	WISCONSIN ST GEN FUND ANNUAL A Rev Bond Non Call 4.346% 05/01/29		02/07/2023	Barclays Group Inc.		5,963,820	6,000,000	0	
0909999999. Subtotal - Bonds - U.S. Special Revenues							102,762,092	99,181,952	227,093
00914A-AK-8	AIR LEASE CORP Corp Note Call MW 3.125% 12/01/30		12/11/2023	Goldman Sachs		910,335	1,070,000	1,115	
010392-GB-8	ALABAMA POWER CO Corp Note Call MW 5.850% 11/15/33		12/18/2023	Barclays Group Inc.		2,461,299	2,300,000	15,324	
02582J-JT-8	American Express Credit Account AMXCA 2022-2 A ABS 3.390% 05/15/27		04/14/2023	Wachovia Bank		2,636,613	2,700,000	763	

E13

ANNUAL STATEMENT FOR THE YEAR 2023 OF THE UnitedHealthcare of the Midlands, Inc.

SCHEDULE D - PART 3

Showing All Long-Term Bonds and Stocks ACQUIRED During Current Year

1	2	3	4	5	6	7	8	9
CUSIP Identification	Description	Foreign	Date Acquired	Name of Vendor	Number of Shares of Stock	Actual Cost	Par Value	Paid for Accrued Interest and Dividends
02582J-JZ-4	American Express Credit Accoun AMXCA 2023-1 A ABS 4.870% 05/15/28		09/28/2023	Merrill Lynch		1,539,525	1,560,000	3,588
039482-AE-4	ARCHER-DANIELS-MIDLAND C Corp Note Call MW 4.500% 08/15/33		03/29/2023	Merrill Lynch		1,783,332	1,800,000	0
06051G-LE-7	BANK OF AMER CRP Corp Note Call MW 5.080% 01/20/27		01/17/2023	Merrill Lynch		1,700,000	1,700,000	0
06406R-BR-7	BANK OF NY MELLON CORP Corp Note Call 4.967% 04/26/34		12/18/2023	Barclays Group Inc		2,477,000	2,500,000	18,626
06540E-AK-9	Bank BANK 2021-BN38 A5 CMBS 2.521% 12/15/64		03/02/2023	Wachovia Bank		4,759,410	5,900,000	2,066
06540K-AJ-8	Bank BANK 2022-BN44 A5 CMBS 5.745% 11/15/55		03/02/2023	Merrill Lynch		8,721,563	8,400,000	6,928
08162X-BG-8	BENCHMARK Mortga BMARK 2020-B20 A5 CMBS 2.034% 10/15/53		03/02/2023	CitiGroup		2,136,586	2,700,000	763
11135F-BQ-3	BROADCOM INC Corp Note Call MW 144A 3.187% 11/15/36		12/12/2023	Wachovia Bank		1,707,266	2,200,000	5,648
125523-CR-9	CIGNA CORP Corp Note Call MW 5.685% 03/15/26		02/28/2023	Merrill Lynch		5,299,894	5,300,000	0
126650-DT-4	CVS HEALTH CORP Corp Note Call MW 5.125% 02/21/30		02/13/2023	JP Morgan Chase		1,122,463	1,130,000	0
12666D-AD-3	CNH Equipment Trust CNH 2023-B A4 ABS 5.460% 03/17/31		09/19/2023	Wachovia Bank		480,942	481,000	0
14317J-AE-7	CarMax Auto Owner Trust CARMX 2021-4 A4 ABS 0.820% 04/15/27		09/26/2023	F5Stone Financial		248,230	275,000	81
14319B-AC-6	CarMax Auto Owner Trust CARMX 2023-3 A3 ABS 5.280% 05/15/28		09/26/2023	Toronto Dominion Sec		2,973,867	3,000,000	5,720
16144K-AD-0	Chase Auto Owner Trust CHAOT 2023-AA A4 ABS 144A 5.590% 06/25/29		09/22/2023	JP Morgan Chase		3,399,574	3,400,000	0
21871X-AB-5	COREBRIDGE FIN Corp Note Call MW 3.500% 04/04/25		05/24/2023	Tax Free Exchange		349,825	350,000	1,701
21871X-AD-1	COREBRIDGE FIN Corp Note Call MW 3.650% 04/05/27		05/24/2023	Tax Free Exchange		599,337	600,000	2,981
24422E-WIS-4	JOHN DEERE CAPITAL CORP Corp Note Non Call 5.150% 03/03/25		02/27/2023	Barclays Group Inc		4,397,184	4,400,000	0
254683-CQ-6	Discover Card Execution Note T DCENT 2021-A2 A2 ABS 1.030% 09/15/28		09/28/2023	BNP Paribar Securities Corp		2,697,311	3,062,000	1,489
256677-AP-0	DOLLAR GENERAL CORP Corp Note Call MW 5.450% 07/05/33		06/05/2023	CitiGroup		1,797,120	1,800,000	0
26884L-AG-4	EQT CORP Corp Note Call MW 7.000% 02/01/30		12/12/2023	Barclays Group Inc		1,046,120	1,000,000	25,861
29449W-AQ-0	EQUITABLE FINANCIAL LIFE Corp Note Non Call 144A 5.450% 03/03/28		02/28/2023	JP Morgan Chase		4,394,852	4,400,000	0
30161N-BK-6	EXELON CORP Corp Note Call MW 5.300% 03/15/33		02/16/2023	Barclays Group Inc		1,698,215	1,700,000	0
34535A-AE-0	Ford Credit Auto Owner Trust FORDO 2022-C A4 ABS 4.590% 12/15/27		09/26/2023	Wachovia Bank		2,631,654	2,696,000	4,469
36144B-BL-6	GATX CORP Corp Note Call MW 5.450% 09/15/33		05/01/2023	CitiGroup		1,796,742	1,800,000	0
362554-AC-1	GM Financial Securitized Term GMCAR 2021-4 A3 ABS 0.680% 09/16/26		04/14/2023	Various		1,641,214	1,729,044	65
37045X-EF-9	GENERAL MOTORS FINL CO Corp Note MW 5.400% 04/06/26		04/03/2023	JP Morgan Chase		449,424	450,000	0
373334-KT-7	GEORGIA POWER CO Corp Note Call MW 4.950% 05/17/33		05/01/2023	Morgan Stanley		2,196,172	2,200,000	0
42806M-BS-7	Hertz Vehicle Financing LLC HERTZ 2023-1A A ABS 144A 5.490% 06/25/27		02/22/2023	Merrill Lynch		1,884,593	1,885,000	0
42824C-BL-2	HP ENTERPRISE CO Corp Note Non Call 5.900% 10/01/24		03/07/2023	JP Morgan Chase		1,698,878	1,700,000	0
46656D-AM-3	JP Morgan Mortgage Trust JPMIT 2023-2 A4A RMBS 144A 5.000% 07/25/53		02/22/2023	JP Morgan Chase		2,746,468	2,811,484	10,543
47787J-AD-0	John Deere Owner Trust JDOT 2022-A A4 ABS 2.490% 01/16/29		09/26/2023	BNP Paribar Securities Corp		1,295,129	1,379,000	1,240
534187-AR-0	LINCOLN NATL CRP Corp Note Non Call 6.150% 04/07/36		12/12/2023	Barclays Group Inc		908,343	900,000	10,301
55261F-AR-5	M&T BANK CORPORATION Corp Note Call MW 5.053% 01/27/34		01/24/2023	Merrill Lynch		960,000	960,000	0
55336V-BV-1	MPLX LP Corp Note Call MW 5.000% 03/01/33		02/02/2023	MUFG Securities		585,103	590,000	0
55361A-AU-8	MSWIF Commercial Mortgage Trust MSWIF 2023-2 A5 CMBS 6.014% 12/15/56		12/08/2023	Wachovia Bank		1,087,675	1,056,000	3,528
55903V-AZ-6	WARNERMEDIA HOLDINGS INC 3.638% 03/15/25		04/28/2023	Tax Free Exchange		630,000	630,000	2,738
55903V-BB-8	WARNERMEDIA HOLDINGS INC Corp Note Call MW 4.054% 03/15/29		04/28/2023	Tax Free Exchange		280,000	280,000	1,356
571903-BL-6	MARRIOTT INTERNATIONAL Corp Note Call MW 4.900% 04/15/29		03/23/2023	JP Morgan Chase		1,115,672	1,130,000	0
58769F-AC-9	MERCEDES-BENZ AUTO RECEIVABLES MBART 2023-2 A3 ABS 5.950% 11/15/28		12/21/2023	US Bank		5,141,406	5,000,000	9,090
58769J-AE-7	MERCEDES-BENZ FIN NA Corp Note Non Call 144A 4.950% 03/30/25		03/27/2023	CitiGroup		1,389,639	1,390,000	0
58770A-AC-7	MERCEDES-BENZ AUTO RECEIVABLES MBART 2023-1 A3 ABS 4.510% 11/15/27		03/31/2023	Toronto Dominion Sec		4,485,938	4,500,000	10,711
59217G-FP-9	MET LIFE GLOB FUNDING I Corp Note Non Call 144A 5.150% 03/28/33		03/21/2023	JP Morgan Chase		1,627,734	1,630,000	0
61747Y-FA-8	MORGAN STANLEY Corp Note Call MW 5.123% 02/01/29		01/17/2023	Morgan Stanley		449,991	450,000	0
63743H-FH-0	NATIONAL RURAL UTIL COOP Corp Note Call MW 4.450% 03/13/26		02/02/2023	Bank of Nova Scotia		1,438,978	1,440,000	0
65473P-AN-5	NISOURCE INC Corp Note Call MW 5.250% 03/30/28		03/21/2023	JP Morgan Chase		798,632	800,000	0
68389X-CP-8	ORACLE CORP Corp Note Call MW 4.900% 02/06/33		02/02/2023	HSBC Securities Inc		1,160,188	1,160,000	0
723787-AV-9	PIONEER NATURAL Corp Note Non Call 5.100% 03/29/26		03/27/2023	Wachovia Bank		1,219,402	1,220,000	0
75513E-CQ-2	RTX CORP Corp Note Call MW 5.000% 02/27/26		02/23/2023	Morgan Stanley		1,319,630	1,320,000	0
75513E-CR-0	RTX CORP Corp Note Call MW 5.150% 02/27/33		09/14/2023	Wachovia Bank		1,325,442	1,365,000	4,101
78355H-KV-0	RYDER SYSTEM INC Corp Note Call MW 5.650% 03/01/28		02/21/2023	Sun Trust		2,694,465	2,700,000	0
78355H-KY-4	RYDER SYSTEM INC Corp Note Call MW 6.600% 12/01/33		10/30/2023	Mizuho Investor Sec Co		1,137,321	1,140,000	0
81744K-AA-4	Sequoia Mortgage Trust SEMT 2023-2 A1 RMBS 144A 5.000% 03/25/53		03/09/2023	JP Morgan Chase		1,739,607	1,826,059	4,058
880451-AV-1	TENNESSEE GAS PIPELINE Corp Note Non-Call 7.000% 10/15/28		12/13/2023	CitiGroup		444,717	420,000	4,900
861943-AE-4	Tesla Electric Vehicle Trust TEVT 2023-1 A4 ABS 144A 5.380% 02/20/29		12/13/2023	Wachovia Bank		566,846	567,000	0
92348K-BZ-5	Verizon Master Trust VZMT 2023-5 A1A ABS 5.610% 09/08/28		09/26/2023	CitiGroup		2,389,313	2,400,000	2,992

ANNUAL STATEMENT FOR THE YEAR 2023 OF THE UnitedHealthcare of the Midlands, Inc.

SCHEDULE D - PART 3

Showing All Long-Term Bonds and Stocks ACQUIRED During Current Year

1 CUSIP Identification	2 Description	3 Foreign	4 Date Acquired	5 Name of Vendor	6 Number of Shares of Stock	7 Actual Cost	8 Par Value	9 Paid for Accrued Interest and Dividends
925524-AV-2	PARAMOUNT GLOBAL Corp Note Non Call 5.500% 05/15/33		12/22/2023	Goldman Sachs		2,258,208	2,400,000	15,400
92867Y-AD-6	Volkswagen Auto Loan Enhanced VALET 2023-2 A3 ABS 5.480% 12/20/28		12/21/2023	Toronto Dominion Sec		5,103,711	5,000,000	4,567
92940P-AE-4	WRKCO INC Corp Note Call MW 3.900% 06/01/28		12/18/2023	Jefferies and Company		2,380,850	2,500,000	5,146
775109-CG-4	ROGERS COMMUNICATIONS IN Corp Note Call MW 3.200% 03/15/27	A	07/25/2023	Tax Free Exchange		1,419,908	1,420,000	16,409
05765D-AA-3	Balboa Bay Loan Funding Ltd BOBA 2023-1A A CLO 144A 7.316% 04/20/35	D	02/17/2023	Merrill Lynch		800,000	800,000	0
46590X-AN-6	JBS USA/FOOD/FINANCE Corp Note Call MW 3.000% 02/02/29	D	08/21/2023	Tax Free Exchange		779,707	790,000	1,251
60687Y-CT-4	MIZUHO FINANCIAL GROUP Corp Note Call 5.754% 05/27/34	D	12/18/2023	Mizuho Investor Sec Co		2,999,267	2,900,000	10,661
902674-ZZ-6	LBS AG LONDON Corp Note Non Call 1.250% 06/01/26	D	10/12/2023	Tax Free Exchange		1,137,646	1,140,000	5,185
1109999999	Subtotal - Bonds - Industrial and Miscellaneous (Unaffiliated)					129,452,476	132,202,587	221,365
2509999997	Total - Bonds - Part 3					299,775,322	303,681,970	673,638
2509999998	Total - Bonds - Part 5					126,394,863	130,505,630	405,205
2509999999	Total - Bonds					426,170,185	434,187,600	1,078,843
4509999997	Total - Preferred Stocks - Part 3					0	XXX	0
4509999998	Total - Preferred Stocks - Part 5					0	XXX	0
4509999999	Total - Preferred Stocks					0	XXX	0
5989999997	Total - Common Stocks - Part 3					0	XXX	0
5989999998	Total - Common Stocks - Part 5					0	XXX	0
5989999999	Total - Common Stocks					0	XXX	0
5999999999	Total - Preferred and Common Stocks					0	XXX	0
6009999999	Totals					426,170,185	XXX	1,078,843

ANNUAL STATEMENT FOR THE YEAR 2023 OF THE UnitedHealthcare of the Midlands, Inc.

SCHEDULE D - PART 4

Showing All Long-Term Bonds and Stocks SOLD, REDEEMED or Otherwise DISPOSED OF During Current Year

1	2	3	4	5	6	7	8	9	10	Change In Book/Adjusted Carrying Value					16	17	18	19	20	21
										11	12	13	14	15						
CUSIP Identification	Description	Foreign	Disposal Date	Name of Purchaser	Number of Shares of Stock	Consideration	Par Value	Actual Cost	Prior Year Book/ Adjusted Carrying Value	Unrealized Valuation Increase/ (Decrease)	Current Year's (Amortization)/ Accretion	Current Year's Other-Than-Temporary Impairment Recognized	Total Change in Book/ Adjusted Carrying Value (11+12-13)	Total Foreign Exchange Change in Book/ Adjusted Carrying Value	Book/ Adjusted Carrying Value at Disposal Date	Foreign Exchange Gain (Loss) on Disposal	Realized Gain (Loss) on Disposal	Total Gain (Loss) on Disposal	Bond Interest/ Stock Dividends Received During Year	Stated Contractual Maturity Date
36179M-K4-7	GNMA Pool G2 MA0699 MBS 3.500% 01/20/43		12/01/2023	Paydown		17,266	17,266	18,244	18,132	0	(866)	0	(866)	0	17,266	0	0	0	326	01/20/2043
36179W-2Y-3	GNMA Pool MA7991 MBS 4.500% 04/20/52		12/01/2023	Paydown		175,180	175,180	180,408	180,349	0	(5,169)	0	(5,169)	0	175,180	0	0	0	4,605	04/20/2052
36179W-JU-3	GNMA Pool MA7475 MBS 4.000% 07/20/51		12/01/2023	Paydown		65,662	65,662	68,211	68,169	0	(2,507)	0	(2,507)	0	65,662	0	0	0	1,396	07/20/2051
36181C-CF-3	GNMA Pool AEB170 MBS 4.000% 02/15/44		12/01/2023	Paydown		4,566	4,566	4,912	4,876	0	(310)	0	(310)	0	4,566	0	0	0	102	02/15/2044
36181C-K8-0	GNMA Pool AEB419 MBS 4.000% 06/15/44		12/01/2023	Paydown		2,648	2,648	2,858	2,813	0	(165)	0	(165)	0	2,648	0	0	0	70	06/15/2044
36202F-LN-4	GNMA Pool 4833 SF MBS 4.000% 10/20/40		12/01/2023	Paydown		15,756	15,756	16,882	16,709	0	(954)	0	(954)	0	15,756	0	0	0	331	10/20/2040
3622A2-RN-4	GNMA Pool 784093 MBS 5.000% 06/15/40		12/01/2023	Paydown		16,260	16,260	17,978	17,750	0	(1,490)	0	(1,490)	0	16,260	0	0	0	431	06/15/2040
	GNMA GNR 2022-10 UH RMBS 2.500% 12/20/51		12/01/2023	Paydown		148,364	148,364	149,570	149,140	0	(776)	0	(776)	0	148,364	0	0	0	2,145	12/20/2051
912828-3U-2	US Treasury Note 2.375% 01/31/23		01/31/2023	Maturity		3,000,000	3,000,000	2,972,705	2,999,528	0	472	0	472	0	3,000,000	0	0	0	35,625	01/31/2023
912828-WE-6	US Treasury Note 2.750% 11/15/23		11/15/2023	Maturity		310,000	310,000	336,108	316,638	0	(6,638)	0	(6,638)	0	310,000	0	0	0	8,525	11/15/2023
0109999999 Subtotal - Bonds - U.S. Governments						3,755,702	3,755,702	3,767,876	3,774,104	0	(18,403)	0	(18,403)	0	3,755,702	0	0	0	53,556	XXX
13063C-6C-9	CALIFORNIA ST GO Cont Call 4.000% 08/01/29		06/15/2023	HILLTOP SECURITIES		2,320,178	2,250,000	2,387,295	2,307,360	0	(7,127)	0	(7,127)	0	2,300,234	0	19,944	19,944	79,750	08/01/2029
20772K-RU-5	CONNECTICUT ST GO Non Call 5.000% 09/15/30		12/14/2023	HILLTOP SECURITIES		404,313	350,000	402,903	399,850	0	(5,624)	0	(5,624)	0	394,226	0	10,087	10,087	22,021	09/15/2030
20772K-RV-3	CONNECTICUT ST GO Non Call 5.000% 09/15/31		06/15/2023	Morgan Stanley		256,236	220,000	254,852	253,093	0	(1,560)	0	(1,560)	0	251,533	0	4,703	4,703	8,403	09/15/2031
0509999999 Subtotal - Bonds - U.S. States, Territories and Possessions						2,980,727	2,820,000	3,045,050	2,960,303	0	(14,311)	0	(14,311)	0	2,945,993	0	34,734	34,734	110,174	XXX
190335-HR-3	COAST CA CNTY C GO Cont Call 5.000% 08/01/29		06/20/2023	Pershing		3,288,540	3,000,000	3,585,840	3,280,934	0	(27,406)	0	(27,406)	0	3,253,528	0	35,012	35,012	133,750	08/01/2029
64966L-4Z-1	NEW YORK NY GO Non Call 5.000% 08/01/23		08/01/2023	Maturity		1,400,000	1,400,000	1,643,614	1,426,319	0	(26,319)	0	(26,319)	0	1,400,000	0	0	0	70,000	08/01/2023
	NEW YORK NY GO Cont Call 5.000% 05/01/35		06/20/2023	Jefferies and Company		1,324,812	1,150,000	1,257,261	1,251,839	0	(4,333)	0	(4,333)	0	1,247,506	0	77,305	77,305	36,896	05/01/2035
0709999999 Subtotal - Bonds - U.S. Political Subdivisions of States, Territories and Possessions						6,013,352	5,550,000	6,486,715	5,959,092	0	(58,058)	0	(58,058)	0	5,901,034	0	112,317	112,317	240,646	XXX
3128MJ-UX-6	FHLMC Pool G08597 MBS 3.500% 07/01/44		12/01/2023	Paydown		3,048	3,048	3,123	3,114	0	(66)	0	(66)	0	3,048	0	0	0	56	07/01/2044
3128MM-K2-8	FHLMC Pool G18312 MBS 4.000% 06/01/24		12/01/2023	Paydown		4,558	4,558	4,868	4,625	0	(67)	0	(67)	0	4,558	0	0	0	92	06/01/2024
31294M-FJ-5	FHLMC Pool E02869 MBS 4.000% 04/01/26		12/01/2023	Paydown		4,558	4,558	4,866	4,652	0	(94)	0	(94)	0	4,558	0	0	0	98	04/01/2026
3131XX-5D-9	FHLMC Pool ZM4444 MBS 3.500% 10/01/47		12/01/2023	Paydown		46,586	46,586	50,429	50,318	0	(3,732)	0	(3,732)	0	46,586	0	0	0	1,026	10/01/2047
3132AD-LB-2	FHLMC Pool ZT1478 MBS 3.500% 01/01/45		12/01/2023	Paydown		162,883	162,883	178,865	178,300	0	(15,418)	0	(15,418)	0	162,883	0	0	0	3,293	01/01/2045
3132HA-CQ-2	FHLMC Pool U90979 MBS 3.500% 07/01/42		12/01/2023	Paydown		196,567	196,567	203,922	203,144	0	(6,577)	0	(6,577)	0	196,567	0	0	0	4,034	07/01/2042
3132H7-DU-5	FHLMC Pool U99114 MBS 3.500% 02/01/44		12/01/2023	Paydown		216,473	216,473	224,590	224,052	0	(7,580)	0	(7,580)	0	216,473	0	0	0	3,966	02/01/2044
3132HM-WL-1	FHLMC Pool Q11551 MBS 3.500% 09/01/42		12/01/2023	Paydown		2,745	2,745	2,923	2,910	0	(165)	0	(165)	0	2,745	0	0	0	52	09/01/2042
3132L8-SW-8	FHLMC Pool V83233 MBS 4.000% 06/01/47		12/01/2023	Paydown		72,400	72,400	74,764	74,599	0	(2,198)	0	(2,198)	0	72,400	0	0	0	1,409	06/01/2047
31335A-SZ-7	FHLMC Pool G60864 MBS 3.000% 02/01/47		12/01/2023	Paydown		59,838	59,838	64,167	63,977	0	(4,139)	0	(4,139)	0	59,838	0	0	0	991	02/01/2047
31335A-US-5	FHLMC Pool G60604 MBS 3.500% 10/01/45		12/01/2023	Paydown		22,676	22,676	23,430	23,358	0	(681)	0	(681)	0	22,676	0	0	0	447	10/01/2045
31335A-WT-1	FHLMC Pool G60658 MBS 3.500% 07/01/46		12/01/2023	Paydown		69,565	69,565	77,218	76,924	0	(7,358)	0	(7,358)	0	69,565	0	0	0	1,306	07/01/2046
31335A-IU-8	FHLMC Pool G60659 MBS 3.500% 08/01/46		12/01/2023	Paydown		97,011	97,011	97,633	97,582	0	(570)	0	(570)	0	97,011	0	0	0	1,791	08/01/2046
31335A-ZA-9	FHLMC Pool G60737 MBS 4.500% 08/01/42		12/01/2023	Paydown		92,849	92,849	98,101	97,736	0	(4,887)	0	(4,887)	0	92,849	0	0	0	2,248	08/01/2042
31335B-C9-5	FHLMC Pool G60996 MBS 3.500% 05/01/47		12/01/2023	Paydown		60,466	60,466	62,577	62,563	0	(2,097)	0	(2,097)	0	60,466	0	0	0	1,112	05/01/2047
31335B-CQ-7	FHLMC Pool G60979 MBS 4.000% 05/01/46		12/01/2023	Paydown		50,937	50,937	54,096	53,915	0	(2,978)	0	(2,978)	0	50,937	0	0	0	1,240	05/01/2046
31335B-DF-0	FHLMC Pool G61002 MBS 4.000% 05/01/47		12/01/2023	Paydown		51,452	51,452	54,680	54,534	0	(3,082)	0	(3,082)	0	51,452	0	0	0	1,203	05/01/2047
313381-TA-9	FHLMC Pool QD4145 MBS 2.500% 01/01/52		12/01/2023	Paydown		194,864	194,864	199,325	199,279	0	(4,415)	0	(4,415)	0	194,864	0	0	0	2,495	01/01/2052
31338D-QU-2	FHLMC Pool QE4067 MBS 5.000% 06/01/52		12/01/2023	Paydown		220,158	220,158	222,979	222,936	0	(2,778)	0	(2,778)	0	220,158	0	0	0	7,504	06/01/2052
31338D-W5-0	FHLMC Pool QE4268 MBS 5.000% 06/01/52		12/01/2023	Paydown		89,493	89,493	91,843	91,813	0	(2,319)	0	(2,319)	0	89,493	0	0	0	3,564	06/01/2052
31338E-XS-7	FHLMC Pool QE5189 MBS 4.500% 06/01/52		12/01/2023	Paydown		61,001	61,001	61,315	61,310	0	(309)	0	(309)	0	61,001	0	0	0	1,775	06/01/2052
31338M-Q3-2	FHLMC Pool QF0474 MBS 5.500% 09/01/52		06/15/2023	JP Morgan Chase		1,674,358	1,666,481	1,645,650	1,645,693	0	113	0	113	0	1,645,807	0	28,551	28,551	50,920	09/01/2052
31338M-Q3-2	FHLMC Pool QF0474 MBS 5.500% 09/01/52		06/01/2023	Paydown		25,912	25,912	25,588	25,589	0	323	0	323	0	25,912	0	0	0	421	09/01/2052
31338L-A7-2	FHLMC Pool RA4530 MBS 2.500% 02/01/51		12/01/2023	Paydown		103,355	103,355	107,877	107,699	0	(4,344)	0	(4,344)	0	103,355	0	0	0	1,406	02/01/2051

ANNUAL STATEMENT FOR THE YEAR 2023 OF THE UnitedHealthcare of the Midlands, Inc.

SCHEDULE D - PART 4

Showing All Long-Term Bonds and Stocks SOLD, REDEEMED or Otherwise DISPOSED OF During Current Year

1	2	3	4	5	6	7	8	9	10	Change In Book/Adjusted Carrying Value					16	17	18	19	20	21
										11	12	13	14	15						
CUSIP Identification	Description	Foreign	Disposal Date	Name of Purchaser	Number of Shares of Stock	Consideration	Par Value	Actual Cost	Prior Year Book/ Adjusted Carrying Value	Unrealized Valuation Increase/ (Decrease)	Current Year's (Amortization)/ Accretion	Current Year's Other-Than-Temporary Impairment Recognized	Total Change in Book/ Adjusted Carrying Value (11+12-13)	Total Foreign Exchange Change in Book/ Adjusted Carrying Value	Book/ Adjusted Carrying Value at Disposal Date	Foreign Exchange Gain (Loss) on Disposal	Realized Gain (Loss) on Disposal	Total Gain (Loss) on Disposal	Bond Interest/ Stock Dividends Received During Year	Stated Contractual Maturity Date
31368H-M4-2	FNMA Pool 190379 MBS 5.500% 05/01/37 FNMA FNR 2013-36 AG RMBS 3.000% 12/25/36		12/01/2023	Paydown		31,703	31,703	35,408	34,862	0	(3,160)	0	(3,160)	0	31,703	0	0	0	917	05/01/2037
3136AD-EF-2			01/01/2023	Paydown		27	27	28	27	0	0	0	0	0	27	0	0	0	0	12/25/2036
3138A4-Y5-8	FNMA Pool AH3431 MBS 3.500% 01/01/26		12/01/2023	Paydown		4,219	4,219	4,246	4,222	0	(3)	0	(3)	0	4,219	0	0	0	76	01/01/2026
3138A6-AK-6	FNMA Pool AH4509 MBS 3.500% 01/01/26		12/01/2023	Paydown		13,086	13,086	13,232	13,100	0	(14)	0	(14)	0	13,086	0	0	0	227	01/01/2026
3138A8-EL-6	FNMA Pool AH6438 MBS 3.500% 02/01/26		12/01/2023	Paydown		4,160	4,160	4,169	4,156	0	4	0	4	0	4,160	0	0	0	77	02/01/2026
3138AW-NM-1	FNMA Pool AJ4895 MBS 4.000% 01/01/42		12/01/2023	Paydown		28,941	28,941	30,635	30,450	0	(1,509)	0	(1,509)	0	28,941	0	0	0	566	01/01/2042
3138EO-RK-7	FNMA Pool AJ7689 MBS 4.000% 12/01/41		12/01/2023	Paydown		13,518	13,518	14,100	14,002	0	(484)	0	(484)	0	13,518	0	0	0	289	12/01/2041
3138E2-4E-2	FNMA Pool AJ9820 MBS 3.000% 12/01/26		12/01/2023	Paydown		20,452	20,452	21,081	20,636	0	(185)	0	(185)	0	20,452	0	0	0	315	12/01/2026
3138EH-RC-8	FNMA Pool AL1382 MBS 3.000% 02/01/27		12/01/2023	Paydown		28,345	28,345	29,562	28,845	0	(500)	0	(500)	0	28,345	0	0	0	448	02/01/2027
3138EJ-XZ-6	FNMA Pool AL2495 MBS 4.000% 03/01/42		12/01/2023	Paydown		3,385	3,385	3,603	3,576	0	(191)	0	(191)	0	3,385	0	0	0	69	03/01/2042
3138EK-2D-6	FNMA Pool AL3471 MBS 4.000% 12/01/42		12/01/2023	Paydown		84,627	84,627	89,586	88,685	0	(4,058)	0	(4,058)	0	84,627	0	0	0	2,195	12/01/2042
3138EQ-FH-0	FNMA Pool AL7367 MBS 4.500% 01/01/42		12/01/2023	Paydown		2,764	2,764	2,995	2,953	0	(189)	0	(189)	0	2,764	0	0	0	99	01/01/2042
3138EQ-LB-6	FNMA Pool AL7521 MBS 5.000% 06/01/39		12/01/2023	Paydown		60,171	60,171	66,377	65,547	0	(5,376)	0	(5,376)	0	60,171	0	0	0	1,613	06/01/2039
3138ER-R4-4	FNMA Pool AL9506 MBS 3.000% 11/01/46		12/01/2023	Paydown		8,719	8,719	8,629	8,640	0	79	0	79	0	8,719	0	0	0	110	11/01/2046
3138ER-UC-2	FNMA Pool AL9578 MBS 4.000% 06/01/45		12/01/2023	Paydown		39,219	39,219	41,557	41,400	0	(2,181)	0	(2,181)	0	39,219	0	0	0	822	06/01/2045
3138ET-BA-3	FNMA Pool AL8132 MBS 4.000% 01/01/43		12/01/2023	Paydown		8,197	8,197	8,769	8,713	0	(516)	0	(516)	0	8,197	0	0	0	175	01/01/2043
3138IK-4P-8	FNMA Pool A04429 MBS 3.500% 11/01/42		12/01/2023	Paydown		1,491	1,491	1,567	1,559	0	(69)	0	(69)	0	1,491	0	0	0	35	11/01/2042
3138IA-GA-9	FNMA Pool AS1092 MBS 4.000% 11/01/43		12/01/2023	Paydown		110,900	110,900	117,675	117,234	0	(6,334)	0	(6,334)	0	110,900	0	0	0	2,042	11/01/2043
3138IC-H2-2	FNMA Pool AS2948 MBS 4.000% 07/01/44		12/01/2023	Paydown		9,621	9,621	10,189	10,089	0	(468)	0	(468)	0	9,621	0	0	0	243	07/01/2044
3138ID-ST-4	FNMA Pool AS4457 MBS 3.500% 02/01/45		12/01/2023	Paydown		1,492	1,492	1,568	1,550	0	(58)	0	(58)	0	1,492	0	0	0	23	02/01/2045
3138IE-CU-1	FNMA Pool AS4582 MBS 4.000% 03/01/45		12/01/2023	Paydown		14,089	14,089	14,920	14,871	0	(782)	0	(782)	0	14,089	0	0	0	268	03/01/2045
3138IE-VX-4	FNMA Pool AS5129 MBS 3.500% 06/01/45		12/01/2023	Paydown		26,662	26,662	27,516	27,453	0	(791)	0	(791)	0	26,662	0	0	0	434	06/01/2045
3138IF-X7-6	FNMA Pool AS6101 MBS 3.500% 11/01/45		12/01/2023	Paydown		19,368	19,368	19,955	19,894	0	(526)	0	(526)	0	19,368	0	0	0	401	11/01/2045
3138IG-LA-0	FNMA Pool AS6620 MBS 3.500% 02/01/46		12/01/2023	Paydown		13,258	13,258	13,932	13,848	0	(590)	0	(590)	0	13,258	0	0	0	248	02/01/2046
3138IH-KJ-0	FNMA Pool AS7496 MBS 3.000% 07/01/46		12/01/2023	Paydown		56,317	56,317	56,102	56,113	0	205	0	205	0	56,317	0	0	0	970	07/01/2046
3138IH-LN-0	FNMA Pool AS7532 MBS 3.000% 07/01/46		12/01/2023	Paydown		69,080	69,080	68,815	68,826	0	253	0	253	0	69,080	0	0	0	1,205	07/01/2046
3138IH-NE-8	FNMA Pool AS7588 MBS 3.500% 07/01/46		12/01/2023	Paydown		19,202	19,202	19,829	19,779	0	(577)	0	(577)	0	19,202	0	0	0	387	07/01/2046
3138IJ-NE-4	FNMA Pool AS8488 MBS 3.000% 12/01/46		12/01/2023	Paydown		90,136	90,136	89,706	89,722	0	414	0	414	0	90,136	0	0	0	1,394	12/01/2046
3138JS-6J-1	FNMA Pool AI13572 MBS 5.513% 07/01/44		12/01/2023	Paydown		4,115	4,115	4,269	4,246	0	(132)	0	(132)	0	4,115	0	0	0	62	07/01/2044
3138XT-AS-4	FNMA Pool AI13616 MBS 4.000% 06/01/44		12/01/2023	Paydown		92,937	92,937	98,586	98,221	0	(5,284)	0	(5,284)	0	92,937	0	0	0	1,971	06/01/2044
3140E7-PC-8	FNMA Pool BA3118 MBS 3.500% 02/01/46		12/01/2023	Paydown		8,721	8,721	9,173	9,087	0	(367)	0	(367)	0	8,721	0	0	0	205	02/01/2046
3140EII-XG-5	FNMA Pool BC2478 MBS 4.000% 02/01/46		12/01/2023	Paydown		1,287	1,287	1,382	1,376	0	(89)	0	(89)	0	1,287	0	0	0	27	02/01/2046
3140FO-JG-0	FNMA Pool BC4762 MBS 3.500% 10/01/46		12/01/2023	Paydown		44,832	44,832	49,687	49,505	0	(4,673)	0	(4,673)	0	44,832	0	0	0	863	10/01/2046
3140FB-EF-3	FNMA Pool BD3733 MBS 3.500% 08/01/46		12/01/2023	Paydown		2,230	2,230	2,353	2,330	0	(101)	0	(101)	0	2,230	0	0	0	42	08/01/2046
3140FE-5H-0	FNMA Pool BD7160 MBS 4.000% 04/01/47		12/01/2023	Paydown		65,238	65,238	71,201	70,929	0	(5,690)	0	(5,690)	0	65,238	0	0	0	1,501	04/01/2047
3140FX-L7-5	FNMA Pool BF0349 MBS 4.500% 11/01/41		12/01/2023	Paydown		94,508	94,508	102,807	102,038	0	(7,530)	0	(7,530)	0	94,508	0	0	0	2,594	11/01/2041
3140J5-HH-5	FNMA Pool BM1131 MBS 4.000% 04/01/47		12/01/2023	Paydown		68,340	68,340	69,824	69,735	0	(1,396)	0	(1,396)	0	68,340	0	0	0	1,410	04/01/2047
3140J5-M7-1	FNMA Pool BM1281 MBS 4.000% 05/01/44		12/01/2023	Paydown		79,443	79,443	83,961	83,516	0	(4,074)	0	(4,074)	0	79,443	0	0	0	1,719	05/01/2044
3140J7-WY-7	FNMA Pool BM3362 MBS 4.500% 01/01/44		12/01/2023	Paydown		65,111	65,111	68,776	68,492	0	(3,381)	0	(3,381)	0	65,111	0	0	0	1,612	01/01/2044
3140J8-A7-8	FNMA Pool BM3629 MBS 3.500% 03/01/48		12/01/2023	Paydown		89,147	89,147	93,952	93,761	0	(4,614)	0	(4,614)	0	89,147	0	0	0	1,779	03/01/2048
3140J9-5G-2	FNMA Pool BM5346 MBS 3.500% 12/01/46		12/01/2023	Paydown		120,969	120,969	131,554	131,180	0	(10,211)	0	(10,211)	0	120,969	0	0	0	2,300	12/01/2046
3140J9-L6-6	FNMA Pool BM4848 MBS 4.000% 12/01/43		12/01/2023	Paydown		143,330	143,330	152,848	152,213	0	(8,883)	0	(8,883)	0	143,330	0	0	0	3,040	12/01/2043
3140J9-US-8	FNMA Pool BM5092 MBS 4.000% 11/01/33		12/01/2023	Paydown		108,302	108,302	110,807	110,536	0	(2,233)	0	(2,233)	0	108,302	0	0	0	2,028	11/01/2033
3140J9-VV-0	FNMA Pool BM5127 MBS 3.500% 03/01/47		12/01/2023	Paydown		133,604	133,604	146,354	145,882	0	(12,278)	0	(12,278)	0	133,604	0	0	0	2,373	03/01/2047
3140JA-PII-2	FNMA Pool BM5836 MBS 3.000% 09/01/46		12/01/2023	Paydown		237,329	237,329	241,519	241,281	0	(3,952)	0	(3,952)	0	237,329	0	0	0	3,827	09/01/2046
3140MF-Z4-8	FNMA Pool BV2562 MBS 4.500% 07/01/52		12/01/2023	Paydown		79,060	79,060	79,039	79,038	0	23	0	23	0	79,060	0	0	0	1,535	07/01/2052
3140MK-HE-5	FNMA Pool BV5628 MBS 4.500% 06/01/52		12/01/2023	Paydown		206,805	206,805	207,274	207,261	0	(456)	0	(456)	0	206,805	0	0	0	6,096	06/01/2052
3140ML-SF-3	FNMA Pool BV7145 MBS 4.000% 05/01/52		12/01/2023	Paydown		50,134	50,134	50,565	50,556	0	(422)	0	(422)	0	50,134	0	0	0	1,090	05/01/2052

ANNUAL STATEMENT FOR THE YEAR 2023 OF THE UnitedHealthcare of the Midlands, Inc.

SCHEDULE D - PART 4

Showing All Long-Term Bonds and Stocks SOLD, REDEEMED or Otherwise DISPOSED OF During Current Year

1	2	3	4	5	6	7	8	9	10	Change In Book/Adjusted Carrying Value					16	17	18	19	20	21
										11	12	13	14	15						
CUSIP Identification	Description	Foreign	Disposal Date	Name of Purchaser	Number of Shares of Stock	Consideration	Par Value	Actual Cost	Prior Year Book/ Adjusted Carrying Value	Unrealized Valuation Increase/ (Decrease)	Current Year's (Amortization)/ Accretion	Current Year's Other-Than-Temporary Impairment Recognized	Total Change in Book/ Adjusted Carrying Value (11+12-13)	Total Foreign Exchange Change in Book/ Adjusted Carrying Value	Book/ Adjusted Carrying Value at Disposal Date	Foreign Exchange Gain (Loss) on Disposal	Realized Gain (Loss) on Disposal	Total Gain (Loss) on Disposal	Bond Interest/ Stock Dividends Received During Year	Stated Contractual Maturity Date
3140MN-3G-9	FNMA Pool BV8898 MBS	4.500%	06/01/52	Paydown		305,780	305,780	308,025	307,985	0	(2,205)	0	(2,205)	0	305,780	0	0	0	7,398	06/01/2052
3140MR-3K-1	FNMA Pool BI0801 MBS	5.000%	09/01/52	Paydown		116,947	116,947	118,793	118,773	0	(1,826)	0	(1,826)	0	116,947	0	0	0	3,280	09/01/2052
3140MV-JV-1	FNMA Pool BI03875 MBS	4.000%	07/01/52	Paydown		132,721	132,721	131,103	131,115	0	1,606	0	1,606	0	132,721	0	0	0	2,200	07/01/2052
3140MW-K3-1	FNMA Pool BI03913 MBS	4.000%	08/01/52	Paydown		106,309	106,309	106,143	106,141	0	168	0	168	0	106,309	0	0	0	2,515	08/01/2052
3140O8-WW-1	FNMA Pool CA1560 MBS	4.500%	04/01/48	Paydown		74,806	74,806	78,263	78,141	0	(3,335)	0	(3,335)	0	74,806	0	0	0	1,632	04/01/2048
3140OG-R7-4	FNMA Pool CA8609 MBS	2.500%	01/01/51	Paydown		91,219	91,219	95,466	95,261	0	(4,042)	0	(4,042)	0	91,219	0	0	0	1,180	01/01/2051
3140OM-RG-1	FNMA Pool CB2286 MBS	2.500%	12/01/51	JP Morgan Chase		1,555,233	1,806,277	1,483,546	1,485,239	0	1,913	0	1,913	0	1,487,152	0	68,081	68,081	25,087	12/01/2051
3140OM-RG-1	FNMA Pool CB2286 MBS	2.500%	12/01/51	Paydown		55,275	55,275	45,399	45,451	0	9,824	0	9,824	0	55,275	0	0	0	402	12/01/2051
3140ON-B6-8	FNMA Pool CB2760 MBS	3.500%	02/01/52	Paydown		86,491	86,491	89,734	89,675	0	(3,185)	0	(3,185)	0	86,491	0	0	0	1,759	02/01/2052
3140OP-3M-7	FNMA Pool CB4403 MBS	5.000%	08/01/52	Paydown		73,955	73,955	74,536	74,528	0	(573)	0	(573)	0	73,955	0	0	0	2,042	08/01/2052
3140OP-KX-4	FNMA Pool CB3909 MBS	4.000%	06/01/52	Paydown		247,854	247,854	244,910	244,933	0	2,920	0	2,920	0	247,854	0	0	0	5,704	06/01/2052
3140OQ-LR-4	FNMA Pool CB4835 MBS	5.000%	10/01/52	Paydown		39,718	39,718	39,122	39,124	0	593	0	593	0	39,718	0	0	0	1,006	10/01/2052
3140OX-F5-0	FNMA Pool FM1087 MBS	3.500%	06/01/47	Paydown		62,616	62,616	69,073	68,817	0	(6,202)	0	(6,202)	0	62,616	0	0	0	1,138	06/01/2047
3140X4-YS-9	FNMA Pool FM1620 MBS	4.000%	09/01/46	Paydown		61,326	61,326	65,725	65,519	0	(4,193)	0	(4,193)	0	61,326	0	0	0	1,303	09/01/2046
3140X5-RL-9	FNMA Pool FM2290 MBS	3.500%	07/01/47	Paydown		69,243	69,243	73,160	72,944	0	(3,701)	0	(3,701)	0	69,243	0	0	0	1,284	07/01/2047
3140X6-DT-5	FNMA Pool FM2813 MBS	3.000%	04/01/48	Paydown		84,414	84,414	89,835	89,657	0	(5,243)	0	(5,243)	0	84,414	0	0	0	1,296	04/01/2048
3140X6-RR-4	FNMA Pool FM3195 MBS	3.500%	11/01/45	Paydown		76,792	76,792	85,035	84,626	0	(7,835)	0	(7,835)	0	76,792	0	0	0	1,444	11/01/2045
3140X7-BJ-7	FNMA Pool FM3640 MBS	4.000%	12/01/47	Paydown		57,614	57,614	62,628	62,446	0	(4,832)	0	(4,832)	0	57,614	0	0	0	1,020	12/01/2047
3140X7-CO-0	FNMA Pool FM3678 MBS	3.000%	10/01/47	Paydown		137,072	137,072	148,294	147,852	0	(10,780)	0	(10,780)	0	137,072	0	0	0	2,197	10/01/2047
3140X7-YM-5	FNMA Pool FM4315 MBS	3.000%	11/01/46	Paydown		85,111	85,111	91,721	91,388	0	(6,277)	0	(6,277)	0	85,111	0	0	0	1,387	11/01/2046
3140X8-P3-5	FNMA Pool FM4941 MBS	3.000%	02/01/47	Paydown		51,106	51,106	54,523	54,362	0	(3,257)	0	(3,257)	0	51,106	0	0	0	823	02/01/2047
3140XG-PP-3	FNMA Pool FS094 MBS	4.000%	03/01/52	Paydown		272,029	272,029	278,490	278,411	0	(6,382)	0	(6,382)	0	272,029	0	0	0	5,297	03/01/2052
3140XG-JV-2	FNMA Pool FS1175 MBS	3.500%	03/01/52	Paydown		71,842	71,842	72,863	72,838	0	(996)	0	(996)	0	71,842	0	0	0	822	03/01/2052
3140XH-EY-9	FNMA Pool FS1950 MBS	4.000%	05/01/52	Paydown		316,856	316,856	320,297	320,266	0	(3,410)	0	(3,410)	0	316,856	0	0	0	7,989	05/01/2052
3140XH-WR-4	FNMA Pool FS2455 MBS	4.000%	07/01/52	Paydown		97,078	97,078	96,168	96,175	0	903	0	903	0	97,078	0	0	0	2,294	07/01/2052
31410L-C5-9	FNMA Pool 890292 MBS	4.500%	01/01/41	Paydown		2,520	2,520	2,729	2,696	0	(176)	0	(176)	0	2,520	0	0	0	58	01/01/2041
31410L-WR-9	FNMA Pool 890856 MBS	3.500%	01/01/47	Paydown		52,579	52,579	55,331	55,167	0	(2,589)	0	(2,589)	0	52,579	0	0	0	977	01/01/2047
31416V-DT-8	FNMA Pool AB0113 MBS	5.000%	04/01/35	Paydown		4,271	4,271	4,671	4,619	0	(348)	0	(348)	0	4,271	0	0	0	64	04/01/2035
31416W-T3-6	FNMA Pool AB1469 MBS	4.500%	09/01/40	Paydown		1,438	1,438	1,570	1,559	0	(121)	0	(121)	0	1,438	0	0	0	28	09/01/2040
31417A-JW-0	FNMA Pool AB3876 MBS	4.000%	11/01/41	Paydown		14,996	14,996	16,048	15,892	0	(897)	0	(897)	0	14,996	0	0	0	241	11/01/2041
31417A-PP-0	FNMA Pool AB4044 MBS	3.500%	12/01/41	Paydown		299,969	299,969	312,343	311,339	0	(11,370)	0	(11,370)	0	299,969	0	0	0	6,035	12/01/2041
31417E-N9-8	FNMA Pool AB7615 MBS	3.500%	01/01/43	Paydown		8,455	8,455	8,862	8,787	0	(332)	0	(332)	0	8,455	0	0	0	146	01/01/2043
31417G-T5-5	FNMA Pool AB9571 MBS	3.500%	06/01/43	Paydown		4,759	4,759	4,940	4,909	0	(150)	0	(150)	0	4,759	0	0	0	78	06/01/2043
31418D-ZX-3	FNMA Pool MA4357 MBS	3.000%	05/01/51	Paydown		73,441	73,441	77,147	77,049	0	(3,608)	0	(3,608)	0	73,441	0	0	0	1,258	05/01/2051
31418E-BT-6	FNMA Pool MA4549 MBS	3.000%	02/01/52	Paydown		100,207	100,207	103,307	103,242	0	(3,035)	0	(3,035)	0	100,207	0	0	0	1,692	02/01/2052
31418E-D8-0	FNMA Pool MA4626 MBS	4.000%	06/01/52	Paydown		193,007	193,007	194,213	194,217	0	(1,210)	0	(1,210)	0	193,007	0	0	0	4,260	06/01/2052
31418E-E5-5	FNMA Pool MA4655 MBS	4.000%	07/01/52	Paydown		113,678	113,678	111,662	111,677	0	2,001	0	2,001	0	113,678	0	0	0	2,581	07/01/2052
31418E-F2-1	FNMA Pool MA4684 MBS	4.500%	06/01/52	Paydown		141,940	141,940	143,559	143,530	0	(1,590)	0	(1,590)	0	141,940	0	0	0	3,495	06/01/2052
31418N-XX-3	FNMA Pool AD1593 MBS	4.500%	02/01/40	Paydown		3,064	3,064	3,301	3,260	0	(196)	0	(196)	0	3,064	0	0	0	78	02/01/2040
31418P-ST-1	FNMA Pool AD2341 MBS	4.500%	03/01/40	Paydown		1,687	1,687	1,806	1,786	0	(98)	0	(98)	0	1,687	0	0	0	38	03/01/2040
31419A-U8-8	FNMA Pool AE0606 MBS	4.000%	11/01/40	Paydown		5,831	5,831	6,207	6,160	0	(329)	0	(329)	0	5,831	0	0	0	126	11/01/2040
31419A-U8-8	GEORGIA ST HSG & Rev Bond Cont Call																			
37353P-FG-9	4.000% 06/01/50 INDIANA ST HSG & Rev Bond Cont Call		12/01/2023	Call	100,000	595,000	595,000	670,381	660,938	0	(2,113)	0	(2,113)	0	658,824	0	(63,824)	(63,824)	14,650	06/01/2050
45505T-XV-8	4.750% 07/01/52 LOUISIANA ST LOCAL GOVT ENVRNM Rev Bond Sink		07/01/2023	Call	100,000	60,000	60,000	62,986	62,847	0	(132)	0	(132)	0	62,714	0	(2,714)	(2,714)	2,969	07/01/2052
54627R-AL-4	3.615% 02/01/29 MASSACHUSETTS ST Rev Bond Cont Call		08/01/2023	Paydown		560,611	560,611	560,611	560,611	0	0	0	0	0	560,611	0	0	0	19,290	02/01/2029
57563C-DJ-8	5.000% 01/01/39		01/01/2023	Call	100,000	2,500,000	2,500,000	2,768,475	2,500,000	0	0	0	0	0	2,500,000	0	0	0	62,500	01/01/2039

ANNUAL STATEMENT FOR THE YEAR 2023 OF THE UnitedHealthcare of the Midlands, Inc.

SCHEDULE D - PART 4

Showing All Long-Term Bonds and Stocks SOLD, REDEEMED or Otherwise DISPOSED OF During Current Year

1	2	3	4	5	6	7	8	9	10	Change In Book/Adjusted Carrying Value					16	17	18	19	20	21
										11	12	13	14	15						
CUSIP Identification	Description	Foreign	Disposal Date	Name of Purchaser	Number of Shares of Stock	Consideration	Par Value	Actual Cost	Prior Year Book/ Adjusted Carrying Value	Unrealized Valuation Increase/ (Decrease)	Current Year's (Amortization)/ Accretion	Current Year's Other-Than-Temporary Impairment Recognized	Total Change in Book/ Adjusted Carrying Value (11+12-13)	Total Foreign Exchange Change in Book/ Adjusted Carrying Value	Book/ Adjusted Carrying Value at Disposal Date	Foreign Exchange Gain (Loss) on Disposal	Realized Gain (Loss) on Disposal	Total Gain (Loss) on Disposal	Bond Interest/ Stock Dividends Received During Year	Stated Contractual Maturity Date
57584X-8E-4	MASSACHUSETTS ST Rev Bond Non Call 5.000% 07/01/23		07/01/2023	Maturity		390,000	390,000	451,398	395,851	0	(5,851)	0	(5,851)	0	390,000	0	0	0	19,500	07/01/2023
59447T-0B-2	MICHIGAN ST FIN Rev Bond Non Call 5.000% 12/01/23		12/01/2023	Maturity		170,000	170,000	198,240	174,567	0	(4,567)	0	(4,567)	0	170,000	0	0	0	8,500	12/01/2023
645424-AD-4	NEW HOPE CULTURA Rev Bond Non Call 5.000% 08/15/23		08/15/2023	Maturity		220,000	220,000	253,959	223,947	0	(3,947)	0	(3,947)	0	220,000	0	0	0	11,000	08/15/2023
65000B-NV-6	NEW YORK ST DORM AUTH REVENUES Rev Bond Cont Call 5.000% 10/01/34		06/21/2023	CitiGroup		8,452,337	7,470,000	8,118,770	8,082,297	0	(31,478)	0	(31,478)	0	8,050,819	0	401,518	401,518	380,869	10/01/2034
65829Q-CS-1	NORTH CAROLINA S Rev Bond Non Call 5.000% 05/01/23		05/01/2023	Maturity		3,500,000	3,500,000	4,182,360	3,540,882	0	(40,882)	0	(40,882)	0	3,500,000	0	0	0	87,500	05/01/2023
838810-DL-0	S MIAMI FL HLTH Rev Bond Non Call 5.000% 08/15/23		08/15/2023	Maturity		390,000	390,000	446,632	396,610	0	(6,610)	0	(6,610)	0	390,000	0	0	0	19,500	08/15/2023
927793-C9-8	VIRGINIA ST CMML Rev Bond Non Call 5.000% 05/15/23		05/15/2023	Maturity		270,000	270,000	312,152	273,018	0	(3,018)	0	(3,018)	0	270,000	0	0	0	6,750	05/15/2023
928172-ZF-5	VIRGINIA ST PUBLIC BLDG AUTH P Rev Bond Cont Call 5.000% 08/01/25		08/01/2023	Call	100.0000	775,000	775,000	976,841	787,747	0	(12,747)	0	(12,747)	0	775,000	0	0	0	38,750	08/01/2025
0909999999. Subtotal - Bonds - U.S. Special Revenues						29,296,541	28,557,371	30,600,044	29,239,428	0	(374,507)	0	(374,507)	0	28,864,929	0	431,612	431,612	919,613	XXX
00138C-AM-0	AIG GLOBAL FUNDI Corp Note Non Call 144A 0.800% 07/07/23		07/07/2023	Maturity		950,000	950,000	949,269	949,873	0	127	0	127	0	950,000	0	0	0	7,600	07/07/2023
00287Y-AX-7	ABBVIE INC Corp Note Call 2.850% 05/14/23		05/14/2023	Maturity		125,000	125,000	124,984	124,999	0	1	0	1	0	125,000	0	0	0	1,781	05/14/2023
00507V-AP-4	ACTIVISION BLIZZ Corp Note Call MW 1.350% 09/15/30		11/06/2023	Tax Free Exchange		329,117	330,000	328,726	329,014	0	103	0	103	0	329,117	0	0	0	5,416	09/15/2030
00914A-AD-4	AIR LEASE CORP Corp Note MW 2.250% 01/15/23		01/15/2023	Maturity		590,000	590,000	585,787	589,950	0	50	0	50	0	590,000	0	0	0	6,638	01/15/2023
03027X-AQ-3	AMERICAN TOWER CORP Corp Note MW 3.000% 06/15/23		06/15/2023	Maturity		1,200,000	1,200,000	1,199,904	1,199,726	0	274	0	274	0	1,200,000	0	0	0	18,000	06/15/2023
03066R-AB-1	AmeriCredit Auto AMCAR 2021-2 A2 ABS 0.260% 11/18/24		01/18/2023	Paydown		8,597	8,597	8,596	8,597	0	0	0	0	0	8,597	0	0	0	2	11/18/2024
04965J-AA-1	ATRIUM HOTEL POR AHPT 2017-ATRM A CMBS 144A 6.590% 12/15/36		09/15/2023	Paydown		37,330	37,330	37,330	37,330	0	0	0	0	0	37,330	0	0	0	1,722	12/15/2036
05602R-AB-7	BMW Vehicle Owne BMWOT 2022-A A2A ABS 2.520% 12/26/24		12/25/2023	Paydown		810,819	810,819	810,761	810,779	0	40	0	40	0	810,819	0	0	0	10,370	12/26/2024
06051G-HF-9	BANK OF AMER CRP Corp Note Call MW 3.550% 03/05/24		03/05/2023	Call	100.0000	2,500,000	2,500,000	2,500,000	2,500,000	0	0	0	0	0	2,500,000	0	0	0	44,375	03/05/2024
06540T-AC-4	Bank BANK 2018-BN11 A2 CMBS 3.784% 03/15/61		10/01/2023	Paydown		8,158	8,158	8,239	8,199	0	(41)	0	(41)	0	8,158	0	0	0	257	03/15/2061
09661R-AD-3	BMW Vehicle Owner Trust BMWOT 2020-A A3 ABS 0.480% 10/25/24		08/25/2023	Paydown		81,329	81,329	81,323	81,327	0	1	0	1	0	81,329	0	0	0	135	10/25/2024
126438-AA-8	Credit Suisse CSMC 2020-NET A CMBS 144A 2.257% 08/15/37		12/01/2023	Paydown		5,080	5,080	5,232	5,159	0	(79)	0	(79)	0	5,080	0	0	0	95	08/15/2037
141781-BG-8	CARGILL INC Note Non Call Prv Plc 3.250% 03/01/23		03/01/2023	Maturity		441,000	441,000	440,453	440,981	0	19	0	19	0	441,000	0	0	0	7,166	03/01/2023
14913R-2D-8	CATERPILLAR FINL SERVICE Corp Note MW 0.650% 07/07/23		07/07/2023	Maturity		1,400,000	1,400,000	1,399,216	1,399,864	0	136	0	136	0	1,400,000	0	0	0	9,100	07/07/2023
17290X-AU-4	CITIGROUP COMMERCIAL 2016-GC37 AAB CMBS 3.098% 04/10/49		12/01/2023	Paydown		79,451	79,451	81,831	79,782	0	(331)	0	(331)	0	79,451	0	0	0	1,340	04/10/2049
21871X-AA-7	COREBRIDGE FIN Corp Note Call MW 144A 3.500% 04/04/25		05/24/2023	Tax Free Exchange		349,825	350,000	349,724	349,789	0	35	0	35	0	349,825	0	0	0	7,826	04/04/2025
21871X-AC-3	COREBRIDGE FIN Corp Note Call MW 144A 3.650% 04/05/27		05/24/2023	Tax Free Exchange		599,337	600,000	599,160	599,275	0	62	0	62	0	599,337	0	0	0	13,931	04/05/2027
24422E-TG-4	JOHN DEERE CAPITAL CORP Corp Note Non Call 2.800% 03/06/23		03/06/2023	Maturity		160,000	160,000	159,808	159,995	0	5	0	5	0	160,000	0	0	0	2,240	03/06/2023
247109-BS-9	DELMARVA PR & LT Corp Note Call MW 3.500% 11/15/23		11/15/2023	Maturity		65,000	65,000	64,973	64,997	0	3	0	3	0	65,000	0	0	0	2,275	11/15/2023

ANNUAL STATEMENT FOR THE YEAR 2023 OF THE UnitedHealthcare of the Midlands, Inc.

SCHEDULE D - PART 4

Showing All Long-Term Bonds and Stocks SOLD, REDEEMED or Otherwise DISPOSED OF During Current Year

1	2	3	4	5	6	7	8	9	10	Change In Book/Adjusted Carrying Value					16	17	18	19	20	21
										11	12	13	14	15						
CUSIP Identification	Description	Foreign	Disposal Date	Name of Purchaser	Number of Shares of Stock	Consideration	Par Value	Actual Cost	Prior Year Book/ Adjusted Carrying Value	Unrealized Valuation Increase/ (Decrease)	Current Year's (Amortization)/ Accretion	Current Year's Other-Than-Temporary Impairment Recognized	Total Change in Book/ Adjusted Carrying Value (11+12-13)	Total Foreign Exchange Change in Book/ Adjusted Carrying Value	Book/ Adjusted Carrying Value at Disposal Date	Foreign Exchange Gain (Loss) on Disposal	Realized Gain (Loss) on Disposal	Total Gain (Loss) on Disposal	Bond Interest/ Stock Dividends Received During Year	Stated Contractual Maturity Date
254683-CD-5	Discover Card Execution Note T DCENT 2018-A1 A1 ABS 3.030% 08/15/25		02/15/2023	Paydown		2,100,000	2,100,000	2,099,923	2,099,996	0	4	0	4	0	2,100,000	0	0	0	10,605	08/15/2025
26442C-AV-6	DUKE ENERGY CAROLINAS Note Call 3.050% 03/15/23		03/15/2023	Maturity		788,000	788,000	787,078	787,961	0	39	0	39	0	788,000	0	0	0	12,017	03/15/2023
281020-AJ-6	EDISON INTL Corp Note Call MW 2.950% 03/15/23		03/15/2023	Maturity		300,000	300,000	299,868	299,996	0	4	0	4	0	300,000	0	0	0	4,425	03/15/2023
34528H-AA-2	Ford Credit Auto FORDR 2018-2 A ABS 144A 3.470% 01/15/30		07/15/2023	Paydown		1,080,000	1,080,000	1,079,961	1,079,952	0	48	0	48	0	1,080,000	0	0	0	21,861	01/15/2030
36252H-AC-5	GS Mortgage Secu GSMS 2017-GS5 A3 CMBS 3.409% 03/10/50		05/01/2023	Paydown		2,249	2,249	2,271	2,258	0	(9)	0	(9)	0	2,249	0	0	0	32	03/10/2050
36252W-AX-6	GS MORTGAGE SECU GSMS 2014-GC20 A5 CMBS 3.998% 04/10/47		12/01/2023	Paydown		292,991	292,991	310,913	295,755	0	(2,764)	0	(2,764)	0	292,991	0	0	0	11,644	04/10/2047
40441J-AC-5	HPEFS Equipment HPEFS 2021-2A A3 ABS 144A 0.360% 09/20/28		10/20/2023	Paydown		353,000	353,000	352,960	352,990	0	10	0	10	0	353,000	0	0	0	632	09/20/2028
44891V-AC-5	Hyundai Auto Lea HALST 2021-B A3 ABS 144A 0.330% 06/17/24		09/15/2023	Paydown		800,000	800,000	799,880	799,973	0	27	0	27	0	800,000	0	0	0	1,084	06/17/2024
46590J-AT-4	JPMBB COMMERCIAL JPMBB 2015-C32 A2 CMBS 2.816% 11/15/48		04/01/2023	Paydown		243	243	251	243	0	0	0	0	0	243	0	0	0	2	11/15/2048
46590T-AD-7	JPMDB COMMERCIAL JPMDB 2017-C5 A4 CMBS 3.414% 03/15/50		10/01/2023	Paydown		51,832	51,832	52,350	51,959	0	(127)	0	(127)	0	51,832	0	0	0	1,475	03/15/2050
46642C-BH-2	JP MORGAN CHASE JPMCC 2014-C20 A4A1 CMBS 3.538% 07/15/47		12/01/2023	Paydown		147,897	147,897	155,824	148,491	0	(594)	0	(594)	0	147,897	0	0	0	1,944	07/15/2047
46647T-AR-9	JP Morgan Chase JPMCC 2017-JP5 A4 CMBS 3.457% 03/15/50		01/01/2023	Paydown		116,261	116,261	117,423	116,473	0	(212)	0	(212)	0	116,261	0	0	0	335	03/15/2050
46655K-AD-8	JP Morgan Mortgage Trust JPMIT 2022-6 A3 RMBS 144A 3.000% 11/25/52		12/01/2023	Paydown		118,639	118,639	109,259	109,730	0	8,909	0	8,909	0	118,639	0	0	0	1,670	11/25/2052
49327M-2U-7	KEY BANK NA Note 3.375% 03/07/23		03/07/2023	Maturity		2,000,000	2,000,000	1,999,640	1,999,986	0	14	0	14	0	2,000,000	0	0	0	33,750	03/07/2023
539830-BV-0	LOCKHEED MARTIN CORP Corp Note Call MW 5.100% 11/15/27		06/15/2023	Merrill Lynch		479,879	470,000	469,215	469,240	0	84	0	84	0	469,323	0	10,556	10,556	15,714	11/15/2027
55903V-AE-3	WARNERMEDIA HOLDINGS INC Corp Note MW 144A 3.638% 03/15/25		04/28/2023	Tax Free Exchange		630,000	630,000	630,000	630,000	0	0	0	0	0	630,000	0	0	0	14,197	03/15/2025
55903V-AJ-2	WARNERMEDIA HOLDINGS INC Corp Note Call MW 144A 4.054% 03/15/29		04/28/2023	Tax Free Exchange		280,000	280,000	280,000	280,000	0	0	0	0	0	280,000	0	0	0	7,031	03/15/2029
571748-BR-2	MARSH & MCLENNAN COS INC Corp Note Call MW 5.750% 11/01/32		06/15/2023	Wachovia Bank		1,019,528	970,000	963,162	963,249	0	244	0	244	0	963,493	0	56,035	56,035	35,634	11/01/2032
58013M-FE-9	MCDONALD'S CORP Corp Note Call MW 3.350% 04/01/23		04/01/2023	Maturity		864,000	864,000	863,672	863,983	0	17	0	17	0	864,000	0	0	0	14,472	04/01/2023
67623C-AD-1	OFFICE PPTY INCO Corp Note Call MW 2.650% 06/15/26		02/27/2023	HSBC Securities Inc		339,700	430,000	333,637	333,637	0	3,877	0	3,877	0	337,514	0	2,186	2,186	2,406	06/15/2026
68389X-BR-5	ORACLE CORP Corp Note Call MW 2.625% 02/15/23		02/15/2023	Maturity		1,200,000	1,200,000	1,199,208	1,199,982	0	18	0	18	0	1,200,000	0	0	0	15,750	02/15/2023
68389X-CH-6	ORACLE CORP Corp Note Call MW 6.150% 11/09/29		06/15/2023	BNP Paribas Securities Corp		1,045,830	1,000,000	999,050	999,066	0	52	0	52	0	999,118	0	46,712	46,712	37,754	11/09/2029
71710T-AE-8	PG&E RECOVERY FND LLC Corp Note Sink 5.256% 01/15/38		06/20/2023	CitiGroup		1,374,270	1,341,000	1,340,982	1,340,982	0	119	0	119	0	1,341,101	0	33,170	33,170	39,549	01/15/2038
742718-EB-1	PROCTER & GAMBLE CO/THE Corp Note MW 3.100% 08/15/23		08/15/2023	Maturity		40,000	40,000	39,741	39,981	0	19	0	19	0	40,000	0	0	0	1,240	08/15/2023
78433L-AA-4	SCE REC FLUND Corp Note Sink 0.861% 11/15/31		11/15/2023	Paydown		26,301	26,301	26,301	26,301	0	0	0	0	0	26,301	0	0	0	170	11/15/2031
855244-AN-9	STARBUCKS CORP Corp Note Call MW 3.100% 03/01/23		03/01/2023	Maturity		1,300,000	1,300,000	1,299,584	1,299,986	0	14	0	14	0	1,300,000	0	0	0	20,150	03/01/2023
88167H-AC-0	Tesla Auto Lease TESLA 2020-A A3 ABS Prv Plc 0.680% 12/20/23		01/20/2023	Paydown		7,303	7,303	7,301	7,302	0	0	0	0	0	7,303	0	0	0	4	12/20/2023
90349G-BF-1	UBS-BARCLAYS COM UBSBB 2013-C6 A4 CMBS 3.244% 04/10/46		04/01/2023	Paydown		242,662	242,662	252,912	242,770	0	(108)	0	(108)	0	242,662	0	0	0	1,221	04/10/2046
92348T-AB-0	Verizon Owner Tr VZOT 2020-A A1B ABS 5.740% 07/22/24		04/20/2023	Paydown		212,577	212,577	212,577	212,577	0	0	0	0	0	212,577	0	0	0	1,959	07/22/2024

ANNUAL STATEMENT FOR THE YEAR 2023 OF THE UnitedHealthcare of the Midlands, Inc.

SCHEDULE D - PART 4

Showing All Long-Term Bonds and Stocks SOLD, REDEEMED or Otherwise DISPOSED OF During Current Year

1	2	3	4	5	6	7	8	9	10	Change In Book/Adjusted Carrying Value					16	17	18	19	20	21	
										11	12	13	14	15							
CUSIP Identification	Description	Foreign	Disposal Date	Name of Purchaser	Number of Shares of Stock	Consideration	Par Value	Actual Cost	Prior Year Book/ Adjusted Carrying Value	Unrealized Valuation Increase/ (Decrease)	Current Year's (Amortization)/ Accretion	Current Year's Other-Than-Temporary Impairment Recognized	Total Change in Book/ Adjusted Carrying Value (11+12-13)	Total Foreign Exchange Change in Book/ Adjusted Carrying Value	Book/ Adjusted Carrying Value at Disposal Date	Foreign Exchange Gain (Loss) on Disposal	Realized Gain (Loss) on Disposal	Total Gain (Loss) on Disposal	Bond Interest/ Stock Dividends Received During Year	Stated Contractual Maturity Date	
92890P-AF-1	WF-RBS COMMERCIAL WFRBS 2013-C14 ASB CMBS		04/01/2023	Paydown		15,304	15,304	15,892	15,301	0	3	0	3	0	15,304	0	0	0	78	06/15/2046	
95000L-AY-9	WELLS FARGO COMM WFCM 2016-C33 A3 CMBS		04/01/2023	Paydown		2,956	2,956	2,985	2,963	0	(7)	0	(7)	0	2,956	0	0	0	17	03/15/2059	
95003L-AA-8	WELLS FARGO COM MORTGAGE WFCM 2021-SAVE A CMBS 144A 6.626% 02/15/40		09/15/2023	Paydown		93,513	93,513	93,513	93,513	0	0	0	0	0	93,513	0	0	0	4,029	02/15/2040	
775109-CB-5	ROGERS COMMUNICATIONS IN Corp Note Call MW 144A 3.200% 03/15/27	A	07/25/2023	Tax Free Exchange		1,419,908	1,420,000	1,419,872	1,419,895	0	13	0	13	0	1,419,908	0	0	0	60,429	03/15/2027	
89114Q-CL-0	TORONTO-DOMINION BANK Corp Note 5.760% 09/28/23	A	09/28/2023	Maturity		460,000	460,000	460,000	460,000	0	0	0	0	0	460,000	0	0	0	18,946	09/28/2023	
14310M-AW-7	CARLYLE GLOBAL MKT STRATEGIES CGMS 2014-1A A1R2 CLO 144A 6.635% 04/17/31	D	10/17/2023	Paydown		67,809	67,809	67,809	67,809	0	0	0	0	0	67,809	0	0	0	3,964	04/17/2031	
2027A0-JX-8	COM BK AUSTRALIA Corp Note Non Call Prv Plc 3.450% 03/16/23	D	03/16/2023	Maturity		1,000,000	1,000,000	998,630	999,940	0	60	0	60	0	1,000,000	0	0	0	17,250	03/16/2023	
26244Q-AN-3	DRYDEN SENIOR LOAN FUND DRSLF 2017-49A AR CLO 144A 6.607% 07/18/30	D	10/18/2023	Paydown		54,859	54,859	54,859	54,859	0	0	0	0	0	54,859	0	0	0	2,038	07/18/2030	
33883G-AA-5	FLATIRON CLO LTD FLAT 2018-1A A CLO 144A 6.614% 04/17/31	D	10/17/2023	Paydown		63,117	63,117	63,117	63,117	0	0	0	0	0	63,117	0	0	0	3,293	04/17/2031	
456837-AK-9	JING GROEP NV Corp Note Non Call 4.100% 10/02/23	D	10/02/2023	Maturity		1,496,000	1,496,000	1,495,671	1,495,946	0	54	0	54	0	1,496,000	0	0	0	61,336	10/02/2023	
46590X-AF-3	JBS USA/FOOD/FINANCE Corp Note Call MW 144A 3.000% 02/02/29	D	08/21/2023	Tax Free Exchange		779,707	790,000	777,091	778,615	0	1,092	0	1,092	0	779,707	0	0	0	24,951	02/02/2029	
50064Y-AN-3	KOREA HYDRO & NU Corp Note Non Call 144A 3.750% 07/25/23	D	07/25/2023	Maturity		397,000	397,000	394,531	396,697	0	303	0	303	0	397,000	0	0	0	14,888	07/25/2023	
50184N-AR-3	LOM LTD Partnership LOM 2015-A AR2 CLO 144A 6.677% 07/20/30	D	10/20/2023	Paydown		194,343	194,343	194,343	194,343	0	0	0	0	0	194,343	0	0	0	8,450	07/20/2030	
55818K-AV-3	Madison Park Funding MDPK 2013-11A AR2 CLO 144A 6.574% 07/23/29	D	10/23/2023	Paydown		102,902	102,902	102,902	102,902	0	0	0	0	0	102,902	0	0	0	2,821	07/23/2029	
55952Y-AP-2	Magnetite Ltd MAGNE 14-8A AR2 CLO 144A 6.635% 04/15/31	D	10/16/2023	Paydown		66,790	66,790	66,236	66,524	0	267	0	267	0	66,790	0	0	0	3,376	04/15/2031	
60687Y-BF-5	MIZUHO FINANCIAL GROUP Corp Note Call 1.241% 07/10/24	D	07/10/2023	Call	100.0000	680,000	680,000	680,000	680,000	0	0	0	0	0	680,000	0	0	0	8,439	07/10/2024	
85325A-BJ-8	STANDARD CHARTERED PLC Corp Note Call Prv Plc 3.885% 03/15/24	D	03/15/2023	Call	100.0000	1,000,000	1,000,000	1,000,000	1,000,000	0	0	0	0	0	1,000,000	0	0	0	19,425	03/15/2024	
902674-YH-7	UBS AG LONDON Corp Note Non Call 144A 1.250% 06/01/26	D	10/12/2023	Tax Free Exchange		1,137,636	1,140,000	1,135,600	1,136,963	0	680	0	680	0	1,137,644	0	0	0	12,310	06/01/2026	
92912V-AY-1	VOYA CLO LTD VOYA 2014-2A A1R CLO 144A 6.684% 04/17/30	D	10/17/2023	Paydown		409,263	409,263	409,263	409,263	0	0	0	0	0	409,263	0	0	0	16,680	04/17/2030	
92914N-AJ-0	VOYA CLO LTD VOYA 2015-1A A1R CLO 144A 6.557% 01/18/29	D	10/18/2023	Paydown		128,769	128,769	128,769	128,769	0	0	0	0	0	128,769	0	0	0	4,819	01/18/2029	
92915U-AG-9	VOYA CLO LTD VOYA 2017-2A A1R CLO 144A 6.636% 06/07/30	D	10/16/2023	Paydown		386,072	386,072	386,072	386,072	0	0	0	0	0	386,072	0	0	0	14,279	06/07/2030	
1109999999	Subtotal - Bonds - Industrial and Miscellaneous (Unaffiliated)					36,909,153	36,875,416	36,764,414	36,747,946	0	12,555	0	12,555	0	36,760,503	0	148,659	148,659	750,814	XXX	
2509999997	Total - Bonds - Part 4					78,955,475	77,558,489	80,664,099	78,680,873	0	(452,724)	0	(452,724)	0	78,228,161	0	727,322	727,322	2,074,803	XXX	
2509999998	Total - Bonds - Part 5					130,080,694	130,505,630	126,394,863	0	0	457,933	0	457,933	0	126,852,795	0	3,158,265	3,158,265	1,950,241	XXX	
2509999999	Total - Bonds					209,036,169	208,064,119	207,058,962	78,680,873	0	5,209	0	5,209	0	205,080,956	0	3,885,587	3,885,587	4,025,044	XXX	
4509999997	Total - Preferred Stocks - Part 4					0	XXX	0	0	0	0	0	0	0	0	0	0	0	0	0	XXX
4509999998	Total - Preferred Stocks - Part 5					0	XXX	0	0	0	0	0	0	0	0	0	0	0	0	0	XXX
4509999999	Total - Preferred Stocks					0	XXX	0	0	0	0	0	0	0	0	0	0	0	0	0	XXX
5989999997	Total - Common Stocks - Part 4					0	XXX	0	0	0	0	0	0	0	0	0	0	0	0	0	XXX
5989999998	Total - Common Stocks - Part 5					0	XXX	0	0	0	0	0	0	0	0	0	0	0	0	0	XXX
5989999999	Total - Common Stocks					0	XXX	0	0	0	0	0	0	0	0	0	0	0	0	0	XXX
5999999999	Total - Preferred and Common Stocks					0	XXX	0	0	0	0	0	0	0	0	0	0	0	0	0	XXX
6009999999	Totals					209,036,169	XXX	207,058,962	78,680,873	0	5,209	0	5,209	0	205,080,956	0	3,885,587	3,885,587	4,025,044	XXX	

E14.5

ANNUAL STATEMENT FOR THE YEAR 2023 OF THE UnitedHealthcare of the Midlands, Inc.

SCHEDULE D - PART 5

Showing All Long-Term Bonds and Stocks ACQUIRED During Year and Fully DISPOSED OF During Current Year

1	2	3	4	5	6	7	8	9	10	11	Change in Book/Adjusted Carrying Value					17	18	19	20	21
											12	13	14	15	16					
CUSIP Identification	Description	Foreign	Date Acquired	Name of Vendor	Disposal Date	Name of Purchaser	Par Value (Bonds) or Number of Shares (Stock)	Actual Cost	Consideration	Book/ Adjusted Carrying Value at Disposal	Unrealized Valuation Increase/ (Decrease)	Current Year's (Amortization)/ Accretion	Current Year's Other-Than-Temporary Impairment Recognized	Total Change in Book/ Adjusted Carrying Valu (12 + 13 - 14)	Total Foreign Exchange Change in Book/ Adjusted Carrying Value	Foreign Exchange Gain (Loss) on Disposal	Realized Gain (Loss) on Disposal	Total Gain (Loss) on Disposal	Interest and Dividends Received During Year	Paid for Accrued Interest and Dividends
3617F4-R6-2	GNMA Pool GN5009 MBS 3.000% 07/20/51		02/22/2023	Goldman Sachs Asset Management	12/01/2023	Paydown	286,208	256,737	286,208	286,208	0	29,470	0	29,470	0	0	0	0	4,551	525
3617XB-DN-4	GNMA Pool C16409 MBS 3.000% 01/20/52		02/24/2023	Wells Fargo	12/01/2023	Paydown	265,674	236,782	265,674	265,674	0	28,892	0	28,892	0	0	0	0	3,960	0
3617YQ-G2-3	GNMA Pool GM4717 MBS 4.500% 10/20/49		02/21/2023	Wachovia Bank	12/01/2023	Paydown	343,534	333,443	343,534	343,534	0	10,091	0	10,091	0	0	0	0	6,002	902
3618A8-6L-6	GNMA Pool CQ6275 MBS 3.500% 08/20/51		09/27/2023	Harris Nesbitt Corp	12/14/2023	JP Morgan Chase	2,039,256	1,778,614	1,892,048	1,777,890	0	(724)	0	(724)	0	0	114,158	114,158	21,412	5,551
3618A8-6L-6	GNMA Pool CQ6275 MBS 3.500% 08/20/51		09/27/2023	Harris Nesbitt Corp	12/01/2023	Paydown	62,937	54,893	62,937	62,937	0	8,044	0	8,044	0	0	0	0	395	171
3622AA-US-1	GNMA Pool G2 785204 MBS 2.500% 12/20/50		03/31/2023	Merrill Lynch	12/01/2023	Paydown	499,533	433,188	499,533	499,533	0	66,344	0	66,344	0	0	0	0	4,086	139
3622AB-R5-3	GNMA Pool G2 786008 MBS 2.000% 02/20/51		03/31/2023	Mizuho Investor Sec Co	12/01/2023	Paydown	413,626	342,405	413,626	413,626	0	71,221	0	71,221	0	0	0	0	3,192	92
3622AC-CC-2	GNMA Pool 786467 MBS 3.500% 01/20/52		02/21/2023	Morgan Stanley	12/01/2023	Paydown	112,131	102,179	112,131	112,131	0	9,952	0	9,952	0	0	0	0	2,287	229
38382X-H3-2	GNMA GNR 2021-159 QJ RMBS 3.000% 09/20/51		03/31/2023	Pierpont Securities LLC	12/01/2023	Paydown	326,536	296,434	326,536	326,536	0	30,103	0	30,103	0	0	0	0	3,737	109
91282C-HT-1	US Treasury Bond 3.875% 08/15/33		09/19/2023	Merrill Lynch	12/15/2023	Goldman Sachs Asset Management	3,000,000	2,882,825	2,985,586	2,885,195	0	2,371	0	2,371	0	0	100,391	100,391	39,487	11,372
91282C-HH-4	US Treasury Note 4.125% 08/31/30		09/15/2023	Merrill Lynch	12/19/2023	Goldman Sachs Asset Management	4,500,000	4,421,444	4,550,801	4,423,988	0	2,544	0	2,544	0	0	126,812	126,812	56,605	9,179
0109999999 Subtotal - Bonds - U.S. Governments							11,849,435	11,138,944	11,738,614	11,397,252	0	258,308	0	258,308	0	0	341,361	341,361	145,714	28,269
02765U-PR-9	AMERICAN MUNI PWR-OHIO INC OH Rev Bond Call 5.000% 02/15/35		03/02/2023	Merrill Lynch	06/20/2023	JP Morgan Chase	2,915,000	3,199,271	3,228,654	3,188,532	0	(10,739)	0	(10,739)	0	0	40,122	40,122	51,417	8,502
3132DM-4B-8	FHLMC Pool SD0818 MBS 3.000% 12/01/51		10/16/2023	Morgan Stanley	12/13/2023	BNP Paribar Securities Corp	3,287,965	2,715,654	2,870,291	2,716,909	0	1,255	0	1,255	0	0	153,382	153,382	21,098	4,932
3132DM-4B-8	FHLMC Pool SD0818 MBS 3.000% 12/01/51		10/16/2023	Morgan Stanley	12/01/2023	Paydown	70,088	57,888	70,088	70,088	0	12,200	0	12,200	0	0	0	0	312	105
3132DQ-MS-2	FHLMC Pool SD3069 MBS 6.000% 04/01/53		09/19/2023	Mitsubishi Bank LTD	12/01/2023	Paydown	7,495	7,563	7,495	7,495	0	(68)	0	(68)	0	0	0	0	66	26
3132E0-AK-8	FHLMC Pool SD3610 MBS 3.000% 04/01/52		11/16/2023	JP Morgan Chase	12/13/2023	JP Morgan Chase	2,601,157	2,207,732	2,273,269	2,207,588	0	(144)	0	(144)	0	0	65,681	65,681	10,188	4,335
3132E0-AK-8	FHLMC Pool SD3610 MBS 3.000% 04/01/52		11/16/2023	JP Morgan Chase	12/01/2023	Paydown	12,905	10,953	12,905	12,905	0	1,952	0	1,952	0	0	0	0	32	22
3133BJ-6L-1	FHLMC Pool RA8059 MBS 5.500% 10/01/52		02/27/2023	BNP Paribar Securities Corp	12/01/2023	Paydown	251,073	249,307	251,073	251,073	0	1,765	0	1,765	0	0	0	0	4,264	35
3133KP-5U-8	FNMA FNR 2023-53 CMO 7.000% 11/25/53		02/24/2023	Barclays Group Inc	12/01/2023	Paydown	386,565	387,592	386,565	386,565	0	(1,027)	0	(1,027)	0	0	0	0	10,319	0
3136BQ-UN-7	FNMA Pool BT1920 MBS 3.000% 02/01/52		10/20/2023	Credit Suisse	12/25/2023	Paydown	77,550	77,501	77,550	77,550	0	48	0	48	0	0	0	0	648	90
3140LQ-D2-3	FNMA Pool BT1920 MBS 3.000% 02/01/52		10/24/2023	Nomura Securities	12/13/2023	Goldman Sachs Asset Management	3,703,760	3,021,892	3,226,322	3,020,026	0	(1,866)	0	(1,866)	0	0	206,296	206,296	23,766	8,025
3140LQ-D2-3	FNMA Pool BU4141 MBS 6.500% 09/01/53		10/24/2023	Nomura Securities	12/01/2023	Paydown	20,123	16,418	20,123	20,123	0	3,705	0	3,705	0	0	0	0	76	44
3140MS-S7-1	FNMA Pool CB3060 MBS 3.000% 03/01/52		09/20/2023	Barclays Capital Inc	12/01/2023	Paydown	7,828	8,069	7,828	7,828	0	(241)	0	(241)	0	0	0	0	88	30
3140QN-MJ-8	FNMA Pool CB3060 MBS 3.000% 03/01/52		09/28/2023	Nomura Securities	12/13/2023	JP Morgan Chase	2,541,639	2,147,288	2,224,133	2,149,801	0	2,514	0	2,514	0	0	74,331	74,331	16,309	424
3140QN-MJ-8	FNMA Pool CB4291 MBS 5.000% 08/01/52		09/28/2023	Nomura Securities	12/01/2023	Paydown	45,451	38,399	45,451	45,451	0	7,052	0	7,052	0	0	0	0	171	8
3140QP-XV-4	FNMA Pool CB4291 MBS 5.000% 08/01/52		02/06/2023	Keybank Capital Markets	12/01/2023	Paydown	41,559	41,533	41,559	41,559	0	26	0	26	0	0	0	0	1,068	46

E15

ANNUAL STATEMENT FOR THE YEAR 2023 OF THE UnitedHealthcare of the Midlands, Inc.

SCHEDULE D - PART 5

Showing All Long-Term Bonds and Stocks ACQUIRED During Year and Fully DISPOSED OF During Current Year

1	2	3	4	5	6	7	8	9	10	11	Change in Book/Adjusted Carrying Value					17	18	19	20	21
											12	13	14	15	16					
CUSIP Identification	Description	Foreign	Date Acquired	Name of Vendor	Disposal Date	Name of Purchaser	Par Value (Bonds) or Number of Shares (Stock)	Actual Cost	Consideration	Book/ Adjusted Carrying Value at Disposal	Unrealized Valuation Increase/ (Decrease)	Current Year's (Amortization)/ Accretion	Current Year's Other-Than-Temporary Impairment Recognized	Total Change in Book/ Adjusted Carrying Valu (12 + 13 - 14)	Total Foreign Exchange Change in Book/ Adjusted Carrying Value	Foreign Exchange Gain (Loss) on Disposal	Realized Gain (Loss) on Disposal	Total Gain (Loss) on Disposal	Interest and Dividends Received During Year	Paid for Accrued Interest and Dividends
31400Q-2P-9	FNMA Pool CB5281 MBS 5.000% 11/01/52		02/21/2023	JP Morgan Chase	12/01/2023	Paydown	154,620	151,950	154,620	154,620	0	2,670	0	2,670	0	0	0	0	3,284	494
31400R-CB-7	FNMA Pool CB5465 MBS 5.500% 01/01/53		02/10/2023	Morgan Stanley	12/01/2023	Paydown	31,286	31,794	31,286	31,286	0	(508)	0	(508)	0	0	0	0	660	57
31400R-EJ-8	FNMA Pool CB5536 MBS 5.000% 01/01/53		02/10/2023	Harris Nesbitt Corp	12/01/2023	Paydown	95,645	95,137	95,645	95,645	0	508	0	508	0	0	0	0	2,057	186
3140XG-FY-0	FNMA Pool FS1082 MBS 2.500% 03/01/52		12/22/2022	Nomura Securities	12/01/2023	Paydown	84,003	73,214	84,003	84,003	0	10,789	0	10,789	0	0	0	0	1,079	64
3140XH-EB-9	FNMA Pool FS1929 MBS 2.500% 05/01/52		02/24/2023	CitiGroup	12/01/2023	Paydown	201,565	171,803	201,565	201,565	0	29,762	0	29,762	0	0	0	0	1,745	0
3140XJ-MN-0	FNMA Pool FS3064 MBS 3.000% 04/01/52		12/22/2022	Credit Suisse	12/01/2023	Paydown	125,404	113,167	125,404	125,404	0	12,237	0	12,237	0	0	0	0	2,041	115
3140XJ-RE-5	FNMA Pool FS3184 MBS 5.500% 09/01/52		02/24/2023	Harris Nesbitt Corp	12/01/2023	Paydown	73,233	73,576	73,233	73,233	0	(343)	0	(343)	0	0	0	0	2,173	0
3140XL-RE-0	FNMA Pool FS4984 MBS 3.000% 08/01/52		10/11/2023	Morgan Stanley	12/13/2023	BNP Paribar Securities Corp	3,412,921	2,851,922	2,976,840	2,853,978	0	2,057	0	2,057	0	0	122,862	122,862	21,900	3,129
3140XL-RE-0	FNMA Pool FS4984 MBS 3.000% 08/01/52		10/11/2023	Morgan Stanley	12/01/2023	Paydown	27,528	23,003	27,528	27,528	0	4,525	0	4,525	0	0	0	0	92	25
3140XM-QU-3	FNMA Pool FS5866 MBS 5.500% 09/01/53		09/19/2023	Pershing	12/01/2023	Paydown	101,419	99,977	101,419	101,419	0	1,442	0	1,442	0	0	0	0	817	325
592647-LT-6	MET WASHINGTON DC ARPTS AUTH A Rev Bond Call 5.000% 10/01/35		09/19/2023	Pershing	12/12/2023	Barclays Group Inc	2,715,000	2,921,123	3,005,749	2,916,704	0	(4,419)	0	(4,419)	0	0	89,045	89,045	57,317	26,019
603827-MS-2	MINNEAPOLIS-SAIN Rev Bond Non Call 5.000% 01/01/32		09/20/2023	Pershing	12/12/2023	Sun Trust	3,000,000	3,353,760	3,482,850	3,346,418	0	(7,342)	0	(7,342)	0	0	136,432	136,432	29,167	0
64972G-DB-4	NEW YORK CITY NY MUNI WTR FIN Rev Bond Call 5.000% 06/15/34		03/09/2023	Goldman Sachs	06/22/2023	JP Morgan Chase	1,400,000	1,646,442	1,682,492	1,640,925	0	(5,517)	0	(5,517)	0	0	41,567	41,567	18,472	0
64972G-F6-6	NEW YORK CITY NY MUNI WTR FIN Rev Bond Call 5.000% 06/15/35		09/28/2023	Raymond James & Assoc	12/11/2023	Pershing	3,500,000	3,870,755	4,203,395	3,864,896	0	(5,859)	0	(5,859)	0	0	338,499	338,499	33,056	0
67766W-QG-0	OHIO ST WTR DEV AUTH WTR POLL Rev Bond MW 4.879% 12/01/34		04/05/2023	CitiGroup	06/02/2023	Call	101,7410	4,087,120	4,069,640	4,086,524	0	(596)	0	(596)	0	0	(86,524)	(86,524)	167,762	69,932
88258M-AA-3	Texas Natural Gas Securitized Rev Bond Non Call 5.102% 04/01/35		09/28/2023	Various	12/14/2023	CitiGroup	5,310,000	5,219,840	5,370,408	5,221,129	0	1,289	0	1,289	0	0	149,279	149,279	108,848	17,574
88285A-DK-1	VIRGINIA ST PUBLIC BLDG AUTH P Rev Bond Call 5.000% 10/15/37		09/28/2023	Wachovia Bank	12/11/2023	Jefferies and Company	2,500,000	2,706,650	2,901,200	2,703,764	0	(2,886)	0	(2,886)	0	0	197,436	197,436	21,181	0
928172-4P-7	VIRGINIA ST PUBLIC BLDG AUTH P Rev Bond Call 4.000% 08/01/35		09/25/2023	Pershing	12/14/2023	Pershing	2,000,000	1,948,300	2,053,620	1,949,110	0	810	0	810	0	0	104,510	104,510	30,444	12,444
928172-4Q-5	VIRGINIA ST PUBLIC BLDG AUTH P Rev Bond Call 4.000% 08/01/36		09/20/2023	Pershing	12/14/2023	Pershing	4,065,000	4,020,488	4,128,292	4,021,223	0	735	0	735	0	0	107,068	107,068	61,878	23,035
0909999999. Subtotal - Bonds - U.S. Special Revenues							48,767,782	47,647,081	49,512,495	47,702,867	0	55,786	0	55,786	0	0	1,739,986	1,739,986	703,795	180,023
009158-BF-2	AIR PRODUCTS & CHEMICALS Corp Note Call MW 4.800% 03/03/33		02/27/2023	CitiGroup	06/15/2023	CitiGroup	4,400,000	4,392,388	4,436,520	4,392,566	0	178	0	178	0	0	43,954	43,954	62,773	0
03027X-BY-5	AMERICAN TOWER CORP Corp Note Call MW 5.500% 03/15/28		02/28/2023	Barclays Group Inc	06/15/2023	JP Morgan Chase	4,400,000	4,386,536	4,406,732	4,387,254	0	718	0	718	0	0	19,478	19,478	71,928	0
11135F-BF-7	BROADCOM INC Corp Note Call MW 2.600% 02/15/33		09/20/2023	Merrill Lynch	12/11/2023	Goldman Sachs	2,200,000	1,678,292	1,743,082	1,687,734	0	9,442	0	9,442	0	0	55,348	55,348	18,749	5,879
17305E-FH-3	Citibank Credit Card Issuance CCIT 2013-A9 A9 ABS 3.720% 09/08/25		04/14/2023	Merrill Lynch	09/07/2023	Paydown	4,500,000	4,469,414	4,500,000	4,500,000	0	30,586	0	30,586	0	0	0	0	83,700	19,065
194162-AQ-6	COLGATE-PALMOLIVE CO Corp Note Non Call 4.800% 03/02/26		02/27/2023	BNP Paribar Securities Corp	06/15/2023	Pershing	2,170,000	2,167,483	2,185,798	2,167,718	0	236	0	236	0	0	18,079	18,079	31,537	0
20030N-EB-3	COMCAST CORP Corp Note Call MW 5.500% 11/15/32		09/15/2023	BNP Paribar Securities Corp	12/12/2023	JP Morgan Chase	1,800,000	1,820,808	1,857,600	1,820,506	0	(302)	0	(302)	0	0	37,094	37,094	57,475	34,100
23346T-AA-9	DTE ELECT SECUR FND II Corp Note Non Call 5.970% 03/01/32		10/18/2023	CitiGroup	12/11/2023	HILLTOP SECURITIES	453,000	452,841	466,767	452,841	0	0	0	0	0	0	13,926	13,926	3,155	0
29273V-AT-7	ENERGY TRANSFER LP Corp Note Call MW 6.400% 12/01/30		10/10/2023	Mizuho Investor Sec Co	12/11/2023	Goldman Sachs	1,050,000	1,048,793	1,089,921	1,048,793	0	0	0	0	0	0	41,129	41,129	11,200	0

E15.1

ANNUAL STATEMENT FOR THE YEAR 2023 OF THE UnitedHealthcare of the Midlands, Inc.

SCHEDULE D - PART 5

Showing All Long-Term Bonds and Stocks ACQUIRED During Year and Fully DISPOSED OF During Current Year

1	2	3	4	5	6	7	8	9	10	11	Change in Book/Adjusted Carrying Value					17	18	19	20	21	
											12	13	14	15	16						
CUSIP Identification	Description	Foreign	Date Acquired	Name of Vendor	Disposal Date	Name of Purchaser	Par Value (Bonds) or Number of Shares (Stock)	Actual Cost	Consideration	Book/Adjusted Carrying Value at Disposal	Unrealized Valuation Increase/(Decrease)	Current Year's (Amortization)/Accretion	Current Year's Other-Than-Temporary Impairment Recognized	Total Change in Book/Adjusted Carrying Value (12 + 13 - 14)	Total Foreign Exchange Change in Book/Adjusted Carrying Value	Foreign Exchange Gain (Loss) on Disposal	Realized Gain (Loss) on Disposal	Total Gain (Loss) on Disposal	Interest and Dividends Received During Year	Paid for Accrued Interest and Dividends	
29273V-AU-4	ENERGY TRANSFER LP Corp Note Call MW 6.550% 12/01/33		10/10/2023	MUFG Securities	12/11/2023	BNP Paribar Securities Corp	860,000	859,020	902,484	859,020	0	0	0	0	0	0	43,464	43,464	9,388	0	
30303M-BN-5	META PLATFORMS INC Corp Note Call MW 4.950% 05/15/33		05/01/2023	JP Morgan Chase	12/19/2023	Barclays Group Inc.	2,200,000	2,198,922	2,258,630	2,199,020	0	98	0	98	0	0	59,610	59,610	68,970	0	
337738-BD-9	FISERV INC Corp Note Call MW 5.450% 03/02/28		02/27/2023	Merrill Lynch	06/15/2023	Sun Trust	1,060,000	1,058,622	1,066,985	1,058,695	0	73	0	73	0	0	8,291	8,291	17,331	0	
33830G-AA-9	FIVE CORNERS FND TR III Corp Note Call MW 144A 5.791% 02/15/33		03/01/2023	Credit Suisse	06/15/2023	Wachovia Bank	1,670,000	1,670,000	1,691,627	1,670,000	0	0	0	0	0	0	21,627	21,627	27,401	0	
341081-GK-7	FLORIDA POWER & LIGHT CO Corp Note Call MW 5.050% 04/01/28		02/28/2023	CitiGroup	06/15/2023	Credit USA	2,780,000	2,776,386	2,820,449	2,776,607	0	221	0	221	0	0	43,842	43,842	41,727	0	
362554-AC-1	GM Financial Securitizd Term GMCAR 2021-4 A3 ABS 0.680% 09/16/26		04/14/2023	Various	12/16/2023	Paydown	670,956	636,873	670,956	670,956	0	34,083	0	34,083	0	0	0	0	2,119	25	
45866F-AW-4	INTERCONTINENT Corp Note Call MW 4.600% 03/15/33		09/25/2023	JP Morgan Chase	12/12/2023	Merrill Lynch	2,300,000	2,132,721	2,218,120	2,135,659	0	2,938	0	2,938	0	0	82,461	82,461	26,156	3,527	
46656D-AM-3	JP Morgan Mortgage Trust JPMIT 2023-2 AAA RMBS 144A 5.000% 07/25/53		02/22/2023	JP Morgan Chase	12/01/2023	Paydown	588,516	574,907	588,516	588,516	0	13,609	0	13,609	0	0	0	0	12,292	2,207	
49177J-AG-7	KENVUE INC Corp Note Call MW 144A 5.000% 03/22/30		03/08/2023	Goldman Sachs	06/15/2023	HSBC Securities Inc	2,320,000	2,314,177	2,354,127	2,314,349	0	172	0	172	0	0	39,778	39,778	28,356	0	
532457-CF-3	ELI LILLY & CO Corp Note Call MW 4.700% 02/27/33		02/23/2023	Credit Suisse	06/15/2023	HSBC Securities Inc	1,850,000	1,846,060	1,876,455	1,846,157	0	98	0	98	0	0	30,298	30,298	27,293	0	
55903V-BC-6	WARNERMEDIA HOLDINGS INC Corp Note Call MW 4.279% 03/15/32		09/15/2023	Barclays Group Inc.	12/11/2023	Merrill Lynch	1,600,000	1,384,912	1,422,256	1,389,470	0	4,558	0	4,558	0	0	32,786	32,786	16,736	761	
57636Q-AW-4	MASTERCARD INC Corp Note Call MW 4.875% 03/09/28		03/06/2023	JP Morgan Chase	06/15/2023	Merrill Lynch	3,000,000	2,997,090	3,054,420	2,997,236	0	146	0	146	0	0	57,184	57,184	41,031	0	
594918-CJ-1	MICROSOFT CORP Corp Note Call MW 144A 1.350% 09/15/30		11/06/2023	Tax Free Exchange	12/11/2023	RBC Capital Markets	330,000	329,117	268,287	329,130	0	13	0	13	0	0	(60,843)	(60,843)	1,089	631	
677415-CS-8	OHIO POWER CO Corp Note Call MW 2.600% 04/01/30		09/25/2023	JP Morgan Chase	12/11/2023	Bank of Nova Scotia	1,800,000	1,497,384	1,534,482	1,505,602	0	8,218	0	8,218	0	0	28,880	28,880	32,760	22,880	
69351U-BA-0	PPL ELECTRIC UTILITIES Corp Note Call MW 5.000% 05/15/33		02/27/2023	Barclays Group Inc.	06/15/2023	HSBC Securities Inc	4,400,000	4,354,900	4,413,860	4,355,783	0	883	0	883	0	0	58,077	58,077	66,000	0	
69380M-AA-4	PNN ENERGY TRANSITION Corp Note Non Call 5.643% 08/15/40		11/07/2023	RBC Capital Markets	12/11/2023	CitiGroup	1,872,000	1,871,466	1,924,697	1,871,466	0	0	0	0	0	0	53,230	53,230	8,216	0	
703481-AC-5	PATTERSON-UTI ENERGY INC Corp Note Call MW 5.150% 11/15/29		09/28/2023	Pershing	12/13/2023	Various	2,000,000	1,815,240	1,851,717	1,820,358	0	5,118	0	5,118	0	0	31,359	31,359	60,083	39,197	
75513E-CR-0	RTX CORP Corp Note Call MW 5.150% 02/27/33		02/23/2023	Morgan Stanley	06/15/2023	Sun Trust	1,150,000	1,146,619	1,167,929	1,146,701	0	82	0	82	0	0	21,228	21,228	18,590	0	
75513E-CV-1	RTX CORP Corp Note Call MW 6.000% 03/15/31		11/06/2023	Goldman Sachs	12/11/2023	Goldman Sachs	610,000	609,591	633,003	609,591	0	0	0	0	0	0	23,412	23,412	3,558	0	
81744K-AA-4	Sequoia Mortgage Trust SEMT 2023-2 A1 RMBS 144A 5.000% 03/25/53		03/09/2023	JP Morgan Chase	12/01/2023	Paydown	173,941	165,706	173,941	173,941	0	8,235	0	8,235	0	0	0	0	3,248	387	
832696-AW-8	JM SMUCKER CO Corp Note Call MW 5.900% 11/15/28		10/11/2023	Merrill Lynch	12/11/2023	Sun Trust	1,040,000	1,039,542	1,067,629	1,039,557	0	14	0	14	0	0	28,076	28,076	8,181	0	
87264A-BS-3	T-MOBILE USA INC Corp Note Call MW 2.625% 02/15/29		09/28/2023	Merrill Lynch	12/12/2023	Barclays Group Inc.	3,000,000	2,541,900	2,642,010	2,556,493	0	14,593	0	14,593	0	0	85,517	85,517	26,031	10,281	
891906-AF-6	TOTAL SYSTEM SVC Corp Note Call MW 4.450% 06/01/28		09/28/2023	CitiGroup	12/12/2023	Jefferies and Company	3,100,000	2,882,690	2,957,555	2,891,014	0	8,324	0	8,324	0	0	66,541	66,541	73,957	46,367	
911312-BZ-8	UNITED PARCEL SERVICE Corp Note Call MW 4.875% 03/03/33		02/23/2023	Barclays Group Inc.	06/15/2023	HSBC Securities Inc	6,600,000	6,597,888	6,658,008	6,597,976	0	88	0	88	0	0	60,038	60,038	100,994	0	
928563-AF-2	VMWARE INC Corp Note Call MW 4.700% 05/15/30		09/20/2023	Merrill Lynch	12/11/2023	Merrill Lynch	700,000	652,155	668,192	653,537	0	1,382	0	1,382	0	0	14,655	14,655	19,009	11,606	
29250N-BR-5	ENBRIDGE INC Corp Note Call MW 5.700% 03/08/33	A	03/06/2023	Morgan Stanley	06/15/2023	Morgan Stanley	640,000	639,181	647,962	639,198	0	17	0	17	0	0	8,763	8,763	10,336	0	
892938-AA-9	TRANE TECH FIN LTD Corp Note Call MW 5.250% 03/03/33	D	02/16/2023	JP Morgan Chase	06/15/2023	Sun Trust	600,000	599,214	608,868	599,232	0	18	0	18	0	0	9,636	9,636	9,363	0	
1109999999. Subtotal - Bonds - Industrial and Miscellaneous (Unaffiliated)							69,888,413	67,608,838	68,829,585	67,752,676	0	143,839	0	143,839	0	0	1,076,918	1,076,918	1,100,732	196,913	
2509999998. Total - Bonds							130,505,630	126,394,863	130,080,694	126,852,795	0	457,933	0	457,933	0	0	3,158,265	3,158,265	1,950,241	405,205	
4509999998. Total - Preferred Stocks							0	0	0	0	0	0	0	0	0	0	0	0	0	0	0

ANNUAL STATEMENT FOR THE YEAR 2023 OF THE UnitedHealthcare of the Midlands, Inc.

SCHEDULE D - PART 5

Showing All Long-Term Bonds and Stocks ACQUIRED During Year and Fully DISPOSED OF During Current Year

1	2	3	4	5	6	7	8	9	10	11	Change in Book/Adjusted Carrying Value					17	18	19	20	21		
											12	13	14	15	16							
CUSIP Identi- fication	Description	For- eign	Date Acquired	Name of Vendor	Disposal Date	Name of Purchaser	Par Value (Bonds) or Number of Shares (Stock)	Actual Cost	Consid- eration	Book/ Adjusted Carrying Value at Disposal	Unrealized Valuation Increase/ (Decrease)	Current Year's (Amort- ization)/ Accretion	Current Year's Other- Than- Temporary Impairment Recognized	Total Change in Book/ Adjusted Carrying Valu (12 + 13 - 14)	Total Foreign Exchange Change in Book/ Adjusted Carrying Value	Foreign Exchange Gain (Loss) on Disposal	Realized Gain (Loss) on Disposal	Total Gain (Loss) on Disposal	Interest and Dividends Received During Year	Paid for Accrued Interest and Dividends		
5989999998. Total - Common Stocks								0	0	0	0	0	0	0	0	0	0	0	0	0	0	0
5999999999. Total - Preferred and Common Stocks								0	0	0	0	0	0	0	0	0	0	0	0	0	0	0
6009999999 - Totals								126,394,863	130,080,694	126,852,795	0	457,933	0	457,933	0	0	0	3,158,265	3,158,265	1,950,241	405,205	

Schedule D-Part 6-Section 1-Valuation of Shares of Subsidiary, Controlled or Affiliated Companies

N O N E

Schedule D - Part 6 - Section 2

N O N E

Schedule DA - Part 1 - Short-Term Investments Owned

N O N E

Schedule DB - Part A - Section 1 - Options, Caps, Floors, Collars, Swaps and Forwards Open

N O N E

Schedule DB - Part A - Section 2 - Options, Caps, Floors, Collars, Swaps and Forwards Terminated

N O N E

Schedule DB - Part B - Section 1 - Futures Contracts Open

N O N E

Schedule DB - Part B - Section 1B - Brokers with whom cash deposits have been made

N O N E

Schedule DB - Part B - Section 2 - Futures Contracts Terminated

N O N E

Schedule DB - Part D - Section 1 - Counterparty Exposure for Derivative Instruments Open

N O N E

Schedule DB - Part D-Section 2 - Collateral for Derivative Instruments Open - Pledged By

N O N E

Schedule DB - Part D-Section 2 - Collateral for Derivative Instruments Open - Pledged To

N O N E

Schedule DB - Part E - Derivatives Hedging Variable Annuity Guarantees as of December 31 of
Current Year

N O N E

Schedule DL - Part 1 - Reinvested Collateral Assets Owned

N O N E

Schedule DL - Part 2 - Reinvested Collateral Assets Owned

N O N E

ANNUAL STATEMENT FOR THE YEAR 2023 OF THE UnitedHealthcare of the Midlands, Inc.

SCHEDULE E - PART 2 - CASH EQUIVALENTS

Show Investments Owned December 31 of Current Year

1 CUSIP	2 Description	3 Code	4 Date Acquired	5 Rate of Interest	6 Maturity Date	7 Book/Adjusted Carrying Value	8 Amount of Interest Due and Accrued	9 Amount Received During Year
	US Treasury Bill 9127976C5		12/28/2023	5.221	01/11/2024	7,888,536	0	4,576
0019999999	Subtotal - Bonds - U.S. Governments - Issuer Obligations					7,888,536	0	4,576
0109999999	Total - U.S. Government Bonds					7,888,536	0	4,576
0309999999	Total - All Other Government Bonds					0	0	0
0509999999	Total - U.S. States, Territories and Possessions Bonds					0	0	0
0709999999	Total - U.S. Political Subdivisions Bonds					0	0	0
0909999999	Total - U.S. Special Revenues Bonds					0	0	0
1109999999	Total - Industrial and Miscellaneous (Unaffiliated) Bonds					0	0	0
1309999999	Total - Hybrid Securities					0	0	0
1509999999	Total - Parent, Subsidiaries and Affiliates Bonds					0	0	0
1909999999	Subtotal - Unaffiliated Bank Loans					0	0	0
2419999999	Total - Issuer Obligations					7,888,536	0	4,576
2429999999	Total - Residential Mortgage-Backed Securities					0	0	0
2439999999	Total - Commercial Mortgage-Backed Securities					0	0	0
2449999999	Total - Other Loan-Backed and Structured Securities					0	0	0
2459999999	Total - SVO Identified Funds					0	0	0
2469999999	Total - Affiliated Bank Loans					0	0	0
2479999999	Total - Unaffiliated Bank Loans					0	0	0
2509999999	Total Bonds					7,888,536	0	4,576
09248U-71-8	BlackRock Liquidity Funds T-Fund Port		12/04/2023	0.000		9,407,575	0	351,737
261908-10-7	Dreyfus Treasury Cash Mgmt Fund		12/04/2023	0.000		516,600	0	18,895
38142B-50-0	Goldman Sachs Financial Square Tr In Fd		12/04/2023	0.000		7,479,509	0	286,195
38142B-88-0	Goldman Sachs Financial Square Federal Fund		12/04/2023	0.000		8,092,077	0	325,814
60934N-50-0	Federated Treasury Oblig Mmkt		12/04/2023	0.000		8,030,576	0	330,464
665279-87-3	Northern Inst Ins-Treasury Port		12/18/2023	0.000		45,538,907	0	251,891
825252-40-6	Invesco AIM STIT TREASURY MMF		12/04/2023	0.000		516,718	0	19,026
94975H-29-6	Allspring (fmr Wells Fargo) Treasury Plus MMKT Fund - Inst		12/28/2023	0.000		7,442,700	0	283,334
8209999999	Subtotal - Exempt Money Market Mutual Funds - as Identified by the SVO					87,024,662	0	1,867,356
25160K-20-7	DEUTSCHE GOV MMKT Gov Series Ins Shares		12/04/2023	0.000		35,608	0	5,172
262006-20-8	Dreyfus Govt Cash Mgmt - Inst		12/04/2023	0.000		30,447	0	4,884
8309999999	Subtotal - All Other Money Market Mutual Funds					66,055	0	10,056
	UHC Liquidity Pool Pro Rata Share Portion		12/29/2023	0.000		148,628,526	0	10,308,526
8409999999	Subtotal - Qualified Cash Pools Under SSAP No. 2R					148,628,526	0	10,308,526
8609999999	Total Cash Equivalents					243,607,779	0	12,190,514

1. Line Book/Adjusted Carrying Value by NAIC Designation Category Footnote:
 Number
 1A 1A ...\$ 7,888,536 1B ..\$ 0 1C ..\$ 0 1D ..\$ 0 1E ..\$ 0 1F ..\$ 0 1G ..\$ 0
 1B 2A ...\$ 0 2B ..\$ 0 2C ..\$ 0
 1C 3A ...\$ 0 3B ..\$ 0 3C ..\$ 0
 1D 4A ...\$ 0 4B ..\$ 0 4C ..\$ 0
 1E 5A ...\$ 0 5B ..\$ 0 5C ..\$ 0
 1F 6 ..\$ 0

E28

ANNUAL STATEMENT FOR THE YEAR 2023 OF THE UnitedHealthcare of the Midlands, Inc.

SCHEDULE E - PART 3 - SPECIAL DEPOSITS

States, Etc.	1 Type of Deposit	2 Purpose of Deposit	Deposits For the Benefit of All Policyholders		All Other Special Deposits	
			3 Book/Adjusted Carrying Value	4 Fair Value	5 Book/Adjusted Carrying Value	6 Fair Value
1. Alabama	AL		0	0	0	0
2. Alaska	AK		0	0	0	0
3. Arizona	AZ		0	0	0	0
4. Arkansas	AR	B. Ar ins code 23 76 118	0	0	311,983	319,366
5. California	CA		0	0	0	0
6. Colorado	CO		0	0	0	0
7. Connecticut	CT		0	0	0	0
8. Delaware	DE		0	0	0	0
9. District of Columbia	DC		0	0	0	0
10. Florida	FL		0	0	0	0
11. Georgia	GA		0	0	0	0
12. Hawaii	HI		0	0	0	0
13. Idaho	ID		0	0	0	0
14. Illinois	IL	B. Il ins code 215 ilcs 125/26	307,287	302,026	15,112	14,854
15. Indiana	IN		0	0	0	0
16. Iowa	IA		0	0	0	0
17. Kansas	KS		0	0	0	0
18. Kentucky	KY		0	0	0	0
19. Louisiana	LA		0	0	0	0
20. Maine	ME		0	0	0	0
21. Maryland	MD		0	0	0	0
22. Massachusetts	MA		0	0	0	0
23. Michigan	MI		0	0	0	0
24. Minnesota	MN		0	0	0	0
25. Mississippi	MS		0	0	0	0
26. Missouri	MO		0	0	0	0
27. Montana	MT		0	0	0	0
28. Nebraska	NE	B. Nebraska - 44-32-139.1	329,793	314,691	0	0
29. Nevada	NV		0	0	0	0
30. New Hampshire	NH		0	0	0	0
31. New Jersey	NJ		0	0	0	0
32. New Mexico	NM		0	0	0	0
33. New York	NY		0	0	0	0
34. North Carolina	NC		0	0	0	0
35. North Dakota	ND		0	0	0	0
36. Ohio	OH		0	0	0	0
37. Oklahoma	OK		0	0	0	0
38. Oregon	OR		0	0	0	0
39. Pennsylvania	PA		0	0	0	0
40. Rhode Island	RI		0	0	0	0
41. South Carolina	SC		0	0	0	0
42. South Dakota	SD		0	0	0	0
43. Tennessee	TN		0	0	0	0
44. Texas	TX		0	0	0	0
45. Utah	UT		0	0	0	0
46. Vermont	VT		0	0	0	0
47. Virginia	VA		0	0	0	0
48. Washington	WA		0	0	0	0
49. West Virginia	WV		0	0	0	0
50. Wisconsin	WI		0	0	0	0
51. Wyoming	WY		0	0	0	0
52. American Samoa	AS		0	0	0	0
53. Guam	GU		0	0	0	0
54. Puerto Rico	PR		0	0	0	0
55. U.S. Virgin Islands	VI		0	0	0	0
56. Northern Mariana Islands	MP		0	0	0	0
57. Canada	CAN		0	0	0	0
58. Aggregate Alien and Other	OT	XXX	0	0	0	0
59. Subtotal	XXX	XXX	637,080	616,717	327,095	334,220
DETAILS OF WRITE-INS						
5801.						
5802.						
5803.						
5898. Summary of remaining write-ins for Line 58 from overflow page	XXX	XXX	0	0	0	0
5899. Totals (Lines 5801 thru 5803 plus 5898)(Line 58 above)	XXX	XXX	0	0	0	0