



HEALTH QUARTERLY STATEMENT

AS OF MARCH 31, 2026
OF THE CONDITION AND AFFAIRS OF THE
UnitedHealthcare of the Midlands, Inc.

NAIC Group Code 0707 0707 NAIC Company Code 95591 Employer's ID Number 47-0676824
(Current) (Prior)

Organized under the Laws of Nebraska, State of Domicile or Port of Entry NE

Country of Domicile United States of America

Licensed as business type: Health Maintenance Organization

Is HMO Federally Qualified? Yes [] No [X]

Incorporated/Organized 04/16/1984 Commenced Business 10/01/1984

Statutory Home Office 2717 North 118th Street; Suite 300, Omaha, NE, US 68164-9672
(Street and Number) (City or Town, State, Country and Zip Code)

Main Administrative Office 2717 North 118th Street; Suite 300
(Street and Number)

Omaha, NE, US 68164-9672 402-445-5000
(City or Town, State, Country and Zip Code) (Area Code) (Telephone Number)

Mail Address 2717 North 118th Street; Suite 300, Omaha, NE, US 68164-9672
(Street and Number or P.O. Box) (City or Town, State, Country and Zip Code)

Primary Location of Books and Records 9800 Health Care Lane, MN006-W500
(Street and Number)

Minnetonka, MN, US 55343 952-202-8230
(City or Town, State, Country and Zip Code) (Area Code) (Telephone Number)

Internet Website Address www.uhc.com

Statutory Statement Contact Andrew J Heitzman, 952-931-4352
(Name) (Area Code) (Telephone Number)

andrew_heitzman@uhc.com 952-931-4651
(E-mail Address) (FAX Number)

OFFICERS

Chair, Chief Executive Officer, and President James Michael Parnell Treasurer Marilyn Victoria Hirsch
 Secretary Alexander McCarthy Miskella Chief Financial Officer and Vice President James Stevenson Elliston

OTHER

Robert Andersen Broomfield, President, Commercial Faraz Ahmed Choudhry #, Assistant Secretary Jodi Lyn O'Brien, Vice President
Kelly Marie O'Rourke #, Assistant Secretary

DIRECTORS OR TRUSTEES

Robert Andersen Broomfield Mark Conant Olson Daniel Malcolm Parietti
James Michael Parnell

State of Nebraska State of Nebraska State of _____
 County of Douglas County of Douglas County of _____

The officers of this reporting entity being duly sworn, each depose and say that they are the described officers of said reporting entity, and that on the reporting period stated above, all of the herein described assets were the absolute property of the said reporting entity, free and clear from any liens or claims thereon, except as herein stated, and that this statement, together with related exhibits, schedules and explanations therein contained, annexed or referred to, is a full and true statement of all the assets and liabilities and of the condition and affairs of the said reporting entity as of the reporting period stated above, and of its income and deductions there from for the period ended, and have been completed in accordance with the NAIC Annual Statement Instructions and Accounting Practices and Procedures manual except to the extent that: (1) state law may differ; or, (2) that state rules or regulations require differences in reporting not related to accounting practices and procedures, according to the best of their information, knowledge and belief, respectively. Furthermore, the scope of this attestation by the described officers also includes the related corresponding electronic filing with the NAIC, when required, that is an exact copy (except for formatting differences due to electronic filing) of the enclosed statement. The electronic filing may be requested by various regulators in lieu of or in addition to the enclosed statement.

James Stevenson Elliston James Michael Parnell Alexander McCarthy Miskella
 Chief Financial Officer, Vice President Chief Executive Officer, President and Chair Secretary

Subscribed and sworn to before me this 27 day of April 2026
[Signature] Subscribed and sworn to before me this 27 day of April 2026
[Signature] Subscribed and sworn to before me this _____ day of _____



- a. Is this an original filing?..... Yes [X] No []
- b. If no,
1. State the amendment number.....
 2. Date filed.....
 3. Number of pages attached.....



HEALTH QUARTERLY STATEMENT
AS OF MARCH 31, 2026
OF THE CONDITION AND AFFAIRS OF THE
UnitedHealthcare of the Midlands, Inc.

NAIC Group Code 0707 (Current) 0707 (Prior) NAIC Company Code 95591 Employer's ID Number 47-0676824
Organized under the Laws of Nebraska, State of Domicile or Port of Entry NE
Country of Domicile United States of America
Licensed as business type: Health Maintenance Organization
Is HMO Federally Qualified? Yes [] No [X]
Incorporated/Organized 04/16/1984 Commenced Business 10/01/1984
Statutory Home Office 2717 North 118th Street, Suite 300 Omaha, NE, US 68164-9672
Main Administrative Office 2717 North 118th Street, Suite 300 Omaha, NE, US 68164-9672
Mail Address 2717 North 118th Street, Suite 300 Omaha, NE, US 68164-9672
Primary Location of Books and Records 9800 Health Care Lane, MN006-W500 Minnetonka, MN, US 55343
Internet Website Address www.uhc.com
Statutory Statement Contact Andrew J. Heitzman 952-931-4352
andrew_heitzman@uhc.com 952-931-4651

OFFICERS

Chair, Chief Executive Officer, and President James Michael Parnell Treasurer Marilyn Victoria Hirsch
Secretary Alexander McCarthy Miskella Chief Financial Officer and Vice President James Stevenson Elliston

OTHER

Robert Andersen Broomfield, President, Commercial Faraz Ahmed Choudhry #, Assistant Secretary Jodi Lyn O'Brien, Vice President
Kelly Marie O'Rourke #, Assistant Secretary

DIRECTORS OR TRUSTEES


Robert Andersen Broomfield Mark Conant Olson Daniel Malcolm Parietti
James Michael Parnell

State of Wisconsin County of Brown

The officers of this reporting entity being duly sworn, each depose and say that they are the described officers of said reporting entity, and that on the reporting period stated above, all of the herein described assets were the absolute property of the said reporting entity, free and clear from any liens or claims thereon, except as herein stated, and that this statement, together with related exhibits, schedules and explanations therein contained, annexed or referred to, is a full and true statement of all the assets and liabilities and of the condition and affairs of the said reporting entity as of the reporting period stated above, and of its income and deductions there from for the period ended, and have been completed in accordance with the NAIC Annual Statement Instructions and Accounting Practices and Procedures manual except to the extent that: (1) state law may differ; or, (2) that state rules or regulations require differences in reporting not related to accounting practices and procedures, according to the best of their information, knowledge and belief, respectively. Furthermore, the scope of this attestation by the described officers also includes the related corresponding electronic filing with the NAIC, when required, that is an exact copy (except for formatting differences due to electronic filing) of the enclosed statement. The electronic filing may be requested by various regulators in lieu of or in addition to the enclosed statement.

James Stevenson Elliston Chief Financial Officer, Vice President
James Michael Parnell Chief Executive Officer, President and Chair
Alexander McCarthy Miskella Secretary
Subscribed and sworn to before me this day of April, 2026
Cheri Dudra comm exp: 11/5/28

- a. Is this an original filing? Yes [X] No []
b. If no,
1. State the amendment number
2. Date filed
3. Number of pages attached



STATEMENT AS OF MARCH 31, 2026 OF THE UNITEDHEALTHCARE OF THE MIDLANDS, INC.

ASSETS

	Current Statement Date			4 December 31 Prior Year Net Admitted Assets
	1 Assets	2 Nonadmitted Assets	3 Net Admitted Assets (Cols. 1 - 2)	
1. Bonds	1,043,541,783	0	1,043,541,783	1,013,541,179
2. Stocks:				
2.1 Preferred stocks	0	0	0	0
2.2 Common stocks	0	0	0	0
3. Mortgage loans on real estate:				
3.1 First liens	0	0	0	0
3.2 Other than first liens.....	0	0	0	0
4. Real estate:				
4.1 Properties occupied by the company (less \$0 encumbrances)	0	0	0	0
4.2 Properties held for the production of income (less \$0 encumbrances)	0	0	0	0
4.3 Properties held for sale (less \$0 encumbrances)	0	0	0	0
5. Cash (\$357,977), cash equivalents (\$196,283,588) and short-term investments (\$0)	196,641,565	0	196,641,565	222,918,692
6. Contract loans (including \$0 premium notes)	0	0	0	0
7. Derivatives	0	0	0	0
8. Other invested assets	9,568,083	0	9,568,083	9,851,150
9. Receivables for securities	0	0	0	0
10. Securities lending reinvested collateral assets	0	0	0	0
11. Aggregate write-ins for invested assets	0	0	0	0
12. Subtotals, cash and invested assets (Lines 1 to 11)	1,249,751,431	0	1,249,751,431	1,246,311,021
13. Title plants less \$0 charged off (for Title insurers only)	0	0	0	0
14. Investment income due and accrued	8,781,201	0	8,781,201	9,095,098
15. Premiums and considerations:				
15.1 Uncollected premiums and agents' balances in the course of collection	88,043,869	1,089,657	86,954,212	55,459,847
15.2 Deferred premiums, agents' balances and installments booked but deferred and not yet due (including \$0 earned but unbilled premiums)	0	0	0	0
15.3 Accrued retrospective premiums (\$38,432,489) and contracts subject to redetermination (\$428,574,315)	467,006,804	0	467,006,804	372,832,505
16. Reinsurance:				
16.1 Amounts recoverable from reinsurers	0	0	0	0
16.2 Funds held by or deposited with reinsured companies	0	0	0	0
16.3 Other amounts receivable under reinsurance contracts	0	0	0	0
17. Amounts receivable relating to uninsured plans	98,777,927	691,001	98,086,926	152,035,748
18.1 Current federal and foreign income tax recoverable and interest thereon	0	0	0	29,994,670
18.2 Net deferred tax asset	10,968,506	0	10,968,506	8,699,799
19. Guaranty funds receivable or on deposit	0	0	0	0
20. Electronic data processing equipment and software	0	0	0	0
21. Furniture and equipment, including health care delivery assets (\$0)	0	0	0	0
22. Net adjustment in assets and liabilities due to foreign exchange rates	0	0	0	0
23. Receivables from parent, subsidiaries and affiliates	0	0	0	0
24. Health care (\$218,546,560) and other amounts receivable	255,026,117	36,479,557	218,546,560	300,583,500
25. Aggregate write-ins for other-than-invested assets	73,780	73,780	0	0
26. Total assets excluding Separate Accounts, Segregated Accounts and Protected Cell Accounts (Lines 12 to 25)	2,178,429,635	38,333,995	2,140,095,640	2,175,012,188
27. From Separate Accounts, Segregated Accounts and Protected Cell Accounts	0	0	0	0
28. Total (Lines 26 and 27)	2,178,429,635	38,333,995	2,140,095,640	2,175,012,188
DETAILS OF WRITE-INS				
1101.				
1102.				
1103.				
1198. Summary of remaining write-ins for Line 11 from overflow page	0	0	0	0
1199. Totals (Lines 1101 through 1103 plus 1198)(Line 11 above)	0	0	0	0
2501. Prepaid Miscellaneous	73,687	73,687	0	0
2502. Miscellaneous Receivables	93	93	0	0
2503.				
2598. Summary of remaining write-ins for Line 25 from overflow page	0	0	0	0
2599. Totals (Lines 2501 through 2503 plus 2598)(Line 25 above)	73,780	73,780	0	0

LIABILITIES, CAPITAL AND SURPLUS

	Current Period			Prior Year
	1 Covered	2 Uncovered	3 Total	4 Total
1. Claims unpaid (less \$0 reinsurance ceded)	852,786,905	0	852,786,905	730,915,986
2. Accrued medical incentive pool and bonus amounts	54,021,259	0	54,021,259	58,583,997
3. Unpaid claims adjustment expenses	4,472,171	0	4,472,171	4,155,384
4. Aggregate health policy reserves, including the liability of \$1,360,345 for medical loss ratio rebate per the Public Health Service Act	8,620,767	0	8,620,767	7,849,917
5. Aggregate life policy reserves	0	0	0	0
6. Property/casualty unearned premium reserve	0	0	0	0
7. Aggregate health claim reserves	2,084,239	0	2,084,239	1,916,335
8. Premiums received in advance	864,857	0	864,857	492,539
9. General expenses due or accrued	35,112,565	0	35,112,565	44,955,395
10.1 Current federal and foreign income tax payable and interest thereon (including \$0 on realized gains (losses))	19,106,475	0	19,106,475	0
10.2 Net deferred tax liability	0	0	0	0
11. Ceded reinsurance premiums payable	3,109,727	0	3,109,727	2,788,008
12. Amounts withheld or retained for the account of others.....	150,000	0	150,000	0
13. Remittances and items not allocated	41,061	0	41,061	48,729
14. Borrowed money (including \$0 current) and interest thereon \$0 (including \$0 current)	0	0	0	0
15. Amounts due to parent, subsidiaries and affiliates	109,711,448	0	109,711,448	414,368,928
16. Derivatives	0	0	0	0
17. Payable for securities	6,119,060	0	6,119,060	0
18. Payable for securities lending	0	0	0	0
19. Funds held under reinsurance treaties (with \$0 authorized reinsurers, \$0 unauthorized reinsurers and \$0 certified reinsurers).....	0	0	0	0
20. Reinsurance in unauthorized and certified (\$0) companies	0	0	0	0
21. Net adjustments in assets and liabilities due to foreign exchange rates	0	0	0	0
22. Liability for amounts held under uninsured plans	37,508,233	0	37,508,233	78,791,739
23. Aggregate write-ins for other liabilities (including \$4,543 current)	4,543	0	4,543	4,169
24. Total liabilities (Lines 1 to 23)	1,133,713,310	0	1,133,713,310	1,344,871,126
25. Aggregate write-ins for special surplus funds	XXX	XXX	0	0
26. Common capital stock	XXX	XXX	100,000	100,000
27. Preferred capital stock	XXX	XXX	0	0
28. Gross paid in and contributed surplus	XXX	XXX	61,100,000	61,100,000
29. Surplus notes	XXX	XXX	0	0
30. Aggregate write-ins for other-than-special surplus funds	XXX	XXX	0	0
31. Unassigned funds (surplus)	XXX	XXX	945,182,330	768,941,062
32. Less treasury stock, at cost:				
32.10 shares common (value included in Line 26 \$0)	XXX	XXX	0	0
32.20 shares preferred (value included in Line 27 \$0)	XXX	XXX	0	0
33. Total capital and surplus (Lines 25 to 31 minus Line 32)	XXX	XXX	1,006,382,330	830,141,062
34. Total liabilities, capital and surplus (Lines 24 and 33)	XXX	XXX	2,140,095,640	2,175,012,188
DETAILS OF WRITE-INS				
2301. Unclaimed property	4,543	0	4,543	4,169
2302.				
2303.				
2398. Summary of remaining write-ins for Line 23 from overflow page	0	0	0	0
2399. Totals (Lines 2301 through 2303 plus 2398)(Line 23 above)	4,543	0	4,543	4,169
2501.	XXX	XXX		
2502.	XXX	XXX		
2503.	XXX	XXX		
2598. Summary of remaining write-ins for Line 25 from overflow page	XXX	XXX	0	0
2599. Totals (Lines 2501 through 2503 plus 2598)(Line 25 above)	XXX	XXX	0	0
3001.	XXX	XXX		
3002.	XXX	XXX		
3003.	XXX	XXX		
3098. Summary of remaining write-ins for Line 30 from overflow page	XXX	XXX	0	0
3099. Totals (Lines 3001 through 3003 plus 3098)(Line 30 above)	XXX	XXX	0	0

STATEMENT OF REVENUE AND EXPENSES

	Current Year To Date		Prior Year To Date	Prior Year Ended December 31
	1 Uncovered	2 Total	3 Total	4 Total
1. Member Months	XXX	1,691,361	1,575,984	6,421,097
2. Net premium income (including \$ 0 non-health premium income)	XXX	2,332,786,136	1,928,337,060	7,925,073,123
3. Change in unearned premium reserves and reserve for rate credits	XXX	(34,334,930)	37,655,518	136,653,237
4. Fee-for-service (net of \$ 0 medical expenses)	XXX	0	0	0
5. Risk revenue	XXX	0	0	0
6. Aggregate write-ins for other health care related revenues	XXX	0	0	0
7. Aggregate write-ins for other non-health revenues	XXX	0	0	0
8. Total revenues (Lines 2 to 7)	XXX	2,298,451,206	1,965,992,578	8,061,726,360
Hospital and Medical:				
9. Hospital/medical benefits	0	1,537,883,507	1,361,791,769	5,751,229,185
10. Other professional services	0	32,822,429	37,341,035	156,376,053
11. Outside referrals	0	0	0	0
12. Emergency room and out-of-area	0	0	0	0
13. Prescription drugs	0	287,340,321	246,314,634	1,203,832,999
14. Aggregate write-ins for other hospital and medical	0	0	0	0
15. Incentive pool, withhold adjustments and bonus amounts	0	12,553,341	26,840,783	91,169,656
16. Subtotal (Lines 9 to 15)	0	1,870,599,598	1,672,288,221	7,202,607,893
Less:				
17. Net reinsurance recoveries	0	0	0	0
18. Total hospital and medical (Lines 16 minus 17)	0	1,870,599,598	1,672,288,221	7,202,607,893
19. Non-health claims (net)	0	0	0	0
20. Claims adjustment expenses, including \$ 43,090,601 cost containment expenses	0	58,791,621	51,064,038	212,755,971
21. General administrative expenses	0	149,040,592	111,093,786	465,816,199
22. Increase in reserves for life and accident and health contracts (including \$ 0 increase in reserves for life only)	0	0	0	0
23. Total underwriting deductions (Lines 18 through 22)	0	2,078,431,811	1,834,446,045	7,881,180,063
24. Net underwriting gain or (loss) (Lines 8 minus 23)	XXX	220,019,395	131,546,533	180,546,297
25. Net investment income earned	0	13,557,349	12,138,402	50,446,095
26. Net realized capital gains (losses) less capital gains tax of \$ (170,638)	0	(641,925)	85,202	652,770
27. Net investment gains (losses) (Lines 25 plus 26)	0	12,915,424	12,223,604	51,098,865
28. Net gain or (loss) from agents' or premium balances charged off [(amount recovered \$ 115,039) (amount charged off \$ (485,820))]	0	(370,781)	(245,223)	(1,353,880)
29. Aggregate write-ins for other income or expenses	0	(3,941)	0	0
30. Net income or (loss) after capital gains tax and before all other federal income taxes (Lines 24 plus 27 plus 28 plus 29)	XXX	232,560,097	143,524,914	230,291,282
31. Federal and foreign income taxes incurred	XXX	49,271,783	30,457,264	47,733,855
32. Net income (loss) (Lines 30 minus 31)	XXX	183,288,314	113,067,650	182,557,427
DETAILS OF WRITE-INS				
0601.	XXX			
0602.	XXX			
0603.	XXX			
0698. Summary of remaining write-ins for Line 6 from overflow page	XXX	0	0	0
0699. Totals (Lines 0601 through 0603 plus 0698)(Line 6 above)	XXX	0	0	0
0701.	XXX			
0702.	XXX			
0703.	XXX			
0798. Summary of remaining write-ins for Line 7 from overflow page	XXX	0	0	0
0799. Totals (Lines 0701 through 0703 plus 0798)(Line 7 above)	XXX	0	0	0
1401.				
1402.				
1403.				
1498. Summary of remaining write-ins for Line 14 from overflow page	0	0	0	0
1499. Totals (Lines 1401 through 1403 plus 1498)(Line 14 above)	0	0	0	0
2901. Fines and Penalties	0	(3,941)	0	0
2902.				
2903.				
2998. Summary of remaining write-ins for Line 29 from overflow page	0	0	0	0
2999. Totals (Lines 2901 through 2903 plus 2998)(Line 29 above)	0	(3,941)	0	0

STATEMENT OF REVENUE AND EXPENSES (Continued)

	1 Current Year to Date	2 Prior Year to Date	3 Prior Year Ended December 31
CAPITAL AND SURPLUS ACCOUNT			
33. Capital and surplus prior reporting year.....	830,141,062	647,304,957	647,304,957
34. Net income or (loss) from Line 32.....	183,288,314	113,067,650	182,557,427
35. Change in valuation basis of aggregate policy and claim reserves.....	0	0	0
36. Change in net unrealized capital gains (losses) less capital gains tax of \$ 280	(1,053)	0	(5,999)
37. Change in net unrealized foreign exchange capital gain or (loss).....	0	0	0
38. Change in net deferred income tax.....	2,268,427	610,968	1,166,021
39. Change in nonadmitted assets.....	(9,314,420)	980,755	(881,344)
40. Change in unauthorized and certified reinsurance.....	0	0	0
41. Change in treasury stock.....	0	0	0
42. Change in surplus notes.....	0	0	0
43. Cumulative effect of changes in accounting principles.....	0	0	0
44. Capital Changes:			
44.1 Paid in.....	0	0	0
44.2 Transferred from surplus (stock dividend).....	0	0	0
44.3 Transferred to surplus.....	0	0	0
45. Surplus adjustments:			
45.1 Paid in.....	0	0	0
45.2 Transferred to capital (stock dividend).....	0	0	0
45.3 Transferred from capital.....	0	0	0
46. Dividends to stockholders.....	0	0	0
47. Aggregate write-ins for gains or (losses) in surplus.....	0	0	0
48. Net change in capital & surplus (Lines 34 to 47).....	176,241,268	114,659,373	182,836,105
49. Capital and surplus end of reporting period (Line 33 plus 48)	1,006,382,330	761,964,330	830,141,062
DETAILS OF WRITE-INS			
4701.			
4702.			
4703.			
4798. Summary of remaining write-ins for Line 47 from overflow page.....	0	0	0
4799. Totals (Lines 4701 through 4703 plus 4798)(Line 47 above)	0	0	0

STATEMENT AS OF MARCH 31, 2026 OF THE UNITEDHEALTHCARE OF THE MIDLANDS, INC.

CASH FLOW

	1 Current Year To Date	2 Prior Year To Date	3 Prior Year Ended December 31
Cash from Operations			
1. Premiums collected net of reinsurance	2,174,208,517	1,773,272,319	7,852,068,466
2. Net investment income	14,583,291	13,441,994	51,674,985
3. Miscellaneous income	0	0	0
4. Total (Lines 1 to 3)	2,188,791,808	1,786,714,313	7,903,743,451
5. Benefit and loss related payments	1,679,695,054	1,530,117,371	7,111,616,759
6. Net transfers to Separate Accounts, Segregated Accounts and Protected Cell Accounts	0	0	0
7. Commissions, expenses paid and aggregate write-ins for deductions	205,680,560	164,334,058	740,622,522
8. Dividends paid to policyholders	0	0	0
9. Federal and foreign income taxes paid (recovered) net of \$0 tax on capital gains (losses)	0	0	53,130,896
10. Total (Lines 5 through 9)	1,885,375,614	1,694,451,429	7,905,370,177
11. Net cash from operations (Line 4 minus Line 10)	303,416,194	92,262,884	(1,626,726)
Cash from Investments			
12. Proceeds from investments sold, matured or repaid:			
12.1 Bonds	156,122,745	173,444,151	326,962,121
12.2 Stocks	0	0	0
12.3 Mortgage loans	0	0	0
12.4 Real estate	0	0	0
12.5 Other invested assets	0	0	0
12.6 Net gains or (losses) on cash, cash equivalents and short-term investments	0	0	0
12.7 Miscellaneous proceeds	6,119,060	0	0
12.8 Total investment proceeds (Lines 12.1 to 12.7)	162,241,805	173,444,151	326,962,121
13. Cost of investments acquired (long-term only):			
13.1 Bonds	187,346,486	161,911,967	382,421,592
13.2 Stocks	0	0	0
13.3 Mortgage loans	0	0	0
13.4 Real estate	0	0	0
13.5 Other invested assets	0	0	8,993,320
13.6 Miscellaneous applications	0	1,866,000	1,866,000
13.7 Total investments acquired (Lines 13.1 to 13.6)	187,346,486	163,777,967	393,280,912
14. Net increase/(decrease) in contract loans and premium notes	0	0	0
15. Net cash from investments (Line 12.8 minus Line 13.7 and Line 14)	(25,104,681)	9,666,184	(66,318,791)
Cash from Financing and Miscellaneous Sources			
16. Cash provided (applied):			
16.1 Surplus notes, capital notes	0	0	0
16.2 Capital and paid in surplus, less treasury stock	0	0	0
16.3 Borrowed funds	0	0	0
16.4 Net deposits on deposit-type contracts and other insurance liabilities	0	0	0
16.5 Dividends to stockholders	0	0	0
16.6 Other cash provided (applied)	(304,588,640)	(98,413,790)	136,784,137
17. Net cash from financing and miscellaneous sources (Line 16.1 through Line 16.4 minus Line 16.5 plus Line 16.6)	(304,588,640)	(98,413,790)	136,784,137
RECONCILIATION OF CASH, CASH EQUIVALENTS AND SHORT-TERM INVESTMENTS			
18. Net change in cash, cash equivalents and short-term investments (Line 11, plus Lines 15 and 17)	(26,277,127)	3,515,278	68,838,620
19. Cash, cash equivalents and short-term investments:			
19.1 Beginning of year	222,918,692	154,080,072	154,080,072
19.2 End of period (Line 18 plus Line 19.1)	196,641,565	157,595,350	222,918,692

Note: Supplemental disclosures of cash flow information for non-cash transactions:

STATEMENT AS OF MARCH 31, 2026 OF THE UNITEDHEALTHCARE OF THE MIDLANDS, INC.

EXHIBIT OF PREMIUMS, ENROLLMENT AND UTILIZATION

	1 Total	Comprehensive (Hospital & Medical)		4 Medicare Supplement	5 Vision Only	6 Dental Only	7 Federal Employees Health Benefits Plan	8 Title XVIII Medicare	9 Title XIX Medicaid	10 Credit A&H	11 Disability Income	12 Long-Term Care	13 Other Health	14 Other Non-Health
		2 Individual	3 Group											
Total Members at end of:														
1. Prior year	542,213	12,310	507	0	0	0	0	433,836	95,560	0	0	0	0	0
2. First quarter	562,555	12,500	470	0	0	0	0	452,561	97,024	0	0	0	0	0
3. Second quarter	0	0	0	0	0	0	0	0	0	0	0	0	0	0
4. Third quarter	0	0	0	0	0	0	0	0	0	0	0	0	0	0
5. Current year	0	0	0	0	0	0	0	0	0	0	0	0	0	0
6. Current year member months	1,691,361	38,781	1,463	0	0	0	0	1,351,862	299,255	0	0	0	0	0
Total Member Ambulatory Encounters for Period:														
7. Physician	2,758,154	22,594	1,151	0	0	0	0	2,293,962	440,447	0	0	0	0	0
8. Non-physician	1,295,565	7,889	63	0	0	0	0	1,067,288	220,325	0	0	0	0	0
9. Total	4,053,719	30,483	1,214	0	0	0	0	3,361,250	660,772	0	0	0	0	0
10. Hospital patient days incurred	255,115	262	34	0	0	0	0	214,023	40,796	0	0	0	0	0
11. Number of inpatient admissions	35,080	66	5	0	0	0	0	29,015	5,994	0	0	0	0	0
12. Health premiums written (a)	2,342,017,123	13,406,656	1,064,376	0	0	0	0	2,074,386,192	253,159,899	0	0	0	0	0
13. Life premiums direct	0	0	0	0	0	0	0	0	0	0	0	0	0	0
14. Property/casualty premiums written	0	0	0	0	0	0	0	0	0	0	0	0	0	0
15. Health premiums earned.....	2,307,682,194	12,555,266	417,148	0	0	0	0	2,040,415,987	254,293,793	0	0	0	0	0
16. Property/casualty premiums earned	0	0	0	0	0	0	0	0	0	0	0	0	0	0
17. Amount paid for provision of health care services.....	1,679,695,054	11,094,638	537,376	0	0	0	0	1,459,702,168	208,360,872	0	0	0	0	0
18. Amount incurred for provision of health care services	1,870,599,598	11,813,443	590,694	0	0	0	0	1,638,977,589	219,217,872	0	0	0	0	0

(a) For health premiums written: amount of Medicare Title XVIII exempt from state taxes or fees \$2,074,386,192

UNDERWRITING AND INVESTMENT EXHIBIT

ANALYSIS OF CLAIMS UNPAID - PRIOR YEAR - NET OF REINSURANCE

Line of Business	Claims Paid Year to Date		Liability End of Current Quarter		5 Claims Incurred in Prior Years (Columns 1 + 3)	6 Estimated Claim Reserve and Claim Liability December 31 of Prior Year
	1 On Claims Incurred Prior to January 1 of Current Year	2 On Claims Incurred During the Year	3 On Claims Unpaid Dec. 31 of Prior Year	4 On Claims Incurred During the Year		
1. Comprehensive (hospital and medical) individual	1,622,488	9,447,661	419,186	2,383,443	2,041,674	2,061,027
2. Comprehensive (hospital and medical) group	237,369	299,664	39,480	307,208	276,849	269,381
3. Medicare Supplement	0	0	0	0	0	0
4. Vision only	0	0	0	0	0	0
5. Dental only	0	0	0	0	0	0
6. Federal Employees Health Benefits Plan	0	0	0	0	0	0
7. Title XVIII - Medicare	302,086,477	1,140,613,635	107,290,097	660,518,541	409,376,574	656,819,744
8. Title XIX - Medicaid	40,612,919	167,658,765	25,735,880	58,177,308	66,348,799	73,682,169
9. Credit A&H	0	0	0	0	0	0
10. Disability income	0	0	0	0	0	0
11. Long-term care	0	0	0	0	0	0
12. Other health	0	0	0	0	0	0
13. Health subtotal (Lines 1 to 12)	344,559,253	1,318,019,725	133,484,643	721,386,500	478,043,896	732,832,321
14. Health care receivables (a)	118,642,691	92,217,225	0	43,391,409	118,642,691	327,679,784
15. Other non-health	0	0	0	0	0	0
16. Medical incentive pools and bonus amounts	11,994,998	5,121,080	38,447,850	15,573,408	50,442,848	58,583,997
17. Totals (Lines 13 - 14 + 15 + 16)	237,911,560	1,230,923,580	171,932,493	693,568,499	409,844,053	463,736,534

(a) Excludes \$ 774,792 loans or advances to providers not yet expensed.

NOTES TO FINANCIAL STATEMENTS

1. SUMMARY OF SIGNIFICANT ACCOUNTING POLICIES AND GOING CONCERN

Organization and Operation

UnitedHealthcare of the Midlands, Inc. (the "Company") is a wholly owned subsidiary of UnitedHealthcare, Inc. with UnitedHealth Group Incorporated as its ultimate parent. The Company is licensed as a health maintenance organization in Nebraska by the Nebraska Department of Insurance and is also licensed in eight additional states. The Company offers comprehensive commercial products, individual exchange products and Medicare plans.

The Company has a contract with the state of Nebraska, Department of Health and Human Services, Division of Medicaid and Long Term Care, to provide health care services to Medicaid eligible beneficiaries, which include eligible beneficiaries under the Children's Health Insurance Program in Nebraska. The current contract is effective from January 1, 2024 through December 31, 2029, and includes an option for two (2) one-year extensions thereafter.

A. Accounting Practices

The statutory basis financial statements (herein referred to as "financial statements") of the Company are presented on the basis of accounting practices prescribed or permitted by the Nebraska Department of Insurance.

The Nebraska Department of Insurance recognizes only statutory accounting practices prescribed or permitted by the state of Nebraska for determining and reporting the financial condition and results of operations of a health maintenance organization, for determining its solvency under Nebraska Insurance Law. The state of Nebraska prescribes the use of the National Association of Insurance Commissioners' Accounting Practices and Procedures manual in effect for the accounting periods covered in the financial statements.

No significant differences exist between the practices prescribed or permitted by the state of Nebraska and the National Association of Insurance Commissioners' Accounting Practices and Procedures manual, also known as NAIC SAP which materially affect the statutory basis net income (loss) and capital and surplus, as illustrated in the table below:

	SSAP #	F/S Page #	F/S Line #	March 31, 2026	December 31, 2025
Net Income (Loss)					
(1) Company state basis (Page 4, Line 32, Columns 2 & 4)	XXX	XXX	XXX	\$ 183,288,314	\$ 182,557,427
(2) State prescribed practices that are an increase/(decrease) from NAIC SAP: Not Applicable				—	—
(3) State permitted practices that are an increase/(decrease) from NAIC SAP: Not Applicable				—	—
(4) NAIC SAP (1 - 2 - 3 = 4)	XXX	XXX	XXX	<u>\$ 183,288,314</u>	<u>\$ 182,557,427</u>
Capital and Surplus					
(5) Company state basis (Page 3, Line 33, Columns 3 & 4)	XXX	XXX	XXX	\$ 1,006,382,330	\$ 830,141,062
(6) State prescribed practices that are an increase/(decrease) from NAIC SAP: Not Applicable				—	—
(7) State permitted practices that are an increase/(decrease) from NAIC SAP: Not Applicable				—	—
(8) NAIC SAP (5 - 6 - 7 = 8)	XXX	XXX	XXX	<u>\$ 1,006,382,330</u>	<u>\$ 830,141,062</u>

B. Use of Estimates in the Preparation of the Financial Statements

No significant change.

C. Accounting Policy

- (1) No significant change.
- (2) The Company does not have any mandatory convertible securities or Securities Valuation Office of the National Association of Insurance Commissioners' identified funds (i.e.: exchange traded funds or bond mutual funds) in its bond portfolio.
- (3-5) No significant change.
- (6) Asset-backed securities are valued using the retrospective adjustment methodology. Prepayment assumptions for the determination of the book/adjusted carrying value, commonly referred to as amortized cost, of asset-backed securities are based on a three-month constant prepayment rate history obtained from independent external data source vendors. Asset-backed securities that do not qualify for retrospective treatment, which includes securities rated below AA or reflecting increased uncertainty in expected cash flows, are valued using the prospective adjustment methodology. The Company's investment policy limits investments in nonagency residential mortgage-backed securities, including home equity and sub-prime mortgages, to 10% of total cash and invested assets. Total combined investments in mortgage-backed securities and asset-backed securities cannot exceed more than 30% of total cash and invested assets.
- (7-13) No significant change.

D. Going Concern

The Company has the ability and will continue to operate for a period of time sufficient to carry out its commitments, obligations, and business objectives.

2. ACCOUNTING CHANGES AND CORRECTIONS OF ERRORS

No significant change.

3. BUSINESS COMBINATIONS AND GOODWILL

A-E. No significant change.

4. DISCONTINUED OPERATIONS**A. Discontinued Operation Disposed of or Classified as Held for Sale**

(1-4) No significant change.

B. Change in Plan of Sale of Discontinued Operations — Not applicable.

C. Nature of any Significant Continuing Involvement with Discontinued Operations after Disposal — Not applicable.

D. Equity Interest Retained in the Discontinued Operation after Disposal — Not applicable.

5. INVESTMENTS

A. Mortgage Loans, including Mezzanine Real Estate Loans — Not applicable.

B. Debt Restructuring — Not applicable.

C. Reverse Mortgages — Not applicable.

D. Asset-Backed Securities

(1) Asset-backed securities are valued using the retrospective adjustment methodology. Prepayment assumptions for the determination of the book/adjusted carrying value, commonly referred to as amortized cost, of asset-backed securities are based on a three-month constant prepayment rate history obtained from external data source vendors.

(2) The Company did not recognize any other-than-temporary impairments on asset-backed securities as of March 31, 2026.

(3) The Company did not have any asset-backed securities with other-than-temporary impairments to report by CUSIP as of March 31, 2026.

(4) The following table illustrates the fair value, gross unrecognized unrealized losses, and length of time that the asset-backed securities have been in a continuous unrecognized unrealized loss position as of March 31, 2026 and December 31, 2025:

	March 31, 2026
The aggregate amount of unrealized losses:	
1. Less than 12 months	\$ 879,705
2. 12 months or longer	8,169,373
The aggregate related fair value of securities with unrealized losses:	
1. Less than 12 months	110,281,907
2. 12 months or longer	107,691,888
	December 31, 2025
The aggregate amount of unrealized losses:	
1. Less than 12 months	\$ 29,157
2. 12 months or longer	7,873,518
The aggregate related fair value of securities with unrealized losses:	
1. Less than 12 months	6,575,191
2. 12 months or longer	145,188,323

(5) The Company believes that it will continue to collect timely the principal and interest due on its asset-backed securities that have an amortized cost in excess of fair value. The unrealized losses were primarily caused by interest rate changes and not by unfavorable changes in the credit quality associated with these securities that impacted the assessment on collectability of principal and interest. At each reporting period, the Company evaluates available-for-sale debt securities for any credit-related impairment when the fair value of the investment is less than its amortized cost. The Company evaluated the expected cash flows, the underlying credit quality and credit ratings of the issuers, noting no significant credit deterioration since purchase. As of March 31, 2026, the unrealized loss on any security that the Company classified as available for sale was not material to the Company's investment portfolio. Any other securities in an unrealized loss position as of March 31, 2026, the Company considers to be temporary.

E. Dollar Repurchase Agreements and/or Securities Lending Transactions — Not applicable.

F. Repurchase Agreements Transactions Accounted for as Secured Borrowing — Not applicable.

G. Reverse Repurchase Agreements Transactions Accounted for as Secured Borrowing — Not applicable.

H. Repurchase Agreements Transactions Accounted for as a Sale — Not applicable.

I. Reverse Repurchase Agreements Transactions Accounted for as a Sale — Not applicable.

J. Real Estate — Not applicable.

K. Investments in Tax Credit Structures

(1-8) No significant change.

L. Restricted Assets

(1) Restricted assets, including pledged securities as of March 31, 2026 and December 31, 2025, are presented below:

	1	2	3	4	5	6	7	8	9	10
Restricted Asset Category	Total Gross (Admitted & Nonadmitted) Restricted From Current Year	Total Gross (Admitted & Nonadmitted) Restricted From Prior Year	Increase/ (Decrease) (1 Minus 2)	Total Current Year Nonadmitted Restricted	Total Current Year Admitted Restricted (1 minus 4)	Gross (Admitted & Nonadmitted) Restricted to Total Assets (a)	Admitted Restricted to Total Admitted Assets (b)	N/A for Quarterly - Amount Reported in General Interrogatories	N/A for Quarterly - Difference from Note and GI	GI Ref
a. Subject to contractual obligation for which liability is not shown	\$ —	\$ —	\$ —	\$ —	\$ —	—%	—%	XXX	XXX	XXX
b. Collateral held under security lending agreements	—	—	—	—	—	—%	—%	—	—	25.04 + 25.05
c. Subject to repurchase agreements	—	—	—	—	—	—%	—%	—	—	26.21
d. Subject to reverse repurchase agreements	—	—	—	—	—	—%	—%	—	—	26.22
e. Subject to dollar repurchase agreements	—	—	—	—	—	—%	—%	—	—	26.23
f. Subject to dollar reverse repurchase agreements	—	—	—	—	—	—%	—%	—	—	26.24
g. Placed under option contracts	—	—	—	—	—	—%	—%	—	—	26.25
h. Letter stock or securities restricted as to sale—excluding FHLB capital stock	—	—	—	—	—	—%	—%	—	—	26.26
i. FHLB capital stock	—	—	—	—	—	—%	—%	—	—	26.27
j. On deposit with states	939,082	938,224	858	—	939,082	<1%	<1%	—	—	26.28
k. On deposit with other regulatory bodies	—	—	—	—	—	—%	—%	—	—	26.29
l. Pledged as collateral to FHLB (including assets backing funding agreements)	—	—	—	—	—	—%	—%	—	—	26.31
m. Pledged as collateral not captured in other categories	—	—	—	—	—	—%	—%	—	—	26.30
n. Other restricted assets	—	—	—	—	—	—%	—%	—	—	26.32
Collateral Assets Received and on Balance Sheet	—	—	—	—	—	—%	—%	XXX	XXX	N/A
Assets held under Modco Reinsurance Agreements	—	—	—	—	—	—%	—%	XXX	XXX	N/A
Assets held under Funds Withheld Reinsurance Agreements	—	—	—	—	—	—%	—%	XXX	XXX	N/A
Total restricted assets	\$ 939,082	\$ 938,224	\$ 858	\$ —	\$ 939,082	<1%	<1%	XXX	XXX	XXX

(a) Column 1 divided by Asset Page, Column 1, Line 28

(b) Column 5 divided by Asset Page, Column 3, Line 28

(2–5) The Company has no assets pledged as collateral, assets held under modified coinsurance or funds withheld reinsurance agreements not captured in other categories and no other restricted assets as of March 31, 2026 or December 31, 2025.

M. Working Capital Finance Investments — Not applicable.

N. Offsetting and Netting of Assets and Liabilities

The Company does not have any offsetting or netting of assets and liabilities as it relates to derivatives, repurchase and reverse repurchase agreements, and securities borrowing and securities lending activities.

O. 5GI Securities

The Company does not have any investments with a National Association of Insurance Commissioners' designation of 5GI as of March 31, 2026 and December 31, 2025.

P. Short Sales — Not applicable.

Q. Prepayment Penalty and Acceleration Fees

No significant change.

R. Reporting Entity's Share of Cash Pool by Asset Type

The Company's investment in the qualified cash pool is reported in cash equivalents. The Company's investment in the qualified cash pool is \$112,732,266 and \$128,111,857 as of March 31, 2026 and December 31, 2025, respectively. The following table presents the percent share distribution by underlying asset type of the total qualified cash pool balance as of March 31, 2026:

Asset Type	Percent Share
(1) Cash	3%
(2) Cash Equivalents	65%
(3) Short-Term Investments	32%
(4) Total	100%

S. Aggregate Collateral Loans by Qualifying Investment Collateral — Not applicable.

6. JOINT VENTURES, PARTNERSHIPS, AND LIMITED LIABILITY COMPANIES

A-B. No significant change.

7. INVESTMENT INCOME

A-E. No significant change.

8. DERIVATIVE INSTRUMENTS

A-B. Not applicable.

9. INCOME TAXES

The corporate alternative minimum tax is calculated as 15% of adjusted financial statement income and applies only to corporations with average annual adjusted financial statement income in excess of \$1 billion for three prior taxable years. The applicability of the corporate alternative minimum tax is determined on a tax-controlled group basis.

The Company is included in the consolidated federal income tax return with its ultimate parent, UnitedHealth Group Incorporated, which constitutes a controlled group. The controlled group's expected federal income tax will exceed the corporate alternative minimum tax and therefore the Company does not expect to be subject to the minimum tax.

The controlled group has not made any material modifications to the methodology used to project the corporate alternative minimum tax.

A-I. No significant change.

10. INFORMATION CONCERNING PARENT, SUBSIDIARIES, AND AFFILIATES**A-O. Material Related Party Transactions**

No significant change

11. DEBT

A-C. No significant change.

12. RETIREMENT PLANS, DEFERRED COMPENSATION, POSTEMPLOYMENT BENEFITS AND COMPENSATED ABSENCES, AND OTHER POSTRETIREMENT BENEFIT PLANS

A-I. The Company has no defined benefit plans, defined contribution plans, multiemployer plans, consolidated/holding company plans, postemployment benefits, and compensated absences plans and is not impacted by the Medicare Modernization Act on postretirement benefits, since all personnel are employees of United HealthCare Services, Inc., which provides services to the Company under the terms of a management agreement.

13. CAPITAL AND SURPLUS, DIVIDEND RESTRICTIONS, AND QUASI-REORGANIZATIONS

A-M. No significant change.

14. LIABILITIES, CONTINGENCIES AND ASSESSMENTS

A-E. No significant change.

F. All Other Contingencies

On February 14, 2017, the Department of Justice announced its decision to pursue certain claims within a lawsuit initially asserted against the Company and filed under seal by a whistleblower in 2011. The whistleblower's complaint, which was unsealed on February 15, 2017, alleges the Company made improper risk adjustment submissions and violated the False Claims Act. In March 2025, a Special Master appointed by the court issued a report recommending that the court enter summary judgment in the Company's favor on all remaining claims. In April 2025, the Department of Justice filed a motion asking the court to reject the Special Master's report. The Company cannot reasonably estimate the outcome which may result from this matter given its procedural status.

15. LEASES

A-B. No significant change.

16. INFORMATION ABOUT FINANCIAL INSTRUMENTS WITH OFF-BALANCE-SHEET RISK AND FINANCIAL INSTRUMENTS WITH CONCENTRATIONS OF CREDIT RISK

(1-4) No significant change.

17. SALE, TRANSFER, AND SERVICING OF FINANCIAL ASSETS AND EXTINGUISHMENTS OF LIABILITIES

A-C. The Company did not participate in any transfers of receivables, financial assets, or wash sales.

18. GAIN OR LOSS TO THE REPORTING ENTITY FROM UNINSURED PLANS AND THE UNINSURED PORTION OF PARTIALLY INSURED PLANS

A-B. No significant change.

C. Medicare or Other Similarly Structured Cost Based Reimbursement Contract

The Medicare Part D program is a partially insured plan. The Company recorded a receivable of \$43,630,767 and \$38,993,181 as of March 31, 2026 and December 31, 2025, respectively, for cost reimbursement under the Medicare Part D program for the catastrophic reinsurance, low-income member cost-sharing and selected drug subsidies. The Company also recorded a receivable of \$54,456,159 and \$113,042,567 and also a payable of \$37,508,233 and \$78,791,739 as of March 31, 2026 and December 31, 2025, respectively, for the Medicare Part D Manufacturer Discount Program. The receivables and payables are recorded in amounts receivable relating to uninsured plans and liability for amounts held under uninsured plans, respectively in the financial statements.

19. DIRECT PREMIUM WRITTEN/PRODUCED BY MANAGING GENERAL AGENTS/THIRD-PARTY ADMINISTRATORS

No significant change.

20. FAIR VALUE MEASUREMENTS

The National Association of Insurance Commissioners' Accounting Practices and Procedures manual defines fair value, establishes a framework for measuring fair value, and outlines the disclosure requirements related to fair value measurements. The fair value hierarchy is as follows:

Level 1 — Quoted (unadjusted) prices for identical assets in active markets.

Level 2 — Other observable inputs, either directly or indirectly, including:

- Quoted prices for similar assets in active markets;
- Quoted prices for identical or similar assets in nonactive markets (few transactions, limited information, noncurrent prices, high variability over time, etc.);
- Inputs other than quoted prices that are observable for the asset (interest rates, yield curves, volatilities, default rates, etc.);
- Inputs that are derived principally from or corroborated by other observable market data.

Level 3 — Unobservable inputs that cannot be corroborated by observable market data.

The estimated fair values of bonds and cash equivalents are based on quoted market prices, where available. The Company obtains one price for each security primarily from a third-party pricing service, which generally uses quoted prices or other observable inputs for the determination of fair value. The third-party pricing service normally derives the security prices through recently reported trades for identical or similar securities, making adjustments through the reporting date based upon available observable market information. For securities not actively traded, the third-party pricing service may use quoted market prices of comparable instruments or discounted cash flow analyses, incorporating inputs that are currently observable in the markets for similar securities. Inputs that are often used in the valuation methodologies include, but are not limited to, non-binding broker quotes, benchmark yields, credit spreads, default rates and prepayment speeds. As the Company is responsible for the determination of fair value, it performs quarterly analyses on the prices received from the third-party pricing service to determine whether the prices are reasonable estimates of fair value. Specifically, the Company compares the prices received from the pricing service to a secondary pricing source; prices reported by its custodian, its investment consultant and third-party investment advisors. Additionally, the Company compares changes in the reported market values and returns to relevant market indices to test the reasonableness of the reported prices. The Company's internal price verification procedures and review of fair value methodology documentation provided by independent third party pricing services have not historically resulted in an adjustment in the prices obtained from the third-party pricing service.

In instances in which the inputs used to measure fair value fall into different levels of the fair value hierarchy, the fair value measurement has been determined based on the lowest-level input that is significant to the fair value measurement in its entirety. The Company's assessment of the significance of a particular item to the fair value measurement in its entirety requires judgment, including the consideration of inputs specific to the asset or liability.

A. Fair Value**(1) Fair Value Measurements at Reporting Date**

The following tables present information about the Company's financial assets that are measured and reported at fair value at March 31, 2026 and December 31, 2025, in the financial statements according to the valuation techniques the Company used to determine their fair values:

Description for Each Class of Asset or Liability	March 31, 2026			Net Asset Value (NAV)	Total
	(Level 1)	(Level 2)	(Level 3)		
a. Assets at fair value:					
Perpetual preferred stock:					
Industrial and misc	\$ —	\$ —	\$ —	\$ —	\$ —
Parent, subsidiaries, and affiliates	—	—	—	—	—
Total perpetual preferred stocks	—	—	—	—	—
Bonds:					
Issuer credit obligations	—	271,074	—	—	271,074
Asset-backed securities	—	—	—	—	—
Total bonds	—	271,074	—	—	271,074
Common stock:					
Industrial and misc	—	—	—	—	—
Parent, subsidiaries, and affiliates	—	—	—	—	—
Total common stock	—	—	—	—	—
Derivative assets:					
Interest rate contracts	—	—	—	—	—
Foreign exchange contracts	—	—	—	—	—
Credit contracts	—	—	—	—	—
Commodity futures contracts	—	—	—	—	—
Commodity forward contracts	—	—	—	—	—
Total derivatives	—	—	—	—	—
Money-market funds	83,551,322	—	—	—	83,551,322
Qualified cash pool	112,732,266	—	—	—	112,732,266
Separate account assets	—	—	—	—	—
Total assets at fair value/NAV	<u>\$ 196,283,588</u>	<u>\$ 271,074</u>	<u>\$ —</u>	<u>\$ —</u>	<u>\$ 196,554,662</u>
b. Liabilities at fair value:					
Derivative liabilities	\$ —	\$ —	\$ —	\$ —	\$ —
Total liabilities at fair value	<u>\$ —</u>	<u>\$ —</u>	<u>\$ —</u>	<u>\$ —</u>	<u>\$ —</u>

Description for Each Class of Asset or Liability	December 31, 2025				
	(Level 1)	(Level 2)	(Level 3)	Net Asset Value (NAV)	Total
a. Assets at fair value:					
Perpetual preferred stock:					
Industrial and misc	\$ —	\$ —	\$ —	\$ —	\$ —
Parent, subsidiaries, and affiliates	—	—	—	—	—
Total perpetual preferred stocks	—	—	—	—	—
Bonds:					
Issuer credit obligations	—	272,406	—	—	272,406
Asset-backed securities	—	—	—	—	—
Total bonds	—	272,406	—	—	272,406
Common stock:					
Industrial and misc	—	—	—	—	—
Parent, subsidiaries, and affiliates	—	—	—	—	—
Total common stock	—	—	—	—	—
Derivative assets:					
Interest rate contracts	—	—	—	—	—
Foreign exchange contracts	—	—	—	—	—
Credit contracts	—	—	—	—	—
Commodity futures contracts	—	—	—	—	—
Commodity forward contracts	—	—	—	—	—
Total derivatives	—	—	—	—	—
Money-market funds	94,446,669	—	—	—	94,446,669
Qualified cash pool	128,111,857	—	—	—	128,111,857
Separate account assets	—	—	—	—	—
Total assets at fair value/NAV	<u>\$ 222,558,526</u>	<u>\$ 272,406</u>	<u>\$ —</u>	<u>\$ —</u>	<u>\$ 222,830,932</u>
b. Liabilities at fair value:					
Derivative liabilities	\$ —	\$ —	\$ —	\$ —	\$ —
Total liabilities at fair value	<u>\$ —</u>	<u>\$ —</u>	<u>\$ —</u>	<u>\$ —</u>	<u>\$ —</u>

- (2) The Company does not have any financial assets with a fair value hierarchy of Level 3 that were measured and reported at fair value for the three months ended March 31, 2026 and the year ended December 31, 2025.
- (3) Transfers between fair value hierarchy levels, if any, are recorded as of the beginning of the reporting period in which the transfer occurs. There were no transfers between Levels 1, 2, or 3 of any financial assets or liabilities during the three months ended March 31, 2026 and the year ended December 31, 2025.
- (4) The Company's framework for determining the fair value of investments reported as Level 2 or Level 3 is outlined above.

Investments in Tax Credit Structures — The Company considers its investments in tax credit structures as a Level 3 investment even though no market valuation adjustment was required as of March 31, 2026 and December 31, 2025. As a result, these investments are excluded from being presented as a level 3 security in the financial hierarchy tables above. As there is no readily available market, these securities are recorded and reported at book/adjusted carrying value and considered held to maturity as they will not be sold. As a result, these investments are recorded and reported at book value of \$9,568,083 and \$9,851,150 as of March 31, 2026 and December 31, 2025, respectively. Should any contractual breakage occur that jeopardizes the ability to receive the tax credits associated with these securities, impairments will be recognized. As of March 31, 2026, all of these investments are performing in accordance with their original contract terms. Investments in tax credit structures are recorded in other invested assets in the financial statements.

- (5) The Company has no derivative assets and liabilities to disclose.

B. Fair Value Combination — Not applicable.

C. Aggregate Fair Value Hierarchy

The aggregate fair value by hierarchy of all financial instruments as of March 31, 2026 and December 31, 2025, is presented in the table below:

Type of Financial Instrument	Aggregate Fair Value	Admitted Assets	March 31, 2026			Net Asset Value (NAV)	Not Practicable (Carrying Value)
			(Level 1)	(Level 2)	(Level 3)		
Issuer credit obligations	\$ 659,313,043	\$ 678,774,695	\$ 75,005,344	\$ 584,307,699	\$ —	\$ —	\$ —
Asset-backed securities	356,619,564	364,767,088	—	356,619,564	—	—	—
Cash equivalents	196,283,588	196,283,588	196,283,588	—	—	—	—
Other invested assets	9,568,083	9,568,083	—	—	9,568,083	—	—
Total bonds, cash equivalents and Other invested asstes	<u>\$ 1,221,784,278</u>	<u>\$ 1,249,393,454</u>	<u>\$ 271,288,932</u>	<u>\$ 940,927,263</u>	<u>\$ 9,568,083</u>	<u>\$ —</u>	<u>\$ —</u>

Type of Financial Instrument	Aggregate Fair Value	Admitted Assets	December 31, 2025			Net Asset Value (NAV)	Not Practicable (Carrying Value)
			(Level 1)	(Level 2)	(Level 3)		
Issuer credit obligations	\$ 661,400,874	\$ 673,247,063	\$ 126,954,891	\$ 534,445,983	\$ —	\$ —	\$ —
Asset-backed securities	334,412,238	340,294,116	—	334,412,238	—	—	—
Cash equivalents	222,558,526	222,558,526	222,558,526	—	—	—	—
Other invested assets	9,851,150	9,851,150	—	—	9,851,150	—	—
Total bonds, cash equivalents and Other invested asstes	<u>\$ 1,228,222,788</u>	<u>\$ 1,245,950,855</u>	<u>\$ 349,513,417</u>	<u>\$ 868,858,221</u>	<u>\$ 9,851,150</u>	<u>\$ —</u>	<u>\$ —</u>

D. Not Practicable to Estimate Fair Value — Not applicable.

E. Investments Measured Using the NAV Practical Expedient — Not applicable.

21. OTHER ITEMS

A-I. No significant change.

22. EVENTS SUBSEQUENT

Subsequent events have been evaluated through May 15, 2026, which is the date these financial statements were available for issuance.

TYPE I — Recognized Subsequent Events

Any material Type I events subsequent to March 31, 2026, have been recognized in the financial statements and corresponding disclosures.

TYPE II — Non-Recognized Subsequent Events

There are no material non-recognized Type II events that require disclosure.

23. REINSURANCE

A-E. No significant change.

24. RETROSPECTIVELY RATED CONTRACTS AND CONTRACTS SUBJECT TO REDETERMINATION

A-B. No significant change.

C. Pursuant to the Affordable Care Act, the Company's commercial and Medicare business is subject to retrospectively rated features based on the actual medical loss ratio experienced on the commercial and Medicare lines of business and redetermination features for premium adjustments for changes to each member's health scores based on guidelines determined by the Affordable Care Act. The total amount of direct premiums written for which a portion is subject to the retrospectively rated and redetermination are \$14,471,031 and \$47,064,343 for commercial, and \$2,074,386,193 and \$7,091,277,141 for Medicare, representing <1% and <1% for commercial, and 89% and 89% for Medicare of total direct premiums written as of March 31, 2026 and December 31, 2025 respectively.

The Company has Medicare Part D risk-corridor amounts from the Centers for Medicare and Medicaid Services which are subject to a retrospectively rated feature. The Company has estimated accrued retrospective premiums related to certain Part D premiums based on guidelines determined by the Centers for Medicare and Medicaid Services. The formula is tiered and based on the bid medical loss ratio. The amount of Medicare Part D direct premiums subject to the retrospectively rated feature was \$303,931,512 and \$923,090,871, representing 13% and 12% of total direct premiums written as of March 31, 2026 and December 31, 2025, respectively.

Pursuant to the regulations of the Medicaid Managed Care Rule regulations, premiums associated with the Company's Medicaid contract, with the state of Nebraska, is subject to retrospectively rated features based on the actual medical loss ratio experienced on this product. The calculation is pursuant to the Medicaid Managed Care guidance. In addition, the Company's Medicaid contract, including the Children's Health Insurance Program, with the state of Nebraska, is subject to redetermination features for which a portion of direct premiums written} is at risk and can be returned to the Company based on various utilization measures, and for which a stated percentage of the direct premiums written can be eligible for a performance guarantee payment based on various quality measures, and for which a portion of direct premiums written is subject to risk adjusted rating changes and withhold adjustments. The total amount of direct premiums written for the Medicaid line of business for which a portion is subject to the retrospectively rated and redetermination

features was \$253,159,899 and \$819,104,064, representing 11% and 10% of total direct premiums written as of March 31, 2026 and December 31, 2025, respectively.

- D.** The Company is required to maintain specific minimum medical loss ratios on the comprehensive commercial and Medicare lines of business.

The following table discloses the minimum medical loss ratio rebate liability for the Medicare lines of business which is included in aggregate health policy reserves in the financial statements for the three months ended March 31, 2026 and the year ended December 31, 2025:

	1	2	3	4	5
	Individual	Small Group Employer	Large Group Employer	Other Categories with Rebates	Total
Prior reporting year					
(1) Medical loss ratio rebates incurred	\$ —	\$ —	\$ 637,295	\$ —	\$ 637,295
(2) Medical loss ratio rebates paid	—	—	531,918	10,653,879	11,185,797
(3) Medical loss rebates unpaid	—	—	713,117	—	713,117
(4) Plus reinsurance assumed amounts	XXX	XXX	XXX	XXX	—
(5) Less reinsurance ceded amounts	XXX	XXX	XXX	XXX	—
(6) Rebates unpaid net of reinsurance	XXX	XXX	XXX	XXX	713,117
Current reporting year-to-date					
(7) Medical loss ratio rebates incurred	—	—	647,228	—	647,228
(8) Medical loss ratio rebates paid	—	—	—	—	—
(9) Medical loss rebates unpaid	—	—	1,360,345	—	1,360,345
(10) Plus reinsurance assumed amounts	XXX	XXX	XXX	XXX	—
(11) Less reinsurance ceded amounts	XXX	XXX	XXX	XXX	—
(12) Rebates unpaid net of reinsurance	XXX	XXX	XXX	XXX	1,360,345

Pursuant to the Medicaid Managed Care Rule, based on the Nebraska election and state contractual minimum medical loss ratio requirements, the Company is required to maintain specific minimum loss ratios on its Heritage Health plan and Heritage Health populations. The Company has estimated \$2,098,840 and \$2,381,344 in estimated Medicaid Managed Care Rule and state medical loss ratio rebates on its Heritage Health population as of March 31, 2026 and December 31, 2025, respectively, which is included in aggregate health policy reserves in the financial statements.

E. Risk-Sharing Provisions of the Affordable Care Act

- (1) The Company has accident and health insurance premiums as of March 31, 2026 and December 31, 2025 subject to the Affordable Care Act risk-sharing provisions for the permanent risk adjustment program.

The risk adjustment program is a permanent program designed to mitigate the potential impact of adverse selection that generally applies to non-grandfathered individual and small group plans inside and outside of exchanges. The program helps to stabilize market premiums by transferring funds from plans with relatively low-risk enrollees to plans with relatively high-risk enrollees. The data used by Centers for Medicare and Medicaid Services to determine the risk adjustment transfer amount is subject to audits along with the true-up to the final Centers for Medicare and Medicaid Services report, which may result in a material change to arrive at the final risk adjustment amount from the initial risk adjustment estimate recorded. Premium adjustments pursuant to the risk adjustment program are accounted for as premium subject to redetermination and user fees are accounted for as assessments.

- (2) The following table presents the current year impact for the permanent risk adjustment program regarding the risk-sharing provisions of the Affordable Care Act on assets, liabilities, and operations:

a. Permanent ACA Risk Adjustment Program	March 31, 2026
<u>Assets</u>	
1. Premium adjustments receivable due to ACA Risk Adjustment (including high risk pool payments)	\$ 227,100
<u>Liabilities</u>	
2. Risk adjustment user fees payable for ACA Risk Adjustment	150
3. Premium adjustments payable due to ACA Risk Adjustment (including high risk pool premium)	4,539
<u>Operations (Revenue & Expense)</u>	
4. Reported as revenue in premium for accident and health contracts (written/collected) due to ACA Risk Adjustment	49,570
5. Reported in expenses as ACA risk adjustment user fees (incurred/paid)	33

(3) The following table is a roll forward of the prior year Affordable Care Act risk-sharing provisions for the permanent risk adjustment program for asset and liability balances, along with reasons for adjustments to prior year balances:

	Accrued During the Prior Year on Business Written before December 31 of the Prior Year		Received or Paid as of the Current Year on Business Written before December 31 of the Prior Year		Differences		Adjustments		Unsettled Balances as of the Reporting Date		
	1	2	3	4	Prior Year Accrued Less Payments (Col 1 - 3)	Prior Year Accrued Less Payments (Col 2 - 4)	To Prior Year Balances	To Prior Year Balances	Cumulative Balance from Prior Years (Col 1 - 3 + 7)	Cumulative Balance from Prior Years (Col 2 - 4 + 8)	
	Receivable	(Payable)	Receivable	(Payable)	Receivable	(Payable)	Receivable	(Payable)	Ref	Receivable (Payable)	
a. Permanent ACA Risk Adjustment Program											
1. Premium adjustment receivable (including high risk pool payments)	\$ 176,517	\$ —	\$ —	\$ —	\$ 176,517	\$ —	\$ 7,421	\$ —	A	\$ 183,938	\$ —
2. Premium adjustment (payable) (including high risk pool premium)	—	(3,526)	—	—	—	(3,526)	—	—	B	—	(3,526)
3. Total ACA Permanent Risk Adjustment Program	176,517	(3,526)	—	—	176,517	(3,526)	7,421	—		183,938	(3,526)

Explanation of Adjustments

A. The risk adjustment receivable as of December 31, 2025 utilized paid claims through October 31, 2025. As of the Reporting Date, the risk adjustment receivable related to prior periods was adjusted based on paid claims through December 31, 2025. The risk adjustment receivable was further adjusted based on Benefit Year 2023 Risk Adjustment Data Validation IVA results.

B. N/A

25. CHANGE IN INCURRED CLAIMS AND CLAIMS ADJUSTMENT EXPENSES

A. Changes in estimates related to the prior year incurred claims are included in total hospital and medical expenses in the current year in the financial statements. The following tables disclose paid claims, incurred claims, and the balance in claims unpaid, accrued medical incentive pool and bonus amounts, aggregate health claim reserves, health care and other amounts receivable (excluding provider loans and advances not yet expensed) as of March 31, 2026 and December 31, 2025:

	Current Year Incurred Claims	March 31, 2026	
		Prior Years Incurred Claims	Total
Beginning of year claim reserve	\$ —	\$ (791,416,318)	\$ (791,416,318)
Paid claims — net of health care receivables*	1,323,140,805	356,554,249	1,679,695,054
End of year claim reserve	736,959,909	171,932,494	908,892,403
Incurred claims excluding the change in health care receivables*	2,060,100,714	(262,929,575)	1,797,171,139
Beginning of year health care receivables*	—	327,679,784	327,679,784
End of year health care receivables*	(135,608,634)	(118,642,691)	(254,251,325)
Total incurred claims	\$ 1,924,492,080	\$ (53,892,482)	\$ 1,870,599,598

*Health care receivables excludes provider loans and advances not yet expensed of \$774,793 and \$774,526 for 2026 and 2025, respectively.

	December 31, 2025		
	Current Year Incurred Claims	Prior Years Incurred Claims	Total
Beginning of year claim reserve	\$ —	\$ (592,054,255)	\$ (592,054,255)
Paid claims — net of health care receivables*	6,792,910,285	318,706,474	7,111,616,759
End of year claim reserve	<u>752,944,764</u>	<u>38,471,554</u>	<u>791,416,318</u>
Incurred claims excluding the change in health care receivables*	7,545,855,049	(234,876,227)	7,310,978,822
Beginning of year health care receivables*	—	219,308,855	219,308,855
End of year health care receivables*	<u>(313,388,523)</u>	<u>(14,291,261)</u>	<u>(327,679,784)</u>
Total incurred claims	<u>\$ 7,232,466,526</u>	<u>\$ (29,858,633)</u>	<u>\$ 7,202,607,893</u>

*Health care receivables excludes provider loans and advances not yet expensed of \$774,526 and \$3,393 for 2025 and 2024, respectively.

The liability for claims unpaid, accrued medical incentive pool and bonus amounts, aggregate health claim reserves, net of health care and other amounts receivable (excluding provider loans and advances not yet expensed), as of, December 31, 2025 was \$463,736,534. As of March 31, 2026, \$356,554,249 has been paid for incurred claims attributable to insured events of prior years. Reserves remaining for prior years, net of health care and other amounts receivable (excluding provider loans and advances not yet expensed) are now \$53,289,803, as a result of re-estimation of unpaid claims. Therefore, there has been \$53,892,482 favorable prior year development since December 31, 2025 to March 31, 2026. The primary drivers consist of favorable development of \$24,724,843 in retroactivity for inpatient, outpatient, physician, and pharmacy claims, and favorable development of \$22,412,241 as a result of a change in the provision for adverse deviations in experience.

At December 31, 2025, the Company recorded \$29,858,633 of favorable development. The primary drivers consist of favorable development of \$25,127,843 in retroactivity for inpatient, outpatient, physician, and pharmacy claims and favorable development of \$14,718,908 as a result of a change in the provision for adverse deviations in experience, offset by unfavorable development of \$12,028,638 in risk share. Original estimates are increased or decreased as additional information becomes known regarding individual claims, which could have an impact to the accruals for medical loss ratio rebates and retrospectively rated contracts. As a result of the prior year effects, on a regular basis, the Company adjusts revenue and the corresponding liability and/or receivable related to retrospectively rated policies and the impact of the change is included as a component of change in unearned premium reserves and reserve for rate credits in the financial statements.

The Company incurred claims adjustment expenses of \$58,791,621 and \$212,755,971 for the three months ended March 31, 2026 and the year ended December 31, 2025, respectively. These costs are included in the management service fees paid by the Company to United HealthCare Services, Inc. as part of the management agreement. The following table discloses paid claims adjustment expenses, incurred claims adjustment expenses, and the balance in unpaid claims adjustment expenses reserve for the three months ended March 31, 2026 and the year ended December 31, 2025:

	March 31, 2026	December 31, 2025
Total claims adjustment expenses	\$ 58,791,621	\$ 212,755,971
Less: current year unpaid claims adjustment expenses	(4,472,171)	(4,155,384)
Add: prior year unpaid claims adjustment expenses	<u>4,155,384</u>	<u>4,221,309</u>
Total claims adjustment expenses paid	<u>\$ 58,474,834</u>	<u>\$ 212,821,896</u>

- B.** The Company did not make any significant changes in methodologies and assumptions used in the calculation of the liability for claims unpaid and unpaid claim adjustment expenses as of March 31, 2026.

26. INTERCOMPANY POOLING ARRANGEMENTS

- A-G.** No significant change.

27. STRUCTURED SETTLEMENTS

- A-B.** No significant change.

28. HEALTH CARE AND OTHER AMOUNTS RECEIVABLE

- A.** Pharmacy rebates receivable are recorded when reasonably estimated or billed by the affiliated pharmaceutical benefit manager in accordance with pharmaceutical rebate contract provisions. Information used to support rebates billed to the manufacturer is based on utilization information gathered by the pharmaceutical benefit manager and adjusted for significant changes in pharmaceutical contract provisions.

The Company evaluates admissibility of all pharmacy rebates receivable based on the administration of each underlying pharmaceutical benefit management agreement. The Company has nonadmitted and excluded all pharmacy rebates receivable that do not meet the admissibility criteria of Statement of

Statutory Accounting Principles No. 84, Health Care and Government Insured Plan Receivables from the financial statements.

The Company's health care and other amounts receivable decreased \$82,036,938 from December 31, 2025 to March 31, 2026 as a result of the decrease in pharmacy rebates receivable. Of the amount reported as health care and other amounts receivable, \$199,227,917 and \$295,493,243 relates to pharmacy rebates receivable as of March 31, 2026 and December 31, 2025, respectively. This decrease is primarily due to change in generic/name brand mix.

B. The Company has nonadmitted all risk-sharing receivables from the financial statements.

The Company also admitted \$15,377,466 and \$2,570,665 resulting from capitation arrangements as of March 31, 2026 and December 31, 2025, respectively, which are included in health care and other amounts receivable in the financial statements.

C. Medicare Prescription Payment Plan Receivables

(1) Of the amounts reported in health care and other amounts receivable, \$4,491,805 and \$0 relate to Medicare Prescription Payment Plan receivables as of March 31, 2026 and December 31, 2025, respectively.

(2) The following tables summarize the aged balances of the Medicare Prescription Payment Plan receivables included in health care and other amounts receivables as of March 31, 2026 and December 31, 2025:

March 31, 2026							
Name of Plan	Current Period Gross*	1-30 Days	31-60 Days	61-90 Days	Over 90 Days	Nonadmitted	Admitted
Medicare Prescription Payment Plan Recoverables	\$5,686,436	\$3,937,437	\$240,010	\$314,359	\$1,194,631	\$1,194,631	\$4,491,805

*represents the Assets Page Column 1, included within Line 24 before nonadmission.

(3) The Company reported Medicare Prescription Payment Plan receivable impairment of \$1,033,115 and \$0 as of March 31, 2026 and December 31, 2025, respectively, which are included in pharmacy drugs in the financial statements.

29. PARTICIPATING POLICIES — Not applicable.

30. PREMIUM DEFICIENCY RESERVES

The Company has not recorded any premium deficiency reserves as of March 31, 2026 and December 31, 2025. The analysis of premium deficiency reserves was completed as of March 31, 2026 and December 31, 2025. The Company did consider anticipated investment income when calculating the premium deficiency reserves.

The following table summarizes the Company's premium deficiency reserves as of March 31, 2026 and December 31, 2025:

March 31, 2026	
1. Liability carried for premium deficiency reserves	\$ —
2. Date of the most recent evaluation of this liability	<u>3/31/2026</u>
3. Was anticipated investment income utilized in this calculation?	Yes <input checked="" type="checkbox"/> No <input type="checkbox"/>
December 31, 2025	
1. Liability carried for premium deficiency reserves	\$ —
2. Date of the most recent evaluation of this liability	<u>12/31/2025</u>
3. Was anticipated investment income utilized in this calculation?	Yes <input checked="" type="checkbox"/> No <input type="checkbox"/>

31. ANTICIPATED SALVAGE AND SUBROGATION

No significant change.

GENERAL INTERROGATORIES

PART 1 - COMMON INTERROGATORIES

GENERAL

- 1.1 Did the reporting entity experience any material transactions requiring the filing of Disclosure of Material Transactions with the State of Domicile, as required by the Model Act? Yes [] No [X]
- 1.2 If yes, has the report been filed with the domiciliary state? Yes [] No []
- 2.1 Has any change been made during the year of this statement in the charter, by-laws, articles of incorporation, or deed of settlement of the reporting entity? Yes [] No [X]
- 2.2 If yes, date of change:
- 3.1 Is the reporting entity a member of an Insurance Holding Company System consisting of two or more affiliated persons, one or more of which is an insurer? Yes [X] No []
If yes, complete Schedule Y, Parts 1 and 1A.
- 3.2 Have there been any substantial changes in the organizational chart since the prior quarter end? Yes [] No [X]
- 3.3 If the response to 3.2 is yes, provide a brief description of those changes.
.....
- 3.4 Is the reporting entity publicly traded or a member of a publicly traded group? Yes [X] No []
- 3.5 If the response to 3.4 is yes, provide the CIK (Central Index Key) code issued by the SEC for the entity/group. 0000731766
- 4.1 Has the reporting entity been a party to a merger or consolidation during the period covered by this statement? Yes [] No [X]
- 4.2 If yes, provide the name of the entity, NAIC Company Code, and state of domicile (use two letter state abbreviation) for any entity that has ceased to exist as a result of the merger or consolidation.

1	2	3
Name of Entity	NAIC Company Code	State of Domicile

5. If the reporting entity is subject to a management agreement, including third-party administrator(s), managing general agent(s), attorney-in-fact, or similar agreement, have there been any significant changes regarding the terms of the agreement or principals involved? Yes [] No [X] N/A []
If yes, attach an explanation.
.....
- 6.1 State as of what date the latest financial examination of the reporting entity was made or is being made. 12/31/2023
- 6.2 State the as of date that the latest financial examination report became available from either the state of domicile or the reporting entity. This date should be the date of the examined balance sheet and not the date the report was completed or released. 12/31/2023
- 6.3 State as of what date the latest financial examination report became available to other states or the public from either the state of domicile or the reporting entity. This is the release date or completion date of the examination report and not the date of the examination (balance sheet date). 06/13/2025
- 6.4 By what department or departments?
Nebraska Department of Insurance
- 6.5 Have all financial statement adjustments within the latest financial examination report been accounted for in a subsequent financial statement filed with Departments? Yes [] No [] N/A [X]
- 6.6 Have all of the recommendations within the latest financial examination report been complied with? Yes [X] No [] N/A []
- 7.1 Has this reporting entity had any Certificates of Authority, licenses or registrations (including corporate registration, if applicable) suspended or revoked by any governmental entity during the reporting period? Yes [] No [X]
- 7.2 If yes, give full information:
.....
- 8.1 Is the company a subsidiary of a bank holding company regulated by the Federal Reserve Board? Yes [] No [X]
- 8.2 If response to 8.1 is yes, please identify the name of the bank holding company.
.....
- 8.3 Is the company affiliated with one or more banks, thrifts or securities firms? Yes [X] No []
- 8.4 If response to 8.3 is yes, please provide below the names and location (city and state of the main office) of any affiliates regulated by a federal regulatory services agency [i.e. the Federal Reserve Board (FRB), the Office of the Comptroller of the Currency (OCC), the Federal Deposit Insurance Corporation (FDIC) and the Securities Exchange Commission (SEC)] and identify the affiliate's primary federal regulator.

1	2	3	4	5	6
Affiliate Name	Location (City, State)	FRB	OCC	FDIC	SEC
Optum Bank, Inc.	Salt Lake City, UTNO...	...NO...	...YES...	...NO...

GENERAL INTERROGATORIES

- 9.1 Are the senior officers (principal executive officer, principal financial officer, principal accounting officer or controller, or persons performing similar functions) of the reporting entity subject to a code of ethics, which includes the following standards? Yes [] No []
- (a) Honest and ethical conduct, including the ethical handling of actual or apparent conflicts of interest between personal and professional relationships;
- (b) Full, fair, accurate, timely and understandable disclosure in the periodic reports required to be filed by the reporting entity;
- (c) Compliance with applicable governmental laws, rules and regulations;
- (d) The prompt internal reporting of violations to an appropriate person or persons identified in the code; and
- (e) Accountability for adherence to the code.
- 9.11 If the response to 9.1 is no, please explain:
- 9.2 Has the code of ethics for senior managers been amended? Yes [] No []
- 9.21 If the response to 9.2 is yes, provide information related to amendment(s).
- 9.3 Have any provisions of the code of ethics been waived for any of the specified officers? Yes [] No []
- 9.31 If the response to 9.3 is yes, provide the nature of any waiver(s).

FINANCIAL

- 10.1 Does the reporting entity report any amounts due from parent, subsidiaries or affiliates on Page 2 of this statement? Yes [] No []
- 10.2 If yes, indicate any amounts receivable from parent included in the Page 2 amount: \$ 0

INVESTMENT

- 11.1 Were any of the stocks, bonds, or other assets of the reporting entity loaned, placed under option agreement, or otherwise made available for use by another person? (Exclude securities under securities lending agreements.) Yes [] No []
- 11.2 If yes, give full and complete information relating thereto:
12. Amount of real estate and mortgages held in other invested assets in Schedule BA: \$ 0
- 13.1 Does the reporting entity have any investments in parent, subsidiaries and affiliates? Yes [] No []
- 13.2 If yes, please complete the following:
- | | 1
Prior Year-End
Book/Adjusted
Carrying Value | 2
Current Quarter
Book/Adjusted
Carrying Value |
|---|--|---|
| 13.21 Bonds | \$ 0 | \$ 0 |
| 13.22 Preferred Stock | \$ 0 | \$ 0 |
| 13.23 Common Stock | \$ 0 | \$ 0 |
| 13.24 Short-Term Investments | \$ 0 | \$ 0 |
| 13.25 Mortgage Loans on Real Estate | \$ 0 | \$ 0 |
| 13.26 All Other | \$ 0 | \$ 0 |
| 13.27 Total Investment in Parent, Subsidiaries and Affiliates (Subtotal Lines 13.21 to 13.26) | \$ 0 | \$ 0 |
| 13.28 Total Investment in Parent included in Lines 13.21 to 13.26 above | \$ 0 | \$ 0 |
- 14.1 Has the reporting entity entered into any hedging transactions reported on Schedule DB? Yes [] No []
- 14.2 If yes, has a comprehensive description of the hedging program been made available to the domiciliary state? Yes [] No [] N/A []
- If no, attach a description with this statement.
15. For the reporting entity's security lending program, state the amount of the following as of the current statement date:
- 15.1 Total fair value of reinvested collateral assets reported on Schedule DL, Parts 1 and 2 \$ 0
- 15.2 Total book/adjusted carrying value of reinvested collateral assets reported on Schedule DL, Parts 1 and 2 \$ 0
- 15.3 Total payable for securities lending reported on the liability page. \$ 0

GENERAL INTERROGATORIES

16. Excluding items in Schedule E - Part 3 - Special Deposits, real estate, mortgage loans and investments held physically in the reporting entity's offices, vaults or safety deposit boxes, were all stocks, bonds and other securities, owned throughout the current year held pursuant to a custodial agreement with a qualified bank or trust company in accordance with Section 1, III - General Examination Considerations, F. Outsourcing of Critical Functions, Custodial or Safekeeping Agreements of the NAIC Financial Condition Examiners Handbook? Yes No
- 16.1 For all agreements that comply with the requirements of the NAIC Financial Condition Examiners Handbook, complete the following:

1 Name of Custodian(s)	2 Custodian Address
Bank of New York Mellon	Global Liquidity Services, 1 Wall St, 14th Floor, New York NY 10286
Northern Trust	50 S. LaSalle, Chicago, IL 60675

- 16.2 For all agreements that do not comply with the requirements of the NAIC Financial Condition Examiners Handbook, provide the name, location and a complete explanation:

1 Name(s)	2 Location(s)	3 Complete Explanation(s)

- 16.3 Have there been any changes, including name changes, in the custodian(s) identified in 16.1 during the current quarter? Yes No
- 16.4 If yes, give full information relating thereto:

1 Old Custodian	2 New Custodian	3 Date of Change	4 Reason

- 16.5 Investment management – Identify all investment advisors, investment managers, broker/dealers, including individuals that have the authority to make investment decisions on behalf of the reporting entity. This includes both primary and sub-advisors. For assets that are managed internally by employees of the reporting entity, note as such. ["...that have access to the investment accounts"; "...handle securities"]

1 Name of Firm or Individual	2 Affiliation
Internally Managed	I.....
DWS Investment Management Americas Inc.	U.....
BlackRock Financial Management, Inc	U.....

- 16.5097 For those firms/individuals listed in the table for Question 16.5, do any firms/individuals unaffiliated with the reporting entity (i.e. designated with a "U") manage more than 10% of the reporting entity's invested assets?..... Yes No N/A

- 16.5098 For firms/individuals unaffiliated with the reporting entity (i.e. designated with a "U") listed in the table for Question 16.5, does the total assets under management aggregate to more than 50% of the reporting entity's invested assets?..... Yes No N/A

- 16.6 For those firms or individuals listed in the table for 16.5 with an affiliation code of "A" (affiliated) or "U" (unaffiliated), provide the information for the table below.

1	2	3	4
Central Registration Depository Number	Name of Firm or Individual	Registered With	Investment Management Agreement (IMA) Filed
107105	BlackRock Financial Management, Inc	SEC	NO.....
104518	DWS Investment Management Americas Inc.	SEC	NO.....

- 17.1 Have all the filing requirements of the Purposes and Procedures Manual of the NAIC Investment Analysis Office been followed? Yes No

- 17.2 If no, list exceptions:
.....

18. By self-designating 5GI securities, the reporting entity is certifying the following elements for each self-designated 5GI security:
- a. Documentation necessary to permit a full credit analysis of the security does not exist or an NAIC CRP credit rating for an FE or PL security is not available.
 - b. Issuer or obligor is current on all contracted interest and principal payments.
 - c. The insurer has an actual expectation of ultimate payment of all contracted interest and principal.
- Has the reporting entity self-designated 5GI securities? Yes No

GENERAL INTERROGATORIES

19. By self-designating PLGI securities, the reporting entity is certifying its compliance with the requirements as specified in the Purposes and Procedures Manual of the NAIC Investment Analysis Office (P&P Manual) for private letter rating (PLR) securities and the following elements of each self-designated PLGI security:
- a. The security was either:
 - i. issued prior to January 1, 2018 (which is exempt from PLR filing requirements pursuant to the P&P Manual), or
 - ii. issued from January 1, 2018 to December 31, 2021 and subject to a confidentiality agreement executed prior to January 1, 2022 which confidentiality agreement remains in force, for which an insurance company cannot provide a copy of a private letter rating rationale report to the SVO due to confidentiality or other contractual reasons ("waived submission PLR securities").
 - b. The reporting entity is holding capital commensurate with the NAIC Designation and NAIC Designation Category reported for the security.
 - c. The NAIC Designation and NAIC Designation Category were derived from the credit rating assigned by an NAIC CRP in its legal capacity as a NRSRO which is shown on a current private letter rating, dated during the financial statement year, held by the insurer and available for examination by state insurance regulators.
 - d. Other than for waived submission PLR securities, defined above, on or after January 1, 2024 for any PLR securities issued on or after January 1, 2022, if the reporting entity is not permitted to share this private credit rating or the private rating letter rationale report of the PL security with the SVO, it certifies that it is reporting it as an NAIC 5.B GI and may not assign any other self-designation.
- Has the reporting entity self-designated PLGI to securities, all of which meet the above requirement and as specified in the P&P Manual? Yes [] No []
20. By assigning FE to a Schedule BA non-registered private fund, the reporting entity is certifying the following elements of each self-designated FE fund:
- a. The shares were purchased prior to January 1, 2019.
 - b. The reporting entity is holding capital commensurate with the NAIC Designation reported for the security.
 - c. The security had a public credit rating(s) with annual surveillance assigned by an NAIC CRP in its legal capacity as an NRSRO prior to January 1, 2019.
 - d. The fund only or predominantly holds bonds in its portfolio.
 - e. The current reported NAIC Designation was derived from the public credit rating(s) with annual surveillance assigned by an NAIC CRP in its legal capacity as an NRSRO.
 - f. The public credit rating(s) with annual surveillance assigned by an NAIC CRP has not lapsed.
- Has the reporting entity assigned FE to Schedule BA non-registered private funds that complied with the above criteria? Yes [] No []

GENERAL INTERROGATORIES

PART 2 - HEALTH

- 1. Operating Percentages:
 - 1.1 A&H loss percent 83.260 %
 - 1.2 A&H cost containment percent 1.870 %
 - 1.3 A&H expense percent excluding cost containment expenses 7.170 %

- 2.1 Do you act as a custodian for health savings accounts? Yes [] No [X]
- 2.2 If yes, please provide the amount of custodial funds held as of the reporting date \$..... 0
- 2.3 Do you act as an administrator for health savings accounts? Yes [] No [X]
- 2.4 If yes, please provide the balance of the funds administered as of the reporting date \$..... 0

- 3. Is the reporting entity licensed or chartered, registered, qualified, eligible or writing business in at least two states? Yes [X] No []
- 3.1 If no, does the reporting entity assume reinsurance business that covers risks residing in at least one state other than the state of domicile of the reporting entity? Yes [] No []

SCHEDULE S - CEDED REINSURANCE

Showing All New Reinsurance Treaties - Current Year to Date

1 NAIC Company Code	2 ID Number	3 Effective Date	4 Name of Reinsurer	5 Domiciliary Jurisdiction	6 Type of Reinsurance Ceded	7 Type of Business Ceded	8 Type of Reinsurer	9 Certified Reinsurer Rating (1 through 6)	10 Effective Date of Certified Reinsurer Rating
NONE									

STATEMENT AS OF MARCH 31, 2026 OF THE UNITEDHEALTHCARE OF THE MIDLANDS, INC.

SCHEDULE T - PREMIUMS AND OTHER CONSIDERATIONS

Current Year to Date - Allocated by States and Territories

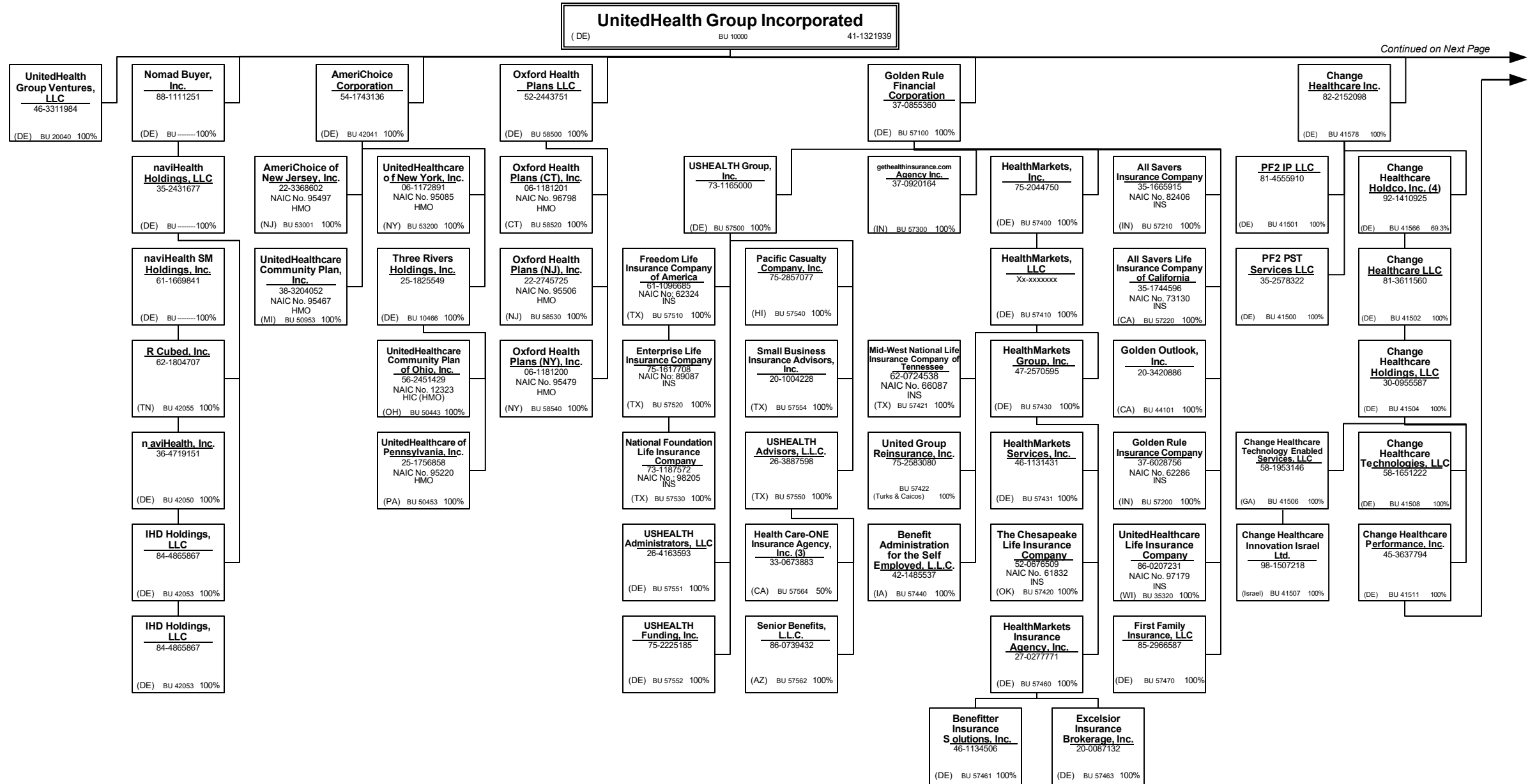
States, etc.	1 Active Status (a)	Direct Business Only									
		2 Accident and Health Premiums	3 Medicare Title XVIII	4 Medicaid Title XIX	5 CHIP Title XXI	6 Federal Employees Health Benefits Program Premiums	7 Life and Annuity Premiums & Other Considerations	8 Property/Casualty Premiums	9 Total Columns 2 Through 8	10 Deposit-Type Contracts	
1. Alabama	AL	L	0	666,024,845	7,526,880	0	0	0	0	673,551,725	0
2. Alaska	AK	N	0	0	0	0	0	0	0	0	0
3. Arizona	AZ	N	0	0	0	0	0	0	0	0	0
4. Arkansas	AR	L	0	64,203,934	0	0	0	0	0	64,203,934	0
5. California	CA	N	0	0	0	0	0	0	0	0	0
6. Colorado	CO	N	0	0	0	0	0	0	0	0	0
7. Connecticut	CT	N	0	0	0	0	0	0	0	0	0
8. Delaware	DE	N	0	0	0	0	0	0	0	0	0
9. District of Columbia	DC	N	0	0	0	0	0	0	0	0	0
10. Florida	FL	N	0	0	0	0	0	0	0	0	0
11. Georgia	GA	N	0	0	0	0	0	0	0	0	0
12. Hawaii	HI	N	0	0	0	0	0	0	0	0	0
13. Idaho	ID	N	0	0	0	0	0	0	0	0	0
14. Illinois	IL	L	0	245,544,401	0	0	0	0	0	245,544,401	0
15. Indiana	IN	L	0	310,773,471	0	0	0	0	0	310,773,471	0
16. Iowa	IA	L	0	14,791,420	0	0	0	0	0	14,791,420	0
17. Kansas	KS	L	0	108,162,201	0	0	0	0	0	108,162,201	0
18. Kentucky	KY	N	0	0	0	0	0	0	0	0	0
19. Louisiana	LA	N	0	0	0	0	0	0	0	0	0
20. Maine	ME	N	0	0	0	0	0	0	0	0	0
21. Maryland	MD	N	0	0	0	0	0	0	0	0	0
22. Massachusetts	MA	N	0	0	0	0	0	0	0	0	0
23. Michigan	MI	N	0	0	0	0	0	0	0	0	0
24. Minnesota	MN	N	0	0	0	0	0	0	0	0	0
25. Mississippi	MS	N	0	0	0	0	0	0	0	0	0
26. Missouri	MO	L	0	476,618,967	0	0	0	0	0	476,618,967	0
27. Montana	MT	N	0	0	0	0	0	0	0	0	0
28. Nebraska	NE	L	1,064,376	188,266,953	245,633,019	13,406,656	0	0	0	448,371,004	0
29. Nevada	NV	N	0	0	0	0	0	0	0	0	0
30. New Hampshire	NH	N	0	0	0	0	0	0	0	0	0
31. New Jersey	NJ	N	0	0	0	0	0	0	0	0	0
32. New Mexico	NM	N	0	0	0	0	0	0	0	0	0
33. New York	NY	N	0	0	0	0	0	0	0	0	0
34. North Carolina	NC	N	0	0	0	0	0	0	0	0	0
35. North Dakota	ND	L	0	0	0	0	0	0	0	0	0
36. Ohio	OH	N	0	0	0	0	0	0	0	0	0
37. Oklahoma	OK	N	0	0	0	0	0	0	0	0	0
38. Oregon	OR	N	0	0	0	0	0	0	0	0	0
39. Pennsylvania	PA	N	0	0	0	0	0	0	0	0	0
40. Rhode Island	RI	N	0	0	0	0	0	0	0	0	0
41. South Carolina	SC	N	0	0	0	0	0	0	0	0	0
42. South Dakota	SD	N	0	0	0	0	0	0	0	0	0
43. Tennessee	TN	N	0	0	0	0	0	0	0	0	0
44. Texas	TX	N	0	0	0	0	0	0	0	0	0
45. Utah	UT	N	0	0	0	0	0	0	0	0	0
46. Vermont	VT	N	0	0	0	0	0	0	0	0	0
47. Virginia	VA	N	0	0	0	0	0	0	0	0	0
48. Washington	WA	N	0	0	0	0	0	0	0	0	0
49. West Virginia	WV	N	0	0	0	0	0	0	0	0	0
50. Wisconsin	WI	N	0	0	0	0	0	0	0	0	0
51. Wyoming	WY	N	0	0	0	0	0	0	0	0	0
52. American Samoa	AS	N	0	0	0	0	0	0	0	0	0
53. Guam	GU	N	0	0	0	0	0	0	0	0	0
54. Puerto Rico	PR	N	0	0	0	0	0	0	0	0	0
55. U.S. Virgin Islands	VI	N	0	0	0	0	0	0	0	0	0
56. Northern Mariana Islands	MP	N	0	0	0	0	0	0	0	0	0
57. Canada	CAN	N	0	0	0	0	0	0	0	0	0
58. Aggregate Other Aliens	OT	XXX	0	0	0	0	0	0	0	0	0
59. Subtotal	XXX	1,064,376	2,074,386,192	253,159,899	13,406,656	0	0	0	0	2,342,017,123	0
60. Reporting Entity Contributions for Employee Benefit Plans	XXX	0	0	0	0	0	0	0	0	0	0
61. Totals (Direct Business)	XXX	1,064,376	2,074,386,192	253,159,899	13,406,656	0	0	0	0	2,342,017,123	0
DETAILS OF WRITE-INS											
58001.	XXX										
58002.	XXX										
58003.	XXX										
58998. Summary of remaining write-ins for Line 58 from overflow page	XXX	0	0	0	0	0	0	0	0	0	0
58999. Totals (Lines 58001 through 58003 plus 58998)(Line 58 above)	XXX	0	0	0	0	0	0	0	0	0	0

(a) Active Status Counts:

- 1. L - Licensed or Chartered - Licensed insurance carrier or domiciled RRG..... 9
- 2. R - Registered - Non-domiciled RRGs..... 0
- 3. E - Eligible - Reporting entities eligible or approved to write surplus lines in the state. 0
- 4. Q - Qualified - Qualified or accredited reinsurer..... 0
- 5. N - None of the above - Not allowed to write business in the state..... 48

Premium Reporting by Issue State

SCHEDULE Y – INFORMATION CONCERNING ACTIVITIES OF INSURER MEMBERS OF A HOLDING COMPANY GROUP
PART 1 – ORGANIZATIONAL CHART

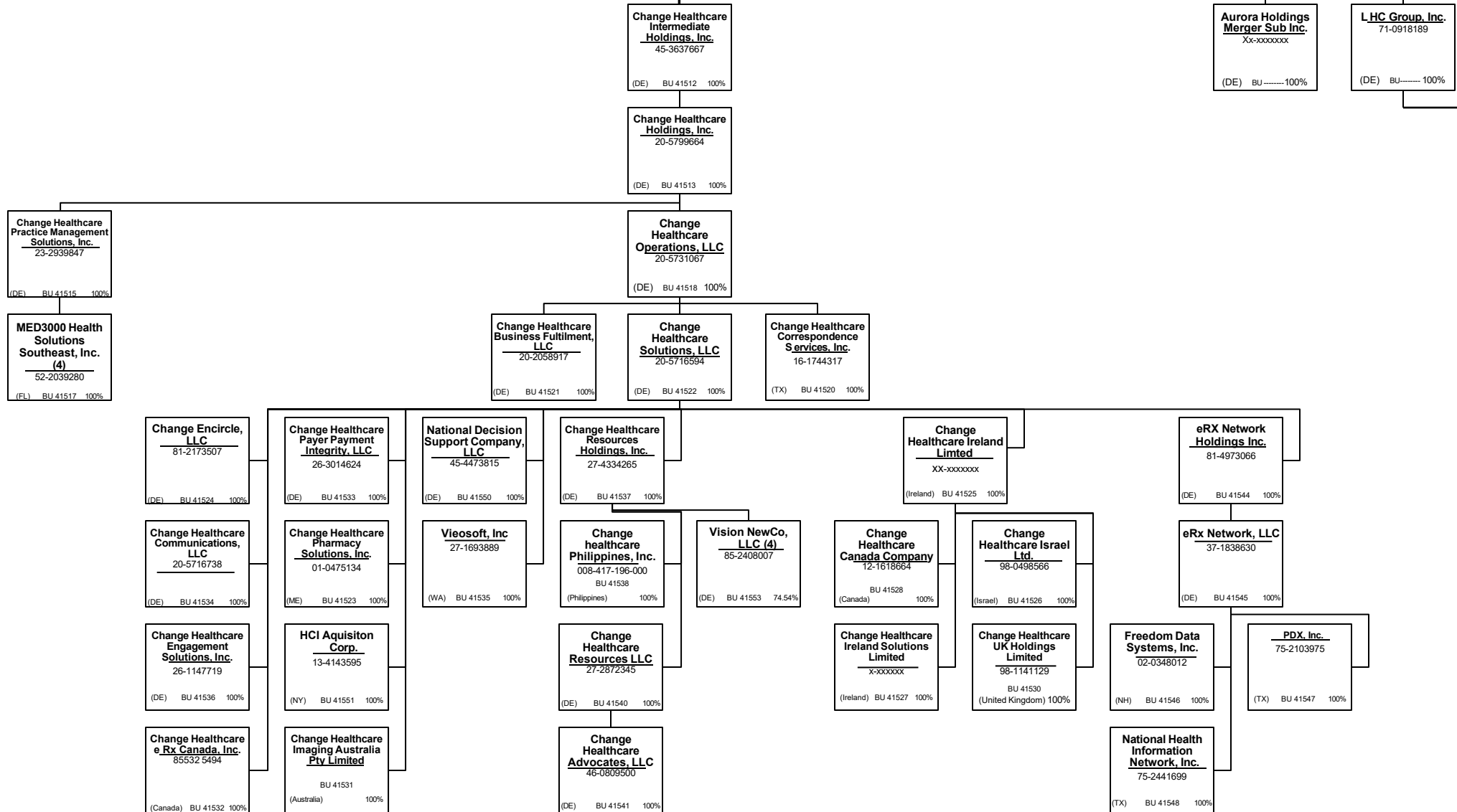


SCHEDULE Y – INFORMATION CONCERNING ACTIVITIES OF INSURER MEMBERS OF A HOLDING COMPANY GROUP
PART 1 – ORGANIZATIONAL CHART

UnitedHealth Group Incorporated
 (DE) 41-1321939

Continued from Previous Page

Continued on Next Page



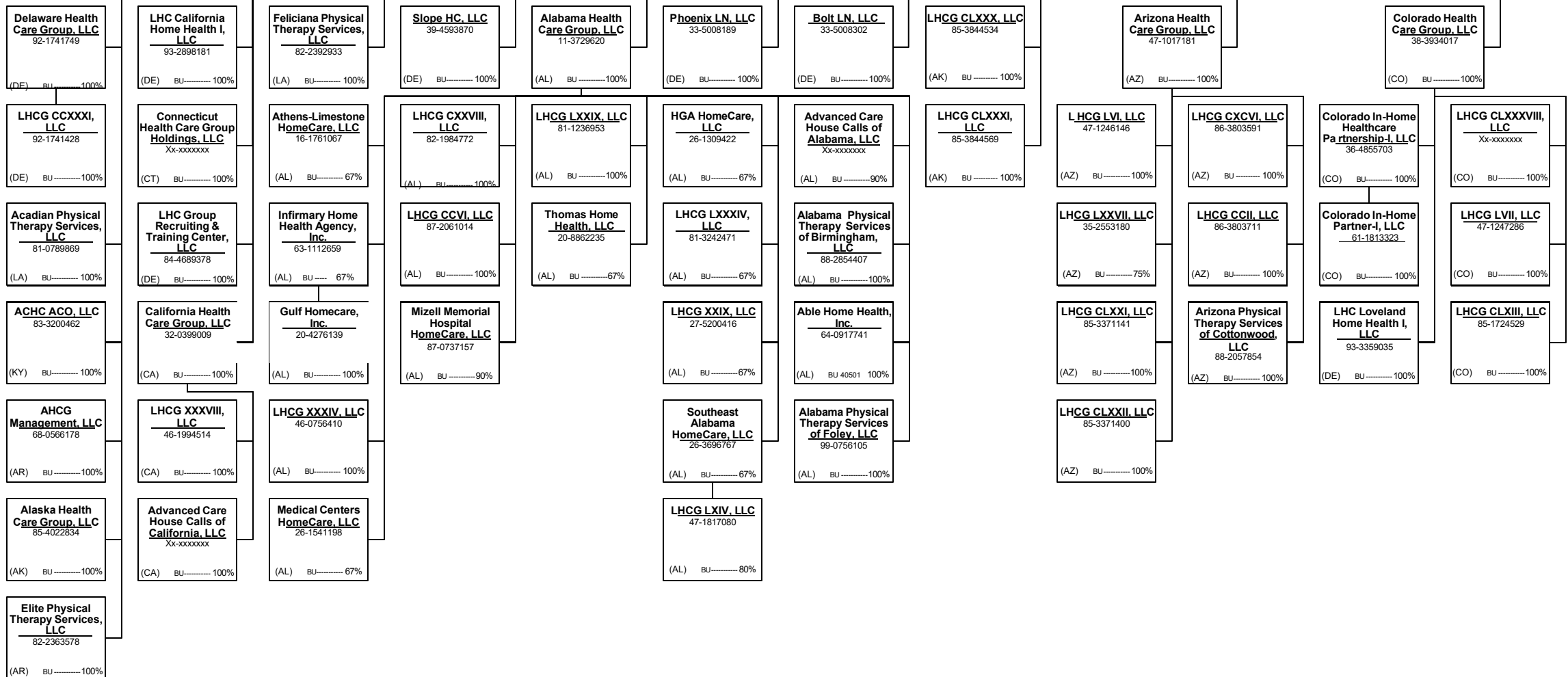
SCHEDULE Y – INFORMATION CONCERNING ACTIVITIES OF INSURER MEMBERS OF A HOLDING COMPANY GROUP
PART 1 – ORGANIZATIONAL CHART

UnitedHealth Group Incorporated
 (DE) 41-1321939

Continued from Previous Page

Continued on Next Page

LHC Group, Inc.
 71-0918189
 (DE) BU 42060 100%



SCHEDULE Y – INFORMATION CONCERNING ACTIVITIES OF INSURER MEMBERS OF A HOLDING COMPANY GROUP
PART 1 – ORGANIZATIONAL CHART

UnitedHealth Group Incorporated
 (DE) 41-1321939

Continued from Previous Page

Continued on Next Page

LHC Group, Inc.
 71-0918189
 (DE) BU 42060 100%

Arkansas Health Care Group, LLC
 54-2078932
 (AR) BU 100%

Indiana Health Care Group, LLC
 27-5130167
 (IN) BU 100%

Kentucky Health Care Group, LLC
 51-0588603
 (KY) BU 100%

LHC Home Health Care Group of Michigan, LLC
 Xx-xxxxxx
 (MI) BU 100%

Arkansas HomeCare of Forrest City, LLC
 06-1778265
 (AR) BU 100%

Arkansas HomeCare of Fulton, LLC
 33-1154428
 (AR) BU 100%

Arkansas HomeCare of Hot Springs, LLC
 20-3552602
 (AR) BU 100%

Arkansas Physical Therapy Services of Conway, LLC
 84-4642424
 (AR) BU 100%

CMC Home Health and Hospice, LLC
 26-2688869
 (AR) BU 100%

Dallas County Medical Center HomeCare, LLC
 34-2013785
 (AR) BU 100%

LHCG LXXXIII, LLC
 81-2227463
 (AR) BU 100%

LHCG CXC VII, LLC
 86-3859120
 (IN) BU 100%

Kentucky Home Health Care, LLC
 46-4950585
 (KY) BU 100%

Kentucky HomeCare of Henderson, LLC
 26-4812417
 (KY) BU 100%

LHCG XLVI, LLC
 46-2509580
 (KY) BU 100%

Advanced Care House Calls of Michigan, LLC
 Xx-xxxxxx
 (MI) BU 100%

Arkansas Physical Therapy Services of Rogers, LLC
 88-2072782
 (AR) BU 100%

LHCG XLII, LLC
 30-0760667
 (AR) BU 100%

Arkansas Physical Therapy Services of Hot Springs, LLC
 99-3242136
 (AR) BU 100%

Hospice of Central Arkansas, LLC (3)
 26-4310419
 (AR) BU 100%

Jefferson Regional HomeCare, LLC (3)
 26-1806757
 (AR) BU 67%

LHCG CLXVII, LLC
 85-4059504
 (AR) BU 100%

Eureka Springs Hospital HomeCare, LLC
 72-1587844
 (AR) BU 100%

Illinois Health Care Group, LLC
 46-1708167
 (IL) BU 100%

Kentucky LV, LLC
 46-4923653
 (KY) BU 100%

LHCG LXX, LLC
 47-5067719
 (KY) BU 100%

LHCG XXIII, LLC
 27-4100261
 (KY) BU 75%

LHC HomeCare - Lifeline, LLC
 51-0588604
 (KY) BU 100%

Arkansas Healthcare Partners, LLC
 81-3695165
 (AR) BU 100%

East Arkansas Health Holdings, LLC
 47-2142765
 (AR) BU 100%

LHCG CIV, LLC
 82-1639945
 (AR) BU 100%

LHCG CV, LLC
 82-1661632
 (AR) BU 100%

LHCG CII, LLC
 82-1487800
 (AR) BU 100%

LHCG CLXVII, LLC
 85-3678555
 (AR) BU 100%

Eureka Springs Hospital Hospice, LLC
 72-1587845
 (AR) BU 100%

LHCG XXXVII, LLC
 30-0760684
 (IL) BU 100%

Lifeline HomeCare of Salem, LLC
 27-3468680
 (KY) BU 100%

LHCG LXXI, LLC
 47-5393382
 (KY) BU 100%

Kentucky Physical Therapy Services at Richmond Place, LLC
 93-4405730
 (KY) BU 100%

Lifeline Home Health Care of Bowling Green, LLC
 51-0588592
 (KY) BU 100%

LHCG LXXXV, LLC
 36-4847404
 (AZ) BU 100%

Arkansas Home Health Providers-III, LLC
 47-1716449
 (AR) BU 100%

Arkansas Home Hospice, LLC
 47-1783912
 (AR) BU 100%

Mena Medical Center Home Health, LLC
 47-0944781
 (AR) BU 100%

Mena Medical Center Hospice, LLC
 72-1586356
 (AR) BU 100%

Northeast Arkansas Partnership, LLC
 35-2647028
 (AR) BU 60%

Patient's Choice Hospice, LLC
 06-1778268
 (AR) BU 100%

Advanced Care House Calls of Illinois, LLC
 Xx-xxxxxx
 (IL) BU 100%

Lifeline Home Health Care of Fulton, LLC
 20-6826388
 (KY) BU 100%

Lifeline Home Health Care of Hopkinsville, LLC
 51-0588601
 (KY) BU 100%

Kentucky Physical Therapy Services of Lexington, LLC
 93-4383947
 (KY) BU 100%

Lifeline Home Health Care of Lexington, LLC
 51-0588599
 (KY) BU 100%

Arkansas Home Health Providers-III, LLC
 47-1783912
 (AR) BU 100%

Arkansas Extended Care, LLC
 47-1770024
 (AR) BU 100%

Southwest Arkansas HomeCare, LLC
 26-0274543
 (AR) BU 67%

LHCG LXVIII, LLC
 47-4518424
 (AR) BU 100%

LHCG CXXXI, LLC
 32-0565293
 (AR) BU 100%

Illinois Home Health Care, LLC
 46-4924177
 (IL) BU 100%

Lifeline Rockcastle Home Health, LLC
 27-3468870
 (KY) BU 75%

Gamma Acquisition Inc.
 20-0146314
 (DE) BU 100%

Kentucky Physical Therapy Services of Somerset, LLC
 33-1353810
 (KY) BU 100%

Lifeline Private Duty Services of Kentucky, LLC
 51-0588602
 (KY) BU 100%

Arkansas Nursing Providers, LLC
 47-1808550
 (AR) BU 67%

LHCG CXXV, LLC
 82-2441720
 (AR) BU 100%

LHCG LXXXVI, LLC
 36-4847423
 (AR) BU 100%

LHCG CXXXII, LLC
 83-2810275
 (AR) BU 100%

Illinois LIV, LLC
 38-3925282
 (IL) BU 00%

Kentucky In-Home Partner-II, LLC
 82-3982951
 (KY) BU 100%

Twin Lakes Home Health Agency, LLC
 27-1000828
 (KY) BU 75%

Lifeline Home Health Care of Somerset, LLC
 51-0588594
 (KY) BU 100%

Lifeline Home Health Care of Russellville, LLC
 51-0588600
 (KY) BU 100%

153

SCHEDULE Y – INFORMATION CONCERNING ACTIVITIES OF INSURER MEMBERS OF A HOLDING COMPANY GROUP
PART 1 – ORGANIZATIONAL CHART

UnitedHealth Group Incorporated
 (DE) 41-1321939

Continued from Previous Page

Continued on Next Page

LHC Group, Inc.
 71-0918189
 (DE) BU 42060 100%

Georgia Health Care Group, LLC
 04-3826206
 (GA) BU 100%

LHC Health Care Group of Florida, LLC
 20-3840328
 (FL) BU 41032 100%

ACF Group, Inc.
 99-4163615
 (DE) BU 100%

LHCG CLXIV, LLC
 85-2474241
 (GA) BU 100%

LHCG LXXIV, LLC
 81-1105754
 (GA) BU 100%

LHCG XL, LLC
 46-2509518
 (GA) BU 100%

Advanced Care House Calls of Florida, LLC
 30-1111990
 (FL) BU 100%

Florida Physical Therapy Services of Miramar, LLC
 85-2890611
 (FL) BU 100%

Florida Physical Therapy Services of Panama City, LLC
 85-2890874
 (FL) BU 100%

LHCG XIX, LLC
 27-3529253
 (FL) BU 75%

Munroe Regional HomeCare, LLC
 77-0670885
 (FL) BU 51%

Florida Physical Therapy Services of Orlando, LLC
 87-2819939
 (FL) BU 100%

Atlantic Homeaid, Inc.
 58-1863635
 (GA) BU 100%

LHCG CLVIII, LLC
 84-4811662
 (GA) BU 100%

Halcyon Healthcare, LLC
 27-4237248
 (DE) BU 100%

Central Florida Partnership, LLC
 84-4741808
 (FL) BU 60%

Florida Physical Therapy Services of Sarasota II, LLC
 85-4184074
 (FL) BU 100%

LHCG CCX, LLC
 87-2695298
 (FL) BU 100%

Florida Physical Therapy Services of Pensacola, LLC
 38-4077716
 (FL) BU 100%

Lifeline Home Health Care of Lady Lake, LLC
 314-1975227
 (FL) BU 100%

Florida Physical Therapy Services of Sun City, LLC
 88-2870661
 (FL) BU 100%

Chesterfield Visiting Nurses Services, Inc.
 57-0876493
 (SC) BU 100%

LHCG LXXV, LLC
 Xx-xxxxxx
 (GA) BU 100%

Altus Hospice of Georgia, LLC
 45-3437288
 (DE) BU 40512 100%

Community Hospice, LLC
 20-0896023
 (MS) BU 100%

Bayfront HMA Home Health LLC
 46-1642468
 (FL) BU 100%

Florida Physical Therapy Services of Orange City, LLC
 99-4674628
 (FL) BU 100%

Florida Physical Therapy Services of Ormond Beach, LLC
 87-2820055
 (FL) BU 100%

LHCG LXXXII, LLC
 61-1788793
 (FL) BU 75%

Florida Physical Therapy Services of Fort Myers, LLC
 86-3177130
 (FL) BU 100%

Florida Physical Therapy Services of Ocala, LLC
 88-2854101
 (FL) BU 75%

Florence Visiting Nurses Services, Inc.
 57-0876491
 (SC) BU 100%

Southern Georgia Partnership, LLC
 88-0998884
 (GA) BU 75%

Cornerstone Palliative and Hospice, LLC
 45-4845966
 (MS) BU 67%

Covenant Palliative and Hospice, LLC
 45-4845621
 (MS) BU 100%

LHCG CLIV, LLC
 84-4776384
 (FL) BU 100%

Florida Physical Therapy Services of Deland, LLC
 33-3109994
 (FL) BU 100%

Florida Physical Therapy Services of Sarasota, LLC
 85-3733455
 (FL) BU 100%

Suncoast Healthcare Partnership, LLC
 Xx-xxxxxx
 (FL) BU 60%

Florida Physical Therapy Services of Gainesville, LLC
 86-1936043
 (FL) BU 100%

Lifeline Home Health Care of Lakeland, LLC
 14-1975232
 (FL) BU 51%

LHCG CCXXII, LLC
 88-0998942
 (GA) BU 100%

Compassionate Hospice of Georgia, Inc.
 45-3245661
 (DE) BU 100%

Grace Hospice, LLC
 20-3301932
 (GA) BU 100%

LHCG CLV, LLC
 84-4829877
 (FL) BU 100%

LHCG CLVI, LLC
 84-4829979
 (FL) BU 100%

LHC Miami Home Health, LLC
 99-4539287
 (DE) BU 100%

Suncoast Partnership-I, LLC
 Xx-xxxxxx
 (FL) BU 100%

Suncoast Partnership-II, LLC
 Xx-xxxxxx
 (FL) BU 100%

Suncoast Partnership-III, LLC
 Xx-xxxxxx
 (FL) BU 600%

Lifeline Home Health Care of Marathon, LLC
 14-1975234
 (FL) BU 100%

Compassionate Healthcare Management Group, Inc.
 20-4591877
 (GA) BU 100%

Halcyon Hospice of Aiken, LLC
 27-0380864
 (FL) BU 100%

LHCG CLIII, LLC
 84-4776234
 (FL) BU 100%

LHCG CLX, LLC
 85-0792455
 (FL) BU 100%

LHCG CLVII, LLC
 85-0778549
 (FL) BU 100%

Suncoast Partner-I, LLC
 Xx-xxxxxx
 (FL) BU 100%

Suncoast Partner-II, LLC
 Xx-xxxxxx
 (FL) BU 100%

Suncoast Partner-III, LLC
 Xx-xxxxxx
 (FL) BU 100%

Lifeline Home Health Care of Port Charlotte, LLC
 14-1975231
 (FL) BU 100%

15.4

SCHEDULE Y – INFORMATION CONCERNING ACTIVITIES OF INSURER MEMBERS OF A HOLDING COMPANY GROUP
PART 1 – ORGANIZATIONAL CHART

UnitedHealth Group Incorporated
 (DE) 41-1321939

Continued from Previous Page

Continued on Next Page

LHC Group, Inc.
 71-0918189
 (DE) BU 42060 100%

Maryland Health Care Group, LLC
 26-3598092
 (MD) BU 100%

Mississippi Health Care Group, LLC
 68-0490418
 (MS) BU 100%

LHC Group Pharmaceutical Services II, LLC
 81-2871053
 (LA) BU 100%

LHC Physician Services, LLC
 47-5289323
 (LA) BU 100%

LHCG New York Holdings, LLC
 84-3090589
 (DE) BU 100%

Nebraska Health Care Group, LLC
 46-5008635
 (NE) BU 100%

LHCG Partner, LLC
 81-4453882
 (DE) BU 100%

HomeCall, LLC
 52-0998217
 (MD) BU 100%

Maryland Healthcare Partnership, LLC (3)
 88-3736162
 (MD) BU 80%

Able Home Health, Inc.
 64-0917990
 (MS) BU 100%

Advanced Care House Calls of Mississippi, LLC
 84-4014730
 (MS) BU 100%

LHC Group Pharmaceutical Services III, LLC
 81-5023883
 (LA) BU 100%

LHC Real Estate I, LLC
 20-8308248
 (LA) BU 100%

Willcare Consumer Directed, Inc.
 Xx-xxxxxxx
 (NY) BU 100%

In-Home Healthcare Partnership, LLC
 38-4019518
 (DE) BU 80%

LHCG CL, LLC
 84-2121644
 (MD) BU 100%

Maryland Intermediary-I, LLC
 88-4115077
 (MD) BU 100%

Maryland Intermediary-III, LLC
 88-4115305
 (MD) BU 100%

Leaf River Home Health Care, LLC
 20-1257620
 (MS) BU 100%

LHCG CXCV, LLC
 86-3319565
 (MS) BU 100%

Primary Care at Home of Louisiana, LLC
 81-3720899
 (LA) BU 100%

LHC Real Estate II, LLC
 47-4185991
 (LA) BU 100%

Indiana In-Home Healthcare Partnership-I, LLC
 Xx-xxxxxxx
 (IN) BU 100%

Arkansas In-Home Healthcare Partnership-I, LLC
 84-2216080
 (AR) BU 100%

Arizona In-Home Healthcare Partnership-III, LLC
 84-2209152
 (AZ) BU 100%

Ohio In-Home Healthcare Partnership-I, LLC
 84-2230289
 (OH) BU 100%

Pennsylvania In-Home Healthcare Partnership-III, LLC
 32-0515193
 (PA) BU 100%

Maryland Physical Therapy Services of Frederick, LLC
 85-2244241
 (MD) BU 100%

LHCG CCXXIV, LLC
 88-3537696
 (MD) BU 100%

LHCG CCXXV, LLC
 88-3537979
 (MD) BU 100%

Mississippi HomeCare of Jackson II, LLC
 26-0784038
 (MS) BU 100%

Mississippi HomeCare, LLC
 01-0689757
 (MS) BU 100%

Primary Care at Home of Louisiana II, LLC
 82-1032626
 (LA) BU 100%

Minnesota Health Care Group, LLC
 46-2511957
 (MN) BU 100%

Indiana In-Home Health Partner-I, LLC
 Xx-xxxxxxx
 (IN) BU 100%

Arkansas In-Home Partner-I, LLC
 84-2301559
 (AR) BU 100%

Arizona In-Home Partner-III, LLC
 84-2275631
 (AZ) BU 100%

Idaho In-Home Healthcare Partnership-I, LLC
 84-2230243
 (ID) BU 100%

Pennsylvania In-Home Partner-III, LLC
 82-3662886
 (PA) BU 100%

Maryland Intermediary-II, LLC
 88-4115213
 (MD) BU 100%

Maryland Intermediary-IV, LLC
 88-4115420
 (MD) BU 100%

Mississippi Physical Therapy Services of Biloxi, LLC
 85-1606644
 (MS) BU 100%

Picayune HomeCare, LLC
 64-0938601
 (MS) BU 100%

Primary Care at Home of Louisiana III, LLC
 82-2405320
 (LA) BU 100%

LHCG XLVIII, LLC
 61-1710815
 (MN) BU 100%

Arizona In-Home Healthcare Partnership-I, LLC
 81-40603540
 (AZ) BU 100%

Arkansas In-Home Healthcare Partnership-II, LLC
 84-2221004
 (AR) BU 100%

Virginia In-Home Healthcare Partnership-III, LLC
 32-0513440
 (VA) BU 100%

Arizona In-Home Healthcare Partnership-II, LLC
 35-2581228
 (AZ) BU 100%

Virginia In-Home Healthcare Partnership-I, LLC
 38-4021697
 (VA) BU 100%

LHCG CXLIX, LLC
 84-2108475
 (MD) BU 100%

Chester River Home Care & Hospice, LLC
 52-2008916
 (MD) BU 100%

South Mississippi Home Health, Inc.
 64-0736426
 (MS) BU 100%

LHCG XXVI, LLC
 Xx-xxxxxxx
 (MS) BU 100%

Primary Care at Home of Louisiana IV, LLC
 82-3253877
 (LA) BU 100%

Integrity Clinical Partners, LLC
 Xx-xxxxxxx
 (MN) BU 100%

Arizona In-Home Partner-I, LLC
 38-4023101
 (AZ) BU 100%

Arkansas In-Home Partner-II, LLC
 84-2311081
 (AR) BU 100%

Virginia In-Home Partner-III, LLC
 81-4888094
 (VA) BU 100%

Arizona In-Home Partner-II, LLC
 81-5027397
 (AZ) BU 100%

Virginia In-Home Partner-I, LLC
 81-4811317
 (VA) BU 100%

South Mississippi Home Health, Inc. - Region II
 64-0736424
 (MS) BU 100%

South Mississippi Home Health, Inc. - Region I
 64-0736425
 (MS) BU 100%

South Mississippi Home Health, Inc. - Region III
 64-0935599
 (MS) BU 100%

15.5

SCHEDULE Y – INFORMATION CONCERNING ACTIVITIES OF INSURER MEMBERS OF A HOLDING COMPANY GROUP
PART 1 – ORGANIZATIONAL CHART

UnitedHealth Group Incorporated
 (DE) 41-1321939

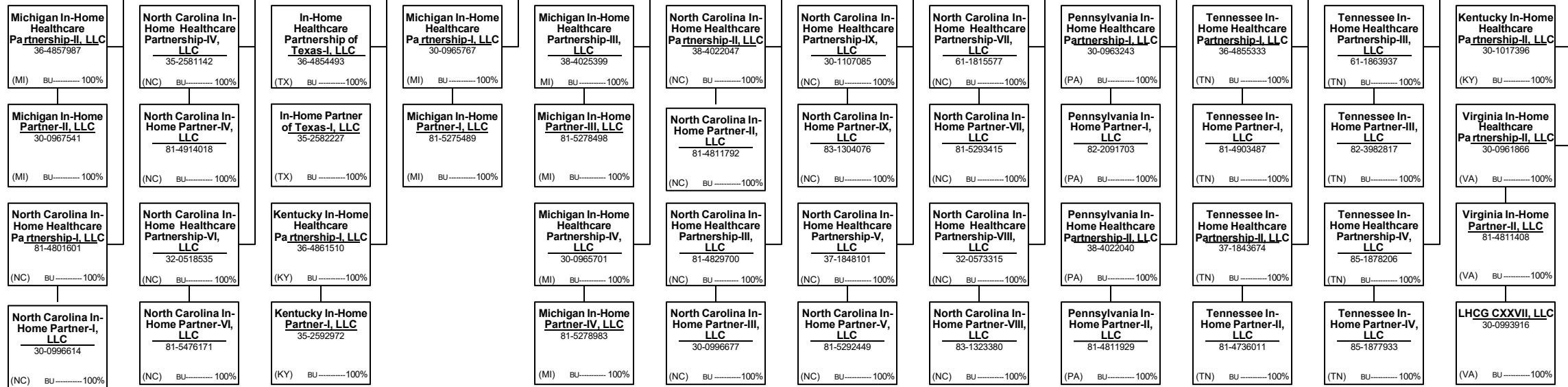
Continued from Previous Page

Continued on Next Page

LHC Group, Inc.
 71-0918189
 (DE) BU 42060 100%

LHCG Partner, LLC
 81-4453882
 (DE) BU 100%

In-Home Healthcare Partnership, LLC
 38-4019518
 (DE) BU 80%



15.6

SCHEDULE Y – INFORMATION CONCERNING ACTIVITIES OF INSURER MEMBERS OF A HOLDING COMPANY GROUP
PART 1 – ORGANIZATIONAL CHART

UnitedHealth Group Incorporated
 (DE) 41-1321939

Continued from Previous Page

Continued on Next Page

LHC Group, Inc.
 71-0918189
 (DE) BU-----100%

LHCG Partner, LLC
 81-4453882
 (DE) BU-----100%

LHCG Partner II, LLC
 82-1485228
 (TX) BU-----100%

In-Home Healthcare Partnership, LLC
 38-4019518
 (DE) BU-----80%

Southwest Post-Acute Care Partnership, LLC
 61-1846018
 (TX) BU-----60%

Virginia In-Home Healthcare Partnership-IX, LLC
 32-0516972
 (VA) BU-----100%

Virginia In-Home Healthcare Partnership-VII, LLC
 37-1844686
 (VA) BU-----100%

Virginia In-Home Healthcare Partnership-XI, LLC
 36-4908131
 (VA) BU-----100%

Louisiana In-Home Healthcare Partnership-II, LLC
 36-4886826
 (LA) BU-----100%

Virginia In-Home Healthcare Partnership-VI, LLC
 37-1843673
 (VA) BU-----100%

Virginia In-Home Healthcare Partnership-IV, LLC
 61-1810641
 (VA) BU-----100%

GSHS Home Health, LLC
 16-1727633
 (TX) BU-----100%

LHCG CXXIII, LLC
 87-3155545
 (LA) BU-----100%

LHCG CIX, LLC
 82-2084222
 (LA) BU-----100%

LHCG CLI, LLC
 85-1221268
 (TX) BU-----100%

LHCG CVI, LLC
 82-2020284
 (LA) BU-----100%

LHCG CVII, LLC
 82-2044952
 (LA) BU-----100%

Virginia In-Home Partner-IX, LLC
 81-5294732
 (VA) BU-----100%

Virginia In-Home Partner-VII, LLC
 81-4888210
 (VA) BU-----100%

Virginia In-Home Partner-XI, LLC
 83-2040583
 (VA) BU-----100%

Louisiana In-Home Partner-II, LLC
 35-2616195
 (LA) BU-----100%

Virginia In-Home Partner-VI, LLC
 81-4737281
 (VA) BU-----100%

Virginia In-Home Partner-IV, LLC
 32-0516324
 (VA) BU-----100%

LHCG CXII, LLC
 82-2146037
 (TX) BU-----100%

LHCG CXXIII, LLC
 82-2159030
 (TX) BU-----100%

LHCG CXIV, LLC
 82-2174970
 (TX) BU-----100%

LHCG CXXIII, LLC
 82-2301047
 (GA) BU-----100%

LHCG CX, LLC
 82-2098229
 (LA) BU-----100%

LHCG CXXVI, LLC
 88-0582397
 (LA) BU-----100%

Virginia In-Home Healthcare Partnership-V, LLC
 38-4020777
 (VA) BU-----100%

Virginia In-Home Healthcare Partnership-VIII, LLC
 61-1814029
 (VA) BU-----100%

Virginia In-Home Healthcare Partnership-XII, LLC
 86-2505437
 (VA) BU-----100%

Louisiana In-Home Healthcare Partnership-III, LLC
 35-2614777
 (LA) BU-----100%

Virginia In-Home Healthcare Partnership-X, LLC
 32-0580044
 (VA) BU-----100%

LHCG CXV, LLC
 82-2187727
 (TX) BU-----100%

LHCG CXVI, LLC
 82-2206275
 (TX) BU-----100%

LHCG CXVII, LLC
 82-2217874
 (TX) BU-----100%

Texas Health Care Group of Texarkana, LLC
 41-2076211
 (TX) BU-----100%

LHCG CCIII, LLC
 87-0969466
 (LA) BU-----100%

LHCG CXI, LLC
 82-2140184
 (TX) BU-----100%

Virginia In-Home Partner-V, LLC
 81-4737123
 (VA) BU-----100%

Virginia In-Home Partner-VIII, LLC
 81-5294131
 (VA) BU-----100%

Virginia In-Home Partner-XII, LLC
 86-2445798
 (VA) BU-----100%

Louisiana In-Home Partner-III, LLC
 82-4146470
 (LA) BU-----100%

Virginia In-Home Partner-X, LLC
 83-2555935
 (VA) BU-----100%

LHCG CXXIV, LLC
 82-2261569
 (TX) BU-----100%

LHCG CXXX, LLC
 82-2276690
 (TX) BU-----100%

LHCG CXXXI, LLC
 82-2469676
 (TX) BU-----100%

Marshall HomeCare, LLC
 02-0732705
 (TX) BU-----100%

LHCG CCXXXIII, LLC
 32-0540219
 (TX) BU-----100%

LHCG CVIII, LLC
 82-1666299
 (LA) BU-----100%

LHC Lufkin Home Health I, LLC
 99-2735771
 (TX) BU-----100%

LHC Onalaska Home Health I, LLC
 99-2735959
 (TX) BU-----100%

LHCG CCXXXII, LLC
 82-2244399
 (TX) BU-----100%

15.7

SCHEDULE Y – INFORMATION CONCERNING ACTIVITIES OF INSURER MEMBERS OF A HOLDING COMPANY GROUP
PART 1 – ORGANIZATIONAL CHART

UnitedHealth Group Incorporated
 (DE) 41-1321939

Continued from Previous Page

Continued on Next Page

LHC Group, Inc.
 71-0918189
 (DE) BU 42060 100%

Louisiana Health Care Group, LLC
 71-0917926
 (LA) BU-----100%

AAA Home Health, Inc.
 72-1187363
 (LA) BU 40500 100%

Acadian Home Health Care Services, LLC
 71-0917929
 (LA) BU 40502 100%

Acadian HomeCare of New Iberia, LLC
 46-1076268
 (LA) BU 40503 75%

Acadian HomeCare, LLC (3)
 71-0917930
 (LA) BU 40504 100%

Baton Rouge HomeCare, LLC
 72-1506691
 (LA) BU-----100%

Beauregard Memorial Hospital HomeCare, LLC
 26-3410883
 (LA) BU-----67%

Heart of Hospice, LLC
 47-1410565
 (SC) BU-----100%

Hood Home Health Service, LLC
 34-1994325
 (LA) BU-----67%

Vital Hospice, Inc.
 20-5232641
 (LA) BU-----100%

Louisiana HomeCare of Plaquemine, LLC
 26-2367190
 (LA) BU-----100%

Southeast Louisiana HomeCare, LLC
 26-4020490
 (LA) BU-----75%

LHC Group Health Clinic, LLC
 86-2405954
 (LA) BU-----100%

LHCG CCV, LLC
 87-1462016
 (LA) BU-----100%

LHCG X, LLC
 20-3122072
 (LA) BU-----100%

LHCG LXVII, LLC
 47-4283509
 (LA) BU-----67%

LHCG LXXII, LLC
 47-5634097
 (LA) BU-----100%

LHCG LXXVI, LLC
 81-1091347
 (LA) BU-----100%

LHCG LXXVIII, LLC
 81-3720770
 (LA) BU-----90%

LHCG V, LLC
 68-0538825
 (LA) BU-----100%

Louisiana Physical Therapy Services of Harahan, LLC
 85-1606845
 (LA) BU-----100%

River West Home Care, LLC
 26-0802303
 (DE) BU-----100%

Egan Health Care Corporation
 72-1133426
 (LA) BU-----100%

Egan Healthcare of Northshore, Inc.
 72-1437928
 (LA) BU-----100%

LHCG VI, LLC
 72-1568177
 (LA) BU-----100%

LHCG VIII, LLC
 87-0713147
 (LA) BU-----67%

LLC-II, LLC
 20-3171358
 (LA) BU-----100%

LHCG XII, LLC
 20-3373056
 (LA) BU---- 84.083%

LHCG XIII, LLC
 20-8068308
 (LA) BU-----67%

LHCG XIV, LLC
 20-8072593
 (LA) BU-----85%

LHCG XLIII, LLC
 46-2588378
 (LA) BU-----100%

LHCG XV, LLC
 27-0818309
 (LA) BU-----67%

Palliative Care at Heart, LLC
 38-4089979
 (SC) BU-----100%

Richardson Medical Center HomeCare, LLC
 57-1204158
 (LA) BU-----67%

Egan Healthcare of Plaquemines, Inc.
 72-1430044
 (LA) BU-----100%

Egan Hospice Services of the Northshore, LLC
 26-1101454
 (LA) BU-----100%

LHCG XVI, LLC
 27-1032201
 (LA) BU-----100%

Louisiana HomeCare of Northwest Louisiana, LLC
 72-1510431
 (LA) BU-----67%

Palmetto Express, LLC
 72-1504648
 (LA) BU-----100%

Louisiana Extended Care Hospital of Kenner, LLC
 26-4691864
 (LA) BU---- 75%

Louisiana HomeCare of Delhi, LLC
 72-1510211
 (LA) BU---- 67%

Louisiana HomeCare of Minden, LLC
 72-1518559
 (LA) BU---- 67%

LHCG CXXVI, LLC
 32-0533814
 (LA) BU-----100%

Louisiana HomeCare of Monroe, LLC
 72-1508052
 (LA) BU---- 67%

St. James HomeCare, L.L.C.
 71-0918190
 (LA) BU-----100%

LHCG XLIV, LLC
 Xx-xxxxxxx
 (LA) BU-----100%

Louisiana Home Health of Feliciana, LLC
 37-1863351
 (LA) BU-----100%

Louisiana Home Health of Hammond, LLC
 26-4021300
 (LA) BU-----100%

Louisiana HomeCare of North Louisiana, LLC
 04-3684185
 (LA) BU-----100%

Louisiana Physical Therapy, LLC
 71-0917927
 (LA) BU-----100%

Patient's Choice Hospice and Palliative Care of Louisiana, LLC
 72-1513421
 (LA) BU-----100%

Louisiana HomeCare of Slidell, LLC
 41-2071626
 (LA) BU---- 67%

Louisiana Hospice Group, LLC
 45-2744395
 (LA) BU-----75%

Louisiana In-Home Healthcare Partnership-I, LLC
 30-0962065
 (LA) BU-----100%

Louisiana HomeCare of Miss-Lou, LLC
 47-0902218
 (LA) BU-----100%

Tri-Parish Community HomeCare, LLC
 71-0917928
 (LA) BU-----100%

LHCG CCXXIII, LLC
 Xx-xxxxxxx
 (LA) BU-----100%

Louisiana HomeCare of Kenner, LLC
 26-4020996
 (LA) BU-----100%

Louisiana HomeCare of Raceland, LLC
 26-4020922
 (LA) BU-----100%

Louisiana Physical Therapy Services of Lafayette, LLC
 86-3380313
 (LA) BU-----100%

Northshore Extended Care Hospital, LLC
 83-2429969
 (LA) BU---- 52%

Louisiana Hospice and Palliative Care, LLC
 71-0918184
 (LA) BU-----100%

Louisiana In-Home Partner-I, LLC
 81-4832564
 (LA) BU-----100%

Louisiana Physical Therapy Services of Bossier City, LLC
 82-4272020
 (LA) BU-----100%

Oak Shadows of Jennings, LLC
 48-1300301
 (LA) BU-----91%

Louisiana Home Health of Houma, L.L.C.
 26-4021213
 (LA) BU-----100%

Louisiana HomeCare of Litcher, LLC
 26-4021094
 (LA) BU-----100%

15.8

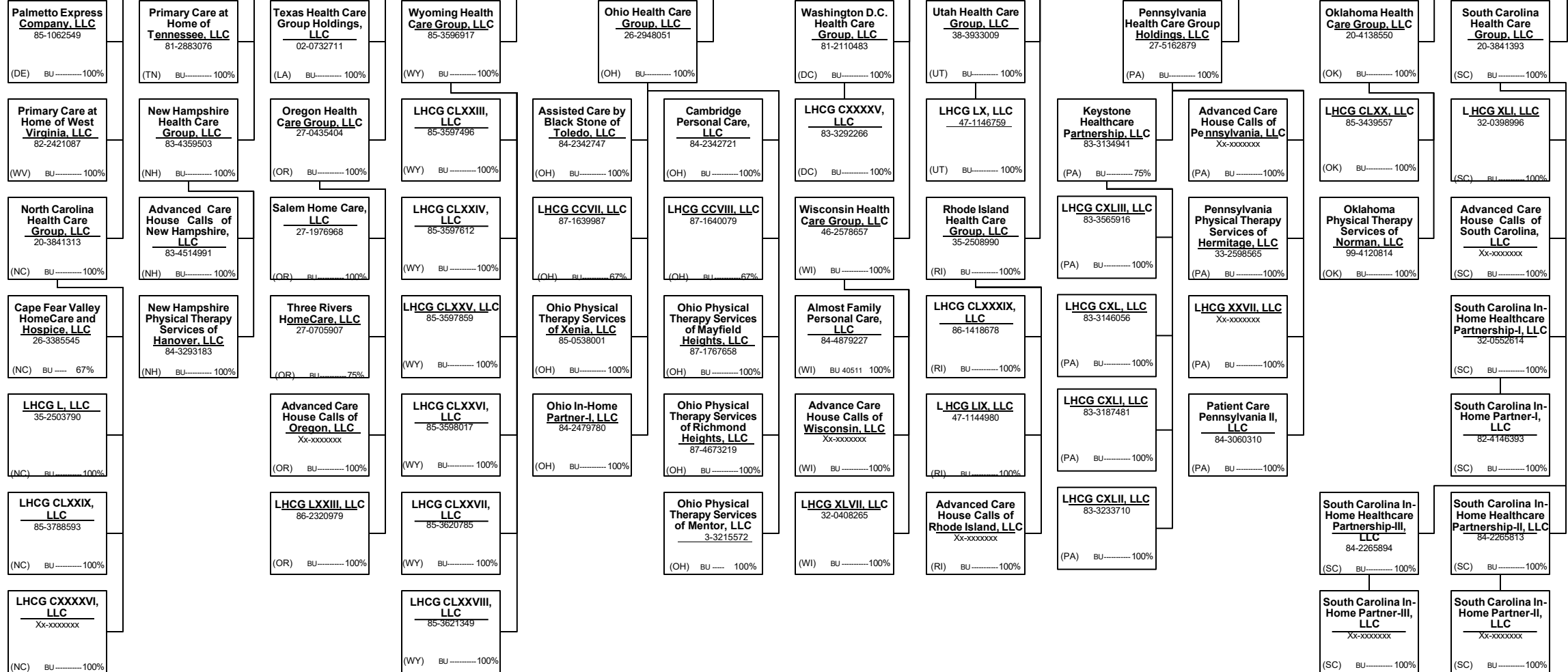
SCHEDULE Y – INFORMATION CONCERNING ACTIVITIES OF INSURER MEMBERS OF A HOLDING COMPANY GROUP
PART 1 – ORGANIZATIONAL CHART

UnitedHealth Group Incorporated
 (DE) 41-1321939

Continued from Previous Page

Continued on Next Page

LHC Group, Inc.
 71-0918189
 (DE) BU 42060 100%



SCHEDULE Y – INFORMATION CONCERNING ACTIVITIES OF INSURER MEMBERS OF A HOLDING COMPANY GROUP
PART 1 – ORGANIZATIONAL CHART

UnitedHealth Group Incorporated
 (DE) 41-1321939

Continued from Previous Page

Continued on Next Page

LHC Group, Inc.
 71-0918189
 (DE) BU 42060 100%

Texas Health Care Group, LLC
 62-1850044
 (TX) BU 100%

Virginia Health Care Group, LLC
 06-1762010
 (VA) BU 100%

Washington Health Care Group, LLC
 26-3811771
 (WA) BU 100%

West Virginia Health Care Group, LLC
 87-0748651
 (WV) BU 100%

Idaho Health Care Group, LLC
 27-2498964
 (ID) BU 100%

Massachusetts Health Care Group, LLC
 38-3932998
 (MA) BU 100%

LHC CXCI, LLC
 86-2900948
 (TX) BU 100%

Red River HomeCare, LLC
 81-0627339
 (TX) BU 100%

LHCG CCI, LLC
 87-1012762
 (VA) BU 100%

Virginia HomeCare, LLC
 06-1762015
 (VA) BU 100%

Assured Capital Partners, Inc.
 88-0369557
 (NV) BU 100%

Washington HomeCare and Hospice of Central Basin, LLC
 26-4568497
 (WA) BU 100%

Preston Memorial HomeCare, LLC
 27-1446056
 (WV) BU 100%

LHCG LXXXVII, LLC
 37-1847660
 (WV) BU 90%

Grant Memorial HomeCare and Hospice, LLC
 26-2578433
 (WV) BU 67%

Boone Memorial HomeCare, LLC
 20-8826558
 (WV) BU 100%

LHCG XVII, LLC
 27-2544802
 (ID) BU 100%

LHCG CXCI, LLC
 86-2320979
 (MA) BU 100%

LHC CXCV, LLC
 86-2947633
 (TX) BU 100%

Texas Health Care Group of The Golden Triangle, LLC
 27-0075424
 (TX) BU 81.25%

LHCG CCIV, LLC
 87-2102125
 (VA) BU 100%

LHCG LXXX, LLC
 Xx-xxxxxx
 (VA) BU 100%

Northwest Healthcare Alliance, Inc.
 91-1738970
 (WA) BU 100%

Advanced Care House Calls of Washington, LLC
 Xx-xxxxxx
 (WA) BU 100%

St. Mary's Medical Center Home Health Services, LLC
 26-0730248
 (WV) BU 67%

LHCG LXXXIX, LLC
 81-5300843
 (WV) BU 100%

West Virginia HomeCare, LLC
 26-3043290
 (WV) BU 83.3%

Home Care Plus, Inc.
 55-0668235
 (WV) BU 100%

LHCG XXI, LLC
 27-3529180
 (ID) BU 100%

Massachusetts Physical Therapy Services of Framingham, LLC
 88-2854292
 (MA) BU 100%

Rivercrest Home Health Care, Inc.
 46-0504059
 (TX) BU 100%

LHCG CLIX, LLC
 Xx-xxxxxx
 (TX) BU 100%

LHCG CXCI, LLC
 87-0821919
 (VA) BU 100%

LHCG CXCVIII, LLC
 87-0821493
 (VA) BU 100%

LHCG LXIII, LLC
 61-1739528
 (WA) BU 100%

LHCG CLXXXV, LLC
 85-3845250
 (WA) BU 100%

Wetzel County HomeCare, LLC
 26-0274385
 (WV) BU 100%

LHCG XCI, LLC
 81-5322329
 (OH) BU 100%

West Virginia Physical Therapy Services of Charleston, LLC
 83-3393205
 (WV) BU 100%

Princeton Community HomeCare, LLC
 83-0474005
 (WV) BU 67%

Advanced Care House Calls of Idaho, LLC
 Xx-xxxxxx
 (ID) BU 100%

Massachusetts Physical Therapy Services of Quincy Bay, LLC
 88-2058110
 (MA) BU 100%

Texas Physical Therapy Services of Burleson, LLC
 88-2072971
 (TX) BU 100%

Home Care Connections, Inc.
 33-1025322
 (TX) BU 100%

Texas Physical Therapy Services of Tyler, LLC
 99-2611865
 (TX) BU 100%

LHCG CXCVIII, LLC
 87-0821493
 (VA) BU 100%

Northeast Washington Home Health, Inc.
 27-0555075
 (WA) BU 100%

LHCG CLXXXVI, LLC
 85-3864696
 (WA) BU 100%

LHC HomeCare of West Virginia LLC
 26-3042468
 (WV) BU 100%

LHCG XC, LLC
 81-5306967
 (WV) BU 100%

West Virginia Physical Therapy Services of Charleston, LLC
 83-3393205
 (WV) BU 100%

Roane HomeCare, LLC
 41-2219637
 (WV) BU 100%

Idaho In-Home Partner-I, LLC
 84-2311184
 (ID) BU 100%

LHCG LVIII, LLC
 47-1271229
 (MA) BU 100%

Texas Physical Therapy Services of Baytown, LLC
 86-3380429
 (TX) BU 100%

LHCG CCXXXV, LLC
 92-3828235
 (TX) BU 100%

LHCG XXXIII, LLC
 45-4894023
 (TX) BU 70%

LHCG CXCVIII, LLC
 87-0821493
 (VA) BU 100%

Washington Physical Therapy Services of Mill Creek, LLC
 33-2103763
 (WA) BU 100%

LHCG CLXXXVI, LLC
 85-3864696
 (WA) BU 100%

Jackson County Home Health, LLC
 26-3042590
 (WV) BU 100%

LHCG XCII, LLC
 81-5344998
 (OH) BU 100%

West Virginia Physical Therapy Services of Charleston, LLC
 83-3393205
 (WV) BU 100%

Roane HomeCare, LLC
 41-2219637
 (WV) BU 100%

Idaho In-Home Partner-I, LLC
 84-2311184
 (ID) BU 100%

LHCG LVIII, LLC
 47-1271229
 (MA) BU 100%

Advanced Care House Calls of Texas, LLC
 Xx-xxxxxx
 (TX) BU 100%

LHCG CCXXXV, LLC
 92-3828235
 (TX) BU 100%

LHCG CXXXVII, LLC
 38-4052246
 (TX) BU 100%

LHCG CXCVIII, LLC
 87-0821493
 (VA) BU 100%

Washington Physical Therapy Services of Mill Creek, LLC
 33-2103763
 (WA) BU 100%

LHCG CLXXXVI, LLC
 85-3864696
 (WA) BU 100%

Mountaineer HomeCare, LLC
 26-3042733
 (WV) BU 100%

LHCG XCII, LLC
 81-5344998
 (OH) BU 100%

West Virginia Physical Therapy Services of Charleston, LLC
 83-3393205
 (WV) BU 100%

Roane HomeCare, LLC
 41-2219637
 (WV) BU 100%

Idaho In-Home Partner-I, LLC
 84-2311184
 (ID) BU 100%

LHCG LVIII, LLC
 47-1271229
 (MA) BU 100%

HNH Birdie One, LLC
 85-2016675
 (ID) BU 100%

Heart 'n Home Hospice and Palliative Care, LLC
 52-2440817
 (ID) BU 100%

15.10

SCHEDULE Y – INFORMATION CONCERNING ACTIVITIES OF INSURER MEMBERS OF A HOLDING COMPANY GROUP
PART 1 – ORGANIZATIONAL CHART

UnitedHealth Group Incorporated
 (DE) 41-1321939

Continued from Previous Page

Continued on Next Page

LHC Group, Inc.
 71-0918189
 (DE) BU 42060 100%

Tennessee Health Care Group, LLC
 20-3427231
 (TN) BU 100%

Elk Valley Professional Affiliates, Inc.
 62-1193858
 (TN) BU 100%

Lifeline Home Health Care of Springfield, LLC
 20-8826801
 (TN) BU 100%

LHCG LXXXVIII, LLC
 30-0965267
 (TN) BU 67%

Tennessee Physical Therapy Services of Kingsport, LLC
 83-2129924
 (TN) BU 100%

Tennessee Physical Therapy Services of Memphis, LLC
 87-2087086
 (TN) BU 100%

Tennessee Physical Therapy Services of Knoxville, LLC
 83-2743288
 (TN) BU 100%

Innovative Senior Care Home Health of Rhode Island, LLC
 45-2502463
 (DE) BU 100%

Health at Home Holdings, LLC
 87-0934507
 (DE) BU 100%

Elk Valley Health Services, LLC
 62-1204869
 (TN) BU 100%

LHCG CXXXIV, LLC
 35-2605467
 (TN) BU 100%

Arkansas Home Health Providers-IV, LLC
 47-1754828
 (AR) BU 100%

LHCG C, LLC
 82-1229536
 (MS) BU 100%

Tennessee Physical Therapy Services of Mt. Juliet, LLC
 86-2321464
 (TN) BU 100%

Woods Home Health, LLC
 27-1260681
 (TN) BU 100%

West Tennessee HomeCare, LLC
 26-2947894
 (TN) BU 67%

Health at Home Holdings - Charlotte, LLC
 87-1136405
 (DE) BU 100%

Health at Home Holdings - Alabama, LLC
 87-1045915
 (DE) BU 100%

Health at Home Holdings - Albuquerque, LLC
 87-1045845
 (DE) BU 100%

Health at Home Holdings - Arizona, LLC
 87-1284003
 (DE) BU 100%

Health at Home Holdings - Boston, LLC
 87-1166127
 (DE) BU 100%

Gericare, LLC
 62-1160679
 (TN) BU 100%

LHCG CXXXVI, LLC
 38-4049205
 (TN) BU 100%

LHCG CLXII, LLC
 85-2210023
 (TN) BU 100%

LHCG XCIII, LLC
 81-5266120
 (TN) BU 100%

HMC Home Health, LLC
 27-1362827
 (TN) BU 75%

Lifeline Home Health Care of Union City, LLC
 06-1793261
 (TN) BU 100%

Innovative Senior Care Home Health of Charlotte, LLC
 27-4318872
 (DE) BU 100%

Innovative Senior Care Home Health of Alabama, LLC
 30-0781533
 (DE) BU 100%

Innovative Senior Care Home Health of Albuquerque, LLC
 27-2065054
 (DE) BU 100%

Nurse on Call of Arizona, LLC
 38-3904633
 (DE) BU 100%

Innovative Senior Care Home Health of Boston, LLC
 26-3445981
 (DE) BU 100%

LHCG XCIV, LLC
 81-5274714
 (TN) BU 100%

LHCG XCIX, LLC
 81-5377954
 (MS) BU 100%

Innovative Senior Care Home Health of Hartford, LLC
 45-2502527
 (DE) BU 100%

Lifeline of West Tennessee, LLC
 26-0609961
 (TN) BU 100%

Health at Home Holdings - Detroit, LLC
 87-1107918
 (DE) BU 100%

Health at Home Holdings - Durham, LLC
 87-1166046
 (DE) BU 100%

Health at Home Holdings - Edmond, LLC
 87-1166266
 (DE) BU 100%

Health at Home Holdings - High Point, LLC
 87-1165951
 (DE) BU 100%

LHCG XCV, LLC
 81-5297025
 (TN) BU 100%

LHCG XCVI, LLC
 81-5306890
 (TN) BU 100%

LHCG CXXIV, LLC
 87-3076026
 (RI) BU 100%

Medical Center Home Health, LLC
 26-2947990
 (TN) BU 100%

Innovative Senior Care Home Health of Detroit, LLC
 26-2611755
 (DE) BU 100%

Innovative Senior Care Home Health of Durham, LLC
 27-2620181
 (DE) BU 100%

Innovative Senior Care Home Health of Edmond, LLC
 27-2619513
 (DE) BU 100%

Innovative Senior Care Home Health of High Point, LLC
 45-2952600
 (DE) BU 100%

LHCG XCVI, LLC
 86-1394064
 (TN) BU 100%

LHCG XCVII, LLC
 81-5322529
 (TN) BU 100%

LHCG XCVIII, LLC
 81-5345526
 (MS) BU 100%

LHCG CCXXX, LLC
 92-0578697
 (TN) BU 100%

15.11

SCHEDULE Y – INFORMATION CONCERNING ACTIVITIES OF INSURER MEMBERS OF A HOLDING COMPANY GROUP
PART 1 – ORGANIZATIONAL CHART

UnitedHealth Group Incorporated
 (DE) 41-1321939

Continued from Previous Page

Continued on Next Page

LHC Group, Inc.
 71-0918189
 (DE) BU 42060 100%

Tennessee Health Care Group, LLC
 20-3427231
 (TN) BU 100%

Missouri Health Care Group, LLC
 61-1495255
 (MO) BU 100%

New Mexico Health Care Group, LLC
 Xx-xxxxxx
 (NM) BU 100%

New Jersey Health Care Group, LLC
 87-3033261
 (NJ) BU 100%

Nevada Health Care Group, LLC
 35-2465420
 (NV) BU 100%

Health at Home Holdings, LLC
 87-0934507
 (TN) BU 100%

Access Hospice, LLC
 27-1366872
 (MO) BU 100%

LHCG CXXXIII, LLC
 83-0681232
 (MO) BU 80%

Advanced Care House Calls of New Mexico, LLC
 Xx-xxxxxx
 (NM) BU 100%

LHCG CCIX, LLC
 88-3216389
 (NJ) BU 100%

LHCG CLII, LLC
 84-3325549
 (NV) BU 100%

15.12

Health at Home Hospice - Indianapolis, LLC
 87-0862398
 (DE) BU 100%

Health at Home Hospice - Columbus, LLC
 87-0999298
 (DE) BU 100%

Health at Home Hospice - Sacramento, LLC
 86-4005194
 (DE) BU 100%

Patient Care Hospice - Chicago, LLC
 46-2849765
 (DE) BU 100%

Health at Home Hospice - Chicago, LLC
 87-0835646
 (DE) BU 100%

Health at Home Hospice - Cleveland, LLC
 87-0999405
 (DE) BU 100%

Health at Home Therapy - New Jersey, LLC
 87-0934773
 (DE) BU 100%

LHCG LXIX, LLC
 47-5422639
 (MO) BU 100%

LHCG CXLVIII, LLC
 83-4482875
 (MO) BU 80%

New Mexico Physical Therapy Services of Albuquerque, LLC
 88-2854505
 (NM) BU 100%

LHCG CCXV, LLC
 87-4106973
 (NJ) BU 100%

LHCG XXXIX, LLC
 37-1711510
 (NV) BU 100%

Health at Home Holdings - Portland, LLC
 87-1108061
 (DE) BU 100%

Health at Home Holdings - Seattle Metro, LLC
 87-1043804
 (DE) BU 100%

Health at Home Holdings - Chicago, LLC
 87-1095513
 (DE) BU 100%

Health at Home Holdings - St. Louis, LLC
 87-0915245
 (DE) BU 100%

Health at Home Hospice - Dayton, LLC
 87-0967261
 (DE) BU 100%

Health at Home Hospice - Detroit, LLC
 86-4005353
 (DE) BU 100%

Health at Home Holdings - Ohio, LLC
 87-1189068
 (DE) BU 100%

LHCG XXV, LLC
 27-4604406
 (MO) BU 100%

LHCG CXCI, LLC
 86-2876981
 (MO) BU 100%

LHCG CCXVII, LLC
 88-2549028
 (NJ) BU 100%

LHCG CXXXIX, LLC
 82-5174891
 (NV) BU 75%

Innovative Senior Care Home Health of Portland, LLC
 26-2863172
 (DE) BU 100%

Health at Home - Seattle Metro, LLC
 87-0862570
 (DE) BU 100%

Innovative Senior Care Home Health of Chicago, LLC
 27-0329830
 (DE) BU 100%

Innovative Senior Care Home Health of St. Louis, LLC
 26-3445898
 (DE) BU 100%

Health at Home Hospice - Minnesota, LLC
 87-0835290
 (DE) BU 100%

Health at Home Hospice - Phoenix, LLC
 87-0862211
 (DE) BU 100%

Innovative Senior Care Home Health of Ohio, LLC
 26-1736377
 (DE) BU 100%

Southwest Missouri HomeCare, LLC
 26-1496237
 (MO) BU 100%

LHCG CXLVI, LLC
 83-4387481
 (MO) BU 100%

LHCG CCXI, LLC
 87-3086258
 (NJ) BU 75%

LHCG CXXXVIII, LLC
 82-4394415
 (NV) BU 100%

Health at Home Holdings - Indianapolis, LLC
 87-1081217
 (DE) BU 100%

Health at Home Holdings - Philadelphia, LLC
 87-1108256
 (DE) BU 100%

Health at Home Hospice - Portland, LLC
 87-0835486
 (DE) BU 100%

ISCHH of Minneapolis Holdings, LLC
 87-0915370
 (DE) BU 100%

Health at Home Therapy - Atlanta, LLC
 87-1080305
 (DE) BU 100%

Health at Home Holdings - Tulsa, LLC
 87-1136169
 (DE) BU 100%

Missouri Physical Therapy Services of Creve Coeur, LLC
 88-3684122
 (MO) BU 100%

LHCG CXLVII, LLC
 83-4414219
 (MO) BU 100%

LHCG CXLV, LLC
 83-3452180
 (NJ) BU 100%

LHCG CCXII, LLC
 Xx-xxxxxx
 (NJ) BU 100%

LHCG CXXXIV, LLC
 38-4085343
 (NV) BU 100%

Innovative Senior Care Home Health of Indianapolis, LLC
 26-3285980
 (DE) BU 100%

Innovative Senior Care Home Health of Philadelphia, LLC
 27-2399264
 (DE) BU 100%

Health at Home Therapy - Greenville, LLC
 87-0999492
 (DE) BU 100%

Innovative Senior Care Home Health of Minneapolis, LLC
 26-3445808
 (DE) BU 100%

Health at Home Therapy - Knoxville, LLC
 87-0967144
 (DE) BU 100%

Innovative Senior Care Home Health of Tulsa, LLC
 27-4586855
 (DE) BU 100%

LHCG CXLIV, LLC
 83-3472384
 (NJ) BU 100%

LHCG CCXVIII, LLC
 88-4310496
 (NJ) BU 100%

SCHEDULE Y – INFORMATION CONCERNING ACTIVITIES OF INSURER MEMBERS OF A HOLDING COMPANY GROUP
PART 1 – ORGANIZATIONAL CHART

UnitedHealth Group Incorporated
 (DE) 41-1321939

Continued from Previous Page

Continued on Next Page

LHC Group, Inc.
 71-0918189
 (DE) BU 42060 100%

Almost Family, Inc.
 06-1153720
 (DE) BU 100%

AFAM Acquisition, LLC
 26-2866404
 (KY) BU 100%

Adult Day Care of America, Inc.
 06-1207175
 (DE) BU 40506 100%

Imperium Health Management, LLC
 45-2788800
 (KY) BU 100%

Ingenios Health Co
 22-3980674
 (DE) BU 90%

National Health Industries, Inc.
 61-0997496
 (KY) BU 100%

Patient Care, Inc.
 22-2088938
 (DE) BU 100%

AFAM Sub I, LLC
 83-3778263
 (DE) BU 100%

ACO Clinical Partners, LLC
 47-4049515
 (KY) BU 100%

Advanced Clinical Partners, LLC
 86-3179032
 (KY) BU 100%

Apex Clinical Partners, LLC
 86-3255577
 (KY) BU 100%

AFAM Holding Co II, LLC (4)
 85-3047540
 (DE) BU 80%

AF-CH-HH, LLC
 26-3287805
 (DE) BU 100%

Patient Care Medical Services, Inc.
 22-2170708
 (NJ) BU 10%

Priority Care, Inc.
 06-1482496
 (CT) BU 100%

Bluegrass Accountable Care, LLC
 47-4035861
 (KY) BU 100%

Colorado Clinical Partners, LLC
 47-4049624
 (CO) BU 100%

Commonwealth Clinical Partners, LLC
 46-5758603
 (KY) BU 100%

Petersburg Home Care Services, LLC
 26-3388826
 (DE) BU 100%

Clarksville Home Care Services, LLC
 80-0278168
 (DE) BU 100%

Kirksville Home Care Services, LLC
 30-0961579
 (MO) BU 100%

La Porte Home Care Services, LLC
 81-0704452
 (DE) BU 100%

Key West HHA, LLC
 37-1862951
 (FL) BU 100%

Valparaiso Home Care Services, LLC
 61-1761960
 (DE) BU 100%

Patient Care Pennsylvania, Inc.
 37-1459396
 (DE) BU 100%

Patient Care Connecticut, LLC
 27-0726569
 (CT) BU 100%

Imperium Clinical Partners, LLC
 86-3255691
 (KY) BU 100%

Imperium Clinical Partners II, LLC
 86-3297432
 (KY) BU 100%

Imperium Clinical Partners III, LLC
 86-3297600
 (KY) BU 100%

Hattiesburg Home Care Services, LLC
 26-3376723
 (DE) BU 100%

North Okaloosa Home Health, LLC
 20-1574246
 (FL) BU 100%

Victoria Texas Home Care Services, LLC
 26-3404003
 (DE) BU 100%

SJ Home Care, LLC
 26-2817959
 (DE) BU 100%

Venice Home Care Services, LLC
 32-0449695
 (DE) BU 100%

Patient Care HHA, LLC
 61-1792273
 (CT) BU 100%

Integrity Clinical Partners, LLC
 47-4074288
 (MN) BU 100%

Kentuckiana Clinical Partners, LLC
 47-4074341
 (KY) BU 100%

Kentucky Accountable Care, LLC
 47-4035777
 (KY) BU 100%

Louisa Home Care Holdings, LLC
 81-3825304
 (DE) BU 100%

Tucson Home Care Services, LLC
 30-0838429
 (DE) BU 100%

Kentucky Clinical Partners, LLC
 47-4005600
 (KY) BU 100%

Physicians Accountable Care, LLC
 47-4024935
 (KY) BU 100%

Physicians Accountable Care of Kentucky, LLC
 47-4035828
 (KY) BU 100%

15.13

SCHEDULE Y – INFORMATION CONCERNING ACTIVITIES OF INSURER MEMBERS OF A HOLDING COMPANY GROUP
PART 1 – ORGANIZATIONAL CHART

UnitedHealth Group Incorporated
 (DE) 41-1321939

Continued from Previous Page

Continued on Next Page

LHC Group, Inc.
 71-0918189
 (DE) BU 42060 100%

Almost Family, Inc.
 06-1153720
 (DE) BU 100%

National Health Industries, Inc.
 61-0997496
 (KY) BU 90%

15.14

Berwick Home Care Services LLC
 26-3376776
 (DE) BU 100%

AFAM Holding Co III, LLC (4)
 86-3137505
 (DE) BU 80%

Almost Family PC of SW Florida, LLC
 26-1261522
 (FL) BU 100%

Caretenders Visiting Services of District 6, LLC
 30-0425709
 (KY) BU 100%

Caretenders Visiting Services of Pinellas County, LLC
 20-5826531
 (FL) BU 100%

Almost Family PC of Kentucky, LLC
 26-1259925
 (KY) BU 40508 100%

Caretenders VS of Ohio, LLC
 26-3706241
 (OH) BU 100%

Caretenders VNA of Ohio, LLC
 27-3756374
 (OH) BU 100%

Caretenders VS of Western KY, LLC
 26-1258938
 (KY) BU 100%

Mederi Caretenders VS of Broward, LLC
 26-1264504
 (FL) BU 100%

NP Services of NC, LLC
 82-3026260
 (NC) BU 100%

Long Term Solutions, Inc.
 04-3485196
 (MA) BU 100%

AFAM Holding Co IV, LLC (4)
 92-2908587
 (OK) BU 80%

Almost Family ACO Services of Kentucky, LLC
 61-1166649
 (KY) BU 100%

Almost Family PC of West Palm, LLC
 26-1263982
 (FL) BU 40510 100%

Caretenders Visiting Services of District 7, LLC
 30-0425714
 (KY) BU 100%

Caretenders Visiting Services of Southern Illinois, LLC
 20-5826553
 (IL) BU 100%

Caretenders of Jacksonville, LLC
 20-5890994
 (FL) BU 100%

IN Homecare Network North, LLC
 46-3020499
 (IN) BU 100%

Caretenders VS of Boston, LLC
 26-1258759
 (MA) BU 100%

HHA of Wisconsin, LLC
 37-1826396
 (WI) BU 100%

Mederi Caretenders VS of SE FL, LLC
 26-1264234
 (FL) BU 100%

NP Services of OH, LLC
 82-4255048
 (OH) BU 100%

LTS At Home, LLC
 85-1275334
 (DE) BU 100%

Clinton Home Health & Hospice LLC
 45-4406745
 (OK) BU 100%

AFAM Holding Co V, LLC (4)
 93-2670946
 (DE) BU 80%

BHC Services, Inc.
 06-1137222
 (NY) BU 80%

Caretenders Visiting Services of Gainesville, LLC
 30-0425715
 (FL) BU 100%

Almost Family PC of Ft. Lauderdale, LLC
 26-1260724
 (FL) BU 40507 100%

Caretenders Visiting Services of St. Augustine, LLC
 20-2910357
 (FL) BU 100%

Caretenders Visiting Services of Ocala, LLC
 20-4522444
 (FL) BU 100%

Caretenders VS of Central KY, LLC
 26-1259391
 (KY) BU 100%

Home Health of Jefferson Co, LLC
 38-4003190
 (KY) BU 60%

Mederi Caretenders VS of SW FL, LLC
 26-1264384
 (FL) BU 100%

Princeton Home Health, LLC
 20-5081107
 (AL) BU 100%

Cambridge Home Health Care Holdings, Inc.
 20-0591577
 (DE) BU 100%

Woodward Home Care Services LLC
 26-3375945
 (DE) BU 100%

El Dorado Home Care Services, LLC
 26-4626302
 (DE) BU 100%

Caretenders of Cleveland, Inc.
 61-1306845
 (KY) BU 100%

Caretenders Visiting Services of Hernando County, LLC
 20-5826497
 (FL) BU 100%

Almost Family ACO Services of South Florida, LLC
 46-5765971
 (FL) BU 100%

Caretenders Visiting Services of St. Louis, LLC
 20-5826598
 (MO) BU 100%

Caretenders VS of Lincoln Trail, LLC
 26-3632764
 (KY) BU 100%

Caretenders VS of Louisville, LLC
 26-1264112
 (KY) BU 100%

Mederi Caretenders VS of Tampa, LLC
 26-1248096
 (FL) BU 100%

Cambridge Home Health Care, Inc.
 34-1772291
 (OH) BU 100%

Ponca City Home Care Services LLC
 20-4345976
 (OK) BU 100%

Springdale Home Care Services, LLC
 26-3389049
 (DE) BU 100%

Caretenders of Columbus, Inc.
 61-1302995
 (KY) BU 100%

Caretenders Visiting Services of Kentuckiana, LLC
 20-3021812
 (KY) BU 100%

Caretenders Visiting Services Employment Company, Inc.
 61-1326749
 (KY) BU 100%

Illinois Home Care Holdings, LLC
 32-0505528
 (DE) BU 80%

IN HomeCare Network Central, LLC
 46-3029953
 (IN) BU 100%

Mederi Private Care, LLC
 83-4371904
 (FL) BU 100%

Cambridge Home Health Care, Inc./ Private
 34-1772292
 (OH) BU 100%

SCHEDULE Y – INFORMATION CONCERNING ACTIVITIES OF INSURER MEMBERS OF A HOLDING COMPANY GROUP
PART 1 – ORGANIZATIONAL CHART

UnitedHealth Group Incorporated
 (DE) 41-1321939

Continued from Previous Page

Continued on Next Page

LHC Group, Inc.
 71-0918189
 (DE) BU 42060 100%

Almost Family, Inc.
 06-1153720
 (DE) BU 100%

National Health Industries, Inc.
 61-0997496
 (KY) BU 90%

Black Stone Operations, LLC
 90-1028083
 (OH) BU 100%

OMNI Home Health Holdings, Inc.
 45-2638400
 (DE) BU 100%

Black Stone of Northeast Ohio, LLC
 47-2166181
 (OH) BU 100%

Blackstone Group, LLC
 20-1902460
 (OH) BU 100%

Black Stone of Cincinnati, LLC
 27-4109221
 (OH) BU 100%

Blackstone Health Care, LLC
 31-1462432
 (OH) BU 100%

Black Stone of Dayton, LLC
 27-4109305
 (OH) BU 100%

OMNI Home Health Services, LLC
 26-2010556
 (DE) BU 100%

Black Stone of Northwest Ohio, LLC
 90-1020734
 (OH) BU 100%

Black Stone of Central Ohio, LLC
 27-1746397
 (OH) BU 100%

Assisted Care by Black Stone of Cincinnati, LLC
 27-4109484
 (OH) BU 100%

Home Health Care by Black Stone of Cincinnati, LLC
 27-4109403
 (OH) BU 100%

Advanced Geriatric Education & Consulting, LLC
 26-1666243
 (OH) BU 100%

Assisted Care by Black Stone of Dayton, LLC
 27-4109638
 (OH) BU 100%

OMNI Home Health- District 4, LLC
 20-1657488
 (FL) BU 100%

Home Health Agency- Central Pennsylvania, LLC
 20-1497787
 (FL) BU 100%

Home Health Agency- Collier, LLC
 20-0832146
 (FL) BU 100%

Home Health Agency- Hillsborough, LLC
 59-3757325
 (FL) BU 100%

OMNI Home Health- Jacksonville, LLC
 59-3754764
 (FL) BU 100%

Assisted Care by Black Stone of Northwest Ohio, LLC
 47-3253280
 (OH) BU 100%

Assisted Care by Black Stone of Central Ohio, LLC
 27-1755138
 (OH) BU 100%

Care Advisors by Black Stone, LLC
 27-0564326
 (OH) BU 100%

S&B Health Care, LLC
 31-1487353
 (OH) BU 100%

Home Health Care by Black Stone of Dayton, LLC
 27-4109553
 (OH) BU 100%

OMNI Home Health- Hernando, LLC
 59-3741300
 (FL) BU 100%

Home Health Agency- Indiana, LLC
 20-1408322
 (FL) BU 100%

Home Health Agency- Pinellas, LLC
 59-3757320
 (FL) BU 100%

OMNI Health Management, LLC
 04-3630085
 (FL) BU 100%

OMNI Home Health- District 2, LLC
 20-0527566
 (FL) BU 100%

Home Health Care by Black Stone of Northwest Ohio, LLC
 34-1708719
 (OH) BU 100%

Home Health Care by Black Stone of Central Ohio, LLC
 27-1755342
 (OH) BU 100%

SCHEDULE Y – INFORMATION CONCERNING ACTIVITIES OF INSURER MEMBERS OF A HOLDING COMPANY GROUP
PART 1 – ORGANIZATIONAL CHART

UnitedHealth Group Incorporated
 (DE) 41-1321939

Continued from Previous Page

Continued on Next Page

LHC Group, Inc.
 71-0918189
 (DE) BU 42060 100%

Almost Family, Inc.
 06-1153720
 (DE) BU 100%

National Health Industries, Inc.
 61-0997496
 (KY) BU 90%

BRACOR, Inc.
 16-1270177
 (NY) BU 41031 100%

AFAM Holding Co, LLC (4)
 83-3778238
 (DE) BU 80%

AFAM Holding Co VI, LLC (4)
 99-1645529
 (NC) BU 80%

Patient's Choice Homecare, LLC
 55-0832250
 (CT) BU 100%

Connecticut Home Health Care, Incorporated
 06-1254084
 (CT) BU 100%

Scranton Quincy Home Care Services LLC
 38-3857848
 (DE) BU 100%

Helena Home Care Services LLC
 26-3384769
 (DE) BU 100%

Brevard HMA Home Health LLC
 27-3142265
 (FL) BU 100%

Brevard HMA Hospice LLC
 27-3142339
 (FL) BU 100%

Galesburg Home Care LLC
 20-4828017
 (DE) BU 99%

Crossroads Home Care Services, LLC
 26-3376835
 (DE) BU 99%

Tomball Texas Home Care Services, LLC
 45-2856177
 (DE) BU 99%

Youngstown Home Care Services LLC
 27-5284765
 (DE) BU 100%

Mooresville Home Care Services, LLC
 36-4794488
 (DE) BU 100%

Western Region Health Corporation
 16-1365147
 (NY) BU 100%

Willcare, Inc.
 16-1202250
 (NY) BU 100%

Wilkes-Barre Home Care Services LLC
 26-3594822
 (DE) BU 100%

Oklahoma City Home Care Services LLC
 26-3388890
 (DE) BU 100%

Fort Payne Home Care LLC
 20-4408510
 (AL) BU 100%

Fort Smith HMA Home Health, LLC
 27-1014059
 (AR) BU 100%

Louisa Home Care Services LLC
 26-3385143
 (DE) BU 100%

Granite City Home Care Services LLC
 26-3376889
 (DE) BU 99%

Waukegan Hospice LLC
 20-4885028
 (DE) BU 99%

York Home Care Services LLC
 30-0708462
 (DE) BU 100%

AFAM Holding Co VII, LLC (4)
 99-4147356
 (DE) BU 80%

Litson Certified Care, Inc.
 13-3792263
 (NY) BU 100%

Litson Health Care, Inc.
 14-1630316
 (NY) BU 100%

Wichita Falls Texas Home Care, LLC
 20-5280925
 (TX) BU 100%

Jourdanton Home Care Services, LLC
 26-3388719
 (DE) BU 100%

Red Bud Home Care Services, LLC
 26-3385035
 (DE) BU 99%

Sharon Home Care Services LLC
 37-1745728
 (DE) BU 100%

Northampton Home Care LLC
 26-1266166
 (DE) BU 100%

West Grove Home Care, LLC
 26-1266308
 (DE) BU 100%

AFAM Holding Co VIII, LLC (4)
 99-4712866
 (DE) BU 80%

Pottstown Home Care Services, LLC
 26-3385581
 (DE) BU 100%

Spokane Home Care Services LLC
 27-3788721
 (DE) BU 100%

Lakeland Home Care Services LLC
 27-3073250
 (DE) BU 100%

15.16

SCHEDULE Y – INFORMATION CONCERNING ACTIVITIES OF INSURER MEMBERS OF A HOLDING COMPANY GROUP
PART 1 – ORGANIZATIONAL CHART

UnitedHealth Group Incorporated
 (DE) 41-1321939

Continued from Previous Page

Continued on Next Page

LHC Group, Inc.
 71-0918189
 (DE) BU 42060 100%

Almost Family, Inc.
 06-1153720
 (DE) BU -----100%

National Health Industries, Inc.
 61-0997496
 (KY) BU -----90%

OMNI Home Health Holdings, Inc.
 45-2638400
 (DE) BU -----100%

SunCrest Healthcare, Inc.
 20-3701127
 (GA) BU -----100%

SunCrest Companion Services, LLC
 26-3549012
 (TN) BU -----100%

Almost Family ACO Services of Tennessee, LLC
 47-0979130
 (TN) BU -----100%

BGR Acquisition, LLC
 51-0606314
 (FL) BU -----100%

SunCrest Home Health of MO, Inc.
 27-0678903
 (MO) BU -----100%

SunCrest Healthcare of Middle TN, LLC
 71-1017674
 (TN) BU -----100%

SunCrest Home Health - Southside, LLC
 45-2283548
 (GA) BU -----60%

SunCrest LBL Holdings, Inc.
 27-3742739
 (TN) BU -----100%

SunCrest Healthcare of West Tennessee, LLC
 37-1550880
 (TN) BU -----100%

SunCrest Outpatient Rehab Services of TN, LLC
 27-0311512
 (TN) BU -----100%

SunCrest Home Health of Nashville, Inc.
 27-2258905
 (TN) BU -----100%

SunCrest Telehealth Services, Inc.
 27-4199760
 (TN) BU -----100%

Trigg County Home Health, Inc.
 26-3539405
 (KY) BU -----100%

SunCrest Home Health of Tampa, LLC
 27-3742788
 (FL) BU -----100%

15.17

SCHEDULE Y – INFORMATION CONCERNING ACTIVITIES OF INSURER MEMBERS OF A HOLDING COMPANY GROUP
PART 1 – ORGANIZATIONAL CHART

UnitedHealth Group Incorporated
 (DE) 41-1321939

Continued from Previous Page

Continued on Next Page

Amedisys, Inc.
 11-3131700
 (DE) BU 44623 100%

Amedisys PAC, LLC
 26-0446727
 (LA) BU 100%

Amedisys Holding, L.L.C.
 36-4576454
 (LA) BU 100%

AccuMed Home Health of Georgia, L.L.C.
 52-2363705
 (GA) BU 100%

Adventa Hospice, L.L.C.
 02-0674282
 (FL) BU 100%

Amedisys Alabama, L.L.C.
 36-4751522
 (AL) BU 100%

Amedisys Arizona, L.L.C.
 20-5611419
 (AZ) BU 100%

Amedisys Illinois, L.L.C.
 20-8349848
 (IL) BU 100%

Amedisys Ba, LLC
 45-1646852
 (DE) BU 100%

Amedisys Delaware, L.L.C.
 26-1367795
 (DE) BU 100%

Amedisys District of Columbia, LLC
 20-1032641
 (DC) BU 100%

Amedisys Florida, L.L.C.
 59-3678437
 (FL) BU 100%

Amedisys Georgia, L.L.C.
 72-1428476
 (GA) BU 100%

Amedisys Maine, P.L.L.C.
 26-1477601
 (ME) BU 100%

Amedisys Home Health of Maryland, LLC
 99-4782413
 (MD) BU 100%

Amedisys Home Health of Nebraska, L.L.C.
 86-2827212
 (NE) BU 100%

Amedisys Home Health of South Carolina, L.L.C.
 57-1119857
 (SC) BU 100%

Amedisys Home Health of Virginia, L.L.C.
 62-1818333
 (VA) BU 100%

Amedisys Idaho, L.L.C.
 26-0458719
 (ID) BU 100%

Amedisys North Carolina, L.L.C.
 72-1428474
 (NC) BU 100%

Beacon Hospice, L.L.C.
 20-1916796
 (DE) BU 100%

Amedisys Indiana, L.L.C.
 20-8718537
 (IN) BU 100%

Amedisys Kansas, L.L.C.
 20-8307808
 (KS) BU 100%

Amedisys LA Acquisitions, L.L.C.
 91-2197557
 (LA) BU 100%

Amedisys Louisiana, L.L.C.
 72-1429887
 (LA) BU 100%

Amedisys Personal Care, L.L.C.
 37-1750018
 (DE) BU 100%

Amedisys Missouri, L.L.C.
 20-3333939
 (MO) BU 100%

Amedisys Nebraska, L.L.C.
 30-1263673
 (NE) BU 100%

Amedisys New Hampshire, L.L.C.
 26-0590826
 (NH) BU 100%

Amedisys Home Health of Virginia Sub 1, L.L.C.
 39-4585914
 (VA) BU 100%

Amedisys New Jersey, L.L.C.
 27-0797096
 (NJ) BU 100%

Amedisys Texas, L.L.C.
 04-35296203
 (TX) BU 100%

Amedisys Northwest, L.L.C.
 58-2567724
 (GA) BU 100%

Amedisys Ohio, L.L.C.
 20-5509220
 (OH) BU 100%

Amedisys Oklahoma, L.L.C.
 62-1752120
 (OK) BU 100%

Amedisys Oregon, L.L.C.
 26-0528775
 (OR) BU 100%

Amedisys Pennsylvania, L.L.C.
 20-8619703
 (PA) BU 100%

Amedisys Washington, L.L.C.
 26-0557106
 (WA) BU 100%

Amedisys Rhode Island, L.L.C.
 26-1828505
 (RI) BU 100%

Amedisys SC, L.L.C.
 20-1968800
 (SC) BU 100%

Wentworth Homecare and Hospice, LLC (3)
 03-0443397
 (NH) BU 50%

Amedisys Home Health of Virginia Sub 2, L.L.C.
 39-4565246
 (VA) BU 100%

Amedisys Sp-OH, L.L.C.
 20-3217688
 (OH) BU 100%

UMC Home Health and Hospice, An Amedisys Partner, L.L.C.(3)
 85-0633484
 (TX) BU 50%

Morgantown Hospice, LLC
 38-3913146
 (DE) BU 100%

Marietta Home Health and Hospice, L.L.C.(3)
 26-1480799
 (OH) BU 50%

Amedisys Wisconsin, L.L.C.
 26-1457534
 (WI) BU 100%

Comprehensive Home Healthcare Services, L.L.C.
 62-1151058
 (TN) BU 100%

Amedisys Virginia, L.L.C.
 27-1822539
 (VA) BU 100%

Tri-Cities Home Health, LLC (3)
 45-0506431
 (DE) BU 50%

Home Health of Alexandria, L.L.C.
 72-12205546
 (LA) BU 100%

Georgetown Hospital Home Health, LLC (3)
 36-4758427
 (DE) BU 70%

Beaufort Home Health Partners, L.L.C. (3)
 86-2698284
 (DE) BU 70%

Home Health Partnership Operating Company, L.L.C.
 85-0667073
 (TX) BU 100%

Hospice Partnership Operating Company, L.L.C.
 85-0683297
 (TX) BU 100%

Horizons Hospice Care, L.L.C.
 20-1071691
 (AL) BU 100%

Nine Palms 1, L.L.C.
 74-3010642
 (VA) BU 100%

15.18

SCHEDULE Y – INFORMATION CONCERNING ACTIVITIES OF INSURER MEMBERS OF A HOLDING COMPANY GROUP
PART 1 – ORGANIZATIONAL CHART

UnitedHealth Group Incorporated
 (DE) 41-1321939

Continued from Previous Page

Continued on Next Page

Amedisys, Inc.
 11-3131700

(DE) BU 44623 100%

Amedisys Holding, L.L.C.
 36-4576454

(LA) BU 100%

Amedisys Hospice, L.L.C.
 27-0078073

(LA) BU 100%

15.19

Homecare Preferred Choice, Inc.
 62-1702864
 (DE) BU 100%

Avenir Ventures, L.L.C.
 27-1689002
 (LA) BU 100%

Compassionate Care Hospice of Central Florida, Inc.
 26-3668452
 (FL) BU 100%

Compassionate Care Hospice of Lake and Sumter, Inc.
 45-5280770
 (FL) BU 100%

Compassionate Care Hospice of Miami Dade and the Florida Keys, Inc.
 27-1062621
 (FL) BU 100%

Compassionate Care Hospice Group, Inc.
 90-0080458
 (FL) BU 100%

Hospice Preferred Choice, Inc.
 71-0761314
 (DE) BU 100%

Hospice of Eastern Carolina, Inc.
 56-1951841
 (NC) BU 100%

Compassionate Care Hospice of Bryan Texas, LLC
 27-2895644
 (TX) BU 100%

Compassionate Care Hospice of Central Georgia, LLC
 27-2596825
 (GA) BU 100%

Compassionate Care Hospice of Central Louisiana, LLC
 27-2894481
 (LA) BU 100%

Compassionate Care Hospice of Central Texas, LLC
 27-3195141
 (TX) BU 100%

Compassionate Care Hospice of Clifton, LLC
 22-3345884
 (NJ) BU 100%

Compassionate Care Hospice of Delaware, LLC
 23-2755148
 (DE) BU 100%

Compassionate Care Hospice of Gwynedd, Inc.
 23-2794896
 (PA) BU 100%

Compassionate Care Hospice of Houston, LLC
 03-0453874
 (TX) BU 100%

Compassionate Care Hospice of Illinois, LLC
 26-2591754
 (IL) BU 100%

AseraCare Hospice – Demopolis, LLC
 20-1187474
 (DE) BU 100%

AseraCare Hospice – Hamilton, LLC
 20-1187948
 (DE) BU 100%

AseraCare Hospice – Jackson, LLC
 20-1187986
 (DE) BU 100%

Compassionate Care Hospice of Kansas City, LLC
 26-2816703
 (KS) BU 100%

Compassionate Care Hospice of Marlton, LLC
 22-3329276
 (NJ) BU 100%

Compassionate Care Hospice of Massachusetts, LLC
 26-0268927
 (MA) BU 100%

Compassionate Care Hospice of Michigan, LLC
 26-2591799
 (MI) BU 100%

Compassionate Care Hospice of Minnesota, LLC
 20-5904753
 (MN) BU 100%

Compassionate Care Hospice of New Hampshire, LLC
 27-2628612
 (NH) BU 100%

Compassionate Care Hospice of North Texas, LLC
 27-1623197
 (TX) BU 100%

Compassionate Care Hospice of Northern Georgia, LLC
 27-3195081
 (GA) BU 100%

Compassionate Care Hospice of Northern New Jersey, LLC
 20-3106714
 (NJ) BU 100%

AseraCare Hospice – Monroeville, LLC
 20-1188030
 (DE) BU 100%

AseraCare Hospice – New Horizons, LLC
 20-1188150
 (DE) BU 100%

AseraCare Hospice – Russellville, LLC
 20-1188073
 (DE) BU 100%

Compassionate Care Hospice of Northwestern Pennsylvania, LLC
 13-4290385
 (PA) BU 100%

Compassionate Care Hospice of Ohio, LLC
 27-3351959
 (OH) BU 100%

Compassionate Care Hospice of Pittsburgh, LLC
 27-2385415
 (PA) BU 100%

Compassionate Care Hospice of Savannah, LLC
 Xx-xxxxxx
 (GA) BU 100%

Compassionate Care Hospice of South Carolina, LLC
 27-2052580
 (SC) BU 100%

Compassionate Care Hospice of Southeastern Massachusetts, LLC
 27-0704484
 (MA) BU 100%

Compassionate Care Hospice of Southeastern Texas, LLC
 26-2816779
 (TX) BU 100%

Compassionate Care Hospice of Southern Mississippi, LLC
 27-4259128
 (MS) BU 100%

Compassionate Care Hospice of the Chesapeake Bay, LLC
 27-1765719
 (VA) BU 100%

AseraCare Hospice – Senatobia, LLC
 20-1187538
 (DE) BU 100%

Compassionate Care Hospice of the Delmar Peninsula, LLC
 20-4504902
 (DE) BU 100%

Compassionate Care Hospice of the Midwest, LLC
 90-0128301
 (SD) BU 100%

Compassionate Care Hospice of Wisconsin, LLC
 26-3801240
 (WI) BU 100%

Compassionate Care Hospice, LLC
 23-2767007
 (PA) BU 100%

Pathways to Compassion, LLC
 80-0479616
 (NE) BU 100%

Pathways to Compassion, LLC
 26-3256716
 (NJ) BU 100%

SCHEDULE Y – INFORMATION CONCERNING ACTIVITIES OF INSURER MEMBERS OF A HOLDING COMPANY GROUP
PART 1 – ORGANIZATIONAL CHART

UnitedHealth Group Incorporated
 (DE) 41-1321939

Continued from Previous Page

Continued on Next Page

Amedisys, Inc.
 11-3131700

(DE) BU 44623 100%

Amedisys Holding, L.L.C.
 36-4576454

(LA) BU ----- 100%

Amedisys Hospice, L.L.C.
 27-0078073

(LA) BU ----- 100%

Amedisys TLC Acquisition, L.L.C.
 26-2040823

(LA) BU ---- 100%

TLC Holdings I, L.L.C.
 20-1042010

(DE) BU ----- 100%

TLC Health Care Services, L.L.C.
 20-1031840

(DE) BU ----- 100%

Infinity Home Care of Lakeland, LLC
 20-5782871

(FL) BU ---- 100%

Infinity Home Care of Ocala, LLC
 27-0380782

(FL) BU ---- 100%

Infinity Home Care of Port Charlotte, LLC
 20-5152080

(FL) BU ---- 100%

Infinity Home Care of District 9, LLC
 26-1520109

(FL) BU ---- 100%

Amedisys Health Care West, L.L.C.
 38-3923987

(DE) BU ----- 100%

Infinity Home Care, L.L.C.
 20-4540750

(FL) BU ----- 100%

Evolution Health, LLC
 37-1700695

(DE) BU ----- 100%

Guardian Healthcare Group, Inc.
 27-2687703

(DE) BU ---- 100%

Guardian Healthcare Holdings, Inc.
 20-5470661

(DE) BU ---- 100%

JLM Healthcare, Inc.
 83-0385819

(TX) BU ---- 100%

Albert Gallatin Home Care and Hospice Services, LLC
 20-1031909

(DE) BU ---- 100%

Tender Loving Care Health Care Services International, LLC
 20-1032031

(DE) BU ----- 100%

Tender Loving Care Health Care Services of Erie Niagara, LLC
 20-1522536

(NY) BU ----- 100%

Tender Loving Care Health Care Services of Georgia, LLC
 20-1032823

(DE) BU ----- 100%

Tender Loving Care Health Care Services of Nassau Suffolk, LLC
 20-1519257

(NY) BU ---- 100%

Infinity Home Care Acquisition Corp.
 45-3061457

(FL) BU ---- 100%

Infinity Home Care of Jacksonville, LLC
 27-0380961

(FL) BU ---- 100%

Guardian Health Care, Inc.
 75-1685521

(TX) BU ---- 100%

Care Connection of Cincinnati, LLC
 42-1560010

(OH) BU ---- 100%

Gem City Home Care, LLC
 31-172490

(OH) BU ----- 100%

Guardian Ohio NewCo, LLC
 61-1678861

(OH) BU ---- 100%

TKG, Inc.
 73-1621147

(OK) BU ----- 100%

Tender Loving Care Health Care Services of New England, LLC
 20-1033012

(DE) BU ----- 100%

Tender Loving Care Health Care Services Southeast, LLC
 20-1032665

(DE) BU ----- 100%

Tender Loving Care Health Care Services Western, LLC
 73-1709953

(DE) BU ----- 100%

Tucson Home Health, LLC
 30-0809819

(DE) BU ----- 100%

Hi-Tech Care, Inc.
 59-3584808

(FL) BU ----- 100%

Angel Watch Home Care, L.L.C.
 30-0226774

(FL) BU ---- 100%

Velita Smith Home Health, Inc.
 75-2500276

(TX) BU ---- 100%

Health Priority Home Care, Inc.
 76-0467249

(TX) BU ---- 100%

Oherbst, Inc.
 74-2784940

(TX) BU ----- 100%

S. Fisher & S. Thomas, Inc.
 75-2512658

(TX) BU ---- 100%

Agape Health Care Agency, LLC
 87-083724

(OH) BU ----- 100%

15.20

SCHEDULE Y – INFORMATION CONCERNING ACTIVITIES OF INSURER MEMBERS OF A HOLDING COMPANY GROUP
PART 1 – ORGANIZATIONAL CHART

UnitedHealth Group Incorporated
 (DE) 41-1321939

Continued from Previous Page

Continued on Next Page

Amedisys, Inc.
 11-3131700
 (DE) BU 44623 100%

Amedisys Holding, L.L.C.
 36-4576454
 (LA) BU 100%

Amedisys Hospice, L.L.C.
 27-0078073
 (LA) BU 100%

Contessa Health, Inc.
 81-0712898
 (DE) BU 100%

Texas Hospice Holdings, LLC
 47-1128347
 (DE) BU 100%

Contessa Health Management, LLC
 61-1792471
 (DE) BU 100%

Contessa Health Holding Company, LLC
 37-1826441
 (DE) BU 100%

Contessa Health of Tennessee, LLC
 82-4720610
 (TN) BU 100%

Contrado Claim, LLC
 61-1792156
 (DE) BU 100%

Hospice Holdings DFW, LLC
 47-2380653
 (TX) BU 100%

Missouri Hospice Holdings, LLC
 81-2948512
 (MO) BU 100%

Contessa Health of Florida, LLC
 34-2604371
 (DE) BU 100%

Dignity Home Recovery Care, LLC
 83-2832522
 (DE) BU 100%

Henry Ford Home Recovery Care, LLC (3)
 887-1165650
 (DE) BU 51%

Home Recovery Care, LLC (3)
 83-3642399
 (DE) BU 51%

Ohio Hospice Holdings, LLC
 32-0549633
 (DE) BU 100%

Pennsylvania Hospice Holdings, LLC
 47-4815657
 (PA) BU 100%

Memorial Hermann Home-Based Services, L.L.C. (3)
 88-3013575
 (DE) BU 50.1%

One Gustave L. Levy Place, LLC (3)
 37-1860554
 (DE) BU 51%

Personalized Recovery Care, LLC (3)
 81-3166271
 (DE) BU 51%

Penn State Health Home Recovery Care, LLC (3)
 87-3828291
 (DE) BU 51%

Asana Hospice Cleveland, L.L.C.
 82-4813543
 (DE) BU 100%

Hospice Holdings Harrisburg, LLC
 47-4673071
 (PA) BU 100%

WT Hospice Holdings, LLC
 47-4558331
 (PA) BU 100%

OGL Holdings, LLC
 87-1379590
 (NY) BU 100%

One Gustave L. Levy Place Independent Practice Association, LLC
 82-2646285
 (NY) BU 100%

Gundersen Hospital at Home, LLC (3)
 85-3837077
 (DE) BU 51%

Prisma Health Home Recovery Care, LLC (3)
 84-3029120
 (DE) BU 51%

Asana Palliative Cleveland, L.L.C.
 82-4832162
 (DE) BU 100%

Taylor Hospice Holdings, LLC
 82-2688550
 (PA) BU 100%

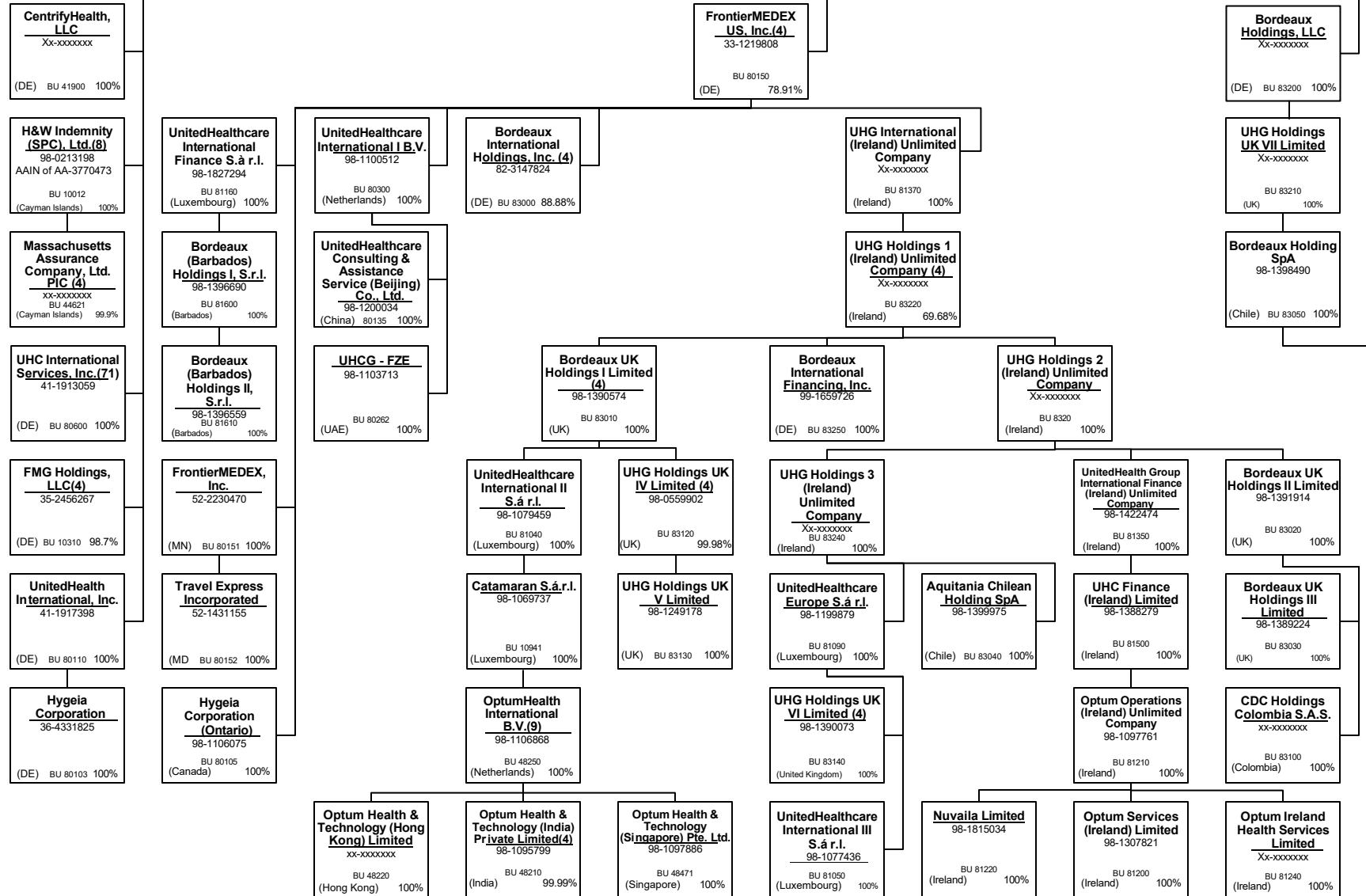
15.21

SCHEDULE Y – INFORMATION CONCERNING ACTIVITIES OF INSURER MEMBERS OF A HOLDING COMPANY GROUP
PART 1 – ORGANIZATIONAL CHART

UnitedHealth Group Incorporated
 (DE) 41-1321939

Continued from Previous Page

Continued on Next Page



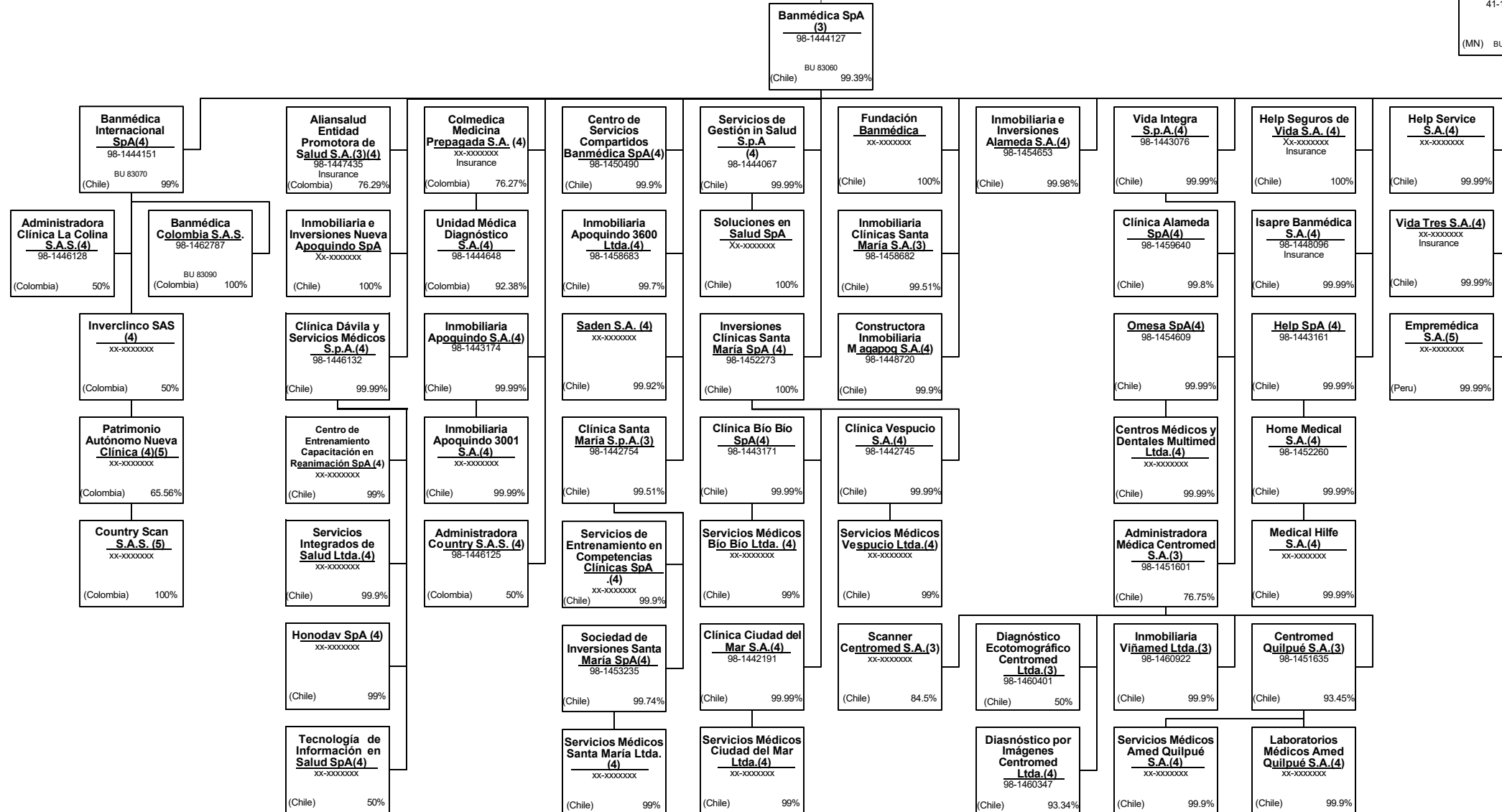
SCHEDULE Y – INFORMATION CONCERNING ACTIVITIES OF INSURER MEMBERS OF A HOLDING COMPANY GROUP
PART 1 – ORGANIZATIONAL CHART

UnitedHealth Group Incorporated
 (DE) 41-1321939

United HealthCare Services, Inc.
 41-1289245
 (MN) BU 20020 100%

Continued from Previous Page

Continued on Next Page



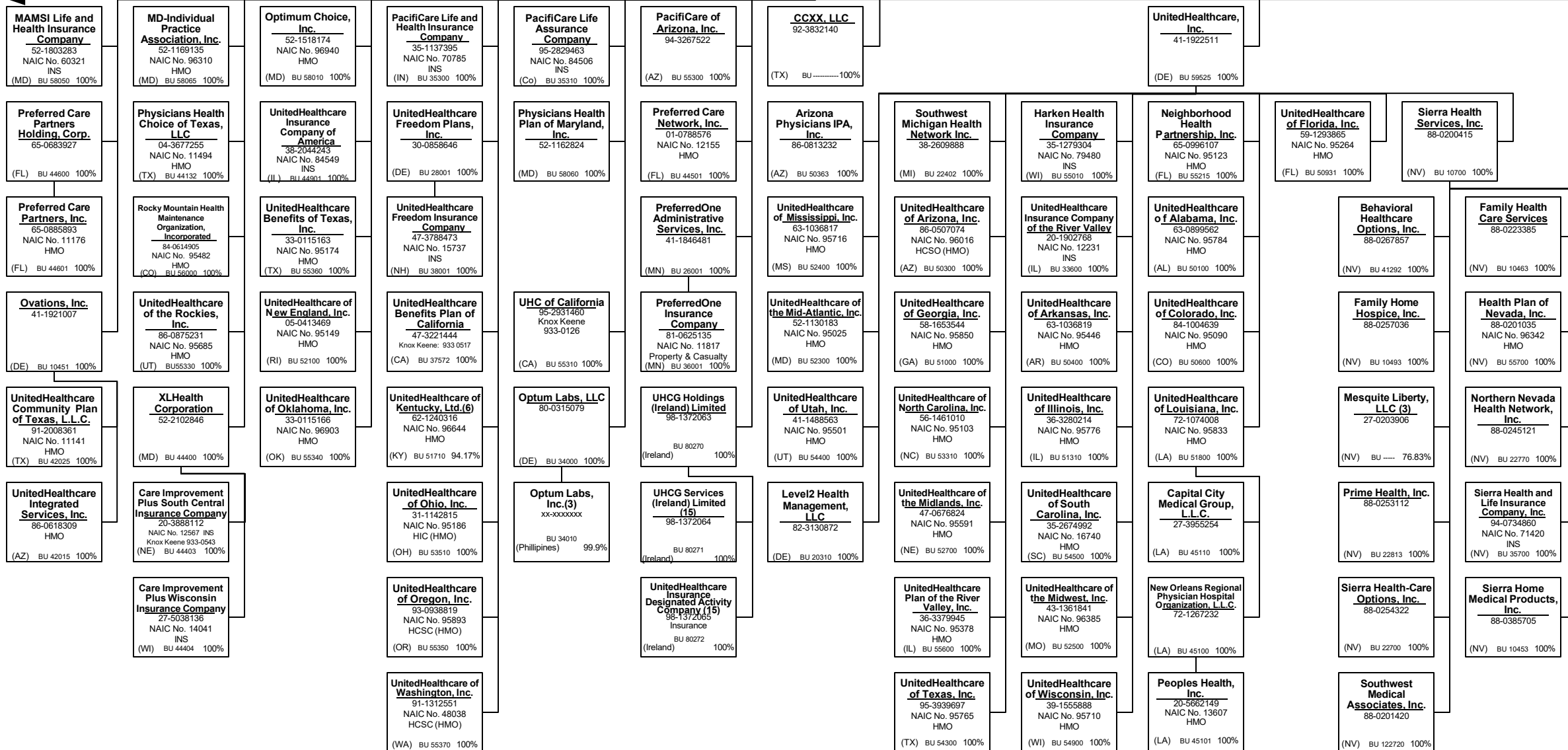
SCHEDULE Y – INFORMATION CONCERNING ACTIVITIES OF INSURER MEMBERS OF A HOLDING COMPANY GROUP
PART 1 – ORGANIZATIONAL CHART

United HealthCare Services, Inc.
(MN) 41-1289245 100%

Continued from Previous Page

Continued on Next Page

15.24



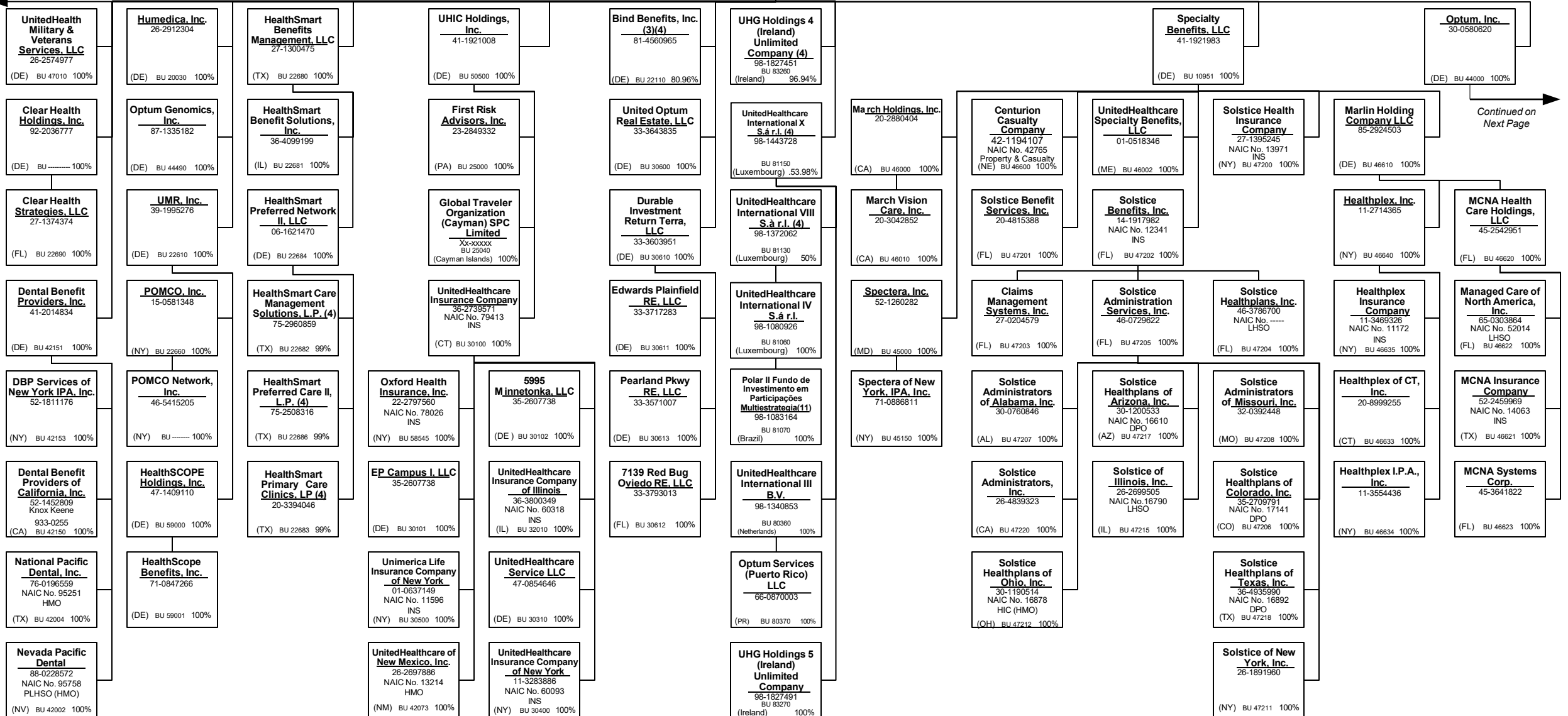
SCHEDULE Y – INFORMATION CONCERNING ACTIVITIES OF INSURER MEMBERS OF A HOLDING COMPANY GROUP
PART 1 – ORGANIZATIONAL CHART

United HealthCare Services, Inc.
 (MN) 41-1289245 100%

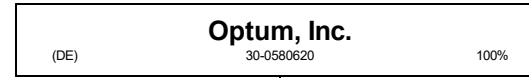
Continued from Previous Page

Continued on Next Page

15.25



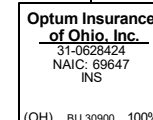














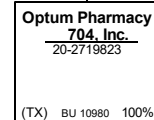

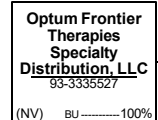

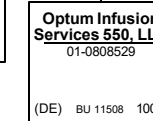


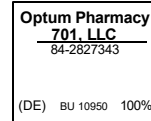

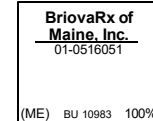

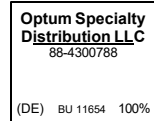

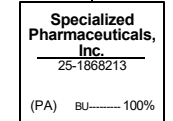

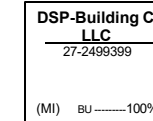

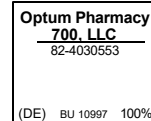


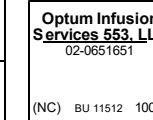



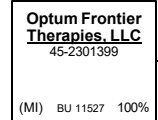



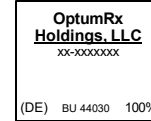




SCHEDULE Y – INFORMATION CONCERNING ACTIVITIES OF INSURER MEMBERS OF A HOLDING COMPANY GROUP
PART 1 – ORGANIZATIONAL CHART

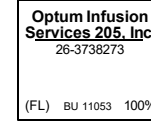









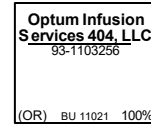

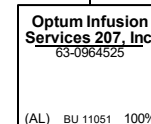



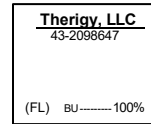








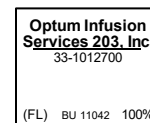
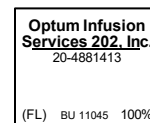




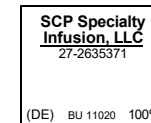

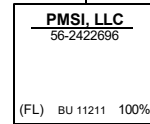

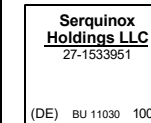
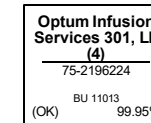




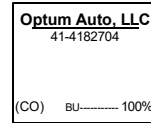






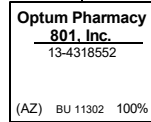


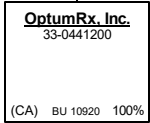
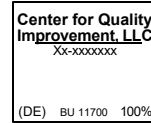


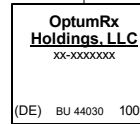
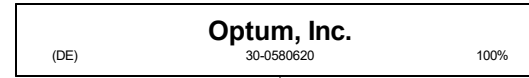


Continued from Previous Page

Continued on Next Page



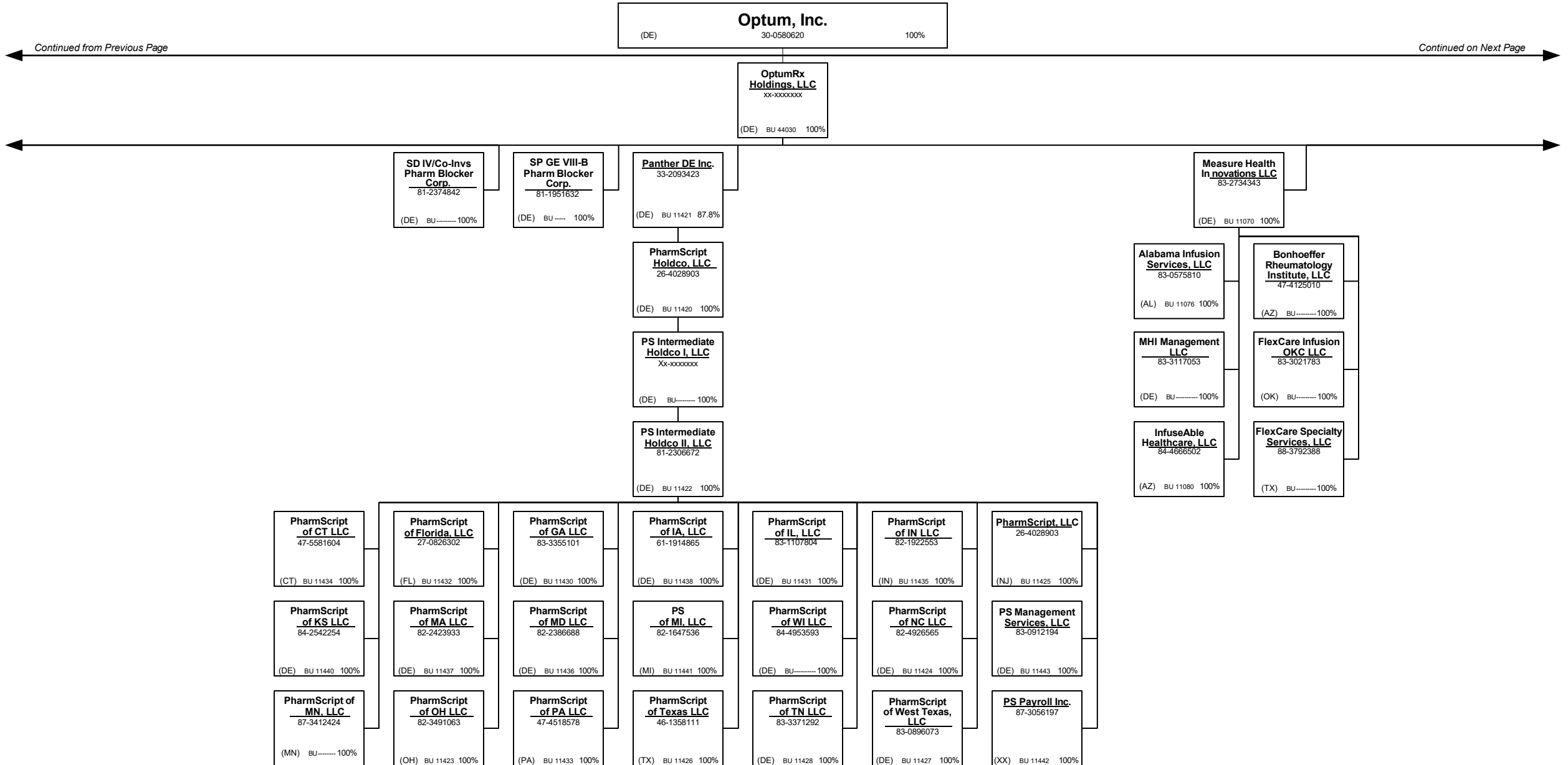
SCHEDULE Y – INFORMATION CONCERNING ACTIVITIES OF INSURER MEMBERS OF A HOLDING COMPANY GROUP
PART 1 – ORGANIZATIONAL CHART



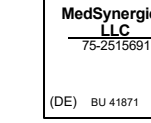



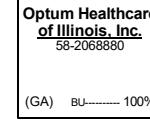






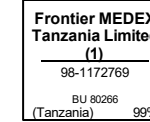

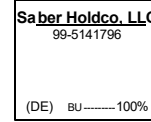







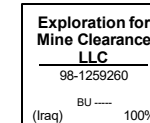



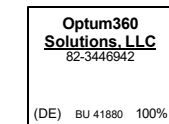







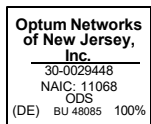
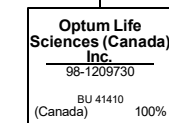
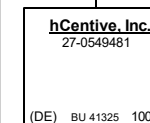
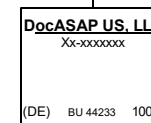

















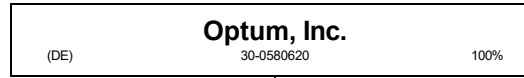
Continued from Previous Page

Continued on Next Page

SCHEDULE Y – INFORMATION CONCERNING ACTIVITIES OF INSURER MEMBERS OF A HOLDING COMPANY GROUP
PART 1 – ORGANIZATIONAL CHART



SCHEDULE Y – INFORMATION CONCERNING ACTIVITIES OF INSURER MEMBERS OF A HOLDING COMPANY GROUP
PART 1 – ORGANIZATIONAL CHART



15.29

Continued from Previous Page

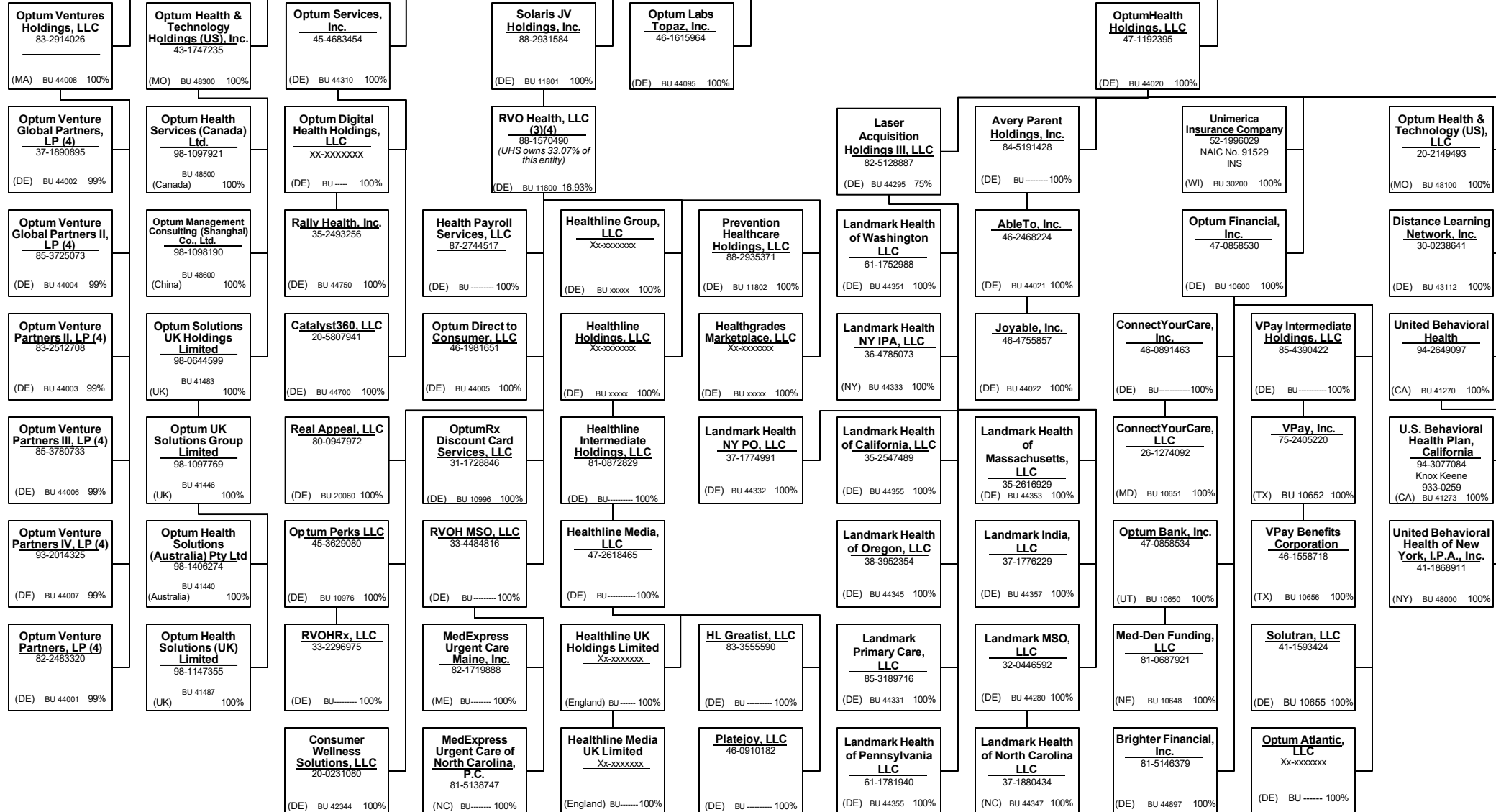
Continued on Next Page

SCHEDULE Y – INFORMATION CONCERNING ACTIVITIES OF INSURER MEMBERS OF A HOLDING COMPANY GROUP
PART 1 – ORGANIZATIONAL CHART

Optum, Inc.
 (DE) 30-0580620 100%

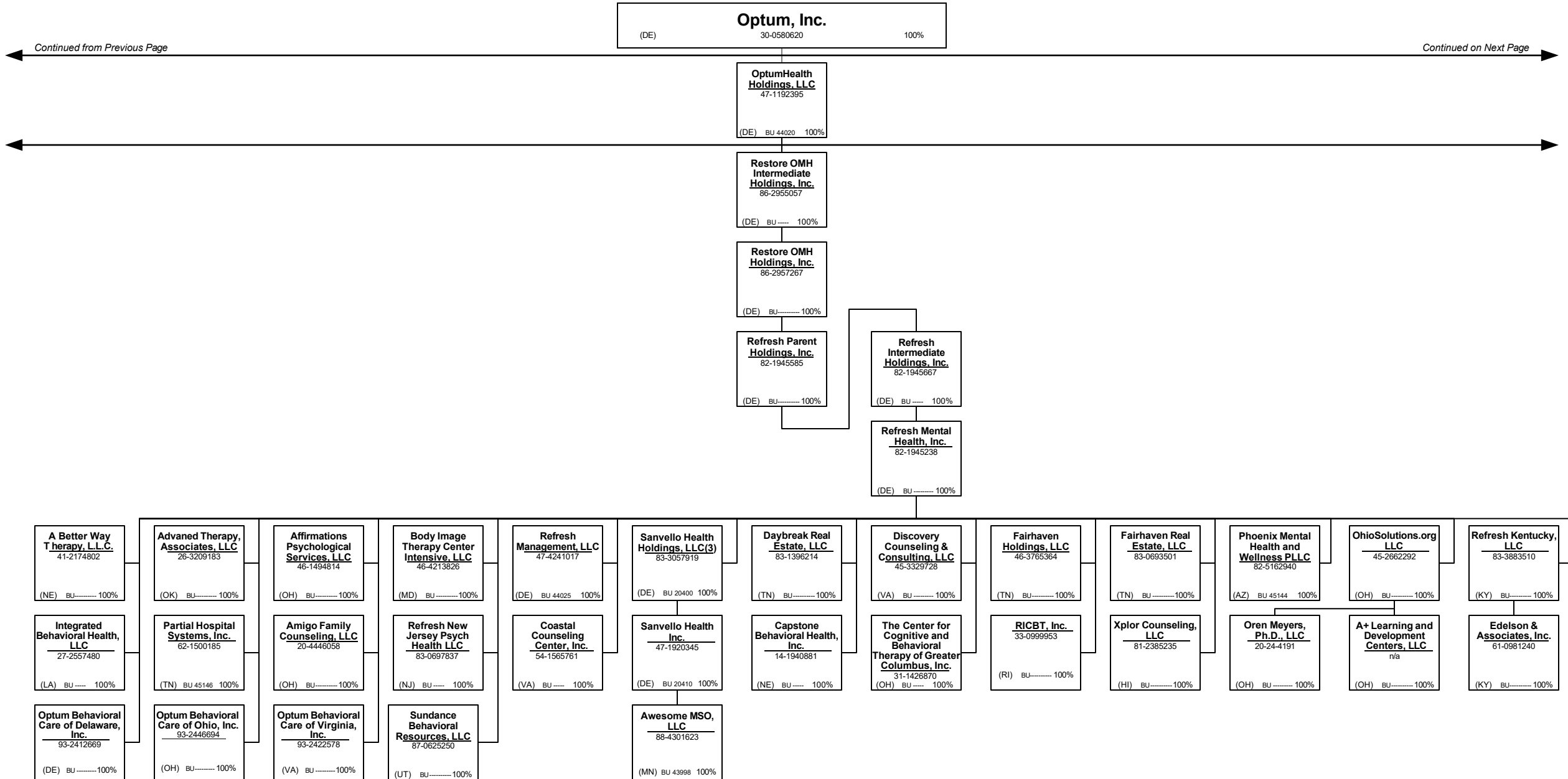
Continued from Previous Page

Continued on Next Page



15.30

SCHEDULE Y – INFORMATION CONCERNING ACTIVITIES OF INSURER MEMBERS OF A HOLDING COMPANY GROUP
PART 1 – ORGANIZATIONAL CHART



15.31

Continued from Previous Page

Continued on Next Page

SCHEDULE Y – INFORMATION CONCERNING ACTIVITIES OF INSURER MEMBERS OF A HOLDING COMPANY GROUP
PART 1 – ORGANIZATIONAL CHART

Optum, Inc.
 (DE) 30-0580620 100%

OptumHealth Holdings, LLC
 47-1192395
 (DE) BU 44020 100%

Collaborative Care Holdings, LLC
 27-2337616
 (DE) BU 44040 100%

Optum Aviator Investor, LLC
 30-02126127
 (DE) BU 10490 100%

Colonial Practice Management, LLC
 61-1870845
 (DE) BU----- 100%

AHN Target Holdings, LLC(3)
 35-2582899
 (DE) BU 44650 80.1%

Aveta Inc.
 20-4057813
 (DE) BU 49000 100%

Unity Health Network, LLC
 27-0815205
 (DE) BU 44680 100%

Optum Growth Partners, LLC
 84-3719654
 (DE) BU 44450 100%

Crystal Run Healthcare ACO, LLC
 45-2821606
 (NY) BU 42778 100%

American Health Network of Ohio II, LLC
 31-1424956
 (OH) BU ---- 100%

AHN Central Services, LLC
 35-2109566
 (IN) BU 44653 100%

NAMM Holdings, Inc.
 20-3236839
 (DE) BU 49010 100%

Premiere Medical Resources, LLC
 20-1499748
 (DE) BU 44681 100%

Prospero Management Services, LLC
 83-4217561
 (DE) BU 44051 100%

Crystal Run Transformation Services, LLC
 46-0892530
 (NY) BU 42775 100%

American Health Network of Ohio Care Organization, LLC(1)
 45-4132160
 (OH) BU 44652 100%

Optum Care Network of Indiana, LLC
 45-4770582
 (IN) BU 44651 100%

North American Medical Management California, Inc.
 33-0673955
 (TN) BU 49040 100%

PrimeCare Medical Network, Inc.
 33-0607478
 Knox Keene
 933-0367
 (CA) BU 49050 100%

Southern California Physicians Managed Care Services, LLC
 93-1218913
 (CA) BU 44094 100%

American Health Network of Kentucky, LLC
 85-2849994
 (KY) BU----- 100%

Indiana Care Organization, LLC
 45-4132005
 (IN) BU----- 100%

MD Ops, Inc.
 42-1741594
 (CA) BU 49041 100%

PrimeCare of Inland Valley, Inc.
 33-0674408
 (CA) BU 49056 100%

Premier Choice ACO, Inc.
 75-3265059
 (CA) BU 49052 100%

PrimeCare of Citrus Valley, Inc.
 87-0757397
 (CA) BU 49065 80%

PrimeCare of Corona, Inc.
 33-0674407
 (CA) BU 49054 100%

Optum East ACO, LLC
 83-2298550
 (AR) BU 41042 100%

Damon Dialysis (3)
 45-2678686
 (DE) BU ---- 45%

American Health Network of Ohio, LLC
 31-1424957
 (OH) BU 44655 100%

PrimeCare of Hemet Valley, Inc.
 33-0674401
 (CA) BU 49055 100%

PrimeCare of Sun City, Inc.
 33-0698439
 (CA) BU 49062 100%

PrimeCare of Moreno Valley, Inc.
 33-0674402
 (CA) BU 49057 100%

PrimeCare of Redlands, Inc.
 33-0674400
 (CA) BU 49058 100%

American Health Network of Indiana II, LLC
 35-1930805
 (IN) BU----- 100%

PrimeCare of Riverside, Inc.
 33-0674404
 (CA) BU 49060 100%

PrimeCare of San Bernardino, Inc.
 14-1915328
 (CA) BU 49061 100%

PrimeCare of Temecula, Inc.
 33-0674409
 (CA) BU 49063 100%

Valley Physicians Network, Inc.
 87-0757396
 (CA) BU 49064 100%

15.32

Continued from Previous Page

Continued on Next Page

SCHEDULE Y – INFORMATION CONCERNING ACTIVITIES OF INSURER MEMBERS OF A HOLDING COMPANY GROUP
PART 1 – ORGANIZATIONAL CHART

Optum, Inc.
 (DE) 30-0580620 100%

OptumHealth Holdings, LLC
 47-1192395
 (DE) BU 44020 100%

Collaborative Care Holdings, LLC
 27-2337616
 (DE) BU 44040 100%

Holston MSO, LLC
 39-3949291
 (DE) BU 41040 100%

WellMed Medical Management, Inc. (3)
 74-2786364
 (TX) BU 44110 94%

OptumCare Holdings, LLC(1)
 56-2592163
 (CA) BU 42600 100%

The Polyclinic MSO, LLC
 83-1192367
 (DE) BU 41950 100%

Collaborative Care Services, Inc.
 27-2337487
 (DE) BU 44070 100%

ProHEALTH Medical Management, LLC
 47-1049961
 (DE) BU 49080 100%

Accountable Physician Services, LLC
 46-3525753
 (TN) BU-----100%

Comfort Care Transportation, LLC
 11-3647007
 (TX) BU 44112 100%

USMD Affiliated Services
 27-2956222
 (TX) BU 44380 100%

WellMed Medical Management of Florida, Inc.
 74-2797745
 (FL) BU 44111 100%

OptumCare Clinical Trials, LLC
 47-1422141
 (DE) BU 42603 100%

HealthCare Partners RE, LLC
 81-1080535
 (DE) BU 42602 100%

OptumCare Management, LLC
 95-4509662
 (CA) BU 42610 100%

Optum Health Plan of California
 46-2385459
 Knox Keene Restricted
 933-0498
 (DE) BU 42601 100%

First Hill Surgery Center, LLC (3)
 47-2066485
 (WA) BU 41955 55%

Optum Select Management, Inc.
 99-0801979
 (DE) BU-----100%

Riverside Medical Management, LLC
 32-0500242
 (DE) BU 49083 100%

OnePartner Health Solutions, LLC
 82-1503516
 (TN) BU 41043 100%

Impel Management Services, L.L.C.
 75-2574317
 (TX) BU 44360 100%

Medical Clinic of North Texas PLLC
 75-2566987
 (TX) BU 44381 100%

OptumCare Florida, LLC
 87-0408859
 (DE) BU 42710 100%

HealthCare Partners ASC-LB, LLC(4)
 95-4628842
 (CA) BU 42613 99%

HCP ACO California, LLC
 45-3007213
 (CA) BU 42614 100%

Excel MSO, LLC
 77-0560460
 (CA) BU 44276 100%

OptumCare Colorado, LLC
 47-2196783
 (CO) BU 42680 100%

Jordan Ridge Family Medicine, LLC
 68-0624157
 (DE) BU 44078 100%

ProHealth Proton Center Management, LLC
 32-0455430
 (DE) BU 40982 100%

OnePartner, LLC
 26-0575097
 (TN) BU 41044 100%

HCAT Acquisition Inc.
 81-2378903
 (DE) BU-----100%

Healthcare Associates of Irving PLLC
 75-2674367
 (TX) BU 44117 100%

OptumCare Florida CI, LLC
 82-2227280
 (DE) BU 42711 100%

HealthCare Partners Management Services California, LLC
 47-5274363
 (DE) BU 42616 100%

OptumCare New Mexico, LLC
 20-4043287
 (DE) BU 42670 100%

OptumCare Colorado ASC, LLC
 35-2597463
 (CO) BU 42691 100%

OptumCare Holdings Colorado, LLC(3)
 30-0999065
 (CO) BU 42690 85%

Optum Care, Inc.
 83-1959511
 (DE) BU 44610 100%

OnePartner TN, LLC
 61-1863119
 (TN) BU 41045 100%

Healthcare Associates of Texas LLC
 81-0760425
 (DE) BU 44116 100%

Everett MSO, Inc.
 81-1070402
 (WA) BU 42720 100%

OptumCare Endoscopy Center New Mexico, LLC
 26-1508741
 (NM) BU 42671 100%

OptumCare Colorado Medical Group, LLC
 47-2218380
 (CO) BU 42691 100%

AMG Health, LLC
 92-0712514
 (DE) BU-----100%

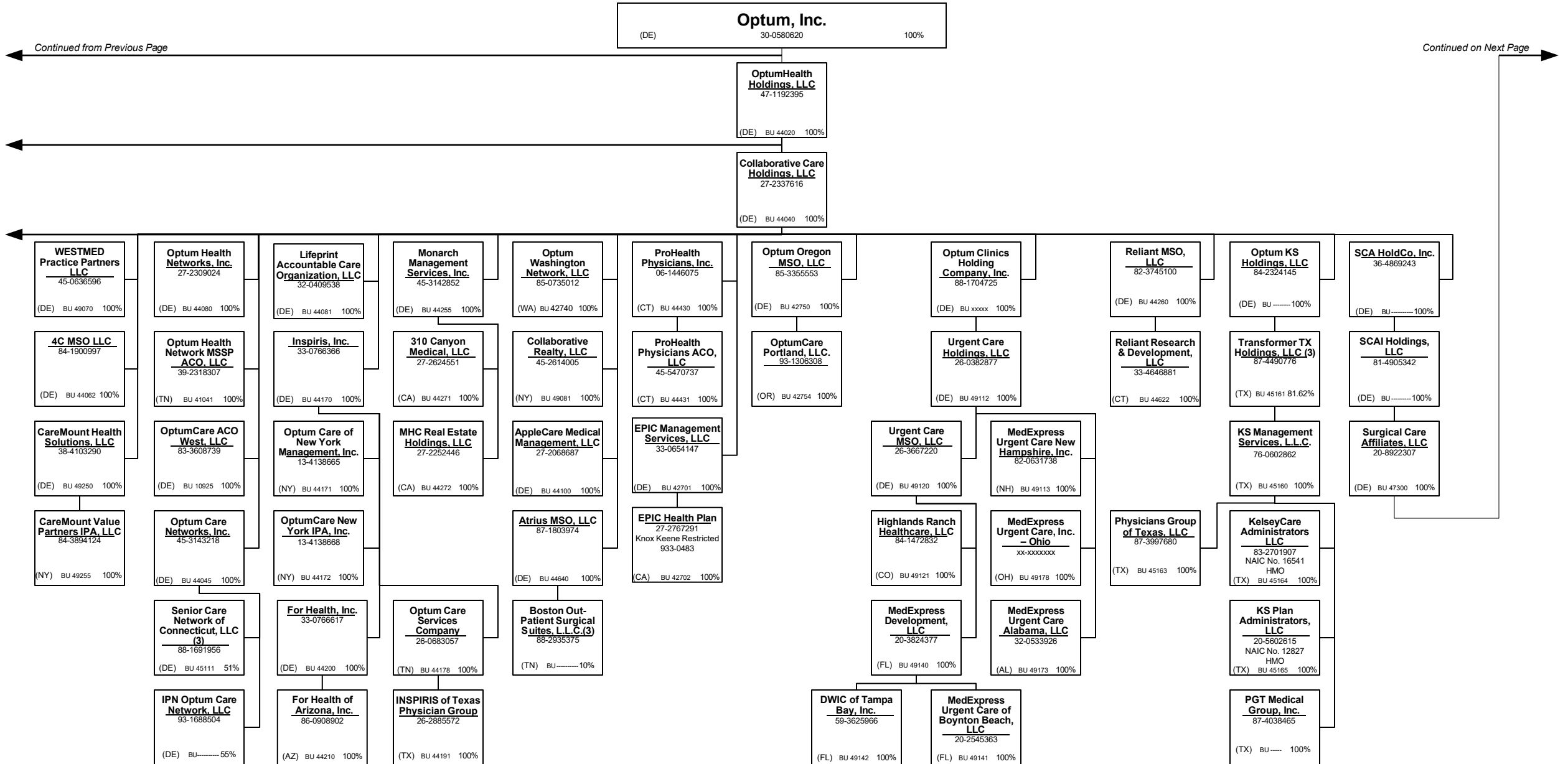
North Puget Sound Oncology Equipment Leasing Company, LLC
 20-2564137
 (WA) BU 42721 72.25%

15.33

Continued from Previous Page

Continued on Next Page

SCHEDULE Y – INFORMATION CONCERNING ACTIVITIES OF INSURER MEMBERS OF A HOLDING COMPANY GROUP
PART 1 – ORGANIZATIONAL CHART



15.34

Continued from Previous Page

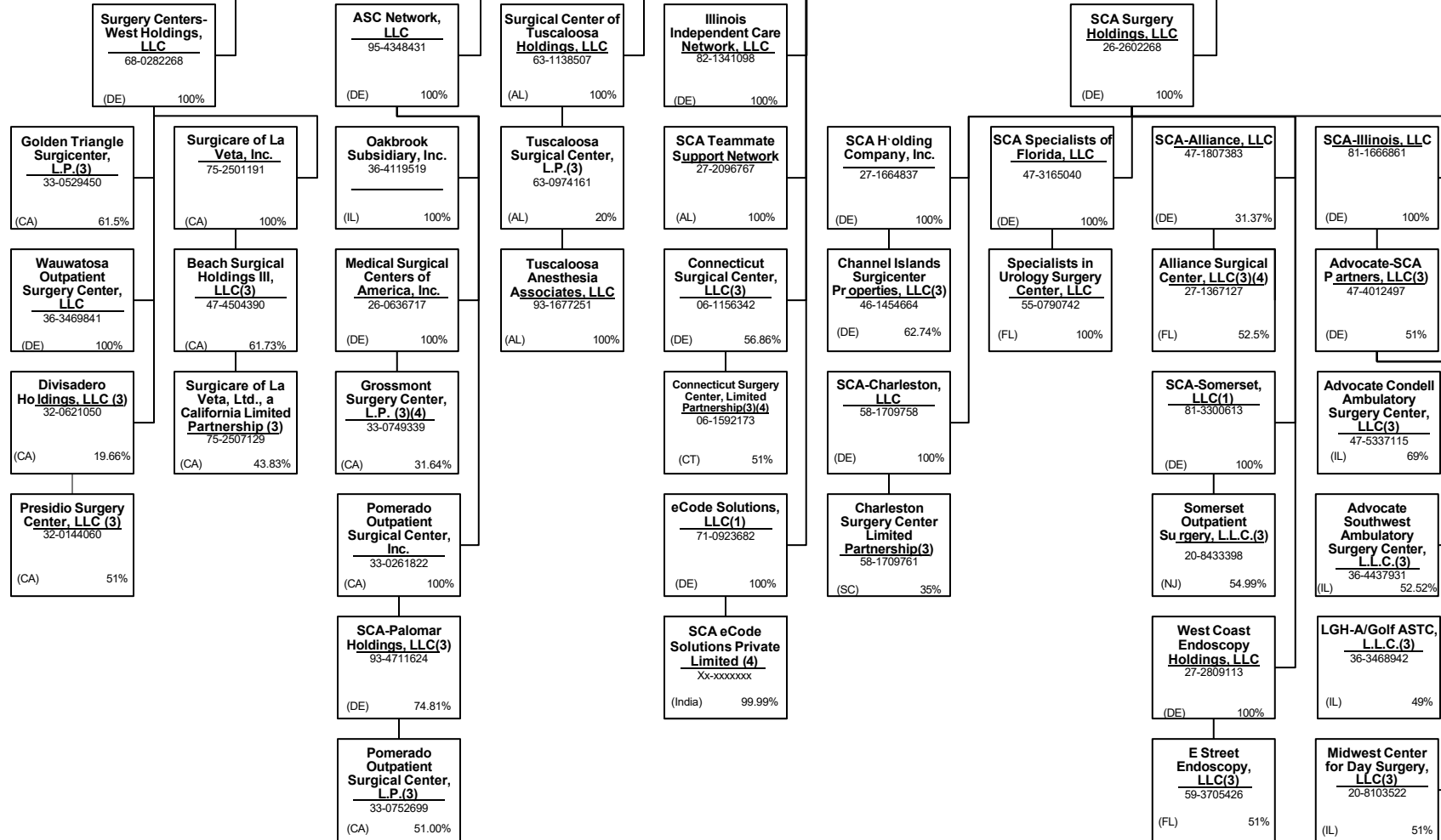
Continued on Next Page

SCHEDULE Y – INFORMATION CONCERNING ACTIVITIES OF INSURER MEMBERS OF A HOLDING COMPANY GROUP
PART 1 – ORGANIZATIONAL CHART



Continued from Previous Page

Continued on Next Page

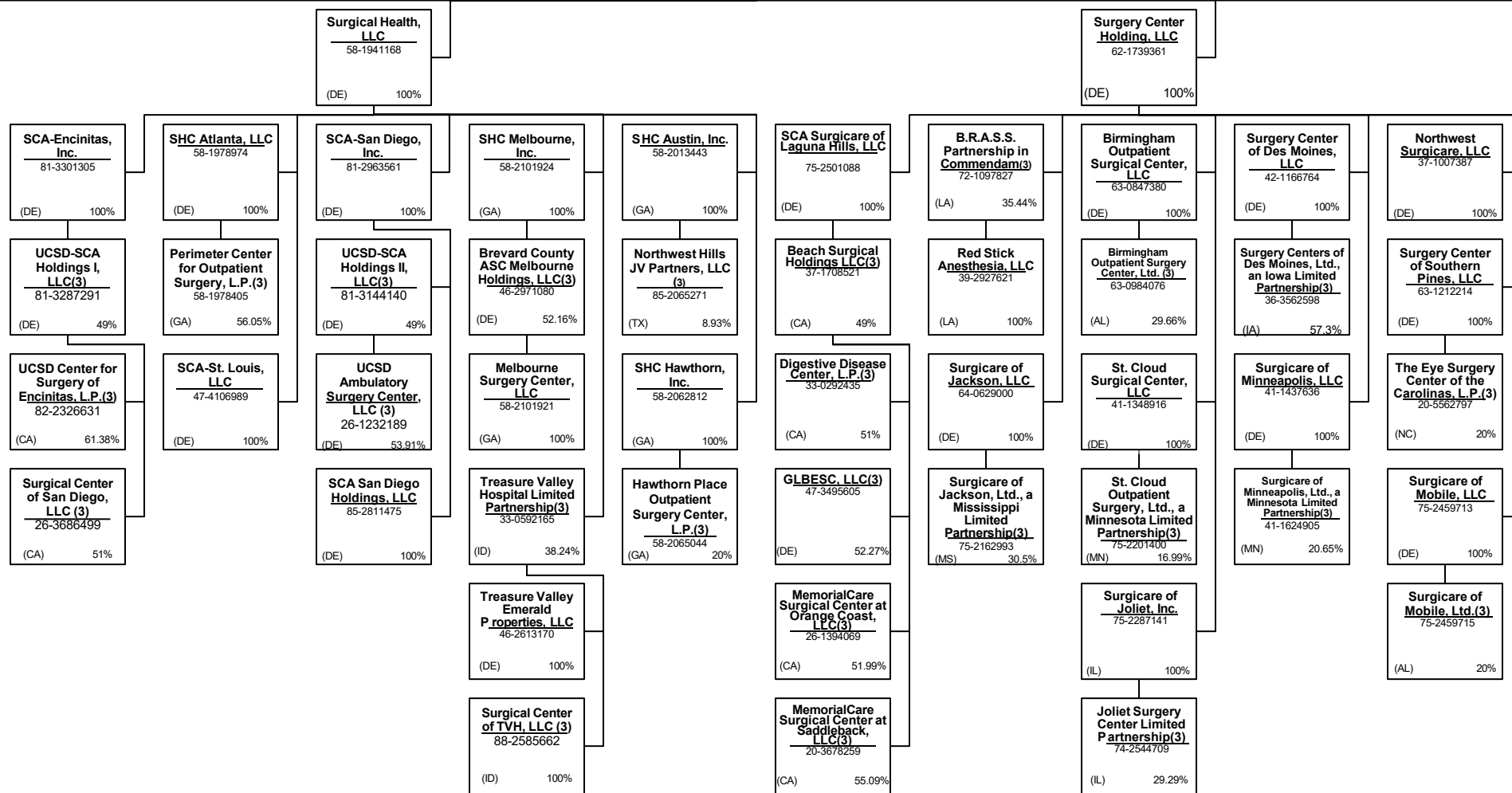


SCHEDULE Y – INFORMATION CONCERNING ACTIVITIES OF INSURER MEMBERS OF A HOLDING COMPANY GROUP
PART 1 – ORGANIZATIONAL CHART

Surgical Care Affiliates, LLC
 (DE) 20-8922307 100%

Continued from Previous Page

Continued on Next Page

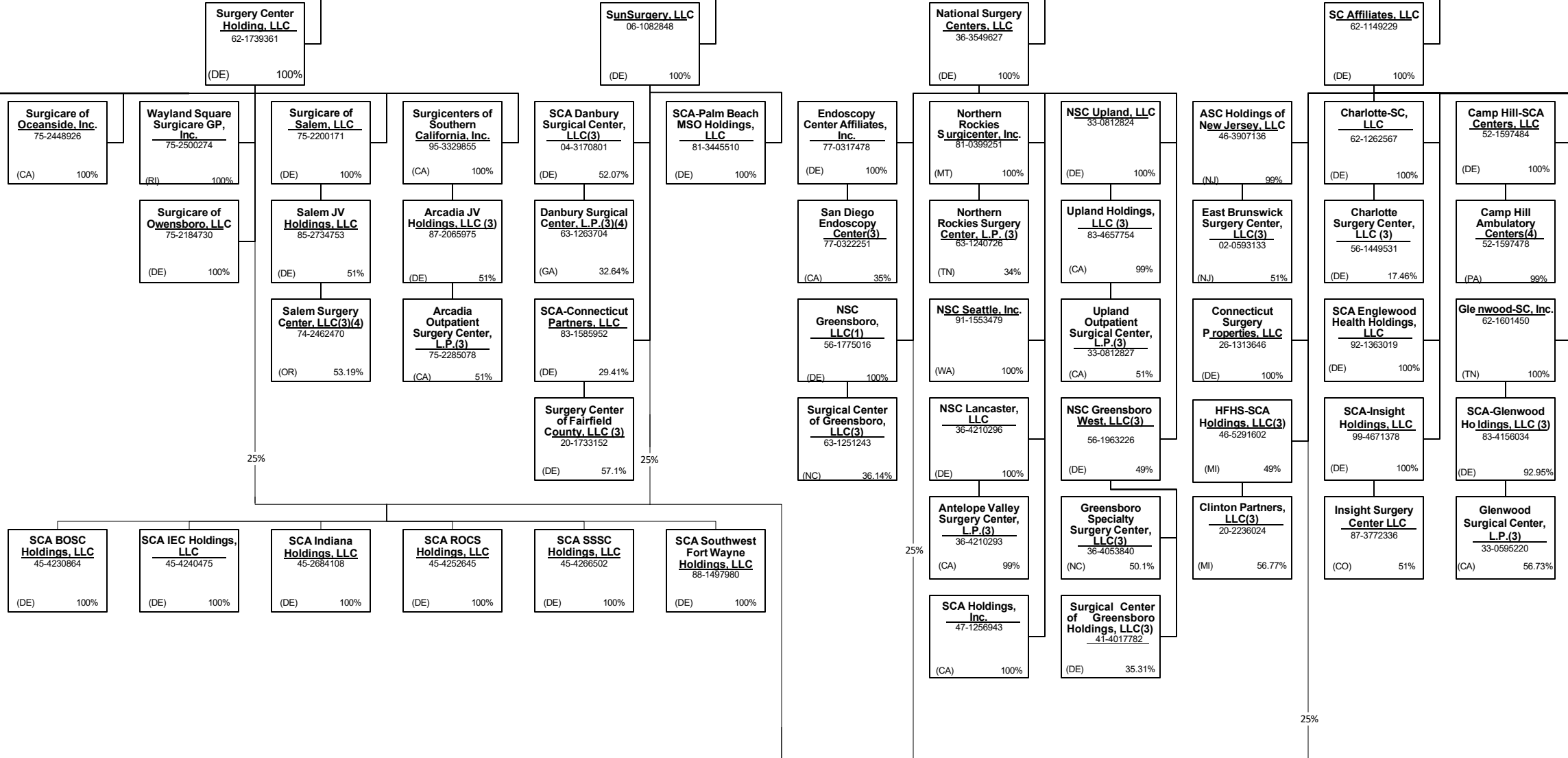


SCHEDULE Y – INFORMATION CONCERNING ACTIVITIES OF INSURER MEMBERS OF A HOLDING COMPANY GROUP
PART 1 – ORGANIZATIONAL CHART




Continued from Previous Page

Continued on Next Page



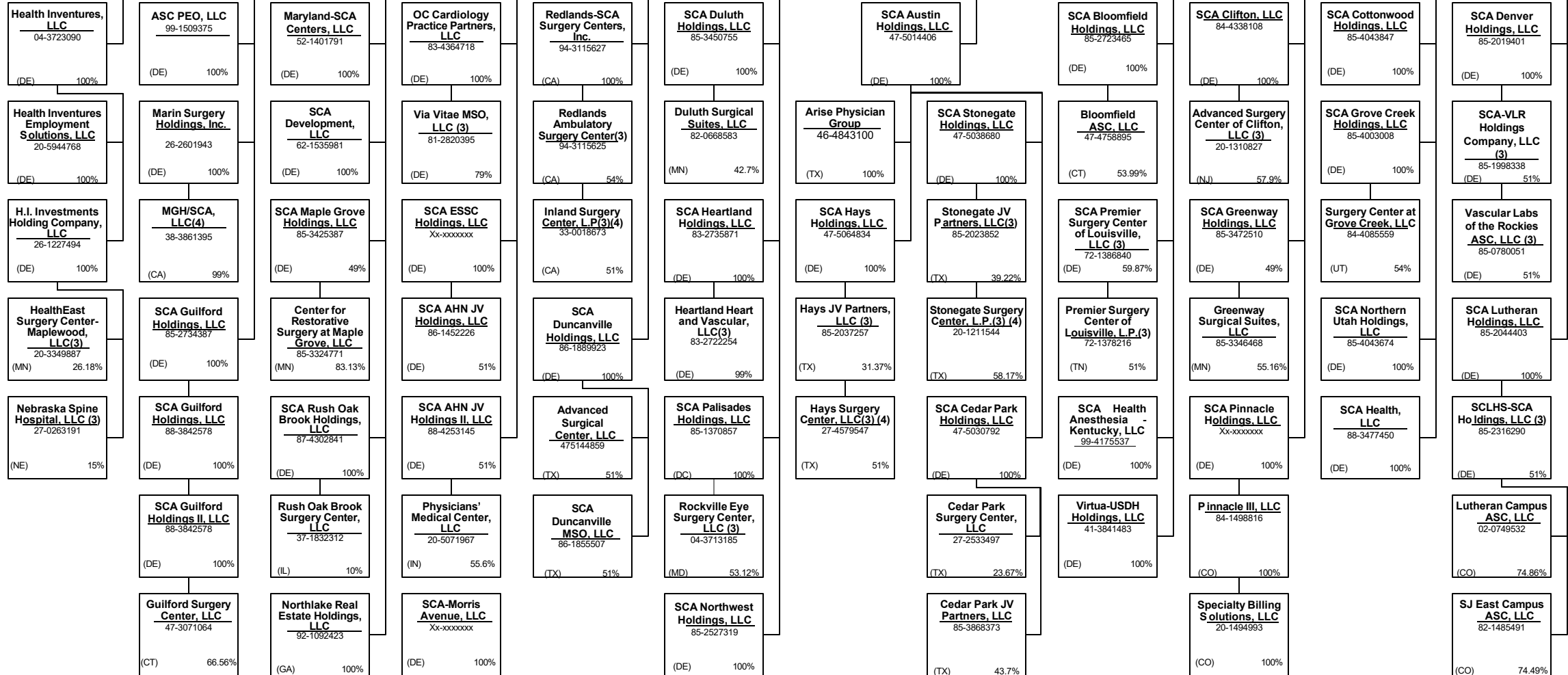
15.37

SCHEDULE Y – INFORMATION CONCERNING ACTIVITIES OF INSURER MEMBERS OF A HOLDING COMPANY GROUP
PART 1 – ORGANIZATIONAL CHART




Continued from Previous Page

Continued on Next Page



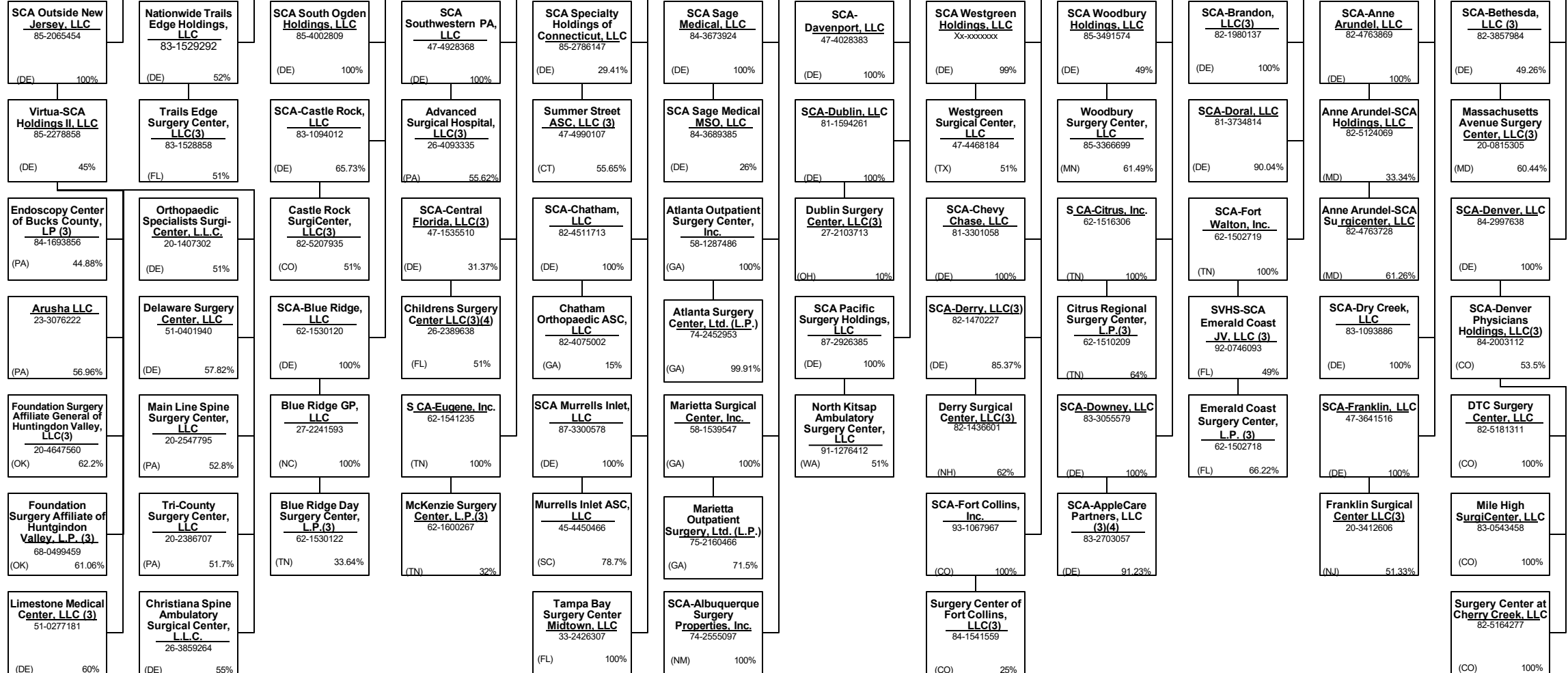
15.38

SCHEDULE Y – INFORMATION CONCERNING ACTIVITIES OF INSURER MEMBERS OF A HOLDING COMPANY GROUP
PART 1 – ORGANIZATIONAL CHART



Continued from Previous Page

Continued on Next Page




15.39

SCHEDULE Y – INFORMATION CONCERNING ACTIVITIES OF INSURER MEMBERS OF A HOLDING COMPANY GROUP
PART 1 – ORGANIZATIONAL CHART

Surgical Care Affiliates, LLC
 (DE) 20-8922307 100%

SC Affiliates, LLC
 62-1149229
 (DE) 100%



15.40

Continued from Previous Page

Continued on Next Page

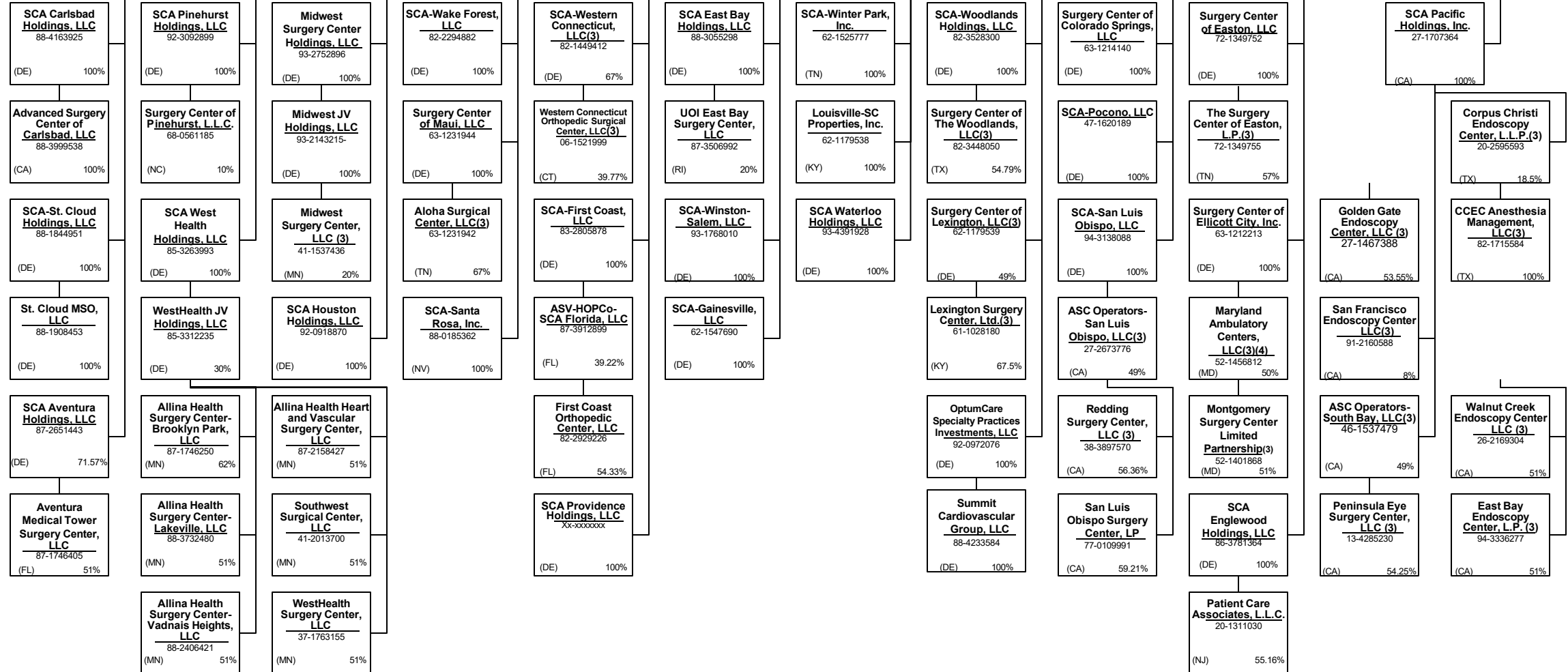
SCHEDULE Y – INFORMATION CONCERNING ACTIVITIES OF INSURER MEMBERS OF A HOLDING COMPANY GROUP
PART 1 – ORGANIZATIONAL CHART

Surgical Care Affiliates, LLC
 (DE) 20-8922307 100%

SC Affiliates, LLC
 62-1149229
 (DE) 100%

Continued from Previous Page

Continued on Next Page



15.41

SCHEDULE Y – INFORMATION CONCERNING ACTIVITIES OF INSURER MEMBERS OF A HOLDING COMPANY GROUP
PART 1 – ORGANIZATIONAL CHART

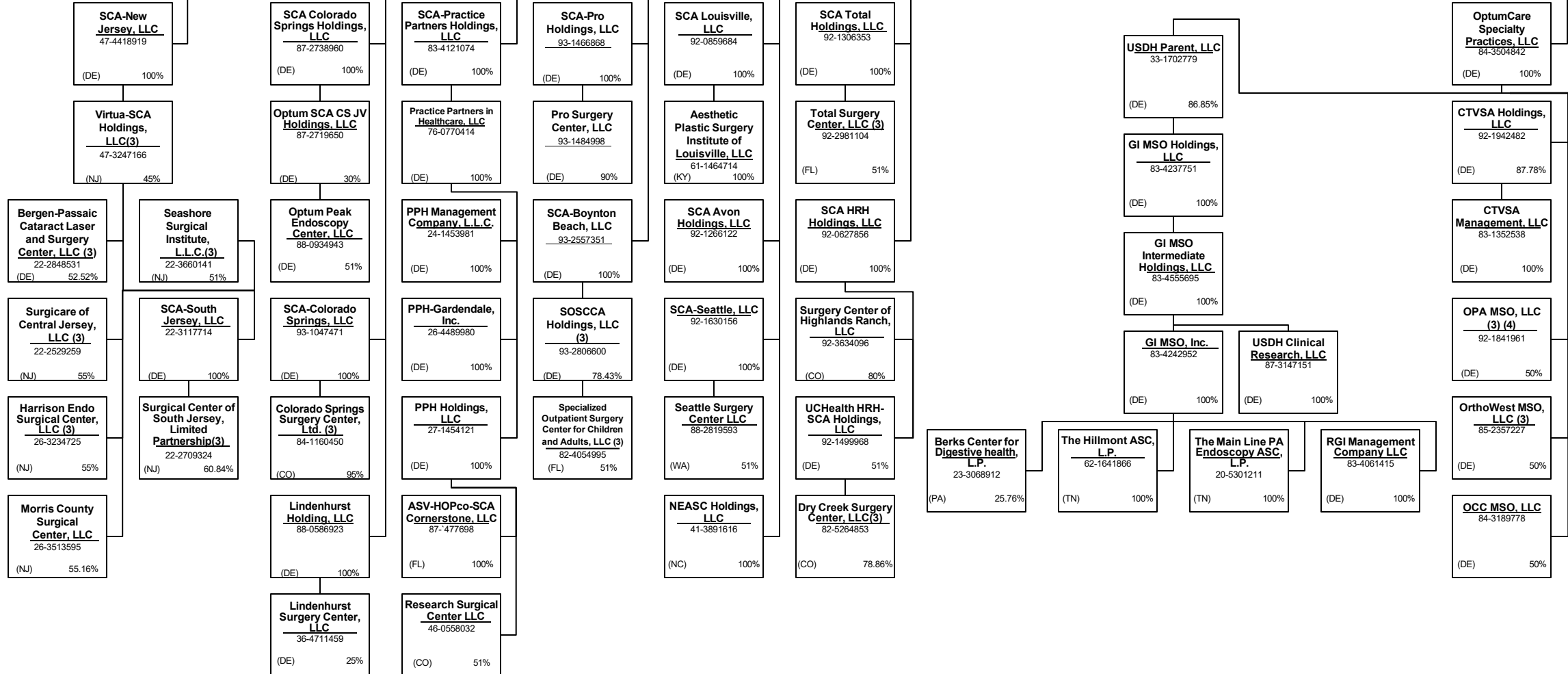
Surgical Care Affiliates, LLC
 (DE) 20-8922307 100%

SC Affiliates, LLC
 62-1149229
 (DE) 100%

Continued from Previous Page

Continued on Next Page

15.42

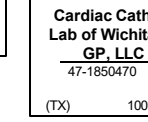
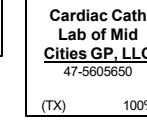
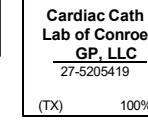
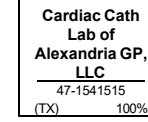
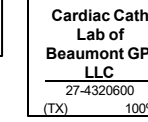
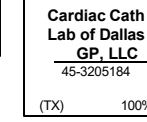

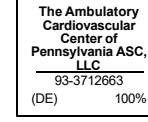

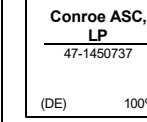
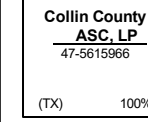


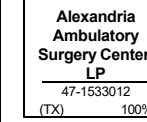
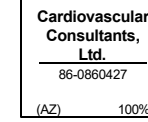
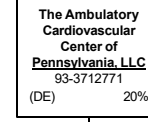
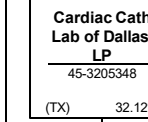
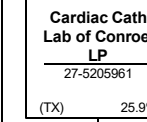
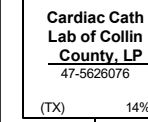
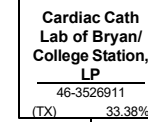
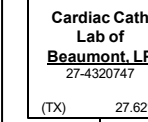
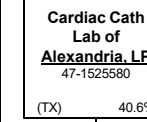
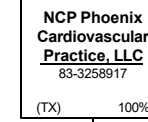
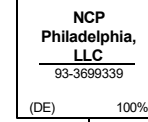
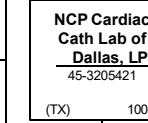
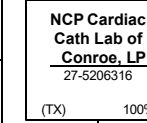
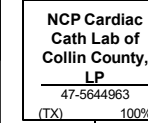
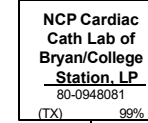

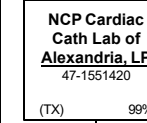
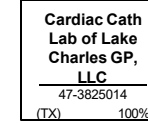
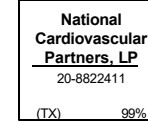

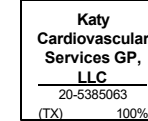
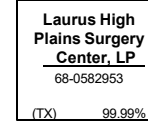


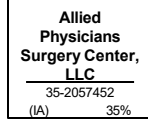
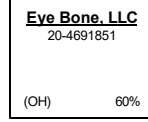
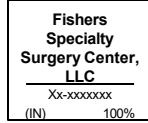

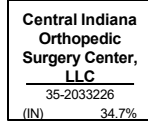
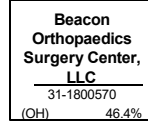










SCHEDULE Y – INFORMATION CONCERNING ACTIVITIES OF INSURER MEMBERS OF A HOLDING COMPANY GROUP
PART 1 – ORGANIZATIONAL CHART



Continued from Previous Page

Continued on Next Page



15.43

SCHEDULE Y – INFORMATION CONCERNING ACTIVITIES OF INSURER MEMBERS OF A HOLDING COMPANY GROUP
PART 1 – ORGANIZATIONAL CHART

Surgical Care Affiliates, LLC
 (DE) 20-8922307 100%

SC Affiliates, LLC
 62-1149229
 (DE) 100%

Nationwide ASC Holdings, LLC
 99-3267709
 (FL) 30%

SCA-RWJBH TSC Holdings, LLC
 33-2039543
 (DE) 100%

Nationwide Collier Holdings, LLC
 41-3490266
 (FL) 100%

SCA-Colonial Partners, LLC (3)
 83-1541326
 (DE) 100%

Nationwide Celebration Holdings, LLC
 33-1870063
 (FL) 100%

Nationwide Mohawk Holdings, LLC
 33-1962025
 (FL) 100%

Nationwide Ocala Holdings, LLC
 33-1962134
 (FL) 100%

Surgery Center of Boca Raton, LLC
 62-1509341
 (FL) 100%

Colonial Outpatient Surgery Center, LLC (3)
 83-1529015
 (FL) 56.31%

Nationwide SFLJRC Holdings, LLC
 33-1870155
 (FL) 100%

Mohawk Surgery Center, LLC
 83-0632231
 (FL) 51%

Nationwide Northwest Holdings, LLC
 33-3767568
 (FL) 100%

Boca Raton Outpatient Surgery & Laser Center, LLC(3)
 65-0241934
 (FL) 51%

SCA-Naples, LLC
 82-3002171
 (DE) 98.04%

South Florida Joint Replacement Center, LLC
 86-1186020
 (FL) 51%

Nationwide Midtown Holdings, LLC
 33-1968635
 (FL) 100%

Northwest Florida Surgery Center, LLC (3)
 59-3123289
 (FL) 51%

Nation wide Sarasota Holdings, LLC
 41-4596961
 (FL) 100%

Physicians Day Surgery Center, LLC(3)
 59-3438026
 (FL) 51%

South Florida Joint Replacement Stay Suites, LLC
 87-3866557
 (FL) 100%

SCA-St. Lucie, LLC
 82-3270591
 (DE) 100%

SCA-Sand Lake, LLC(3)
 47-1685878
 (DE) 100%

Nationwide SmartCare Holdings LLC
 39-4667950
 (FL) 100%

Nationwide Cass Holdings, LLC
 33-1968549
 (FL) 100%

The Surgical Center of the Treasure Coast, L.L.C.(3)
 37-1446353
 (FL) 60.29%

Sand Lake SurgiCenter, LLC(3)
 27-3787593
 (FL) 55.67%

SmartCare Palm Harbor, LLC
 85-3980592
 (FL) 51%

Continued from Previous Page

Continued on Next Page

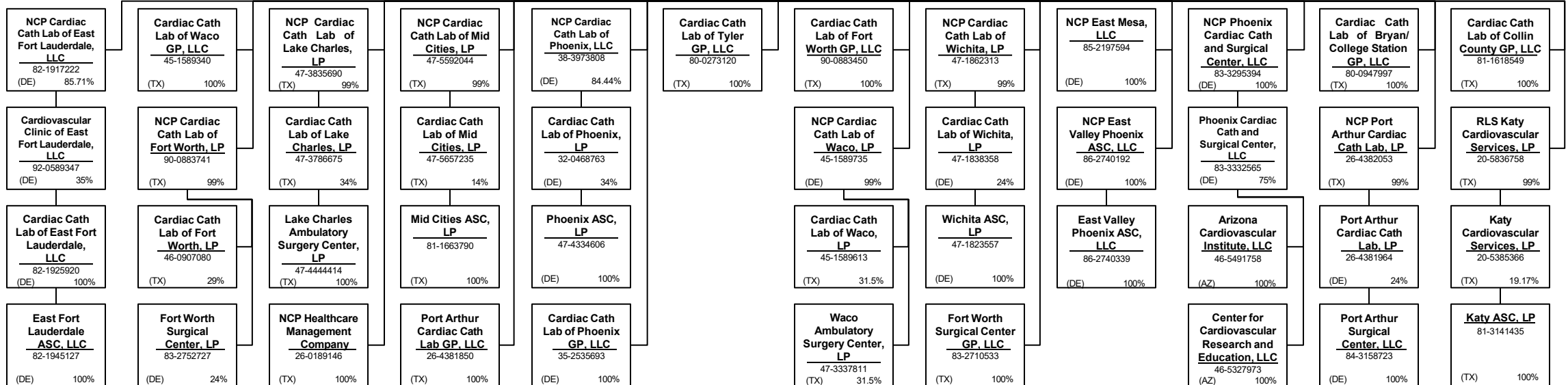
SCHEDULE Y – INFORMATION CONCERNING ACTIVITIES OF INSURER MEMBERS OF A HOLDING COMPANY GROUP
PART 1 – ORGANIZATIONAL CHART

Surgical Care Affiliates, LLC
 (DE) 20-8922307 100%

SC Affiliates, LLC
 62-1149229
 (DE) 100%

Endo Parent, Inc.
 81-3075241
 (DE) 100%

National Cardiovascular Partners, LP
 20-8822378
 (TX) 99%



15.45

Continued from Previous Page

Continued on Next Page

SCHEDULE Y – INFORMATION CONCERNING ACTIVITIES OF INSURER MEMBERS OF A HOLDING COMPANY GROUP
PART 1 – ORGANIZATIONAL CHART

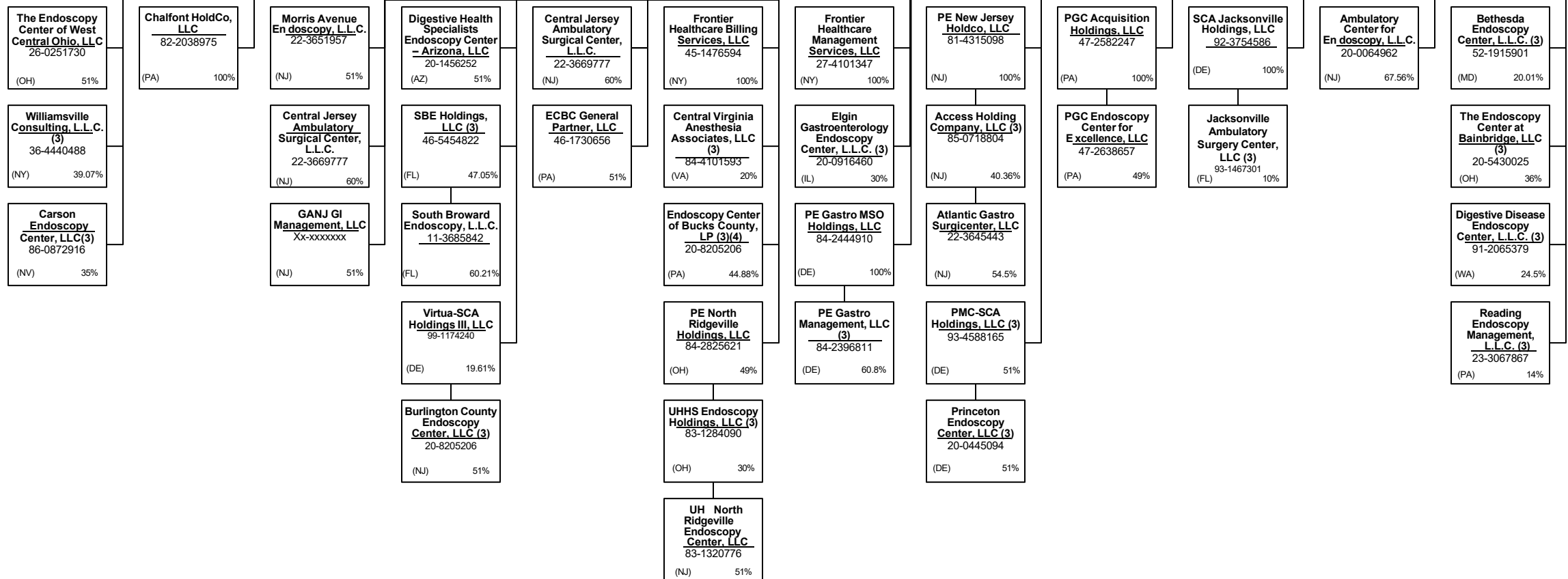
Surgical Care Affiliates, LLC
 (DE) 20-8922307 100%

Continued from Previous Page

Continued on Next Page

Physicians Endoscopy Intermediate Holdco, Inc.
 26-2239018
 (DE) 100%

Physicians Endoscopy, L.L.C.
 91-1882702
 (DE) 100%

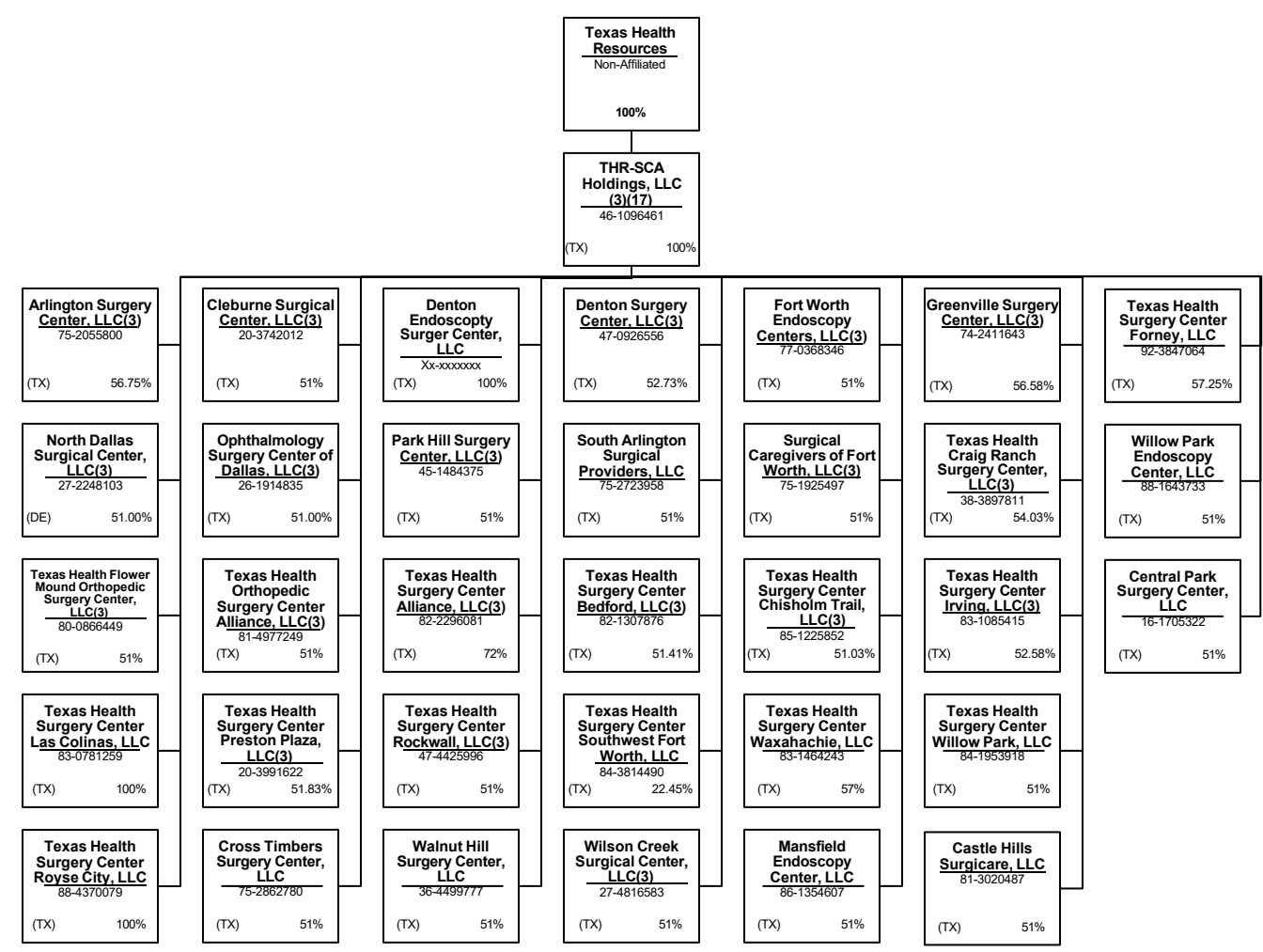


15.46

SCHEDULE Y – INFORMATION CONCERNING ACTIVITIES OF INSURER MEMBERS OF A HOLDING COMPANY GROUP
PART 1 – ORGANIZATIONAL CHART

Surgical Care Affiliates, LLC
 (DE) 20-8922307 100%

Substantively Controlled Surgical Care Affiliate Entities



15.47

Continued from Previous Page

SCHEDULE Y – INFORMATION CONCERNING ACTIVITIES OF INSURER MEMBERS OF A HOLDING COMPANY GROUP
PART 1 – ORGANIZATIONAL CHART

Beneficially Owned Legal Entities

<u>Entity Name</u>	<u>Juris.</u>	<u>Federal Tax ID</u>	<u>Parent % Held</u>	<u>Entity Name</u>	<u>Juris.</u>	<u>Federal Tax ID</u>	<u>Parent % Held</u>
ARTA Western California, Inc.	CA	33-0658815	100.00%	Everett Physicians, Inc. P.S.	WA	81-1625636	100.00%
AbleTo Behavioral Health Services, PC	CT	47-5519672	100.00%	Optum Care Washington, PLLC	WA	91-0214500	100.00%
AbleTo Licensed Clinical Social Worker Services, P.C.	CA	85-0739865	100.00%	Family Counseling Associates of Salem Andover LLC	NH	27-0820363	100.00%
Aleph Psychological Services, Inc.	CA	46-3477124	100.00%	Ferrell Physician Services, P.C.	NY	87-4007730	100.00%
American Health Network of Indiana, LLC	IN	35-2108729	100.00%	First Step Services, PLLC	NC	51-0484581	100.00%
AHN Accountable Care Organization, LLC	IN	45-4171713	100.00%	Greater Phoenix Collaborative Care, P.C.	AZ	27-2337725	51.00%
AHN Surgery Center Holdings, LLC	IN	82-5224188	100.00%	4C Medical Group, PLC	AZ	45-2402948	100.00%
AppleCare Hospitalists Medical Group, Inc.	CA	14-1890491	100.00%	Physician United PLLC	AZ	84-3476733	100.00%
AppleCare Medical Group St. Francis, Inc.	CA	33-0845269	100.00%	Angie Coil FNP, PLLC	AZ	81-2112951	100.00%
AppleCare Medical Group, Inc.	CA	33-0898174	100.00%	Astra Medical Clinic, PLLC	AZ	86-0882561	100.00%
Atrius Health, Inc.	MA	04-3397450	100.00%	Christopher Stalberg, M.D., PLLC	AZ	26-4651320	100.00%
Atrius Health Ambulatory Surgery Center, LLC	MA	41-2451190	100.00%	Doc Martins, PLLC	AZ	20-0419099	100.00%
Behavioral Solutions, P.C.	MA	04-3316367	100.00%	Flagstaff Family Physicians, PLLC	AZ	86-0959327	100.00%
California Spring Holdings, PC	CA	81-0881243	100.00%	Southwest Internal Medicine Group, Roberto Ruiz, M.D., PLLC	AZ	86-0516447	100.00%
March Vision Care Group, Incorporated	CA	95-4874334	100.00%	Surprise Health Center, PLLC	AZ	86-1047772	100.00%
March Vision Care IPA, Inc.	NY	27-3115058	100.00%	Susan Albright P.L.C.	AZ	20-5176158	100.00%
Carbondale Counseling Associates, PLLC	IL	47-1130641	100.00%	Warner Family Practice, P.C.	AZ	86-0462952	100.00%
Carolina Behavioral Care, P.A.	NC	56-1780933	100.00%	Gunn Behavioral Holdco, P.C.	CA	92-3292446	100.00%
Carroll Counseling Center LLC	MD	52-2072546	100.00%	Gunn Behavioral Care of California, P.C.	CA	27-3237563	100.00%
Cielo House, Inc.	CA	27-1655973	100.00%	HealthCare Partners Associates Medical Group, P.C.	CA	45-5273760	100.00%
Cognitive-Behavioral Therapy Center of Western North Carolina, P.A.	NC	20-3056794	100.00%	Good Samaritan Medical Practice Association, Inc., A Medical Group	CA	95-3969271	100.00%
Colonial Family Practice, L.L.C.	SC	02-0626080	100.00%	HealthCare Partners Affiliates Medical Group	CA	95-4526112	97.35%
Columbia Counseling Center P.A.	MD	52-2052733	100.00%	Talbert Medical Group, P.C.	CA	93-1172065	100.00%
Connect Medical, P.C.	NY	32-0551188	100.00%	HealthCare Partners ASC-HB, LLC	CA	26-4247365	100.00%
Crystal Run Healthcare Physicians LLP	NY	13-3843560	100.00%	HealthCare Partners Medical Group, P.C.	CA	95-4340584	100.00%
DBT and EMDR Specialists, P.A.	MN	47-3322541	100.00%	Heron Ridge Assoc., P.L.C.	MI	80-0020865	100.00%
David C. Anderholm, M.D., P.A.	MN	41-1879063	100.00%	Holston Medical Group, P.C.	TN	62-1388079	100.00%
David Moen, M.D. P.C.	NY	81-5101448	100.00%	Emergent ACO 23.1, LLC	TN	88-1884286	100.00%
David R. Ferrell, M.D., P.C.	NV	45-2380022	100.00%	Emergent ACO 24.1, LLC	TN	92-1261660	100.00%
Elite Focus Clinic, Inc., a Professional Corporation	CA	47-3861802	100.00%	Emergent ACO, LLC	TN	82-4424559	100.00%
Empire Physicians' Medical Group, Inc.	CA	33-0181426	100.00%	INSPIRIS of Michigan Medical Services, P.C.	MI	27-1561674	100.00%
Eugene Center for Anxiety and Stress, LLC	OR	83-2740282	100.00%	INSPIRIS of New York Medical Services, P.C.	NY	13-4168739	100.00%
Eugene Therapy, LLC	OR	90-0624377	100.00%	INSPIRIS of Pennsylvania Medical Services, P.C.	PA	26-2895670	100.00%

SCHEDULE Y – INFORMATION CONCERNING ACTIVITIES OF INSURER MEMBERS OF A HOLDING COMPANY GROUP**PART 1 – ORGANIZATIONAL CHART**

Beneficially Owned Legal Entities

Entity Name	Juris.	Federal Tax ID	Parent % Held	Entity Name	Juris.	Federal Tax ID	Parent % Held
Inspiris Medical Services of New Jersey, P.C.	NJ	45-2563134	100.00%	Level2 Medical Services, P.A.	NJ	87-2684015	100.00%
Jonathan E. Goldberg, Ph.D., Inc.	MA	26-3013277	100.00%	Level2 Medical Services, P.C.	AK	87-2600511	100.00%
Joyce Marter & Associates, P.C.	IL	26-3478896	100.00%	Level2 Medical Services, P.C.	CA	92-1153396	100.00%
K.P. Counseling, Ltd.	IL	30-0089259	100.00%	Level2 Medical Services, P.C.	UT	87-0989804	100.00%
Kelsey-Seybold Medical Group, PLLC	TX	76-0386391	100.00%	Life Strategies Counseling, Inc.	AR	20-0468524	100.00%
KS Pharm, LLC	TX	84-2355006	100.00%	LifeSolutions Counseling Associates, P.C.	IN	26-3292877	100.00%
KS SC, LLC	TX	84-2241460	100.00%	ME Urgent Care Nebraska, Inc.	NE	81-0936574	100.00%
Keys Counseling, Inc.	IN	30-0358493	100.00%	MH Physician Three Holdco, a Medical Corporation	CA	27-4691544	100.00%
Landmark Medical of Arkansas, P.A.	AR	85-0997438	100.00%	Beaver Medical Group, P.C.	CA	33-0645967	100.00%
Landmark Medical of California, PC	CA	47-4553619	100.00%	Centers for Family Medicine, GP	CA	33-0483510	99.00%
Landmark Medical of Connecticut, PC	CT	83-2295301	100.00%	Midtown Medical, P.C.	CA	83-2873776	100.00%
Landmark Medical of Florida, P.A.	FL	85-0838149	100.00%	Monarch HealthCare, A Medical Group, Inc.	CA	33-0587660	100.00%
Landmark Medical of Idaho, PC	ID	92-0496439	100.00%	MHCH, Inc.	CA	80-0507474	100.00%
Landmark Medical of Kansas, P.A.	KS	82-4633545	100.00%	Monarch Health Plan, Inc.	CA	22-3935634	100.00%
Landmark Medical of Kentucky, P.S.C.	KY	82-4881602	100.00%	Saddleback Medical Group, Inc.	CA	33-0571462	100.00%
Landmark Medical of Louisiana, a Professional Corporation	LA	82-4881732	100.00%	San Diego Physicians Medical Group, Inc.	CA	33-0457134	100.00%
Landmark Medical of Massachusetts, PLLC	MA	81-5364097	100.00%	St. Vincent IPA Medical, P.C.	CA	95-4729595	100.00%
Landmark Medical of Michigan, P.C.	MI	86-3599871	100.00%	MHIPA Physician Two Holdco, a Medical Corporation	CA	27-4691508	100.00%
Landmark Medical of Mississippi, P.C.	MS	82-5084178	100.00%	Centers for Family Medicine, GP	CA	33-0483510	1.00%
Landmark Medical of Missouri, P.C.	MO	82-4857713	100.00%	MedExpress Employed Services, Inc.	DE	81-1265129	100.00%
Landmark Medical of New Hampshire, P.C.	NH	85-1174070	100.00%	MedExpress Primary Care Arizona, P.C.	AZ	81-4550969	100.00%
Landmark Medical of North Carolina, P.C.	NC	82-4256752	100.00%	MedExpress Primary Care Arkansas, P.A.	AR	84-4234388	100.00%
Landmark Medical of Ohio, Professional Corporation	OH	82-4864947	100.00%	MedExpress Primary Care Kansas, P.A.	KS	81-4605885	100.00%
Landmark Medical of Oregon, P.C.	OR	47-2926188	100.00%	MedExpress Primary Care Maryland, P.C.	MD	82-3384324	100.00%
Landmark Medical of Pennsylvania, PC	PA	81-1605378	100.00%	MedExpress Primary Care Massachusetts, P.C.	MA	82-1096099	100.00%
Landmark Medical of Rhode Island, PC	RI	84-2830065	100.00%	MedExpress Primary Care Minnesota P.C.	MN	81-4396738	100.00%
Landmark Medical of Tennessee, PC	TN	30-1288593	100.00%	MedExpress Primary Care Oklahoma, P.C.	OK	83-1077265	100.00%
Landmark Medical of Texas, PA	TX	83-2296389	100.00%	MedExpress Primary Care South Carolina, P.C.	SC	83-0764858	100.00%
Landmark Medical of Utah, PC	UT	84-2660339	100.00%	MedExpress Primary Care Texas, P.A.	TX	84-2500750	100.00%
Landmark Medical of Virginia, P.C.	VA	85-0839774	100.00%	MedExpress Primary Care Virginia, P.C.	VA	82-3395792	100.00%
Landmark Medical of Washington, PC	WA	47-3028655	100.00%	MedExpress Primary Care West Virginia, Inc.	WV	82-4401181	100.00%
Landmark Medical, P.C.	NY	47-1588943	100.00%	MedExpress Primary Care Wisconsin, S.C.	WI	81-4563448	100.00%
Level2 Medical Services, P.A.	DE	84-5003916	100.00%	MedExpress Urgent Care - Northern New Jersey PC	NJ	83-2089623	100.00%

SCHEDULE Y – INFORMATION CONCERNING ACTIVITIES OF INSURER MEMBERS OF A HOLDING COMPANY GROUP**PART 1 – ORGANIZATIONAL CHART**

Beneficially Owned Legal Entities

Entity Name	Juris.	Federal Tax ID	Parent % Held	Entity Name	Juris.	Federal Tax ID	Parent % Held
MedExpress Urgent Care Arizona, P.C.	AZ	81-4030280	100.00%	Riverside Electronic Healthcare Resources, Inc.	CA	20-3420379	100.00%
MedExpress Urgent Care Arkansas, P.A.	AR	46-4348120	100.00%	San Bernardino Medical Group, Inc.	CA	95-3088615	100.00%
MedExpress Urgent Care California, P.C.	CA	82-0930142	100.00%	NC Center For Resiliency, PLLC	NC	47-2693055	100.00%
MedExpress Urgent Care Connecticut, P.C.	CT	81-1956812	100.00%	New Perspectives Center for Counseling & Therapy, L.L.C.	OR	93-1173779	100.00%
MedExpress Urgent Care Idaho, P.C.	ID	82-1135336	100.00%	New York Licensed Clinical Social Work, P.C.	NY	86-3891057	100.00%
MedExpress Urgent Care Illinois, P.C.	IL	47-4308614	100.00%	Northlight Counseling Associates, Inc.	AZ	86-0646417	100.00%
MedExpress Urgent Care Iowa, P.C.	IA	81-5353472	100.00%	OHR Physician Group, P.C.	OR	93-0979031	100.00%
MedExpress Urgent Care Kansas, P.A.	KS	47-1919283	100.00%	Oregon Healthcare Resources, LLC	OR	27-3674492	100.00%
MedExpress Urgent Care Minnesota P.C.	MN	81-1125396	100.00%	OW Physician Partners, P.C.	CA	85-4386308	100.00%
MedExpress Urgent Care Missouri P.C.	MO	47-3132625	100.00%	Olympia Arthritis and Rehabilitation Clinic, Inc., P.S.	WA	91-1160442	100.00%
MedExpress Urgent Care Oregon, P.C.	OR	82-1919436	100.00%	Optum Behavioral Care Therapy Services of Illinois, P.C.	IL	99-4597708	100.00%
MedExpress Urgent Care Rhode Island, P.C.	RI	81-5362765	100.00%	Optum Behavioral Care of California, P.C.	CA	84-4887072	100.00%
MedExpress Urgent Care South Carolina, P.C.	SC	81-5380706	100.00%	Optum Behavioral Care of Colorado, P.C.	CO	93-2952612	100.00%
MedExpress Urgent Care Texas, P.A.	TX	47-5147441	100.00%	CARE Clinics LLC	MN	46-4814778	100.00%
MedExpress Urgent Care Washington, P.C.	WA	82-2443118	100.00%	CARE Free Counseling LLC	MN	88-0822778	100.00%
MedExpress Urgent Care Wisconsin, S.C.	WI	81-4281678	100.00%	Five Rivers South L.L.C.	MN	92-0459013	100.00%
MedExpress Urgent Care – New Jersey, P.C.	NJ	45-5388778	100.00%	Optum Behavioral Care of Connecticut, P.C.	CT	93-2339326	100.00%
MedExpress Urgent Care, P.C. – Georgia	GA	47-1804667	100.00%	Optum Behavioral Care of Kansas, P.A.	KS	93-3404672	100.00%
MedExpress Urgent Care, P.C. – Indiana	IN	90-0929572	100.00%	Optum Behavioral Care of New Jersey, P.C.	NJ	85-0666386	100.00%
MedExpress Urgent Care, P.C. – Maryland	MD	45-3461101	100.00%	Optum Behavioral Care of North Carolina, P.C.	NC	85-1959641	100.00%
MedExpress Urgent Care, P.C. – Massachusetts	MA	47-1857908	100.00%	Optum Behavioral Care of Texas, P.A.	TX	84-3152209	100.00%
MedExpress Urgent Care, P.C. – Michigan	MI	46-4793937	100.00%	Optum Everycare, P.C.	PR	66-1026448	100.00%
MedExpress Urgent Care, P.C. – Oklahoma	OK	47-1824365	100.00%	Optum Medical Care of New Jersey, P.C.	NJ	22-3624559	100.00%
MedExpress Urgent Care, P.C. – Tennessee	TN	45-4973138	100.00%	A.G. Dikengil, Inc.	NJ	22-3149900	100.00%
MedExpress Urgent Care, P.S.C. - Kentucky	KY	83-1565124	100.00%	Optum Medical Care, P.C.	NY	13-3544120	100.00%
MedExpress, Inc. – Delaware	DE	45-5436856	100.00%	CareMount Health Solutions ACO, LLC	NY		100.00%
Mental Health Resources, PLLC	TN	62-1396317	100.00%	Optum Medical Group (Rhodes), P.C.	NV	88-0310956	100.00%
Mobile Medical Services of New Jersey, PC	NJ	81-2977678	100.00%	Optum Medical Group II (Rhodes), P.C.	NV	86-0857176	100.00%
Mobile Medical Services, P.C.	NY	30-0445773	100.00%	Optum Medical Group, P.A.	KS	46-2662506	100.00%
NAMM Medical Group Holdings, Inc.	CA	56-2627070	100.00%	Optum Medical Services of California, P.C.	CA	30-0826311	100.00%
Inland Faculty Medical Group, Inc.	CA	33-0618077	100.00%	Optum Medical Services of Colorado, P.C.	CO	45-5424191	100.00%
Primary Care Associated Medical Group, Inc.	CA	33-0527335	100.00%	Optum Medical Services, P.C.	NC	45-3866363	100.00%
Riverside Community Healthplan Medical Group, Inc.	CA	33-0055097	100.00%	OptumCare Portland, LLC	OR	93-1306308	100.00%

SCHEDULE Y – INFORMATION CONCERNING ACTIVITIES OF INSURER MEMBERS OF A HOLDING COMPANY GROUP**PART 1 – ORGANIZATIONAL CHART**

Beneficially Owned Legal Entities

Entity Name	Juris.	Federal Tax ID	Parent % Held	Entity Name	Juris.	Federal Tax ID	Parent % Held
Ortho Physician Partners, P.C.	WA	93-3367856	100.00%	Refresh Evolve, LLC	WI	83-4507157	100.00%
Pacific Cardiovascular Associates Medical Group, Inc.	CA	33-0704734	100.00%	Evolve, LLC	WI	61-1752488	100.00%
Peninsula Psychological Center, Inc., P.S.	WA	91-1885912	100.00%	Saris Counseling, LLC	WI		100.00%
The Salveo Center, PLLC	WA	80-0281838	100.00%	Refresh In-Home Counseling LLC	IL	82-5351068	100.00%
Perspectives of Troy, P.C.	MI	38-2592367	100.00%	Reliant Medical Group, Inc.	MA	04-2472266	100.00%
Oakland Psychological Clinic, P.C.	MI	38-2481929	100.00%	Durable Medical Equipment, Inc.	MA	04-3106404	100.00%
Pilot Holdings, P.C.	CA	87-3931756	100.00%	IN Style OPTICAL, LLC	MA	27-3296953	100.00%
Pinnacle Medical Group, Inc.	CA	33-0795271	100.00%	Reliant Medical Group The Endoscopy Center, LLC	MA	20-5251393	100.00%
Polyclinic Holdings, P.C.	WA	83-3042027	100.00%	Surgical Eye Experts, LLC	MA	65-1321064	100.00%
The Polyclinic, PLLC	WA	91-0369070	100.00%	Rheumatology and Pulmonary Clinic, P.L.L.C.	WV	55-0775651	100.00%
POLYCLINIC MANAGEMENT SERVICES COMPANY, LLC	WA	46-0508606	100.00%	Serenity Family and Psychological Counseling Center, P.C.	CA	45-3802527	100.00%
Prime Health Physicians Group, P.C.	MO	48-1221435	100.00%	Shark Holdings, P.C.	CA	87-3142148	100.00%
Encompass Medical Group, P.A.	KS	48-1229965	100.00%	Northern California Physicians Network, Inc., a Professional Corporation	CA	81-1573604	100.00%
ProHEALTH Care Associates of New Jersey LLP	NJ	47-5656253	100.00%	Physicians Medical Group of San Jose, Inc.	CA	94-2722082	100.00%
ProHEALTH Medical NY, P.C.	NY	47-1388406	100.00%	Physicians Medical Holdings	CA	86-2631012	100.00%
ProHEALTH Care Associates, L.L.P.	NY	11-3355604	51.00%	Sherman Counseling Management, S.C.	WI	47-5082677	100.00%
Optum Urgent Care, PLLC	NY	46-1883579	100.00%	Spring Behavioral Health of New Jersey, LLC	NJ	82-3087236	100.00%
ProHEALTH Urgent Care Medicine of New Jersey LLP	NJ	47-5661535	100.00%	Springfield Psychological, P.C.	PA	23-2833266	100.00%
ProHealth Physicians, P.C.	CT	06-1469068	100.00%	Summit Rheumatology and Arthritis - Colorado, PLLC	CO	33-3231503	100.00%
Prospero Health Partners Florida, Inc.	FL	85-0775386	100.00%	The Corvallis Clinic, P.C.	OR	93-1221257	100.00%
Prospero Health Partners New York, P.C.	NY	82-2400620	100.00%	The Potter's House Family & Children Treatment Center, LLC	GA	20-8357849	100.00%
Prospero Health Partners North Carolina, P.C.	NC	84-4569314	100.00%	The Tabor Therapy Group, Inc.	IL	46-5461304	100.00%
Prospero Health Partners, P.C.	MN	84-3234753	100.00%	Triangle Counseling Agency, Inc.	NC	26-2552129	100.00%
Prospero Medical Services New Jersey, P.C.	NJ	84-3844362	100.00%	Visiting Clinicians, P.C.	TN	85-2558515	100.00%
Prospero Medical Services, P.A.	FL	87-2406404	100.00%	WellMed Medical Group, P.A.	TX	74-2574229	100.00%
Psychiatry Services of New York, P.C.	NY	85-0921665	100.00%	WellMed Networks, Inc.	TX	74-2889447	100.00%
Psychiatry Specialists, S.C.	IL	27-3409538	100.00%	Bexar Imaging Center, LLC	TX	22-3858211	100.00%
Psychological Healthcare, PLLC	NY	16-1484552	100.00%	Homecare Dimensions of Florida, Inc.	TX	81-0884465	100.00%
Red Oak Counseling, Ltd.	WI	20-0785644	100.00%	Homecare Dimensions, Inc.	TX	74-2758644	100.00%
Redlands Family Practice Medical Group, Inc.	CA	56-2627067	100.00%	MAT-RX DEVELOPMENT, L.L.C.	TX	43-1967820	100.00%
Refresh Canopy Cove, Inc.	FL	82-3603285	100.00%	WellMed Florida Services, PLLC	TX	45-2158334	100.00%
Refresh Connecticut, PLLC	CT	84-2663780	100.00%	WellMed MSSP ACO, LLC	TX	84-2178104	100.00%
Mindscapes Counseling, PLLC	CT	47-2117693	100.00%	WellMed Network Medicare ACO, LLC	TX	84-2204650	100.00%

SCHEDULE Y – INFORMATION CONCERNING ACTIVITIES OF INSURER MEMBERS OF A HOLDING COMPANY GROUP
PART 1 – ORGANIZATIONAL CHART

Beneficially Owned Legal Entities

<u>Entity Name</u>	<u>Juris.</u>	<u>Federal Tax ID</u>	<u>Parent % Held</u>	<u>Entity Name</u>	<u>Juris.</u>	<u>Federal Tax ID</u>	<u>Parent % Held</u>
WellMed Network of Florida, Inc.	TX	35-2314192	100.00%				
WellMed Florida Medicare ACO, LLC	TX	84-2233329	100.00%				
WellMed Foundation Medicare ACO, LLC	TX	84-2193803	100.00%				
WellMed Texas Medicare ACO, LLC	TX	84-2219968	100.00%				
WellMed of Las Cruces, Inc.	TX	92-0183013	100.00%				
XLHome Michigan, P.C.	MI	46-3537245	100.00%				
XLHome Northeast, P.C.	NJ	45-5530241	100.00%				
XLHome Oklahoma, Inc.	OK	46-2931689	100.00%				
XLHome, P.C.	MD	27-3543997	100.00%				

SCHEDULE Y – INFORMATION CONCERNING ACTIVITIES OF INSURER MEMBERS OF A HOLDING COMPANY GROUP**PART 1 – ORGANIZATIONAL CHART**

Affiliated, Non-Owned Not-for-Profit Entities

<u>Legal Entity</u>	<u>State</u>	<u>FEIN</u>
LHC Group Employee Hardship Relief Fund	LA	n/a
One World Surgery	IL	47-5128573
Optum Global Employees' Gratuity Trust	India	n/a
SCA Teammate Support Network	AL	27-2096767
Surgical Care Affiliates Political Action Committee	AL	33-1187498
The Hospice Promise Foundation	LA	46-3961250
Hospice Promise Thrift Store, L.L.C.	LA	n/a
The OrthoAlliance Employee Assistance Foundation	OH	88-4919881
United Health Foundation	MN	41-1941615
UnitedHealthcare Children's Foundation, Inc.	MD	52-2177891

SCHEDULE Y – INFORMATION CONCERNING ACTIVITIES OF INSURER MEMBERS OF A HOLDING COMPANY GROUP

PART 1 – ORGANIZATIONAL CHART

Organizational Chart Footnotes

- (1) Entity is owned in full or in part by a UnitedHealth Group Incorporated friendly physician.
- (2) Control of the Foundation is based on sole membership, not the ownership of voting securities.
- (3) The remaining percentage is owned either by a non-affiliated entity, outside investor(s), current/former company officer(s), or third party shareholder(s).
- (4) The minority percentage is owned by one or more affiliated UnitedHealth Group Incorporated subsidiaries. Voting rights do vary.
- (5) No information of the other shareholder(s) has been provided
- (6) General partnership interests are held by United HealthCare Services, Inc. (89.77%) and by UnitedHealthcare, Inc. (10.23%). United HealthCare Services, Inc. also holds 100% of the limited partnership interests. When combining general and limited partner interests, United HealthCare Services, Inc. owns 94.18% and UnitedHealthcare, Inc. owns 5.83%.
- (7) Branch offices in Iraq and Uganda.
- (8) H&W Indemnity (SPC), Ltd. is an exempted segregated portfolio company organized under the laws of the Cayman Islands and holds a Cayman insurance license.
- (9) Registered as a foreign shareholder in Brazil.
- (10) Open
- (11) Polar II Fundo de Investimento em Participações is a Brazilian private equity investment fund incorporated in the form of a closed-end condominium.
- (12) N/A
- (13) Open
- (14) Open
- (15) Registered branch in the United Kingdom.
- (16) Open
- (17) Entity is not directly owned by the parent. However, the parent does have a viable economic interest as well as control over the entity through contractual agreements.

STATEMENT AS OF MARCH 31, 2026 OF THE UNITEDHEALTHCARE OF THE MIDLANDS, INC.

SCHEDULE Y
PART 1A - DETAILS OF INSURANCE HOLDING COMPANY SYSTEM

1	2	3	4	5	6	7	8	9	10	11	12	13	14	15	16
Group Code	Group Name	NAIC Company Code	ID Number	Federal RSSD	CIK	Name of Securities Exchange if Publicly Traded (U.S. or International)	Names of Parent, Subsidiaries Or Affiliates	Domiciliary Location	Relationship to Reporting Entity	Directly Controlled by (Name of Entity/Person)	Type of Control (Ownership, Board, Management, Attorney-in-Fact, Influence, Other)	If Control is Ownership Provide Percentage	Ultimate Controlling Entity(ies)/Person(s)	Is an SCA Filing Required? (Yes/No)	*
		00000	98-1308130				1070715 B.C. Unlimited Liability Company	..CANNIA	OptumRx Group Holdings, Inc.	Ownership	100.000	UnitedHealth Group Incorporated	..NO	
		00000	27-2624551				310 Canyon Medical, LLC	..CANIA	Monarch Management Services, Inc.	Ownership	100.000	UnitedHealth Group Incorporated	..NO	
		00000	45-2402948				4C Medical Group, PLC	..AZNIA	Greater Phoenix Collaborative Care, P.C.	Ownership	100.000	UnitedHealth Group Incorporated	..NO	1
		00000	84-1900997				4C MSO LLC	..DENIA	Collaborative Care Holdings, LLC	Ownership	100.000	UnitedHealth Group Incorporated	..NO	
		00000	35-2607738				5995 Minnetonka, LLC	..DENIA	UnitedHealthcare Insurance Company	Ownership	100.000	UnitedHealth Group Incorporated	..NO	
		00000	33-3793013				7139 Red Bug Oviedo RE, LLC	..FLNIA	Durable Investment Return Terra, LLC	Ownership	100.000	UnitedHealth Group Incorporated	..NO	
		00000	41-2174802				A Better Way Therapy, L.L.C.	..NENIA	Refresh Mental Health, Inc.	Ownership	100.000	UnitedHealth Group Incorporated	..NO	
		00000	22-3149900				A.G. Dikengil, Inc.	..NJNIA	Optum Medical Care of New Jersey, P.C.	Ownership	100.000	UnitedHealth Group Incorporated	..NO	1
		00000					A+ Learning and Development Centers LLC	..OHNIA	OhioSolutions.org LLC	Ownership	100.000	UnitedHealth Group Incorporated	..NO	
		00000	72-1187363				AAA Home Health, Inc.	..LANIA	Louisiana Health Care Group, L.L.C.	Ownership	100.000	UnitedHealth Group Incorporated	..NO	
		00000	64-0917741				Able Home Health, Inc.	..ALNIA	Alabama Health Care Group, LLC	Ownership	100.000	UnitedHealth Group Incorporated	..NO	
		00000	64-0917990				Able Home Health, Inc.	..MSNIA	Mississippi Health Care Group, LLC	Ownership	100.000	UnitedHealth Group Incorporated	..NO	
		00000	47-5519672				AbleTo Behavioral Health Services, PC	..CTNIA	Physician(s) Owned	Influence	0.000	UnitedHealth Group Incorporated	..NO	1
		00000	85-0739865				AbleTo Licensed Clinical Social Worker Services, P.C.	..CANIA	Physician(s) Owned	Influence	0.000	UnitedHealth Group Incorporated	..NO	1
		00000	46-2468224				AbleTo, Inc.	..DENIA	Avery Parent Holdings, Inc.	Ownership	100.000	UnitedHealth Group Incorporated	..NO	
		00000	71-0917929				Acadian Home Health Care Services, L.L.C.	..LANIA	Louisiana Health Care Group, L.L.C.	Ownership	100.000	UnitedHealth Group Incorporated	..NO	
		00000	46-1076268				Acadian HomeCare of New Iberia, LLC	..LANIA	Louisiana Health Care Group, L.L.C.	Ownership	75.000	UnitedHealth Group Incorporated	..NO	
		00000	71-0917930				Acadian HomeCare, L.L.C.	..LANIA	Louisiana Health Care Group, L.L.C.	Ownership	100.000	UnitedHealth Group Incorporated	..NO	
		00000	81-0789869				Acadian Physical Therapy Services, LLC	..LANIA	LHC Group, Inc.	Ownership	100.000	UnitedHealth Group Incorporated	..NO	
		00000	85-0718804				Access Holding Company, LLC	..NJNIA	PE New Jersey Holdco, LLC	Ownership	40.360	UnitedHealth Group Incorporated	..NO	2
		00000	27-1366872				Access Hospice, LLC	..MONIA	Missouri Health Care Group, LLC	Ownership	100.000	UnitedHealth Group Incorporated	..NO	
		00000	46-3525753				Accountable Physician Services, LLC	..TNNIA	Holston MSO, LLC	Ownership	100.000	UnitedHealth Group Incorporated	..NO	2
		00000	52-2363705				Accumled Home Health of Georgia, L.L.C.	..GANIA	Amedisys Holding, L.L.C.	Ownership	100.000	UnitedHealth Group Incorporated	..NO	
		00000	99-4163615				ACF Group, Inc.	..DENIA	Georgia Health Care Group, L.L.C.	Ownership	100.000	UnitedHealth Group Incorporated	..NO	
		00000	83-3200462				ACHC ACO, LLC	..KYNIA	LHC Group, Inc.	Ownership	100.000	UnitedHealth Group Incorporated	..NO	
		00000	41-1913523				ACN Group IPA of New York, Inc.	..NYNIA	OptumHealth Care Solutions, LLC	Ownership	100.000	UnitedHealth Group Incorporated	..NO	
		00000	27-0015861				ACN Group of California, Inc.	..CAIA	OptumHealth Care Solutions, LLC	Ownership	100.000	UnitedHealth Group Incorporated	..NO	
		00000	47-4049515				ACO Clinical Partners, LLC	..KYNIA	Imperium Health Management, LLC	Ownership	100.000	UnitedHealth Group Incorporated	..NO	
		00000	98-1446128				Administradora Clínica La Colina S.A.S.	..COLNIA	Banmedica Internacional SpA	Ownership	50.000	UnitedHealth Group Incorporated	..NO	
		00000	98-1446128				Administradora Clínica La Colina S.A.S.	..COLNIA	CDC Holdings Colombia S.A.S.	Ownership	50.000	UnitedHealth Group Incorporated	..NO	
		00000	98-1446125				Administradora Country S.A.S.	..COLNIA	Banmedica SpA	Ownership	50.000	UnitedHealth Group Incorporated	..NO	
		00000	98-1446125				Administradora Country S.A.S.	..COLNIA	CDC Holdings Colombia S.A.S.	Ownership	50.000	UnitedHealth Group Incorporated	..NO	
		00000	98-1451601				Administradora Médica Centromed S.A.	..CHLNIA	Vida Integra S.p.A.	Ownership	100.000	UnitedHealth Group Incorporated	..NO	
		00000	06-1207175				Adult Day Care of America, Inc.	..DENIA	Almost Family, Inc.	Ownership	100.000	UnitedHealth Group Incorporated	..NO	
		00000					Advanced Care House Calls of Alabama, LLC	..ALNIA	Alabama Health Care Group, LLC	Ownership	100.000	UnitedHealth Group Incorporated	..NO	
		00000					Advanced Care House Calls of California, LLC	..CANIA	California Health Care Group, LLC	Ownership	100.000	UnitedHealth Group Incorporated	..NO	
		00000	30-1111990				Advanced Care House Calls of Florida, LLC	..FLNIA	LHC Health Care Group of Florida, LLC	Ownership	100.000	UnitedHealth Group Incorporated	..NO	
		00000					Advanced Care House Calls of Georgia, LLC	..GANIA	OptumRx Holdings, LLC	Ownership	100.000	UnitedHealth Group Incorporated	..NO	
		00000					Advanced Care House Calls of Idaho, LLC	..IDNIA	Idaho Health Care Group, LLC	Ownership	100.000	UnitedHealth Group Incorporated	..NO	
		00000					Advanced Care House Calls of Illinois, LLC	..ILNIA	Illinois Health Care Group, LLC	Ownership	100.000	UnitedHealth Group Incorporated	..NO	
		00000					Advanced Care House Calls of Michigan, LLC	..MINIA	LHC Home Health Care Group of Michigan, LLC	Ownership	100.000	UnitedHealth Group Incorporated	..NO	
		00000					Advanced Care House Calls of Mississippi, LLC	..MSNIA	Mississippi Health Care Group, LLC	Ownership	100.000	UnitedHealth Group Incorporated	..NO	
		00000	84-4014730				Advanced Care House Calls of New Hampshire, LLC	..NHNIA	New Hampshire Health Care Group, LLC	Ownership	100.000	UnitedHealth Group Incorporated	..NO	
		00000	83-4514991				Advanced Care House Calls of New Mexico, LLC	..NMNIA	New Mexico Health Care Group, LLC	Ownership	100.000	UnitedHealth Group Incorporated	..NO	

STATEMENT AS OF MARCH 31, 2026 OF THE UNITEDHEALTHCARE OF THE MIDLANDS, INC.

SCHEDULE Y
PART 1A - DETAILS OF INSURANCE HOLDING COMPANY SYSTEM

1	2	3	4	5	6	7	8	9	10	11	12	13	14	15	16
Group Code	Group Name	NAIC Company Code	ID Number	Federal RSSD	CIK	Name of Securities Exchange if Publicly Traded (U.S. or International)	Names of Parent, Subsidiaries Or Affiliates	Domi-ciliary Location	Relation-ship to Reporting Entity	Directly Controlled by (Name of Entity/Person)	Type of Control (Ownership, Board, Management, Attorney-in-Fact, Influence, Other)	If Control is Ownership Provide Percentage	Ultimate Controlling Entity(ies)/Person(s)	Is an SCA Filing Re-quired? (Yes/No)	*
		00000					Advanced Care House Calls of Oregon, LLC	OR	NIA	Oregon Health Care Group, LLC	Ownership	100.000	UnitedHealth Group Incorporated	NO	
		00000					Advanced Care House Calls of Pennsylvania, LLC	PA	NIA	Pennsylvania Health Care Group Holdings, LLC	Ownership	100.000	UnitedHealth Group Incorporated	NO	
		00000					Advanced Care House Calls of Rhode Island, LLC	RI	NIA	Rhode Island Health Care Group, LLC	Ownership	100.000	UnitedHealth Group Incorporated	NO	
		00000					Advanced Care House Calls of South Carolina, LLC	SC	NIA	South Carolina Health Care Group, LLC	Ownership	100.000	UnitedHealth Group Incorporated	NO	
		00000					Advanced Care House Calls of Texas, LLC	TX	NIA	Texas Health Care Group, L.L.C.	Ownership	100.000	UnitedHealth Group Incorporated	NO	
		00000					Advanced Care House Calls of Washington, LLC	WA	NIA	Washington Health Care Group, LLC	Ownership	100.000	UnitedHealth Group Incorporated	NO	
		00000					Advanced Care House Calls of Wisconsin, LLC	WI	NIA	Wisconsin Health Care Group, LLC	Ownership	100.000	UnitedHealth Group Incorporated	NO	
		00000	86-3179032				Advanced Clinical Partners, LLC	KY	NIA	Imperium Health Management, LLC	Ownership	100.000	UnitedHealth Group Incorporated	NO	
		00000	26-1666243				Advanced Geriatric Education & Consulting, LLC	OH	NIA	Black Stone Operations, LLC	Ownership	100.000	UnitedHealth Group Incorporated	NO	
		00000	88-3999538				Advanced Surgery Center of Carlsbad, LLC	CA	NIA	SCA-Carlsbad Holdings, LLC	Ownership	100.000	UnitedHealth Group Incorporated	NO	
		00000	20-1310827				Advanced Surgery Center of Clifton, LLC	NJ	NIA	Riverside Medical Management, LLC	Ownership	9.900	UnitedHealth Group Incorporated	NO	
		00000	20-1310827				Advanced Surgery Center of Clifton, LLC	NJ	NIA	SCA Clifton, LLC	Ownership	57.900	UnitedHealth Group Incorporated	NO	
		00000	47-5144859				Advanced Surgical Center, LLC	TX	NIA	SCA Duncanville Holdings, LLC	Ownership	51.000	UnitedHealth Group Incorporated	NO	
		00000	26-4093335				Advanced Surgical Hospital, LLC	PA	NIA	SCA Southwestern PA, LLC	Ownership	55.624	UnitedHealth Group Incorporated	NO	
		00000	26-3209183				Advanced Therapy Associates LLC	OK	NIA	Refresh Mental Health, Inc.	Ownership	100.000	UnitedHealth Group Incorporated	NO	
		00000					Adventa Hospice, L.L.C.	FL	NIA	Amedisys Holding, L.L.C.	Ownership	100.000	UnitedHealth Group Incorporated	NO	
		00000	47-5337115				Advocate Condell Ambulatory Surgery Center, LLC	IL	NIA	Advocate-SCA Partners, LLC	Ownership	71.000	UnitedHealth Group Incorporated	NO	
		00000	36-4437931				Advocate Southwest Ambulatory Surgery Center, L.L.C.	IL	NIA	Advocate-SCA Partners, LLC	Ownership	52.522	UnitedHealth Group Incorporated	NO	
		00000	47-4012497				Advocate-SCA Partners, LLC	DE	NIA	SCA-Illinois, LLC	Ownership	51.000	UnitedHealth Group Incorporated	NO	
		00000	61-1464714				Aesthetic Plastic Surgery Institute of Louisville, LLC	KY	NIA	SCA Louisville, LLC	Ownership	55.000	UnitedHealth Group Incorporated	NO	
		00000	26-3287805				AF-CH-HH, LLC	DE	NIA	National Health Industries, Inc.	Ownership	100.000	UnitedHealth Group Incorporated	NO	
		00000	26-2866404				AFAM Acquisition, LLC	KY	NIA	Almost Family, Inc.	Ownership	100.000	UnitedHealth Group Incorporated	NO	
		00000	85-3047540				AFAM Holding Co II, LLC	DE	NIA	AFAM Sub I, LLC	Ownership	20.000	UnitedHealth Group Incorporated	NO	
		00000	85-3047540				AFAM Holding Co II, LLC	DE	NIA	National Health Industries, Inc.	Ownership	80.000	UnitedHealth Group Incorporated	NO	
		00000	86-3137505				AFAM Holding Co III, LLC	DE	NIA	AFAM Sub I, LLC	Ownership	20.000	UnitedHealth Group Incorporated	NO	
		00000	86-3137505				AFAM Holding Co III, LLC	DE	NIA	National Health Industries, Inc.	Ownership	80.000	UnitedHealth Group Incorporated	NO	
		00000	92-2908587				AFAM Holding Co IV, LLC	OK	NIA	National Health Industries, Inc.	Ownership	80.000	UnitedHealth Group Incorporated	NO	
		00000	92-2908587				AFAM Holding Co IV, LLC	OK	NIA	AFAM Sub I, LLC	Ownership	20.000	UnitedHealth Group Incorporated	NO	
		00000	93-2670946				AFAM Holding Co V, LLC	DE	NIA	AFAM Sub I, LLC	Ownership	20.000	UnitedHealth Group Incorporated	NO	
		00000	93-2670946				AFAM Holding Co V, LLC	DE	NIA	National Health Industries, Inc.	Ownership	80.000	UnitedHealth Group Incorporated	NO	
		00000	99-1645529				AFAM Holding Co VI, LLC	NC	NIA	AFAM Sub I, LLC	Ownership	20.000	UnitedHealth Group Incorporated	NO	
		00000	99-1645529				AFAM Holding Co VI, LLC	NC	NIA	National Health Industries, Inc.	Ownership	80.000	UnitedHealth Group Incorporated	NO	
		00000	99-4147356				AFAM Holding Co VII, LLC	DE	NIA	National Health Industries, Inc.	Ownership	80.000	UnitedHealth Group Incorporated	NO	
		00000	99-4147356				AFAM Holding Co VII, LLC	DE	NIA	AFAM Sub I, LLC	Ownership	20.000	UnitedHealth Group Incorporated	NO	
		00000	99-4712866				AFAM Holding Co VIII, LLC	DE	NIA	National Health Industries, Inc.	Ownership	80.000	UnitedHealth Group Incorporated	NO	
		00000	99-4712866				AFAM Holding Co VIII, LLC	DE	NIA	AFAM Sub I, LLC	Ownership	20.000	UnitedHealth Group Incorporated	NO	
		00000	83-3778238				AFAM Holding Co, LLC	DE	NIA	National Health Industries, Inc.	Ownership	80.000	UnitedHealth Group Incorporated	NO	
		00000	83-3778238				AFAM Holding Co, LLC	DE	NIA	AFAM Sub I, LLC	Ownership	20.000	UnitedHealth Group Incorporated	NO	
		00000	83-3778263				AFAM Sub I, LLC	DE	NIA	Almost Family, Inc.	Ownership	100.000	UnitedHealth Group Incorporated	NO	
		00000	46-1494814				Affirmations Psychological Services, LLC	OH	NIA	Refresh Mental Health, Inc.	Ownership	100.000	UnitedHealth Group Incorporated	NO	
		00000	87-0783724				Agape Health Care Agency, LLC	OH	NIA	Guardian Healthcare Holdings, Inc.	Ownership	100.000	UnitedHealth Group Incorporated	NO	
		00000	68-0566178				AHCG Management, LLC	AR	NIA	LHC Group, Inc.	Ownership	100.000	UnitedHealth Group Incorporated	NO	

STATEMENT AS OF MARCH 31, 2026 OF THE UNITEDHEALTHCARE OF THE MIDLANDS, INC.

SCHEDULE Y
PART 1A - DETAILS OF INSURANCE HOLDING COMPANY SYSTEM

1	2	3	4	5	6	7	8	9	10	11	12	13	14	15	16
Group Code	Group Name	NAIC Company Code	ID Number	Federal RSSD	CIK	Name of Securities Exchange if Publicly Traded (U.S. or International)	Names of Parent, Subsidiaries Or Affiliates	Domiciliary Location	Relationship to Reporting Entity	Directly Controlled by (Name of Entity/Person)	Type of Control (Ownership, Board, Management, Attorney-in-Fact, Influence, Other)	If Control is Ownership Provide Percentage	Ultimate Controlling Entity(ies)/Person(s)	Is an SCA Filing Required? (Yes/No)	*
		00000	45-4171713				AHN Accountable Care Organization, LLC	IN	NIA	American Health Network of Indiana, LLC	Ownership	100.000	UnitedHealth Group Incorporated	NO	1
		00000	35-2109566				AHN Central Services, LLC	IN	NIA	AHN Target Holdings, LLC	Ownership	100.000	UnitedHealth Group Incorporated	NO	
		00000	82-5224188				AHN Surgery Center Holdings, LLC	IN	NIA	American Health Network of Indiana, LLC	Ownership	100.000	UnitedHealth Group Incorporated	NO	1
		00000	35-2582899				AHN Target Holdings, LLC	DE	NIA	Collaborative Care Holdings, LLC	Ownership	80.100	UnitedHealth Group Incorporated	NO	
		00000	11-3729620				Alabama Health Care Group, LLC	AL	NIA	LHC Group, Inc.	Ownership	100.000	UnitedHealth Group Incorporated	NO	
		00000	83-0575810				Alabama Infusion Services, LLC	AL	NIA	Measure Health Innovations LLC	Ownership	100.000	UnitedHealth Group Incorporated	NO	
		00000	88-2854407				Alabama Physical Therapy Services of Birmingham, LLC	AL	NIA	Alabama Health Care Group, LLC	Ownership	100.000	UnitedHealth Group Incorporated	NO	
		00000	99-0756105				Alabama Physical Therapy Services of Foley, LLC	AL	NIA	Alabama Health Care Group, LLC	Ownership	100.000	UnitedHealth Group Incorporated	NO	
		00000	85-4022834				Alaska Health Care Group, LLC	AK	NIA	LHC Group, Inc.	Ownership	100.000	UnitedHealth Group Incorporated	NO	
		00000	20-1031909				Albert Gallatin Home Care And Hospice Services, LLC	DE	NIA	TLC Health Care Services, L.L.C.	Ownership	100.000	UnitedHealth Group Incorporated	NO	
		00000	46-3477124				Aleph Psychological Services, Inc.	CA	NIA	Physician(s) Owned	Influence	0.000	UnitedHealth Group Incorporated	NO	1
		00000	47-1533012				Alexandria Ambulatory Surgery Center, LP	TX	NIA	Cardiac Cath Lab of Alexandria, LP	Ownership	100.000	UnitedHealth Group Incorporated	NO	
		00000	98-1447435				Aliansalud Entidad Promotora de Salud S.A.	COL	NIA	Banmedica SpA	Ownership	76.290	UnitedHealth Group Incorporated	NO	
		00000	98-1447435				Aliansalud Entidad Promotora de Salud S.A.	COL	NIA	Constructora Inmobiliaria Magapoq S.A.	Ownership	0.000	UnitedHealth Group Incorporated	NO	
0707	UnitedHealth Group Incorporated	82406	35-1665915				All Savers Insurance Company	IN	IA	Golden Rule Financial Corporation	Ownership	100.000	UnitedHealth Group Incorporated	NO	
		73130	35-1744596				All Savers Life Insurance Company of California	CA	IA	Golden Rule Financial Corporation	Ownership	100.000	UnitedHealth Group Incorporated	NO	
		00000	27-1367127				Alliance Surgical Center, LLC	FL	NIA	Endoscopy Center Affiliates, Inc.	Ownership	12.500	UnitedHealth Group Incorporated	NO	
		00000	27-1367127				Alliance Surgical Center, LLC	FL	NIA	SCA-Alliance, LLC	Ownership	52.500	UnitedHealth Group Incorporated	NO	
		00000	35-2057452				Allied Physicians Surgery Center, LLC	IN	NIA	Beacon Orthopaedic Partners HoldCo, LLC	Ownership	35.000	UnitedHealth Group Incorporated	NO	2
		00000	87-2158427				Allina Health Heart and Vascular Surgery Center, LLC	MN	NIA	WestHealth JV Holdings, LLC	Ownership	51.000	UnitedHealth Group Incorporated	NO	2
		00000	87-1746250				Allina Health Surgery Center - Brooklyn Park, LLC	MN	NIA	WestHealth JV Holdings, LLC	Ownership	62.000	UnitedHealth Group Incorporated	NO	2
		00000	88-3732480				Allina Health Surgery Center - Lakeville, LLC	MN	NIA	WestHealth JV Holdings, LLC	Ownership	51.000	UnitedHealth Group Incorporated	NO	
		00000	88-2406421				Allina Health Surgery Center - Vadnais Heights, LLC	MN	NIA	WestHealth JV Holdings, LLC	Ownership	51.000	UnitedHealth Group Incorporated	NO	
		00000	61-1166649				Almost Family ACO Services of Kentucky, LLC	KY	NIA	National Health Industries, Inc.	Ownership	100.000	UnitedHealth Group Incorporated	NO	
		00000	46-5765971				Almost Family ACO Services of South Florida, LLC	FL	NIA	National Health Industries, Inc.	Ownership	100.000	UnitedHealth Group Incorporated	NO	
		00000	47-0979130				Almost Family ACO Services of Tennessee, LLC	TN	NIA	SunCrest Healthcare, Inc.	Ownership	100.000	UnitedHealth Group Incorporated	NO	
		00000	26-1260724				Almost Family PC of Ft. Lauderdale, LLC	FL	NIA	National Health Industries, Inc.	Ownership	100.000	UnitedHealth Group Incorporated	NO	
		00000	26-1259925				Almost Family PC of Kentucky, LLC	KY	NIA	National Health Industries, Inc.	Ownership	100.000	UnitedHealth Group Incorporated	NO	
		00000	26-1261522				Almost Family PC of SW Florida, LLC	FL	NIA	National Health Industries, Inc.	Ownership	100.000	UnitedHealth Group Incorporated	NO	
		00000	26-1263982				Almost Family PC of West Palm, LLC	FL	NIA	National Health Industries, Inc.	Ownership	100.000	UnitedHealth Group Incorporated	NO	
		00000	84-4879227				Almost Family Personal Care, LLC	WI	NIA	Wisconsin Health Care Group, LLC	Ownership	100.000	UnitedHealth Group Incorporated	NO	
		00000	06-1153720				Almost Family, Inc.	DE	NIA	LHC Group, Inc.	Ownership	100.000	UnitedHealth Group Incorporated	NO	
		00000	63-1231942				Aloha Surgical Center, LLC	TN	NIA	Surgery Center of Maui, LLC	Ownership	67.000	UnitedHealth Group Incorporated	NO	
		00000	45-3437288				Altus Hospice of Georgia, LLC	DE	NIA	Halcyon Healthcare, LLC	Ownership	100.000	UnitedHealth Group Incorporated	NO	
		00000	65-1095227				Ambient Healthcare, Inc.	FL	NIA	Ambient Holdings, Inc.	Ownership	100.000	UnitedHealth Group Incorporated	NO	
		00000	45-2161438				Ambient Holdings, Inc.	DE	NIA	Optum Infusion Services 500, Inc.	Ownership	100.000	UnitedHealth Group Incorporated	NO	
		00000	20-0064962				Ambulatory Center for Endoscopy, L.L.C.	NJ	NIA	Physicians Endoscopy, L.L.C.	Ownership	67.562	UnitedHealth Group Incorporated	NO	
		00000	88-2464526				Ambulatory Partner Holdings, LLC	NY	NIA	Physician(s) Owned	Influence	0.000	UnitedHealth Group Incorporated	NO	1
		00000	36-4751522				Amedisys Alabama, L.L.C.	AL	NIA	Amedisys Holding, L.L.C.	Ownership	100.000	UnitedHealth Group Incorporated	NO	
		00000	20-5611419				Amedisys Arizona, L.L.C.	AZ	NIA	Amedisys Holding, L.L.C.	Ownership	100.000	UnitedHealth Group Incorporated	NO	

STATEMENT AS OF MARCH 31, 2026 OF THE UNITEDHEALTHCARE OF THE MIDLANDS, INC.

SCHEDULE Y
PART 1A - DETAILS OF INSURANCE HOLDING COMPANY SYSTEM

1	2	3	4	5	6	7	8	9	10	11	12	13	14	15	16
Group Code	Group Name	NAIC Company Code	ID Number	Federal RSSD	CIK	Name of Securities Exchange if Publicly Traded (U.S. or International)	Names of Parent, Subsidiaries Or Affiliates	Domi-ciliary Location	Relation-ship to Reporting Entity	Directly Controlled by (Name of Entity/Person)	Type of Control (Ownership, Board, Management, Attorney-in-Fact, Influence, Other)	If Control is Ownership Provide Percentage	Ultimate Controlling Entity(ies)/Person(s)	Is an SCA Filing Re-quired? (Yes/No)	*
		00000	45-1646852				Amedisys Ba, LLC	DE	NIA	Amedisys Holding, L.L.C.	Ownership	100.000	UnitedHealth Group Incorporated	NO	
		00000	26-1367795				Amedisys Delaware, L.L.C.	DE	NIA	Amedisys Holding, L.L.C.	Ownership	100.000	UnitedHealth Group Incorporated	NO	
		00000	20-1032641				Amedisys District of Columbia, LLC	DC	NIA	Amedisys Holding, L.L.C.	Ownership	100.000	UnitedHealth Group Incorporated	NO	
		00000	59-3678437				Amedisys Florida, L.L.C.	FL	NIA	Amedisys Holding, L.L.C.	Ownership	100.000	UnitedHealth Group Incorporated	NO	
		00000	72-1428476				Amedisys Georgia, L.L.C.	GA	NIA	Amedisys Holding, L.L.C.	Ownership	100.000	UnitedHealth Group Incorporated	NO	
		00000	38-3923987				Amedisys Health Care West, L.L.C.	DE	NIA	Amedisys Holding, L.L.C.	Ownership	100.000	UnitedHealth Group Incorporated	NO	
		00000	36-4576454				Amedisys Holding, L.L.C.	LA	NIA	Amedisys, Inc.	Ownership	100.000	UnitedHealth Group Incorporated	NO	
		00000	99-4782413				Amedisys Home Health of Maryland, LLC	MD	NIA	Amedisys Holding, L.L.C.	Ownership	100.000	UnitedHealth Group Incorporated	NO	
		00000	86-2827212				Amedisys Home Health Of Nebraska, L.L.C.	NE	NIA	Amedisys Holding, L.L.C.	Ownership	100.000	UnitedHealth Group Incorporated	NO	
		00000	57-1119857				Amedisys Home Health Of South Carolina, L.L.C.	SC	NIA	Amedisys Holding, L.L.C.	Ownership	100.000	UnitedHealth Group Incorporated	NO	
		00000	39-4585914				Amedisys Home Health of Virginia Sub 1, L.L.C.	VA	NIA	Amedisys Home Health Of Virginia, L.L.C.	Ownership	100.000	UnitedHealth Group Incorporated	NO	
		00000	39-4565246				Amedisys Home Health of Virginia Sub 2, L.L.C.	VA	NIA	Amedisys Home Health of Virginia Sub 1, L.L.C.	Ownership	100.000	UnitedHealth Group Incorporated	NO	
		00000	62-1818333				Amedisys Home Health Of Virginia, L.L.C.	VA	NIA	Amedisys Holding, L.L.C.	Ownership	100.000	UnitedHealth Group Incorporated	NO	
		00000	27-0078073				Amedisys Hospice, L.L.C.	LA	NIA	Amedisys Holding, L.L.C.	Ownership	100.000	UnitedHealth Group Incorporated	NO	
		00000	26-0458719				Amedisys Idaho, L.L.C.	ID	NIA	Amedisys Holding, L.L.C.	Ownership	100.000	UnitedHealth Group Incorporated	NO	
		00000	20-8349848				Amedisys Illinois, L.L.C.	IL	NIA	Amedisys Holding, L.L.C.	Ownership	100.000	UnitedHealth Group Incorporated	NO	
		00000	20-8718537				Amedisys Indiana, L.L.C.	IN	NIA	Amedisys Holding, L.L.C.	Ownership	100.000	UnitedHealth Group Incorporated	NO	
		00000	20-8307808				Amedisys Kansas, L.L.C.	KS	NIA	Amedisys Holding, L.L.C.	Ownership	100.000	UnitedHealth Group Incorporated	NO	
		00000	91-2197557				Amedisys LA Acquisitions, L.L.C.	LA	NIA	Amedisys Holding, L.L.C.	Ownership	100.000	UnitedHealth Group Incorporated	NO	
		00000	72-1429887				Amedisys Louisiana, L.L.C.	LA	NIA	Amedisys Holding, L.L.C.	Ownership	100.000	UnitedHealth Group Incorporated	NO	
		00000	26-1477601				Amedisys Maine, P.L.L.C.	ME	NIA	Amedisys Holding, L.L.C.	Ownership	100.000	UnitedHealth Group Incorporated	NO	
		00000	20-3333939				Amedisys Missouri, L.L.C.	MO	NIA	Amedisys Holding, L.L.C.	Ownership	100.000	UnitedHealth Group Incorporated	NO	
		00000	30-1263673				Amedisys Nebraska, L.L.C.	NE	NIA	Amedisys Holding, L.L.C.	Ownership	100.000	UnitedHealth Group Incorporated	NO	
		00000	26-0590826				Amedisys New Hampshire, L.L.C.	NH	NIA	Amedisys Holding, L.L.C.	Ownership	100.000	UnitedHealth Group Incorporated	NO	
		00000	27-0797096				Amedisys New Jersey, L.L.C.	NJ	NIA	Amedisys Holding, L.L.C.	Ownership	100.000	UnitedHealth Group Incorporated	NO	
		00000	72-1428474				Amedisys North Carolina, L.L.C.	NC	NIA	Amedisys Holding, L.L.C.	Ownership	100.000	UnitedHealth Group Incorporated	NO	
		00000	58-2567724				Amedisys Northwest, L.L.C.	GA	NIA	Amedisys Holding, L.L.C.	Ownership	100.000	UnitedHealth Group Incorporated	NO	
		00000	20-5509220				Amedisys Ohio, L.L.C.	OH	NIA	Amedisys Holding, L.L.C.	Ownership	100.000	UnitedHealth Group Incorporated	NO	
		00000	62-1752120				Amedisys Oklahoma, L.L.C.	OK	NIA	Amedisys Holding, L.L.C.	Ownership	100.000	UnitedHealth Group Incorporated	NO	
		00000	26-0528775				Amedisys Oregon, L.L.C.	OR	NIA	Amedisys Holding, L.L.C.	Ownership	100.000	UnitedHealth Group Incorporated	NO	
		00000					Amedisys PAC, LLC	LA	NIA	Amedisys, Inc.	Ownership	100.000	UnitedHealth Group Incorporated	NO	
		00000	20-8619703				Amedisys Pennsylvania, L.L.C.	PA	NIA	Amedisys Holding, L.L.C.	Ownership	100.000	UnitedHealth Group Incorporated	NO	
		00000	37-1750018				Amedisys Personal Care, LLC	DE	NIA	Amedisys Holding, L.L.C.	Ownership	100.000	UnitedHealth Group Incorporated	NO	
		00000	26-1828505				Amedisys Rhode Island, L.L.C.	RI	NIA	Amedisys Holding, L.L.C.	Ownership	100.000	UnitedHealth Group Incorporated	NO	
		00000	20-1968800				Amedisys SC, L.L.C.	SC	NIA	Amedisys Holding, L.L.C.	Ownership	100.000	UnitedHealth Group Incorporated	NO	
		00000	20-3217688				Amedisys Sp-OH, L.L.C.	OH	NIA	Amedisys Holding, L.L.C.	Ownership	100.000	UnitedHealth Group Incorporated	NO	
		00000	04-3596203				Amedisys Texas, L.L.C.	TX	NIA	Amedisys Holding, L.L.C.	Ownership	100.000	UnitedHealth Group Incorporated	NO	
		00000	26-2040823				Amedisys TLC Acquisition, L.L.C.	LA	NIA	Amedisys Holding, L.L.C.	Ownership	100.000	UnitedHealth Group Incorporated	NO	
		00000	27-1822539				Amedisys Virginia, L.L.C.	VA	NIA	Amedisys Holding, L.L.C.	Ownership	100.000	UnitedHealth Group Incorporated	NO	
		00000	26-0557106				Amedisys Washington, L.L.C.	WA	NIA	Amedisys Holding, L.L.C.	Ownership	100.000	UnitedHealth Group Incorporated	NO	
		00000	26-1457534				Amedisys Wisconsin, L.L.C.	WI	NIA	Amedisys Holding, L.L.C.	Ownership	100.000	UnitedHealth Group Incorporated	NO	
		00000	11-3131700				Amedisys, Inc.	DE	NIA	UnitedHealth Group Incorporated	Ownership	100.000	UnitedHealth Group Incorporated	NO	
		00000	35-1930805				American Health Network of Indiana II, LLC	IN	NIA	AHN Target Holdings, LLC	Ownership	100.000	UnitedHealth Group Incorporated	NO	
		00000	35-2108729				American Health Network of Indiana, LLC	IN	NIA	Physician(s) Owned	Influence	0.000	UnitedHealth Group Incorporated	NO	1
		00000	85-2849994				American Health Network of Kentucky, LLC	KY	NIA	AHN Target Holdings, LLC	Ownership	100.000	UnitedHealth Group Incorporated	NO	
		00000	45-4132160				American Health Network of Ohio Care Organization, LLC	OH	NIA	AHN Target Holdings, LLC	Ownership	100.000	UnitedHealth Group Incorporated	NO	

STATEMENT AS OF MARCH 31, 2026 OF THE UNITEDHEALTHCARE OF THE MIDLANDS, INC.

SCHEDULE Y
PART 1A - DETAILS OF INSURANCE HOLDING COMPANY SYSTEM

1	2	3	4	5	6	7	8	9	10	11	12	13	14	15	16		
Group Code	Group Name	NAIC Company Code	ID Number	Federal RSSD	CIK	Name of Securities Exchange if Publicly Traded (U.S. or International)	Names of Parent, Subsidiaries Or Affiliates	Domi-ciliary Location	Relation-ship to Reporting Entity	Directly Controlled by (Name of Entity/Person)	Type of Control (Ownership, Board, Management, Attorney-in-Fact, Influence, Other)	If Control is Ownership Provide Percentage	Ultimate Controlling Entity(ies)/Person(s)	Is an SCA Filing Re-quired? (Yes/No)	*		
0707	UnitedHealth Group Incorporated	00000	31-1424956				American Health Network of Ohio II, LLC	OH	NIA	AHN Target Holdings, LLC	Ownership	100.000	UnitedHealth Group Incorporated	NO			
		00000	31-1424957				American Health Network of Ohio, LLC	OH	NIA	AHN Target Holdings, LLC	Ownership	100.000	UnitedHealth Group Incorporated	NO			
		00000	54-1743136				AmeriChoice Corporation	DE	NIA	UnitedHealth Group Incorporated	Ownership	100.000	UnitedHealth Group Incorporated	NO			
		95497	22-3368602				AmeriChoice of New Jersey, Inc.	NJ	IA	AmeriChoice Corporation	Ownership	100.000	UnitedHealth Group Incorporated	NO			
		00000	92-0712514				AMG Health, LLC	DE	NIA	Collaborative Care Services, Inc.	Ownership	100.000	UnitedHealth Group Incorporated	NO			
		00000	20-4446058				Amigo Family Counseling, LLC	OH	NIA	Refresh Mental Health, Inc.	Ownership	100.000	UnitedHealth Group Incorporated	NO			
		00000	30-0226774				Angel Watch Home Care, L.L.C.	FL	NIA	Infinity Home Care Of Jacksonville, LLC	Ownership	100.000	UnitedHealth Group Incorporated	NO			
		00000	81-2112951				Angie Coil FNP, PLLC	AZ	NIA	Physician United PLLC	Ownership	100.000	UnitedHealth Group Incorporated	NO	1		
		00000	82-5124069				Anne Arundel-SCA Holdings, LLC	MD	NIA	SCA-Anne Arundel, LLC	Ownership	33.340	UnitedHealth Group Incorporated	NO	2		
		00000	82-4763728				Anne Arundel-SCA Surgicenter, LLC	MD	NIA	Anne Arundel-SCA Holdings, LLC	Ownership	63.260	UnitedHealth Group Incorporated	NO	2		
		00000	36-4210293				Antelope Valley Surgery Center, L.P.	CA	NIA	NSC Lancaster, LLC	Ownership	99.000	UnitedHealth Group Incorporated	NO			
		00000	36-4210293				Antelope Valley Surgery Center, L.P.	CA	NIA	Endoscopy Center Affiliates, Inc.	Ownership	1.000	UnitedHealth Group Incorporated	NO			
		00000	86-3255577				Apex Clinical Partners, LLC	KY	NIA	Imperium Health Management, LLC	Ownership	100.000	UnitedHealth Group Incorporated	NO			
		00000	26-3913051				Apothecary Holdings, Inc.	DE	NIA	OptumRx Holdings, LLC	Ownership	100.000	UnitedHealth Group Incorporated	NO			
		00000	14-1890491				AppleCare Hospitalists Medical Group, Inc.	CA	NIA	Physician(s) Owned	Influence	0.000	UnitedHealth Group Incorporated	NO	1		
		00000	33-0845269				AppleCare Medical Group St. Francis, Inc.	CA	NIA	Physician(s) Owned	Influence	0.000	UnitedHealth Group Incorporated	NO	1		
		00000	33-0898174				AppleCare Medical Group, Inc.	CA	NIA	Physician(s) Owned	Influence	0.000	UnitedHealth Group Incorporated	NO	1		
		00000	27-2068687				AppleCare Medical Management, LLC	DE	NIA	Collaborative Care Holdings, LLC	Ownership	100.000	UnitedHealth Group Incorporated	NO			
									UHG Holdings 3 (Ireland) Unlimited Company								
				00000	98-1399975				Aquitania Chilean Holding SpA	CHL	NIA		Ownership	100.000	UnitedHealth Group Incorporated	NO	
				00000	87-2065975				Arcadia JV Holdings, LLC	DE	NIA	Surgicenters of Southern California, Inc.	Ownership	51.000	UnitedHealth Group Incorporated	NO	
				00000	87-2065975				Arcadia JV Holdings, LLC	DE	NIA	OptumCare Management, LLC	Ownership	9.800	UnitedHealth Group Incorporated	NO	
				00000	75-2285078				Arcadia Outpatient Surgery Center, L.P.	CA	NIA	Arcadia JV Holdings, LLC	Ownership	51.000	UnitedHealth Group Incorporated	NO	2
				00000	75-2285078				Arcadia Outpatient Surgery Center, L.P.	CA	NIA	Surgicenters of Southern California, Inc.	Ownership	23.500	UnitedHealth Group Incorporated	NO	2
				00000	46-4843100				Arise Physician Group	TX	NIA	SCA Austin Holdings, LLC	Ownership	100.000	UnitedHealth Group Incorporated	NO	
									Phoenix Cardiac Cath and Surgical Center, LLC								
				00000	46-5491758				Arizona Cardiovascular Institute, LLC	AZ	NIA		Ownership	100.000	UnitedHealth Group Incorporated	NO	
				00000	47-1017181				Arizona Health Care Group, LLC	AZ	NIA	LHC Group, Inc.	Ownership	100.000	UnitedHealth Group Incorporated	NO	
									Arizona In-Home Healthcare Partnership-I, LLC								
				00000	81-4603540				Arizona In-Home Healthcare Partnership-I, LLC	AZ	NIA	In-Home Healthcare Partnership, LLC	Ownership	100.000	UnitedHealth Group Incorporated	NO	
									Arizona In-Home Healthcare Partnership-II, LLC								
				00000	35-2581228				Arizona In-Home Healthcare Partnership-II, LLC	AZ	NIA	In-Home Healthcare Partnership, LLC	Ownership	100.000	UnitedHealth Group Incorporated	NO	
									Arizona In-Home Healthcare Partnership-III, LLC								
				00000	84-2209152				Arizona In-Home Healthcare Partnership-III, LLC	AZ	NIA	In-Home Healthcare Partnership, LLC	Ownership	100.000	UnitedHealth Group Incorporated	NO	
									Arizona In-Home Partner-I, LLC								
				00000	38-4023101				Arizona In-Home Partner-I, LLC	AZ	NIA	Arizona In-Home Healthcare Partnership-I, LLC	Ownership	100.000	UnitedHealth Group Incorporated	NO	
									Arizona In-Home Partner-II, LLC								
				00000	81-5027397				Arizona In-Home Partner-II, LLC	AZ	NIA	Arizona In-Home Healthcare Partnership-II, LLC	Ownership	100.000	UnitedHealth Group Incorporated	NO	
									Arizona In-Home Partner-III, LLC								
				00000	84-2275631				Arizona In-Home Partner-III, LLC	AZ	NIA	Arizona In-Home Healthcare Partnership-III, LLC	Ownership	100.000	UnitedHealth Group Incorporated	NO	
									Arizona Physical Therapy Services of Cottonwood, LLC	AZ	NIA	Arizona Health Care Group, LLC	Ownership	100.000	UnitedHealth Group Incorporated	NO	
				00000	88-2057854				Arizona Physical Therapy Services of Cottonwood, LLC	AZ	NIA	Arizona Health Care Group, LLC	Ownership	100.000	UnitedHealth Group Incorporated	NO	
				00000	86-0813232				Arizona Physicians IPA, Inc.	AZ	IA	UnitedHealthcare, Inc.	Ownership	100.000	UnitedHealth Group Incorporated	NO	
				00000	47-1770024				Arkansas Extended Care, LLC	AR	NIA	East Arkansas Health Holdings, LLC	Ownership	100.000	UnitedHealth Group Incorporated	NO	
				00000	54-2078932				Arkansas Health Care Group, LLC	AR	NIA	LHC Group, Inc.	Ownership	100.000	UnitedHealth Group Incorporated	NO	
				00000	81-3695165				Arkansas Healthcare Partners, LLC	AR	NIA	Arkansas Health Care Group, LLC	Ownership	100.000	UnitedHealth Group Incorporated	NO	
				00000	47-1716449				Arkansas Home Health Providers-III, LLC	AR	NIA	East Arkansas Health Holdings, LLC	Ownership	100.000	UnitedHealth Group Incorporated	NO	
				00000	47-1754828				Arkansas Home Health Providers-IV, LLC	AR	NIA	LHCG LXXXVIII, LLC	Ownership	100.000	UnitedHealth Group Incorporated	NO	
				00000	47-1783912				Arkansas Home Hospice, LLC	AR	NIA	East Arkansas Health Holdings, LLC	Ownership	100.000	UnitedHealth Group Incorporated	NO	
				00000	06-1778265				Arkansas HomeCare of Forrest City, LLC	AR	NIA	Arkansas Health Care Group, LLC	Ownership	100.000	UnitedHealth Group Incorporated	NO	

STATEMENT AS OF MARCH 31, 2026 OF THE UNITEDHEALTHCARE OF THE MIDLANDS, INC.

SCHEDULE Y
PART 1A - DETAILS OF INSURANCE HOLDING COMPANY SYSTEM

1	2	3	4	5	6	7	8	9	10	11	12	13	14	15	16
Group Code	Group Name	NAIC Company Code	ID Number	Federal RSSD	CIK	Name of Securities Exchange if Publicly Traded (U.S. or International)	Names of Parent, Subsidiaries Or Affiliates	Domiciliary Location	Relationship to Reporting Entity	Directly Controlled by (Name of Entity/Person)	Type of Control (Ownership, Board, Management, Attorney-in-Fact, Influence, Other)	If Control is Ownership Provide Percentage	Ultimate Controlling Entity(ies)/Person(s)	Is an SCA Filing Required? (Yes/No)	*
		00000	33-1154428				Arkansas HomeCare of Fulton, LLC	AR	NIA	Arkansas Health Care Group, LLC	Ownership	100.000	UnitedHealth Group Incorporated	NO	
		00000	20-3552602				Arkansas HomeCare of Hot Springs, LLC	AR	NIA	Arkansas Health Care Group, LLC	Ownership	100.000	UnitedHealth Group Incorporated	NO	
		00000	84-2216080				Arkansas In-Home Healthcare Partnership-I, LLC	AR	NIA	In-Home Healthcare Partnership, LLC	Ownership	100.000	UnitedHealth Group Incorporated	NO	
		00000	84-2221004				Arkansas In-Home Healthcare Partnership-II, LLC	AR	NIA	In-Home Healthcare Partnership, LLC	Ownership	100.000	UnitedHealth Group Incorporated	NO	
		00000	84-2301559				Arkansas In-Home Partner-I, LLC	AR	NIA	Arkansas In-Home Healthcare Partnership-I, LLC	Ownership	100.000	UnitedHealth Group Incorporated	NO	
		00000	84-2311081				Arkansas In-Home Partner-II, LLC	AR	NIA	Arkansas In-Home Healthcare Partnership-II, LLC	Ownership	100.000	UnitedHealth Group Incorporated	NO	
		00000	47-1808550				Arkansas Nursing Providers, LLC	AR	NIA	Arkansas Extended Care, LLC	Ownership	100.000	UnitedHealth Group Incorporated	NO	
		00000	84-4642424				Arkansas Physical Therapy Services of Conway, LLC	AR	NIA	Arkansas Health Care Group, LLC	Ownership	100.000	UnitedHealth Group Incorporated	NO	
		00000	99-3242136				Arkansas Physical Therapy Services of Hot Springs, LLC	AR	NIA	Arkansas Health Care Group, LLC	Ownership	100.000	UnitedHealth Group Incorporated	NO	
		00000	99-3242136				Arkansas Physical Therapy Services of Rogers, LLC	AR	NIA	Arkansas Health Care Group, LLC	Ownership	100.000	UnitedHealth Group Incorporated	NO	
		00000	88-2072782				Arkansas Physical Therapy Services of Rogers, LLC	AR	NIA	Arkansas Health Care Group, LLC	Ownership	100.000	UnitedHealth Group Incorporated	NO	
		00000	75-2055800				Arlington Surgery Center, LLC	TX	NIA	Surgical Care Affiliates, LLC	Influence	0.000	UnitedHealth Group Incorporated	NO	
		00000	33-0658815				ARTA Western California, Inc.	CA	NIA	Physician(s) Owned	Influence	0.000	UnitedHealth Group Incorporated	NO	1
		00000	23-3076222				Arusha LLC	PA	NIA	Virtua-SCA Holdings II, LLC	Ownership	57.583	UnitedHealth Group Incorporated	NO	
		00000	82-4813543				Asana Hospice Cleveland, L.L.C.	DE	NIA	Ohio Hospice Holdings, LLC	Ownership	100.000	UnitedHealth Group Incorporated	NO	
		00000	82-4832162				Asana Palliative Cleveland, L.L.C.	DE	NIA	Ohio Hospice Holdings, LLC	Ownership	100.000	UnitedHealth Group Incorporated	NO	
		00000	46-3907136				ASC Holdings of New Jersey, LLC	NJ	NIA	Endoscopy Center Affiliates, Inc.	Ownership	1.000	UnitedHealth Group Incorporated	NO	
		00000	46-3907136				ASC Holdings of New Jersey, LLC	NJ	NIA	SC Affiliates, LLC	Ownership	99.000	UnitedHealth Group Incorporated	NO	
		00000	95-4348431				ASC Network, LLC	DE	NIA	Surgical Care Affiliates, LLC	Ownership	100.000	UnitedHealth Group Incorporated	NO	
		00000	99-1509375				ASC PEO, LLC	DE	NIA	SC Affiliates, LLC	Ownership	100.000	UnitedHealth Group Incorporated	NO	
		00000	20-1187474				AseraCare Hospice - Demopolis, L.L.C.	DE	NIA	Hospice of Eastern Carolina, Inc.	Ownership	100.000	UnitedHealth Group Incorporated	NO	
		00000	20-1187948				AseraCare Hospice - Hamilton, L.L.C.	DE	NIA	Hospice of Eastern Carolina, Inc.	Ownership	100.000	UnitedHealth Group Incorporated	NO	
		00000	20-1187986				AseraCare Hospice - Jackson, L.L.C.	DE	NIA	Hospice of Eastern Carolina, Inc.	Ownership	100.000	UnitedHealth Group Incorporated	NO	
		00000	20-1188030				AseraCare Hospice - Monroeville, L.L.C.	DE	NIA	Hospice of Eastern Carolina, Inc.	Ownership	100.000	UnitedHealth Group Incorporated	NO	
		00000	20-1188150				AseraCare Hospice - New Horizons, L.L.C.	DE	NIA	Hospice of Eastern Carolina, Inc.	Ownership	100.000	UnitedHealth Group Incorporated	NO	
		00000	20-1188073				AseraCare Hospice - Russellville, L.L.C.	DE	NIA	Hospice of Eastern Carolina, Inc.	Ownership	100.000	UnitedHealth Group Incorporated	NO	
		00000	20-1187538				AseraCare Hospice - Senatobia, LLC	DE	NIA	Hospice of Eastern Carolina, Inc.	Ownership	100.000	UnitedHealth Group Incorporated	NO	
		00000	27-1755138				Assisted Care by Black Stone of Central Ohio, LLC	OH	NIA	Black Stone of Central Ohio, LLC	Ownership	100.000	UnitedHealth Group Incorporated	NO	
		00000	27-4109484				Assisted Care by Black Stone of Cincinnati, LLC	OH	NIA	Black Stone of Cincinnati, LLC	Ownership	100.000	UnitedHealth Group Incorporated	NO	
		00000	27-4109638				Assisted Care by Black Stone of Dayton, LLC	OH	NIA	Black Stone of Dayton, LLC	Ownership	100.000	UnitedHealth Group Incorporated	NO	
		00000	47-3253280				Assisted Care by Black Stone of Northwest Ohio, LLC	OH	NIA	Black Stone of Northwest Ohio, LLC	Ownership	100.000	UnitedHealth Group Incorporated	NO	
		00000	84-2342747				Assisted Care by Black Stone of Toledo, LLC	OH	NIA	Ohio Health Care Group, LLC	Ownership	100.000	UnitedHealth Group Incorporated	NO	
		00000	88-0369557				Assured Capital Partners, Inc.	NV	NIA	Washington Health Care Group, LLC	Ownership	100.000	UnitedHealth Group Incorporated	NO	
		00000	86-0882561				Astra Medical Clinic, PLLC	AZ	NIA	Physician United PLLC	Ownership	100.000	UnitedHealth Group Incorporated	NO	1
		00000	87-1477698				ASV-HOPCo-SCA Cornerstone, LLC	FL	NIA	PPH Holdings, LLC	Ownership	100.000	UnitedHealth Group Incorporated	NO	
		00000	87-3912899				ASV-HOPCo-SCA Florida, LLC	FL	NIA	SCA-First Coast, LLC	Ownership	39.220	UnitedHealth Group Incorporated	NO	2
		00000	16-1761067				Athens-Limestone HomeCare, LLC	AL	NIA	Alabama Health Care Group, LLC	Ownership	67.000	UnitedHealth Group Incorporated	NO	
		00000	58-1287486				Atlanta Outpatient Surgery Center, Inc.	GA	NIA	SC Affiliates, LLC	Ownership	100.000	UnitedHealth Group Incorporated	NO	
		00000	74-2452953				Atlanta Surgery Center, Ltd. (L.P.)	GA	NIA	Atlanta Outpatient Surgery Center, Inc.	Ownership	17.078	UnitedHealth Group Incorporated	NO	
		00000	74-2452953				Atlanta Surgery Center, Ltd. (L.P.)	GA	NIA	Perimeter Center for Outpatient Surgery, L.P.	Ownership	82.917	UnitedHealth Group Incorporated	NO	
		00000	22-3645443				Atlantic Gastro Surgicenter, LLC	NJ	NIA	Access Holding Company, LLC	Ownership	54.500	UnitedHealth Group Incorporated	NO	

STATEMENT AS OF MARCH 31, 2026 OF THE UNITEDHEALTHCARE OF THE MIDLANDS, INC.

SCHEDULE Y
PART 1A - DETAILS OF INSURANCE HOLDING COMPANY SYSTEM

1	2	3	4	5	6	7	8	9	10	11	12	13	14	15	16
Group Code	Group Name	NAIC Company Code	ID Number	Federal RSSD	CIK	Name of Securities Exchange if Publicly Traded (U.S. or International)	Names of Parent, Subsidiaries Or Affiliates	Domiciliary Location	Relationship to Reporting Entity	Directly Controlled by (Name of Entity/Person)	Type of Control (Ownership, Board, Management, Attorney-in-Fact, Influence, Other)	If Control is Ownership Provide Percentage	Ultimate Controlling Entity(ies)/Person(s)	Is an SCA Filing Required? (Yes/No)	*
		00000	58-1863635				Atlantic Homeaid, Inc. Atrius Health Ambulatory Surgery Center, LLC	GA	NIA	ACF Group, Inc.	Ownership	100.000	UnitedHealth Group Incorporated	NO	
		00000	04-3397450				Atrius Health, Inc.	MA	NIA	Atrius Health, Inc.	Ownership	99.999	UnitedHealth Group Incorporated	NO	1
		00000	87-1803974				Atrius MSO, LLC	DE	NIA	Collaborative Care Holdings, LLC	Ownership	100.000	UnitedHealth Group Incorporated	NO	1
		00000	27-1689002				Avenir Ventures, L.L.C.	LA	NIA	Amedisys Hospice, L.L.C.	Ownership	100.000	UnitedHealth Group Incorporated	NO	
		00000	87-1746405				Aventura Medical Tower Surgery Center, LLC	FL	NIA	SC Affiliates, LLC	Ownership	4.000	UnitedHealth Group Incorporated	NO	
		00000	87-1746405				Aventura Medical Tower Surgery Center, LLC	FL	NIA	SCA Aventura Holdings, LLC	Ownership	51.000	UnitedHealth Group Incorporated	NO	
		00000	84-5191428				Avery Parent Holdings, Inc.	DE	NIA	OptumHealth Holdings, LLC	Ownership	100.000	UnitedHealth Group Incorporated	NO	
		00000	20-4057813				Aveta Inc.	DE	NIA	Collaborative Care Holdings, LLC	Ownership	100.000	UnitedHealth Group Incorporated	NO	
		00000	88-4301623				Awesome MSO, LLC	MN	NIA	Sanvello Health Inc.	Ownership	100.000	UnitedHealth Group Incorporated	NO	
		00000	30-0842394				AxelaCare Intermediate Holdings, LLC	DE	NIA	OptumRx, Inc.	Ownership	100.000	UnitedHealth Group Incorporated	NO	
		00000	61-1708598				AxelaCare, LLC	DE	NIA	AxelaCare Intermediate Holdings, LLC	Ownership	100.000	UnitedHealth Group Incorporated	NO	
		00000	92-1167332				Azina, LLC	DE	NIA	PPS Holdings, Inc.	Ownership	100.000	UnitedHealth Group Incorporated	NO	
		00000	72-1097827				B.R.A.S.S. Partnership in Commendam	LA	NIA	Surgery Center Holding, LLC	Ownership	36.440	UnitedHealth Group Incorporated	NO	2
		00000	98-1462787				Banmedica Colombia S.A.S.	COL	NIA	Banmedica Internacional SpA	Ownership	100.000	UnitedHealth Group Incorporated	NO	
		00000	98-1444151				Banmedica Internacional SpA	CHL	NIA	Banmedica SpA	Ownership	99.010	UnitedHealth Group Incorporated	NO	
		00000	98-1444151				Banmedica Internacional SpA	CHL	NIA	Saden S.A.	Ownership	0.990	UnitedHealth Group Incorporated	NO	
		00000	98-1444127				Banmedica SpA	CHL	NIA	Bordeaux Holding SpA	Ownership	99.791	UnitedHealth Group Incorporated	NO	
		00000	72-1506691				Baton Rouge HomeCare, L.L.C.	LA	NIA	Louisiana Health Care Group, L.L.C.	Ownership	100.000	UnitedHealth Group Incorporated	NO	
		00000	46-1642468				Bayfront HMA Home Health LLC	FL	NIA	Central Florida Partnership, LLC	Ownership	100.000	UnitedHealth Group Incorporated	NO	
		00000	47-4504390				Beach Surgical Holdings III, LLC	CA	NIA	Surgicare of La Veta, Inc.	Ownership	61.730	UnitedHealth Group Incorporated	NO	
		00000	37-1708521				Beach Surgical Holdings LLC	CA	NIA	SCA Surgicare of Laguna Hills, LLC	Ownership	49.000	UnitedHealth Group Incorporated	NO	2
		00000	20-1916796				Beacon Hospice, L.L.C.	DE	NIA	Amedisys Ba, LLC	Ownership	100.000	UnitedHealth Group Incorporated	NO	
		00000	84-2295962				Beacon Management Holdco, LLC	DE	NIA	Beacon Physicians Holdco, LLC	Ownership	100.000	UnitedHealth Group Incorporated	NO	
		00000	84-2256628				Beacon Orthopaedic Partners HoldCo, LLC	DE	NIA	Beacon Parent, LLC	Ownership	100.000	UnitedHealth Group Incorporated	NO	
		00000	31-1483173				Beacon Orthopaedics & Sports Medicine, Ltd.	OH	NIA	Physician(s) Owned	Influence	0.000	UnitedHealth Group Incorporated	NO	1
		00000	31-1800570				Beacon Orthopaedics Surgery Center, LLC	OH	NIA	Beacon Orthopaedic Partners HoldCo, LLC	Ownership	46.400	UnitedHealth Group Incorporated	NO	2
		00000	99-2083574				Beacon Parent, LLC	DE	NIA	OptumCare Specialty Practices, LLC	Ownership	89.425	UnitedHealth Group Incorporated	NO	
		00000	84-2277126				Beacon Physicians Holdco, LLC	DE	NIA	Beacon Parent, LLC	Ownership	100.000	UnitedHealth Group Incorporated	NO	
		00000	86-2698284				Beaufort Home Health Partners, L.L.C.	DE	NIA	Amedisys SC, L.L.C.	Ownership	70.000	UnitedHealth Group Incorporated	NO	
		00000	81-4050976				Beaumont ASC, LP	TX	NIA	Cardiac Cath Lab of Beaumont, LP	Ownership	100.000	UnitedHealth Group Incorporated	NO	
		00000	26-3410883				Beauregard Memorial Hospital HomeCare, L.L.C.	LA	NIA	Louisiana Health Care Group, L.L.C.	Ownership	67.000	UnitedHealth Group Incorporated	NO	
		00000	33-0645967				Beaver Medical Group, P.C.	CA	NIA	MH Physician Three Holdco, a Medical Corporation	Ownership	100.000	UnitedHealth Group Incorporated	NO	1
		00000	88-0267857				Behavioral Healthcare Options, Inc.	NV	NIA	Sierra Health Services, Inc.	Ownership	100.000	UnitedHealth Group Incorporated	NO	
		00000	04-3316367				Behavioral Solutions, P.C.	MA	NIA	Physician(s) Owned	Influence	0.000	UnitedHealth Group Incorporated	NO	1
		00000	35-2072586				Beltway Surgery Centers, L.L.C.	IN	NIA	BSC Holdings, LLC	Ownership	45.750	UnitedHealth Group Incorporated	NO	
		00000	35-2072586				Beltway Surgery Centers, L.L.C.	IN	NIA	AHN Surgery Center Holdings, LLC	Ownership	7.098	UnitedHealth Group Incorporated	NO	
		00000	35-2072586				Beltway Surgery Centers, L.L.C.	IN	NIA	SCA Indiana Holdings, LLC	Ownership	19.207	UnitedHealth Group Incorporated	NO	
		00000	42-1485537				Benefit Administration for the Self Employed, L.L.C.	IA	NIA	HealthMarkets, LLC	Ownership	100.000	UnitedHealth Group Incorporated	NO	
		00000	46-1134506				Benefitter Insurance Solutions, Inc.	DE	NIA	HealthMarkets Insurance Agency, Inc.	Ownership	100.000	UnitedHealth Group Incorporated	NO	
		00000	22-2848531				Bergen-Passaic Cataract Laser and Surgery Center, LLC	DE	NIA	Virtua-SCA Holdings, LLC	Ownership	52.522	UnitedHealth Group Incorporated	NO	2
		00000	26-3376776				Berwick Home Care Services, LLC	DE	NIA	AFAM Holding Co III, LLC	Ownership	100.000	UnitedHealth Group Incorporated	NO	
		00000	52-1915901				Bethesda Endoscopy Center, L.L.C.	MD	NIA	Physicians Endoscopy, L.L.C.	Ownership	20.010	UnitedHealth Group Incorporated	NO	2
		00000	22-3858211				Bexar Imaging Center, LLC	TX	NIA	WellMed Networks, Inc.	Ownership	100.000	UnitedHealth Group Incorporated	NO	1
		00000	51-0606314				BGR Acquisition, LLC	FL	NIA	SunCrest Healthcare, Inc.	Ownership	100.000	UnitedHealth Group Incorporated	NO	

STATEMENT AS OF MARCH 31, 2026 OF THE UNITEDHEALTHCARE OF THE MIDLANDS, INC.

SCHEDULE Y
PART 1A - DETAILS OF INSURANCE HOLDING COMPANY SYSTEM

1	2	3	4	5	6	7	8	9	10	11	12	13	14	15	16
Group Code	Group Name	NAIC Company Code	ID Number	Federal RSSD	CIK	Name of Securities Exchange if Publicly Traded (U.S. or International)	Names of Parent, Subsidiaries Or Affiliates	Domiciliary Location	Relationship to Reporting Entity	Directly Controlled by (Name of Entity/Person)	Type of Control (Ownership, Board, Management, Attorney-in-Fact, Influence, Other)	If Control is Ownership Provide Percentage	Ultimate Controlling Entity(ies)/Person(s)	Is an SCA Filing Required? (Yes/No)	*
		00000	06-1137222				BHC Services, Inc.	NY	NIA	National Health Industries, Inc.	Ownership	100.000	UnitedHealth Group Incorporated	NO	
		00000	81-4560965				Bind Benefits, Inc.	DE	NIA	United HealthCare Services, Inc.	Ownership	99.886	UnitedHealth Group Incorporated	NO	
		00000	63-0984076				Birmingham Outpatient Surgery Center, Ltd., an Alabama limited partnership	AL	NIA	Birmingham Outpatient Surgical Center, LLC	Ownership	29.657	UnitedHealth Group Incorporated	NO	2
		00000	63-0847380				Birmingham Outpatient Surgical Center, LLC	DE	NIA	Surgery Center Holding, LLC	Ownership	100.000	UnitedHealth Group Incorporated	NO	
		00000	27-1746397				Black Stone of Central Ohio, LLC	OH	NIA	Black Stone Operations, LLC	Ownership	100.000	UnitedHealth Group Incorporated	NO	
		00000	27-4109221				Black Stone of Cincinnati, LLC	OH	NIA	Black Stone Operations, LLC	Ownership	100.000	UnitedHealth Group Incorporated	NO	
		00000	27-4109305				Black Stone of Dayton, LLC	OH	NIA	Black Stone Operations, LLC	Ownership	100.000	UnitedHealth Group Incorporated	NO	
		00000	47-2166181				Black Stone of Northeast Ohio, LLC	OH	NIA	Black Stone Operations, LLC	Ownership	100.000	UnitedHealth Group Incorporated	NO	
		00000	90-1020734				Black Stone of Northwest Ohio, LLC	OH	NIA	Black Stone Operations, LLC	Ownership	100.000	UnitedHealth Group Incorporated	NO	
		00000	90-1028083				Black Stone Operations, LLC	OH	NIA	National Health Industries, Inc.	Ownership	100.000	UnitedHealth Group Incorporated	NO	
		00000	20-1902460				Blackstone Group, LLC	OH	NIA	Black Stone Operations, LLC	Ownership	100.000	UnitedHealth Group Incorporated	NO	
		00000	31-1462432				Blackstone Health Care, LLC	OH	NIA	Black Stone Operations, LLC	Ownership	100.000	UnitedHealth Group Incorporated	NO	
		00000	47-4758895				Bloomfield ASC, LLC	CT	NIA	SCA Bloomfield Holdings, LLC	Ownership	56.995	UnitedHealth Group Incorporated	NO	
		00000	62-1530122				Blue Ridge Day Surgery Center, L.P.	TN	NIA	Blue Ridge GP, LLC	Ownership	32.703	UnitedHealth Group Incorporated	NO	2
		00000	27-2241593				Blue Ridge GP, LLC	NC	NIA	SCA-Blue Ridge, LLC	Ownership	100.000	UnitedHealth Group Incorporated	NO	
		00000	47-4035861				Bluegrass Accountable Care LLC	KY	NIA	Imperium Health Management, LLC	Ownership	100.000	UnitedHealth Group Incorporated	NO	
		00000	65-0241934				Boca Raton Outpatient Surgery & Laser Center, LLC	FL	NIA	Surgery Center of Boca Raton, LLC	Ownership	51.000	UnitedHealth Group Incorporated	NO	
		00000	46-4213826				Body Image Therapy Center Intensive LLC	MD	NIA	Refresh Mental Health, Inc.	Ownership	100.000	UnitedHealth Group Incorporated	NO	
		00000	33-5008302				Bolt LN, LLC	DE	NIA	LHC Group, Inc.	Ownership	100.000	UnitedHealth Group Incorporated	NO	
		00000	47-4125010				Bonhoeffer Rheumatology Institute, LLC	AZ	NIA	Measure Health Innovations LLC	Ownership	100.000	UnitedHealth Group Incorporated	NO	
		00000	20-8826558				Boone Memorial HomeCare, LLC	WV	NIA	West Virginia Health Care Group, LLC	Ownership	100.000	UnitedHealth Group Incorporated	NO	
		00000	98-1396690				Bordeaux (Barbados) Holdings I, SRL	BRB	NIA	UnitedHealthcare International Finance Sà r.l.	Ownership	100.000	UnitedHealth Group Incorporated	NO	
		00000	98-1396559				Bordeaux (Barbados) Holdings II, SRL	BRB	NIA	Bordeaux (Barbados) Holdings I, SRL	Ownership	100.000	UnitedHealth Group Incorporated	NO	
		00000	98-1398490				Bordeaux Holding SpA	CHL	NIA	UHG Holdings UK VII Limited	Ownership	100.000	UnitedHealth Group Incorporated	NO	
		00000					Bordeaux Holdings, LLC	DE	NIA	UnitedHealth Group Incorporated	Ownership	100.000	UnitedHealth Group Incorporated	NO	
		00000	99-1659726				Bordeaux International Financing, Inc.	DE	NIA	UHG Holdings 1 (Ireland) Unlimited Company	Ownership	100.000	UnitedHealth Group Incorporated	NO	
		00000	82-3147824				Bordeaux International Holdings, Inc.	DE	NIA	FrontierMEDEX US, Inc.	Ownership	88.879	UnitedHealth Group Incorporated	NO	
		00000	82-3147824				Bordeaux International Holdings, Inc.	DE	NIA	UnitedHealth Group Incorporated	Ownership	11.121	UnitedHealth Group Incorporated	NO	
		00000	98-1390574				Bordeaux UK Holdings I Limited	GBR	NIA	UHG Holdings 2 (Ireland) Unlimited Company	Ownership	100.000	UnitedHealth Group Incorporated	NO	
		00000	98-1391914				Bordeaux UK Holdings II Limited	GBR	NIA	UHG Holdings 2 (Ireland) Unlimited Company	Ownership	100.000	UnitedHealth Group Incorporated	NO	
		00000	98-1389224				Bordeaux UK Holdings III Limited	GBR	NIA	Bordeaux UK Holdings II Limited	Ownership	100.000	UnitedHealth Group Incorporated	NO	
		00000	16-1270177				Bracor, Inc.	NY	NIA	National Health Industries, Inc.	Ownership	100.000	UnitedHealth Group Incorporated	NO	
		00000	39-4779650				Brevard County ASC HoldCo, LLC	FL	NIA	Nationwide ASC Holdings, LLC	Ownership	73.100	UnitedHealth Group Incorporated	NO	
		00000	39-4779650				Brevard County ASC HoldCo, LLC	FL	NIA	SC Affiliates, LLC	Ownership	8.100	UnitedHealth Group Incorporated	NO	
		00000	46-2971080				Brevard County ASC Melbourne Holdings, LLC	DE	NIA	SHC Melbourne, Inc.	Ownership	100.000	UnitedHealth Group Incorporated	NO	
		00000	81-5211225				Brevard County ASC Merritt Island Holdings, LLC	DE	NIA	Brevard County ASC HoldCo, LLC	Ownership	100.000	UnitedHealth Group Incorporated	NO	
		00000	27-3142265				Brevard HMA Home Health, LLC	FL	NIA	AFAM Holding Co, LLC	Ownership	100.000	UnitedHealth Group Incorporated	NO	
		00000	27-3142339				Brevard HMA Hospice, LLC	FL	NIA	AFAM Holding Co, LLC	Ownership	100.000	UnitedHealth Group Incorporated	NO	
		00000	90-0884047				BriovaRx Infusion Services 102, LLC	DE	NIA	Optum Infusion Services 500, Inc.	Ownership	100.000	UnitedHealth Group Incorporated	NO	
		00000	11-3647935				BriovaRx of Florida, Inc.	DE	NIA	OptumRx PBM of Illinois, Inc.	Ownership	100.000	UnitedHealth Group Incorporated	NO	
		00000	01-0516051				BriovaRx of Maine, Inc.	ME	NIA	OptumRx PBM of Illinois, Inc.	Ownership	100.000	UnitedHealth Group Incorporated	NO	
		00000	47-1615354				Bryan/College Station ASC, LP	TX	NIA	Cardiac Cath Lab of Bryan/College Station, LP	Ownership	100.000	UnitedHealth Group Incorporated	NO	

STATEMENT AS OF MARCH 31, 2026 OF THE UNITEDHEALTHCARE OF THE MIDLANDS, INC.

SCHEDULE Y
PART 1A - DETAILS OF INSURANCE HOLDING COMPANY SYSTEM

1	2	3	4	5	6	7	8	9	10	11	12	13	14	15	16
Group Code	Group Name	NAIC Company Code	ID Number	Federal RSSD	CIK	Name of Securities Exchange if Publicly Traded (U.S. or International)	Names of Parent, Subsidiaries Or Affiliates	Domiciliary Location	Relationship to Reporting Entity	Directly Controlled by (Name of Entity/Person)	Type of Control (Ownership, Board, Management, Attorney-in-Fact, Influence, Other)	If Control is Ownership Provide Percentage	Ultimate Controlling Entity(ies)/Person(s)	Is an SCA Filing Required? (Yes/No)	*
		00000	45-2314634				BSC Holdings, LLC	IN	NIA	SCA Indiana Holdings, LLC	Ownership	100.000	UnitedHealth Group Incorporated	NO	2
		00000	20-8205206				Burlington County Endoscopy Center, LLC	NJ	NIA	Virtua-SCA Holdings III, LLC	Ownership	51.000	UnitedHealth Group Incorporated	NO	2
		00000	32-0399009				California Health Care Group, LLC	CA	NIA	LHC Group, Inc.	Ownership	100.000	UnitedHealth Group Incorporated	NO	
		00000	81-0881243				California Spring Holdings, PC	CA	NIA	Physician(s) Owned	Influence	0.000	UnitedHealth Group Incorporated	NO	1
		00000	20-0591577				Cambridge Home Health Care Holdings, Inc.	DE	NIA	National Health Industries, Inc.	Ownership	100.000	UnitedHealth Group Incorporated	NO	
		00000	34-1772291				Cambridge Home Health Care, Inc.	OH	NIA	Cambridge Home Health Care Holdings, Inc.	Ownership	100.000	UnitedHealth Group Incorporated	NO	
		00000	34-1772292				Cambridge Home Health Care, Inc./Private	OH	NIA	Cambridge Home Health Care Holdings, Inc.	Ownership	100.000	UnitedHealth Group Incorporated	NO	
		00000	84-2342721				Cambridge Personal Care, LLC	OH	NIA	Ohio Health Care Group, LLC	Ownership	100.000	UnitedHealth Group Incorporated	NO	
		00000	52-1597478				Camp Hill Ambulatory Centers	PA	NIA	Camp Hill-SCA Centers, LLC	Ownership	99.000	UnitedHealth Group Incorporated	NO	
		00000	52-1597478				Camp Hill Ambulatory Centers	PA	NIA	Endoscopy Center Affiliates, Inc.	Ownership	1.000	UnitedHealth Group Incorporated	NO	
		00000	52-1597484				Camp Hill-SCA Centers, LLC	DE	NIA	SC Affiliates, LLC	Ownership	100.000	UnitedHealth Group Incorporated	NO	
		00000	26-3385545				Cape Fear Valley HomeCare and Hospice, LLC	NC	NIA	North Carolina Health Care Group, LLC	Ownership	67.000	UnitedHealth Group Incorporated	NO	
		00000	27-3955254				Capital City Medical Group, L.L.C.	LA	NIA	UnitedHealthcare of Louisiana, Inc.	Ownership	100.000	UnitedHealth Group Incorporated	NO	
		00000	14-1940881				Capstone Behavioral Health, Inc.	NE	NIA	Refresh Mental Health, Inc.	Ownership	100.000	UnitedHealth Group Incorporated	NO	
		00000	47-1130641				Carbondale Counseling Associates, PLLC	IL	NIA	Physician(s) Owned	Influence	0.000	UnitedHealth Group Incorporated	NO	1
		00000	47-1541515				Cardiac Cath Lab of Alexandria GP, LLC	TX	NIA	National Cardiovascular Partners, LP	Ownership	100.000	UnitedHealth Group Incorporated	NO	
		00000	47-1525580				Cardiac Cath Lab of Alexandria, LP	TX	NIA	NCP Cardiac Cath Lab of Alexandria, LP	Ownership	48.143	UnitedHealth Group Incorporated	NO	
		00000	47-1525580				Cardiac Cath Lab of Alexandria, LP	TX	NIA	Cardiac Cath Lab of Alexandria GP, LLC	Ownership	1.190	UnitedHealth Group Incorporated	NO	
		00000	27-4320600				Cardiac Cath Lab of Beaumont GP, LLC	TX	NIA	National Cardiovascular Partners, LP	Ownership	100.000	UnitedHealth Group Incorporated	NO	
		00000	27-4320747				Cardiac Cath Lab of Beaumont, LP	TX	NIA	Cardiac Cath Lab of Beaumont GP, LLC	Ownership	12.380	UnitedHealth Group Incorporated	NO	
		00000	27-4320747				Cardiac Cath Lab of Beaumont, LP	TX	NIA	NCP Cardiac Cath Lab of Beaumont, LP	Ownership	27.620	UnitedHealth Group Incorporated	NO	
		00000	80-0947997				Cardiac Cath Lab of Bryan/College Station GP, LLC	TX	NIA	National Cardiovascular Partners, LP	Ownership	100.000	UnitedHealth Group Incorporated	NO	
		00000	46-3526911				Cardiac Cath Lab of Bryan/College Station, LP	TX	NIA	NCP Cardiac Cath Lab of Bryan/College Station, LP	Ownership	33.378	UnitedHealth Group Incorporated	NO	2
		00000	46-3526911				Cardiac Cath Lab of Bryan/College Station, LP	TX	NIA	Cardiac Cath Lab of Bryan/College Station GP, LLC	Ownership	1.000	UnitedHealth Group Incorporated	NO	2
		00000	81-1618549				Cardiac Cath Lab of Collin County GP, LLC	TX	NIA	National Cardiovascular Partners, LP	Ownership	100.000	UnitedHealth Group Incorporated	NO	
		00000	47-5626076				Cardiac Cath Lab of Collin County, LP	TX	NIA	Cardiac Cath Lab of Collin County GP, LLC	Ownership	1.000	UnitedHealth Group Incorporated	NO	2
		00000	47-5626076				Cardiac Cath Lab of Collin County, LP	TX	NIA	NCP Cardiac Cath Lab of Collin County, LP	Ownership	14.000	UnitedHealth Group Incorporated	NO	2
		00000	27-5205419				Cardiac Cath Lab of Conroe GP, LLC	TX	NIA	National Cardiovascular Partners, LP	Ownership	100.000	UnitedHealth Group Incorporated	NO	
		00000	27-5205961				Cardiac Cath Lab of Conroe, LP	TX	NIA	Cardiac Cath Lab of Conroe GP, LLC	Ownership	0.930	UnitedHealth Group Incorporated	NO	2
		00000	27-5205961				Cardiac Cath Lab of Conroe, LP	TX	NIA	NCP Cardiac Cath Lab of Conroe, LP	Ownership	25.900	UnitedHealth Group Incorporated	NO	2
		00000	45-3205184				Cardiac Cath Lab of Dallas GP, LLC	TX	NIA	National Cardiovascular Partners, LP	Ownership	100.000	UnitedHealth Group Incorporated	NO	
		00000	45-3205348				Cardiac Cath Lab of Dallas, LP	TX	NIA	Cardiac Cath Lab of Dallas GP, LLC	Ownership	0.250	UnitedHealth Group Incorporated	NO	2
		00000	45-3205348				Cardiac Cath Lab of Dallas, LP	TX	NIA	NCP Cardiac Cath Lab of Dallas, LP	Ownership	32.121	UnitedHealth Group Incorporated	NO	2
		00000	82-1925920				Cardiac Cath Lab of East Fort Lauderdale, LLC	DE	NIA	Cardiovascular Clinic of East Fort Lauderdale, LLC	Ownership	100.000	UnitedHealth Group Incorporated	NO	2
		00000	90-0883450				Cardiac Cath Lab of Fort Worth GP, LLC	TX	NIA	National Cardiovascular Partners, LP	Ownership	100.000	UnitedHealth Group Incorporated	NO	
		00000	46-0907080				Cardiac Cath Lab of Fort Worth, LP	TX	NIA	NCP Cardiac Cath Lab of Fort Worth, LP	Ownership	29.000	UnitedHealth Group Incorporated	NO	2
		00000	46-0907080				Cardiac Cath Lab of Fort Worth, LP	TX	NIA	Cardiac Cath Lab of Fort Worth GP, LLC	Ownership	1.000	UnitedHealth Group Incorporated	NO	2
		00000	47-3825014				Cardiac Cath Lab of Lake Charles GP, LLC	TX	NIA	National Cardiovascular Partners, LP	Ownership	100.000	UnitedHealth Group Incorporated	NO	
		00000	47-3786675				Cardiac Cath Lab of Lake Charles, LP	TX	NIA	Cardiac Cath Lab of Lake Charles GP, LLC	Ownership	1.000	UnitedHealth Group Incorporated	NO	2
		00000	47-3786675				Cardiac Cath Lab of Lake Charles, LP	TX	NIA	NCP Cardiac Cath Lab of Lake Charles, LP	Ownership	34.000	UnitedHealth Group Incorporated	NO	2
		00000	47-5605650				Cardiac Cath Lab of Mid Cities GP, LLC	TX	NIA	National Cardiovascular Partners, LP	Ownership	100.000	UnitedHealth Group Incorporated	NO	
		00000	47-5657235				Cardiac Cath Lab of Mid Cities, LP	TX	NIA	Cardiac Cath Lab of Mid Cities GP, LLC	Ownership	1.000	UnitedHealth Group Incorporated	NO	2
		00000	47-5657235				Cardiac Cath Lab of Mid Cities, LP	TX	NIA	NCP Cardiac Cath Lab of Mid Cities, LP	Ownership	14.000	UnitedHealth Group Incorporated	NO	2
		00000	35-2535693				Cardiac Cath Lab of Phoenix GP, LLC	DE	NIA	National Cardiovascular Partners, LP	Ownership	100.000	UnitedHealth Group Incorporated	NO	
		00000	32-0468763				Cardiac Cath Lab of Phoenix, LP	DE	NIA	Cardiac Cath Lab of Phoenix GP, LLC	Ownership	1.000	UnitedHealth Group Incorporated	NO	2

STATEMENT AS OF MARCH 31, 2026 OF THE UNITEDHEALTHCARE OF THE MIDLANDS, INC.

SCHEDULE Y
PART 1A - DETAILS OF INSURANCE HOLDING COMPANY SYSTEM

1	2	3	4	5	6	7	8	9	10	11	12	13	14	15	16
Group Code	Group Name	NAIC Company Code	ID Number	Federal RSSD	CIK	Name of Securities Exchange if Publicly Traded (U.S. or International)	Names of Parent, Subsidiaries Or Affiliates	Domi-ciliary Location	Relation-ship to Reporting Entity	Directly Controlled by (Name of Entity/Person)	Type of Control (Ownership, Board, Management, Attorney-in-Fact, Influence, Other)	If Control is Ownership Provide Percentage	Ultimate Controlling Entity(ies)/Person(s)	Is an SCA Filing Re-quired? (Yes/No)	*
		00000	32-0468763				Cardiac Cath Lab of Phoenix, LP	..DE.....	..NIA.....	NCP Cardiac Cath Lab of Phoenix, LLC	Ownership.....	..34.000	UnitedHealth Group IncorporatedNO.....2
		00000	80-0273120				Cardiac Cath Lab of Tyler GP, LLC	..TX.....	..NIA.....	National Cardiovascular Partners, LP	Ownership.....	..100.000	UnitedHealth Group IncorporatedNO.....
		00000	45-1589340				Cardiac Cath Lab of Waco GP, LLC	..TX.....	..NIA.....	National Cardiovascular Partners, LP	Ownership.....	..100.000	UnitedHealth Group IncorporatedNO.....
		00000	45-1589613				Cardiac Cath Lab of Waco, LP	..TX.....	..NIA.....	NCP Cardiac Cath Lab of Waco, LP	Ownership.....	..31.500	UnitedHealth Group IncorporatedNO.....2
		00000	45-1589613				Cardiac Cath Lab of Waco, LP	..TX.....	..NIA.....	Cardiac Cath Lab of Waco GP, LLC	Ownership.....	..1.000	UnitedHealth Group IncorporatedNO.....2
		00000	47-1850470				Cardiac Cath Lab of Wichita GP, LLC	..TX.....	..NIA.....	National Cardiovascular Partners, LP	Ownership.....	..100.000	UnitedHealth Group IncorporatedNO.....
		00000	47-1838358				Cardiac Cath Lab of Wichita, LP	..DE.....	..NIA.....	Cardiac Cath Lab of Wichita GP, LLC	Ownership.....	..1.000	UnitedHealth Group IncorporatedNO.....2
		00000	47-1838358				Cardiac Cath Lab of Wichita, LP	..DE.....	..NIA.....	NCP Cardiac Cath Lab of Wichita, LP	Ownership.....	..24.000	UnitedHealth Group IncorporatedNO.....2
		00000	59-3338654				Cardiothoracic & Vascular Surgical Associates, P.A.	..FL.....	..NIA.....	Physician(s) Owned	Influence.....	..0.000	UnitedHealth Group IncorporatedNO.....1
		00000	92-0589347				Cardiovascular Clinic of East Fort Lauderdale, LLC	..DE.....	..NIA.....	NCP Cardiac Cath Lab of East Fort Lauderdale, LLC	Ownership.....	..35.000	UnitedHealth Group IncorporatedNO.....2
		00000	86-0860427				Cardiovascular Consultants, Ltd.	..AZ.....	..NIA.....	NCP Phoenix Cardiovascular Practice, LLC	Ownership.....	..100.000	UnitedHealth Group IncorporatedNO.....
		00000	27-0564326				Care Advisors by Black Stone, LLC	..OH.....	..NIA.....	Black Stone of Cincinnati, LLC	Ownership.....	..100.000	UnitedHealth Group IncorporatedNO.....
		00000	46-4814778				CARE Clinics LLC	..MN.....	..NIA.....	Optum Behavioral Care of Colorado, P.C.	Ownership.....	..99.999	UnitedHealth Group IncorporatedNO.....1
		00000	42-1560010				Care Connection of Cincinnati LLC	..OH.....	..NIA.....	Guardian Healthcare Holdings, Inc.	Ownership.....	..100.000	UnitedHealth Group IncorporatedNO.....
		00000	88-0822778				CARE Free Counseling LLC	..MN.....	..NIA.....	CARE Clinics LLC	Ownership.....	..99.999	UnitedHealth Group IncorporatedNO.....1
.0707	UnitedHealth Group Incorporated	12567	20-3888112				Care Improvement Plus South Central Insurance Company	..NE.....	..IA.....	XLHealth Corporation	Ownership.....	..100.000	UnitedHealth Group IncorporatedNO.....
.0707	UnitedHealth Group Incorporated	14041	27-5038136				Care Improvement Plus Wisconsin Insurance Company	..WI.....	..IA.....	XLHealth Corporation	Ownership.....	..100.000	UnitedHealth Group IncorporatedNO.....
		00000	38-4103290				CareMount Health Solutions ACO, LLC	..NY.....	..NIA.....	Optum Medical Care, P.C.	Ownership.....	..100.000	UnitedHealth Group IncorporatedNO.....1
		00000	84-3894124				CareMount Health Solutions, LLC	..DE.....	..NIA.....	Collaborative Care Holdings, LLC	Ownership.....	..100.000	UnitedHealth Group IncorporatedNO.....
		00000	61-1306845				CareMount Value Partners IPA, LLC	..NY.....	..NIA.....	CareMount Health Solutions, LLC	Ownership.....	..100.000	UnitedHealth Group IncorporatedNO.....
		00000	61-1302995				Caretenders of Cleveland, Inc.	..KY.....	..NIA.....	National Health Industries, Inc.	Ownership.....	..100.000	UnitedHealth Group IncorporatedNO.....
		00000	20-5890994				Caretenders of Columbus, Inc.	..KY.....	..NIA.....	National Health Industries, Inc.	Ownership.....	..100.000	UnitedHealth Group IncorporatedNO.....
		00000	20-5890994				Caretenders of Jacksonville, LLC	..FL.....	..NIA.....	National Health Industries, Inc.	Ownership.....	..100.000	UnitedHealth Group IncorporatedNO.....
		00000	61-1326749				Caretenders Visiting Services Employment Company, Inc.	..KY.....	..NIA.....	National Health Industries, Inc.	Ownership.....	..100.000	UnitedHealth Group IncorporatedNO.....
		00000	30-0425709				Caretenders Visiting Services of District 6, LLC	..KY.....	..NIA.....	National Health Industries, Inc.	Ownership.....	..100.000	UnitedHealth Group IncorporatedNO.....
		00000	30-0425714				Caretenders Visiting Services of District 7, LLC	..KY.....	..NIA.....	National Health Industries, Inc.	Ownership.....	..100.000	UnitedHealth Group IncorporatedNO.....
		00000	30-0425715				Caretenders Visiting Services of Gainesville, LLC	..FL.....	..NIA.....	National Health Industries, Inc.	Ownership.....	..100.000	UnitedHealth Group IncorporatedNO.....
		00000	20-5826497				Caretenders Visiting Services of Hernando County, LLC	..FL.....	..NIA.....	National Health Industries, Inc.	Ownership.....	..100.000	UnitedHealth Group IncorporatedNO.....
		00000	20-3021812				Caretenders Visiting Services of Kentuckiana, LLC	..KY.....	..NIA.....	National Health Industries, Inc.	Ownership.....	..100.000	UnitedHealth Group IncorporatedNO.....
		00000	20-4522444				Caretenders Visiting Services of Ocala, LLC	..FL.....	..NIA.....	National Health Industries, Inc.	Ownership.....	..100.000	UnitedHealth Group IncorporatedNO.....
		00000	20-5826531				Caretenders Visiting Services of Pinellas County, LLC	..FL.....	..NIA.....	National Health Industries, Inc.	Ownership.....	..100.000	UnitedHealth Group IncorporatedNO.....
		00000	20-5826553				Caretenders Visiting Services of Southern Illinois, LLC	..IL.....	..NIA.....	National Health Industries, Inc.	Ownership.....	..100.000	UnitedHealth Group IncorporatedNO.....
		00000	20-2910357				Caretenders Visiting Services of St. Augustine, LLC	..FL.....	..NIA.....	National Health Industries, Inc.	Ownership.....	..100.000	UnitedHealth Group IncorporatedNO.....
		00000	20-5826598				Caretenders Visiting Services of St. Louis, LLC	..MO.....	..NIA.....	National Health Industries, Inc.	Ownership.....	..100.000	UnitedHealth Group IncorporatedNO.....
		00000	27-3756374				Caretenders VNA of Ohio, LLC	..OH.....	..NIA.....	National Health Industries, Inc.	Ownership.....	..100.000	UnitedHealth Group IncorporatedNO.....
		00000	26-1258759				Caretenders VS of Boston, LLC	..MA.....	..NIA.....	National Health Industries, Inc.	Ownership.....	..100.000	UnitedHealth Group IncorporatedNO.....
		00000	26-1259391				Caretenders VS of Central KY, LLC	..KY.....	..NIA.....	National Health Industries, Inc.	Ownership.....	..100.000	UnitedHealth Group IncorporatedNO.....

STATEMENT AS OF MARCH 31, 2026 OF THE UNITEDHEALTHCARE OF THE MIDLANDS, INC.

SCHEDULE Y
PART 1A - DETAILS OF INSURANCE HOLDING COMPANY SYSTEM

1	2	3	4	5	6	7	8	9	10	11	12	13	14	15	16
Group Code	Group Name	NAIC Company Code	ID Number	Federal RSSD	CIK	Name of Securities Exchange if Publicly Traded (U.S. or International)	Names of Parent, Subsidiaries Or Affiliates	Domiciliary Location	Relationship to Reporting Entity	Directly Controlled by (Name of Entity/Person)	Type of Control (Ownership, Board, Management, Attorney-in-Fact, Influence, Other)	If Control is Ownership Provide Percentage	Ultimate Controlling Entity(ies)/Person(s)	Is an SCA Filing Required? (Yes/No)	*
		00000	26-3632764				Caretenders VS of Lincoln Trail, LLC	..KY.....	..NIA.....	National Health Industries, Inc.	Ownership.....	100.000	UnitedHealth Group Incorporated	..NO.....	
		00000	26-1264112				Caretenders VS of Louisville, LLC	..KY.....	..NIA.....	Home Health of Jefferson Co. LLC	Ownership.....	100.000	UnitedHealth Group Incorporated	..NO.....	
		00000	26-3706241				Caretenders VS of Ohio, LLC	..OH.....	..NIA.....	National Health Industries, Inc.	Ownership.....	100.000	UnitedHealth Group Incorporated	..NO.....	
		00000	26-1258938				Caretenders VS of Western KY, LLC	..KY.....	..NIA.....	National Health Industries, Inc. Regional Gastroenterology Associates of Lancaster, Ltd.	Ownership.....	100.000	UnitedHealth Group Incorporated	..NO.....	
		00000	26-4299646				Carlisle Anesthesia Associates, LLC	..PA.....	..NIA.....	PE Healthcare Associates, LLC	Ownership.....	34.530	UnitedHealth Group Incorporated	..NO.....	1
		00000	27-0385539				Carnegie Hill Endoscopy, LLC	..NY.....	..NIA.....	Physician(s) Owned	Influence.....	0.000	UnitedHealth Group Incorporated	..NO.....	1
		00000	56-1780933				Carroll Counseling Center LLC	..MD.....	..NIA.....	Physician(s) Owned	Influence.....	0.000	UnitedHealth Group Incorporated	..NO.....	1
		00000	52-2072546				Carson Endoscopy Center, LLC	..NV.....	..NIA.....	Physicians Endoscopy, L.L.C.	Ownership.....	35.000	UnitedHealth Group Incorporated	..NO.....	2
		00000	81-3020487				Castle Hills Surgicare, LLC	..TX.....	..NIA.....	Surgical Care Affiliates, LLC	Influence.....	0.000	UnitedHealth Group Incorporated	..NO.....	
		00000	82-5207935				Castle Rock SurgiCenter, LLC	..CO.....	..NIA.....	SC Affiliates, LLC	Ownership.....	3.364	UnitedHealth Group Incorporated	..NO.....	
		00000	82-5207935				Castle Rock SurgiCenter, LLC	..CO.....	..NIA.....	SCA-Castle Rock, LLC	Ownership.....	51.000	UnitedHealth Group Incorporated	..NO.....	
		00000	20-5807941				Catalyst360, LLC	..DE.....	..NIA.....	Optum Services, Inc. UnitedHealthcare International II S.á r.l.	Ownership.....	100.000	UnitedHealth Group Incorporated	..NO.....	
		00000	98-1069737				Catamaran S.á r.l.	..LUX.....	..NIA.....		Ownership.....	100.000	UnitedHealth Group Incorporated	..NO.....	
		00000	82-1715584				CCEC Anesthesia Management, LLC	..TX.....	..NIA.....	Corpus Christi Endoscopy Center, L.L.P.	Ownership.....	100.000	UnitedHealth Group Incorporated	..NO.....	2
		00000	92-3832140				CCXX, LLC	..MN.....	..NIA.....	United HealthCare Services, Inc.	Ownership.....	100.000	UnitedHealth Group Incorporated	..NO.....	
		00000					CDC Holdings Colombia S.A.S.	..COL.....	..NIA.....	Bordeaux UK Holdings II Limited	Ownership.....	100.000	UnitedHealth Group Incorporated	..NO.....	
		00000	85-3868373				Cedar Park JV Partners, LLC	..TX.....	..NIA.....	SCA Cedar Park Holdings, LLC	Ownership.....	43.700	UnitedHealth Group Incorporated	..NO.....	2
		00000	27-2533497				Cedar Park Surgery Center, LLC	..TX.....	..NIA.....	Cedar Park JV Partners, LLC	Ownership.....	35.500	UnitedHealth Group Incorporated	..NO.....	2
		00000	27-2533497				Cedar Park Surgery Center, LLC	..TX.....	..NIA.....	SCA Cedar Park Holdings, LLC	Ownership.....	25.254	UnitedHealth Group Incorporated	..NO.....	2
		00000	46-5327973				Center for Cardiovascular Research and Education, LLC	..AZ.....	..NIA.....	Phoenix Cardiac Cath and Surgical Center, LLC	Ownership.....	100.000	UnitedHealth Group Incorporated	..NO.....	
		00000					Center for Quality Improvement, LLC	..DE.....	..NIA.....	OptumRx Holdings, LLC	Ownership.....	100.000	UnitedHealth Group Incorporated	..NO.....	
		00000	85-3324771				Center for Restorative Surgery at Maple Grove, LLC	..MN.....	..NIA.....	Endoscopy Center Affiliates, Inc.	Ownership.....	1.000	UnitedHealth Group Incorporated	..NO.....	2
		00000	85-3324771				Center for Restorative Surgery at Maple Grove, LLC	..MN.....	..NIA.....	SCA Maple Grove Holdings, LLC	Ownership.....	99.000	UnitedHealth Group Incorporated	..NO.....	2
		00000	33-0483510				Centers for Family Medicine, GP	..CA.....	..NIA.....	MH Physician Three Holdco, a Medical Corporation	Ownership.....	99.000	UnitedHealth Group Incorporated	..NO.....	1
		00000	84-4741808				Central Florida Partnership, LLC	..FL.....	..NIA.....	LHC Health Care Group of Florida, LLC	Ownership.....	60.000	UnitedHealth Group Incorporated	..NO.....	
		00000	35-2033226				Central Indiana Orthopedic Surgery Center, LLC	..IN.....	..NIA.....	Beacon Orthopaedic Partners HoldCo, LLC	Ownership.....	34.700	UnitedHealth Group Incorporated	..NO.....	2
		00000	35-1709418				Central Indiana Orthopedics, LLC	..IN.....	..NIA.....	Physician(s) Owned	Influence.....	0.000	UnitedHealth Group Incorporated	..NO.....	1
		00000	22-3669777				Central Jersey Ambulatory Surgical Center, L.L.C.	..NJ.....	..NIA.....	GI Ventures, LLC	Ownership.....	60.000	UnitedHealth Group Incorporated	..NO.....	
		00000	16-1705322				Central Park Surgery Center, LLC	..TX.....	..NIA.....	Surgical Care Affiliates, LLC	Influence.....	0.000	UnitedHealth Group Incorporated	..NO.....	
		00000					CentrifyHealth, LLC	..DE.....	..NIA.....	UnitedHealth Group Incorporated	Ownership.....	100.000	UnitedHealth Group Incorporated	..NO.....	
		00000					Centro de Entrenamiento Capacitación en Reanimación SpA	..CHL.....	..NIA.....	Servicios Integrados de Salud Ltda.	Ownership.....	1.000	UnitedHealth Group Incorporated	..NO.....	
		00000					Centro de Entrenamiento Capacitación en Reanimación SpA	..CHL.....	..NIA.....	Clínica Dávila y Servicios Médicos S.p.A.	Ownership.....	99.000	UnitedHealth Group Incorporated	..NO.....	
		00000	98-1450490				Centro de Servicios Compartidos Banmédica SpA	..CHL.....	..NIA.....	Constructora Inmobiliaria Magapoq S.A.	Ownership.....	0.100	UnitedHealth Group Incorporated	..NO.....	
		00000	98-1450490				Centro de Servicios Compartidos Banmédica SpA	..CHL.....	..NIA.....	Banmédica SpA	Ownership.....	99.900	UnitedHealth Group Incorporated	..NO.....	
		00000	98-1451635				Centromed Quilpué S.A.	..CHL.....	..NIA.....	Administradora Médica Centromed S.A.	Ownership.....	93.450	UnitedHealth Group Incorporated	..NO.....	
		00000					Centros Médicos y Dentales Multimed Ltda.	..CHL.....	..NIA.....	Omesa SpA	Ownership.....	99.990	UnitedHealth Group Incorporated	..NO.....	
		00000					Centros Médicos y Dentales Multimed Ltda.	..CHL.....	..NIA.....	Clínica Dávila y Servicios Médicos S.p.A.	Ownership.....	0.010	UnitedHealth Group Incorporated	..NO.....	
0707	UnitedHealth Group Incorporated	42765	42-1194107				Centurion Casualty Company	..NE.....	..IA.....	Specialty Benefits, LLC	Ownership.....	100.000	UnitedHealth Group Incorporated	..NO.....	

16.10

STATEMENT AS OF MARCH 31, 2026 OF THE UNITEDHEALTHCARE OF THE MIDLANDS, INC.

SCHEDULE Y
PART 1A - DETAILS OF INSURANCE HOLDING COMPANY SYSTEM

1	2	3	4	5	6	7	8	9	10	11	12	13	14	15	16
Group Code	Group Name	NAIC Company Code	ID Number	Federal RSSD	CIK	Name of Securities Exchange if Publicly Traded (U.S. or International)	Names of Parent, Subsidiaries Or Affiliates	Domiciliary Location	Relationship to Reporting Entity	Directly Controlled by (Name of Entity/Person)	Type of Control (Ownership, Board, Management, Attorney-in-Fact, Influence, Other)	If Control is Ownership Provide Percentage	Ultimate Controlling Entity(ies)/Person(s)	Is an SCA Filing Required? (Yes/No)	*
		00000	82-2038975				Chalfont HoldCo, LLC	PA	NIA	Physicians Endoscopy, L.L.C.	Ownership	100.000	UnitedHealth Group Incorporated	NO	
		00000	81-2173507				Change Encircle, LLC	DE	NIA	Change Healthcare Solutions, LLC	Ownership	100.000	UnitedHealth Group Incorporated	NO	
		00000	46-0809500				Change Healthcare Advocates, LLC	DE	NIA	Change Healthcare Resources LLC	Ownership	100.000	UnitedHealth Group Incorporated	NO	
		00000	20-2058917				Change Healthcare Business Fulfillment, LLC	DE	NIA	Change Healthcare Operations, LLC	Ownership	100.000	UnitedHealth Group Incorporated	NO	
		00000	12-161 8664				Change Healthcare Canada Company	CAN	NIA	Change Healthcare Ireland Limited	Ownership	100.000	UnitedHealth Group Incorporated	NO	
		00000	20-5716738				Change Healthcare Communications, LLC	DE	NIA	Change Healthcare Solutions, LLC	Ownership	100.000	UnitedHealth Group Incorporated	NO	
		00000	16-1744317				Change Healthcare Correspondence Services, Inc.	TX	NIA	Change Healthcare Operations, LLC	Ownership	100.000	UnitedHealth Group Incorporated	NO	
		00000	26-1147719				Change Healthcare Engagement Solutions, Inc.	DE	NIA	Change Healthcare Solutions, LLC	Ownership	100.000	UnitedHealth Group Incorporated	NO	
		00000	85-532 5494				Change Healthcare eRx Canada, Inc.	CAN	NIA	Change Healthcare Solutions, LLC	Ownership	100.000	UnitedHealth Group Incorporated	NO	
		00000	92-1410925				Change Healthcare Holdco Inc.	DE	NIA	PF2 PST Services LLC	Ownership	30.400	UnitedHealth Group Incorporated	NO	
		00000	92-1410925				Change Healthcare Holdco Inc.	DE	NIA	Change Healthcare Inc.	Ownership	69.300	UnitedHealth Group Incorporated	NO	
		00000	92-1410925				Change Healthcare Holdco Inc.	DE	NIA	PF2 IP LLC	Ownership	0.300	UnitedHealth Group Incorporated	NO	
		00000	20-5799664				Change Healthcare Holdings, Inc.	DE	NIA	Change Healthcare Intermediate Holdings, Inc.	Ownership	100.000	UnitedHealth Group Incorporated	NO	
		00000	30-0955587				Change Healthcare Holdings, LLC	DE	NIA	Change Healthcare LLC	Ownership	100.000	UnitedHealth Group Incorporated	NO	
		00000	82-2152098				Change Healthcare Imaging Australia Pty Limited	AUS	NIA	Change Healthcare Solutions, LLC	Ownership	100.000	UnitedHealth Group Incorporated	NO	
		00000	98-1507218				Change Healthcare Inc.	DE	NIA	UnitedHealth Group Incorporated Change Healthcare Technology Enabled Services, LLC	Ownership	100.000	UnitedHealth Group Incorporated	NO	
		00000	45-3637667				Change Healthcare Intermediate Holdings, Inc.	DE	NIA	Change Healthcare Performance, Inc.	Ownership	100.000	UnitedHealth Group Incorporated	NO	
		00000					Change Healthcare Ireland Limited	IRL	NIA	Change Healthcare Solutions, LLC	Ownership	100.000	UnitedHealth Group Incorporated	NO	
		00000					Change Healthcare Ireland Solutions Limited	IRL	NIA	Change Healthcare Ireland Limited	Ownership	100.000	UnitedHealth Group Incorporated	NO	
		00000	98-0498566				Change Healthcare Israel Ltd.	ISR	NIA	Change Healthcare Ireland Limited	Ownership	100.000	UnitedHealth Group Incorporated	NO	
		00000	81-3611560				Change Healthcare LLC	DE	NIA	Change Healthcare Holdco Inc.	Ownership	100.000	UnitedHealth Group Incorporated	NO	
		00000	20-5731067				Change Healthcare Operations, LLC	DE	NIA	Change Healthcare Holdings, Inc.	Ownership	100.000	UnitedHealth Group Incorporated	NO	
		00000	26-3014624				Change Healthcare Payer Payment Integrity, LLC	DE	NIA	Change Healthcare Solutions, LLC	Ownership	100.000	UnitedHealth Group Incorporated	NO	
		00000	45-3637794				Change Healthcare Performance, Inc.	DE	NIA	Change Healthcare Holdings, LLC	Ownership	100.000	UnitedHealth Group Incorporated	NO	
		00000	01-0475134				Change Healthcare Pharmacy Solutions, Inc.	ME	NIA	Change Healthcare Solutions, LLC Change Healthcare Resources Holdings, Inc.	Ownership	100.000	UnitedHealth Group Incorporated	NO	
		00000					Change Healthcare Philippines, Inc.	PHL	NIA		Ownership	100.000	UnitedHealth Group Incorporated	NO	
		00000	23-2939847				Change Healthcare Practice Management Solutions, Inc.	DE	NIA	Change Healthcare Holdings, Inc.	Ownership	100.000	UnitedHealth Group Incorporated	NO	
		00000	27-4334265				Change Healthcare Resources Holdings, Inc.	DE	NIA	Change Healthcare Solutions, LLC Change Healthcare Resources Holdings, Inc.	Ownership	100.000	UnitedHealth Group Incorporated	NO	
		00000	27-2872345				Change Healthcare Resources LLC	DE	NIA		Ownership	100.000	UnitedHealth Group Incorporated	NO	
		00000	20-5716594				Change Healthcare Solutions, LLC	DE	NIA	Change Healthcare Operations, LLC	Ownership	100.000	UnitedHealth Group Incorporated	NO	
		00000	58-1651222				Change Healthcare Technologies, LLC	DE	NIA	Change Healthcare Holdings, LLC	Ownership	100.000	UnitedHealth Group Incorporated	NO	
		00000	58-1953146				Change Healthcare Technology Enabled Services, LLC	GA	NIA	Change Healthcare Holdings, LLC	Ownership	100.000	UnitedHealth Group Incorporated	NO	
		00000	98-1141129				Change Healthcare UK Holdings Limited	GBR	NIA	Change Healthcare Ireland Limited	Ownership	0.000	UnitedHealth Group Incorporated	NO	
		00000	46-1454664				Channel Islands Surgicenter Properties, LLC	DE	NIA	SCA Holding Company, Inc.	Ownership	62.743	UnitedHealth Group Incorporated	NO	
		00000	58-1709761				Charleston Surgery Center Limited Partnership	SC	NIA	SCA-Charleston, LLC	Ownership	36.625	UnitedHealth Group Incorporated	NO	2
		00000	56-1449531				Charlotte Surgery Center, LLC	NC	NIA	Charlotte-SC, LLC	Ownership	16.957	UnitedHealth Group Incorporated	NO	2
		00000	62-1262567				Charlotte-SC, LLC	DE	NIA	SC Affiliates, LLC	Ownership	100.000	UnitedHealth Group Incorporated	NO	

STATEMENT AS OF MARCH 31, 2026 OF THE UNITEDHEALTHCARE OF THE MIDLANDS, INC.

SCHEDULE Y
PART 1A - DETAILS OF INSURANCE HOLDING COMPANY SYSTEM

1	2	3	4	5	6	7	8	9	10	11	12	13	14	15	16
Group Code	Group Name	NAIC Company Code	ID Number	Federal RSSD	CIK	Name of Securities Exchange if Publicly Traded (U.S. or International)	Names of Parent, Subsidiaries Or Affiliates	Domiciliary Location	Relationship to Reporting Entity	Directly Controlled by (Name of Entity/Person)	Type of Control (Ownership, Board, Management, Attorney-in-Fact, Influence, Other)	If Control is Ownership Provide Percentage	Ultimate Controlling Entity(ies)/Person(s)	Is an SCA Filing Required? (Yes/No)	*
		00000	82-4075002				Chatham Orthopaedic ASC, LLC	GA	NIA	SCA-Chatham, LLC	Ownership	15.000	UnitedHealth Group Incorporated	NO	2
		00000	52-2008916				Chester River Home Care & Hospice, LLC	MD	NIA	Maryland Intermediary-IV, LLC	Ownership	100.000	UnitedHealth Group Incorporated	NO	
		00000	57-0876493				Chesterfield Visiting Nurses Service, Inc.	SC	NIA	ACF Group, Inc.	Ownership	100.000	UnitedHealth Group Incorporated	NO	
		00000	26-2389638				Childrens Surgery Center LLC	FL	NIA	SC Affiliates, LLC	Ownership	4.174	UnitedHealth Group Incorporated	NO	2
		00000	26-2389638				Childrens Surgery Center LLC	FL	NIA	SCA-Central Florida, LLC	Ownership	51.000	UnitedHealth Group Incorporated	NO	2
		00000	26-3859264				Christiana Spine Ambulatory Surgical Center, L.L.C.	DE	NIA	Virtua-SCA Holdings II, LLC	Ownership	55.000	UnitedHealth Group Incorporated	NO	
		00000	26-4651320				Christopher Stalberg, M.D., PLLC	AZ	NIA	Physician United PLLC	Ownership	100.000	UnitedHealth Group Incorporated	NO	1
		00000	27-1655973				Cielo House, Inc.	CA	NIA	Physician(s) Owned	Influence	0.000	UnitedHealth Group Incorporated	NO	1
		00000	62-1510209				Citrus Regional Surgery Center, L.P.	TN	NIA	SCA-Citrus, LLC	Ownership	63.998	UnitedHealth Group Incorporated	NO	
		00000	27-0204579				Claims Management Systems, Inc.	FL	NIA	Solstice Benefits, Inc.	Ownership	100.000	UnitedHealth Group Incorporated	NO	
		00000	80-0278168				Clarksville Home Care Services, LLC	DE	NIA	AF-CH-HH, LLC	Ownership	100.000	UnitedHealth Group Incorporated	NO	
		00000	92-2036777				Clear Health Holdings, Inc.	DE	NIA	United HealthCare Services, Inc.	Ownership	100.000	UnitedHealth Group Incorporated	NO	
		00000	27-1374374				Clear Health Strategies, LLC	FL	NIA	Clear Health Holdings, Inc.	Ownership	100.000	UnitedHealth Group Incorporated	NO	
		00000	20-3742012				Cleburne Surgical Center, LLC	TX	NIA	Surgical Care Affiliates, LLC	Influence	0.000	UnitedHealth Group Incorporated	NO	
		00000	98-1459640				Clínica Alameda SpA	CHL	NIA	Saden S.A.	Ownership	0.200	UnitedHealth Group Incorporated	NO	
		00000	98-1459640				Clínica Alameda SpA	CHL	NIA	Vida Integra S.p.A.	Ownership	99.800	UnitedHealth Group Incorporated	NO	
		00000	98-1443171				Clínica Bio Bio SpA	CHL	NIA	Inversiones Clínicas Santa María SpA	Ownership	100.000	UnitedHealth Group Incorporated	NO	
		00000	98-1443171				Clínica Bio Bio SpA	CHL	NIA	Banmedica SpA	Ownership	0.000	UnitedHealth Group Incorporated	NO	
		00000	98-1442191				Clínica Ciudad del Mar S.A.	CHL	NIA	Banmedica SpA	Ownership	0.000	UnitedHealth Group Incorporated	NO	
		00000	98-1442191				Clínica Ciudad del Mar S.A.	CHL	NIA	Inversiones Clínicas Santa María SpA	Ownership	100.000	UnitedHealth Group Incorporated	NO	
		00000	98-1446132				Clínica Dávila y Servicios Médicos S.p.A.	CHL	NIA	Banmedica SpA	Ownership	99.998	UnitedHealth Group Incorporated	NO	
		00000	98-1446132				Clínica Dávila y Servicios Médicos S.p.A.	CHL	NIA	Clínica Santa María S.p.A.	Ownership	0.002	UnitedHealth Group Incorporated	NO	
		00000	98-1442754				Clínica Santa María S.p.A.	CHL	NIA	Banmedica SpA	Ownership	99.503	UnitedHealth Group Incorporated	NO	
		00000	98-1442745				Clínica Vespucio S.A.	CHL	NIA	Banmedica SpA	Ownership	0.000	UnitedHealth Group Incorporated	NO	
		00000	98-1442745				Clínica Vespucio S.A.	CHL	NIA	Inversiones Clínicas Santa María SpA	Ownership	100.000	UnitedHealth Group Incorporated	NO	
		00000	45-4406745				Clinton Home Health & Hospice, LLC	OK	NIA	AFAM Holding Co IV, LLC	Ownership	100.000	UnitedHealth Group Incorporated	NO	
		00000	20-2236024				Clinton Partners, LLC	MI	NIA	HFHS-SCA Holdings, LLC	Ownership	42.070	UnitedHealth Group Incorporated	NO	2
		00000	26-2688869				CMC Home Health and Hospice, LLC	AR	NIA	Arkansas Health Care Group, LLC	Ownership	100.000	UnitedHealth Group Incorporated	NO	
		00000	27-1193028				Coalition for Advanced Pharmacy Services, Inc.	DE	NIA	OptumRx Home Delivery of Ohio, LLC	Ownership	0.116	UnitedHealth Group Incorporated	NO	
		00000	27-1193028				Coalition for Advanced Pharmacy Services, Inc.	DE	NIA	OptumRx Health Solutions, LLC	Ownership	94.543	UnitedHealth Group Incorporated	NO	
		00000	27-1193028				Coalition for Advanced Pharmacy Services, Inc.	DE	NIA	OptumRx PBM of Maryland, LLC	Ownership	5.341	UnitedHealth Group Incorporated	NO	
		00000	54-1565761				Coastal Counseling Center, Inc.	VA	NIA	Refresh Mental Health, Inc.	Ownership	100.000	UnitedHealth Group Incorporated	NO	
		00000	20-3056794				Cognitive-Behavioral Therapy Center of Western North Carolina, P.A.	NC	NIA	Physician(s) Owned	Influence	0.000	UnitedHealth Group Incorporated	NO	1
		00000	27-2337616				Collaborative Care Holdings, LLC	DE	NIA	OptumHealth Holdings, LLC	Ownership	100.000	UnitedHealth Group Incorporated	NO	
		00000	27-2337487				Collaborative Care Services, Inc.	DE	NIA	Collaborative Care Holdings, LLC	Ownership	100.000	UnitedHealth Group Incorporated	NO	
		00000	45-2614005				Collaborative Realty, LLC	NY	NIA	Collaborative Care Holdings, LLC	Ownership	100.000	UnitedHealth Group Incorporated	NO	
		00000	47-5615966				Collin County ASC, LP	TX	NIA	Cardiac Cath Lab of Collin County, LP	Ownership	100.000	UnitedHealth Group Incorporated	NO	2
		00000					Colmedica Medicina Prepagada S.A.	COL	NIA	Banmedica SpA	Ownership	76.270	UnitedHealth Group Incorporated	NO	
		00000					Colmedica Medicina Prepagada S.A.	COL	NIA	Constructora Inmobiliaria Magapoq S.A.	Ownership	0.000	UnitedHealth Group Incorporated	NO	
		00000	02-0626080				Colonial Family Practice, L.L.C.	SC	NIA	Physician(s) Owned	Influence	0.000	UnitedHealth Group Incorporated	NO	1
		00000	83-1529015				Colonial Outpatient Surgery Center, LLC	FL	NIA	SCA-Colonial Partners, LLC	Ownership	55.000	UnitedHealth Group Incorporated	NO	
		00000	61-1870845				Colonial Practice Management, LLC	DE	NIA	Collaborative Care Holdings, LLC	Ownership	100.000	UnitedHealth Group Incorporated	NO	
		00000	47-4049624				Colorado Clinical Partners, LLC	CO	NIA	Imperium Health Management, LLC	Ownership	100.000	UnitedHealth Group Incorporated	NO	
		00000	38-3934017				Colorado Health Care Group, LLC	CO	NIA	LHC Group, Inc.	Ownership	100.000	UnitedHealth Group Incorporated	NO	

STATEMENT AS OF MARCH 31, 2026 OF THE UNITEDHEALTHCARE OF THE MIDLANDS, INC.

SCHEDULE Y

PART 1A - DETAILS OF INSURANCE HOLDING COMPANY SYSTEM

1	2	3	4	5	6	7	8	9	10	11	12	13	14	15	16
Group Code	Group Name	NAIC Company Code	ID Number	Federal RSSD	CIK	Name of Securities Exchange if Publicly Traded (U.S. or International)	Names of Parent, Subsidiaries Or Affiliates	Domiciliary Location	Relationship to Reporting Entity	Directly Controlled by (Name of Entity/Person)	Type of Control (Ownership, Board, Management, Attorney-in-Fact, Influence, Other)	If Control is Ownership Provide Percentage	Ultimate Controlling Entity(ies)/Person(s)	Is an SCA Filing Required? (Yes/No)	*
		00000	36-4855703				Colorado In-Home Healthcare Partnership-I, LLC	CO	NIA	Colorado Health Care Group, LLC	Ownership	100.000	UnitedHealth Group Incorporated	NO	
		00000	61-1813323				Colorado In-Home Partner-I, LLC	CO	NIA	Colorado In-Home Healthcare Partnership-I, LLC	Ownership	100.000	UnitedHealth Group Incorporated	NO	
		00000	84-1160450				Colorado Springs Surgery Center, Ltd.	CO	NIA	SCA-Colorado Springs, LLC	Ownership	95.000	UnitedHealth Group Incorporated	NO	
		00000	52-2052733				Columbia Counseling Center P.A.	MD	NIA	Physician(s) Owned	Influence	0.000	UnitedHealth Group Incorporated	NO	1
		00000	11-3647007				Comfort Care Transportation, LLC	TX	NIA	WellMed Medical Management, Inc.	Ownership	100.000	UnitedHealth Group Incorporated	NO	
		00000	20-0896023				Community Hospice, LLC	MS	NIA	Halcyon Healthcare, LLC	Ownership	100.000	UnitedHealth Group Incorporated	NO	
		00000	90-0080458				Compassionate Care Hospice Group, Inc.	FL	NIA	Amedisys Hospice, L.L.C.	Ownership	100.000	UnitedHealth Group Incorporated	NO	
		00000	27-2895644				Compassionate Care Hospice Of Bryan Texas, LLC	TX	NIA	Compassionate Care Hospice Group, Inc.	Ownership	100.000	UnitedHealth Group Incorporated	NO	
		00000	26-3668452				Compassionate Care Hospice Of Central Florida, Inc.	FL	NIA	Amedisys Hospice, L.L.C.	Ownership	100.000	UnitedHealth Group Incorporated	NO	
		00000	27-2596825				Compassionate Care Hospice Of Central Georgia, LLC	GA	NIA	Compassionate Care Hospice Group, Inc.	Ownership	100.000	UnitedHealth Group Incorporated	NO	
		00000	27-2894481				Compassionate Care Hospice Of Central Louisiana, LLC	LA	NIA	Compassionate Care Hospice Group, Inc.	Ownership	100.000	UnitedHealth Group Incorporated	NO	
		00000	27-3195141				Compassionate Care Hospice Of Central Texas, LLC	TX	NIA	Compassionate Care Hospice Group, Inc.	Ownership	100.000	UnitedHealth Group Incorporated	NO	
		00000	22-3345884				Compassionate Care Hospice Of Clifton, LLC	NJ	NIA	Compassionate Care Hospice Group, Inc.	Ownership	100.000	UnitedHealth Group Incorporated	NO	
		00000	23-2755148				Compassionate Care Hospice Of Delaware, L.L.C.	DE	NIA	Compassionate Care Hospice Group, Inc.	Ownership	100.000	UnitedHealth Group Incorporated	NO	
		00000	23-2794896				Compassionate Care Hospice Of Gwynedd, Inc.	PA	NIA	Compassionate Care Hospice Group, Inc.	Ownership	100.000	UnitedHealth Group Incorporated	NO	
		00000	03-0453874				Compassionate Care Hospice Of Houston, LLC	TX	NIA	Compassionate Care Hospice Group, Inc.	Ownership	100.000	UnitedHealth Group Incorporated	NO	
		00000	26-2591754				Compassionate Care Hospice Of Illinois, LLC	IL	NIA	Compassionate Care Hospice Group, Inc.	Ownership	100.000	UnitedHealth Group Incorporated	NO	
		00000	26-2816703				Compassionate Care Hospice Of Kansas City, LLC	KS	NIA	Compassionate Care Hospice Group, Inc.	Ownership	100.000	UnitedHealth Group Incorporated	NO	
		00000	45-5280770				Compassionate Care Hospice Of Lake And Sumter, Inc.	FL	NIA	Amedisys Hospice, L.L.C.	Ownership	100.000	UnitedHealth Group Incorporated	NO	
		00000	22-3329276				Compassionate Care Hospice Of Marlton, LLC	NJ	NIA	Compassionate Care Hospice Group, Inc.	Ownership	100.000	UnitedHealth Group Incorporated	NO	
		00000	26-0268927				Compassionate Care Hospice Of Massachusetts, LLC	MA	NIA	Compassionate Care Hospice Group, Inc.	Ownership	100.000	UnitedHealth Group Incorporated	NO	
		00000	27-1062621				Compassionate Care Hospice Of Miami Dade And The Florida Keys, Inc.	FL	NIA	Amedisys Hospice, L.L.C.	Ownership	100.000	UnitedHealth Group Incorporated	NO	
		00000	26-2591799				Compassionate Care Hospice Of Michigan, LLC	MI	NIA	Compassionate Care Hospice Group, Inc.	Ownership	100.000	UnitedHealth Group Incorporated	NO	
		00000	20-5904753				Compassionate Care Hospice Of Minnesota, LLC	MN	NIA	Compassionate Care Hospice Group, Inc.	Ownership	100.000	UnitedHealth Group Incorporated	NO	
		00000	27-2628612				Compassionate Care Hospice Of New Hampshire, LLC	NH	NIA	Compassionate Care Hospice Group, Inc.	Ownership	100.000	UnitedHealth Group Incorporated	NO	
		00000	27-1623197				Compassionate Care Hospice Of North Texas, LLC	TX	NIA	Compassionate Care Hospice Group, Inc.	Ownership	100.000	UnitedHealth Group Incorporated	NO	
		00000	27-3195081				Compassionate Care Hospice Of Northern Georgia, LLC	GA	NIA	Compassionate Care Hospice Group, Inc.	Ownership	100.000	UnitedHealth Group Incorporated	NO	
		00000	20-3106714				Compassionate Care Hospice Of Northern New Jersey, LLC	NJ	NIA	Compassionate Care Hospice Group, Inc.	Ownership	100.000	UnitedHealth Group Incorporated	NO	
		00000	13-4290388				Compassionate Care Hospice Of Northwestern Pennsylvania, LLC	PA	NIA	Compassionate Care Hospice Group, Inc.	Ownership	100.000	UnitedHealth Group Incorporated	NO	
		00000	27-3351959				Compassionate Care Hospice Of Ohio, LLC	OH	NIA	Compassionate Care Hospice Group, Inc.	Ownership	100.000	UnitedHealth Group Incorporated	NO	
		00000	27-2385415				Compassionate Care Hospice Of Pittsburgh, LLC	PA	NIA	Compassionate Care Hospice Group, Inc.	Ownership	100.000	UnitedHealth Group Incorporated	NO	
		00000					Compassionate Care Hospice Of Savannah, LLC	GA	NIA	Compassionate Care Hospice Group, Inc.	Ownership	100.000	UnitedHealth Group Incorporated	NO	

STATEMENT AS OF MARCH 31, 2026 OF THE UNITEDHEALTHCARE OF THE MIDLANDS, INC.

SCHEDULE Y
PART 1A - DETAILS OF INSURANCE HOLDING COMPANY SYSTEM

1	2	3	4	5	6	7	8	9	10	11	12	13	14	15	16
Group Code	Group Name	NAIC Company Code	ID Number	Federal RSSD	CIK	Name of Securities Exchange if Publicly Traded (U.S. or International)	Names of Parent, Subsidiaries Or Affiliates	Domi-ciliary Location	Relation-ship to Reporting Entity	Directly Controlled by (Name of Entity/Person)	Type of Control (Ownership, Board, Management, Attorney-in-Fact, Influence, Other)	If Control is Ownership Provide Percentage	Ultimate Controlling Entity(ies)/Person(s)	Is an SCA Filing Re-quired? (Yes/No)	*
		00000	27-2052580				Compassionate Care Hospice Of South Carolina, LLC	..SC.....	..NIA.....	Compassionate Care Hospice Group, Inc.	Ownership.....	100.000	UnitedHealth Group Incorporated	..NO.....	
		00000	27-0704484				Compassionate Care Hospice Of Southeastern Massachusetts, LLC	..MA.....	..NIA.....	Compassionate Care Hospice Group, Inc.	Ownership.....	100.000	UnitedHealth Group Incorporated	..NO.....	
		00000	26-2816779				Compassionate Care Hospice Of Southeastern Texas, LLC	..TX.....	..NIA.....	Compassionate Care Hospice Group, Inc.	Ownership.....	100.000	UnitedHealth Group Incorporated	..NO.....	
		00000	27-4259128				Compassionate Care Hospice Of Southern Mississippi, LLC	..MS.....	..NIA.....	Compassionate Care Hospice Group, Inc.	Ownership.....	100.000	UnitedHealth Group Incorporated	..NO.....	
		00000	27-1765719				Compassionate Care Hospice Of The Chesapeake Bay, LLC	..VA.....	..NIA.....	Compassionate Care Hospice Group, Inc.	Ownership.....	100.000	UnitedHealth Group Incorporated	..NO.....	
		00000	20-4504902				Compassionate Care Hospice Of The Delmar Peninsula, LLC	..DE.....	..NIA.....	Compassionate Care Hospice Group, Inc.	Ownership.....	100.000	UnitedHealth Group Incorporated	..NO.....	
		00000	90-0128301				Compassionate Care Hospice Of The Midwest, LLC	..SD.....	..NIA.....	Compassionate Care Hospice Group, Inc.	Ownership.....	100.000	UnitedHealth Group Incorporated	..NO.....	
		00000	26-3801240				Compassionate Care Hospice Of Wisconsin, LLC	..WI.....	..NIA.....	Compassionate Care Hospice Group, Inc.	Ownership.....	100.000	UnitedHealth Group Incorporated	..NO.....	
		00000	23-2767007				Compassionate Care Hospice, L.L.C.	..PA.....	..NIA.....	Compassionate Care Hospice Group, Inc.	Ownership.....	100.000	UnitedHealth Group Incorporated	..NO.....	
		00000	20-4591877				Compassionate Healthcare Management Group, Inc.	..GA.....	..NIA.....	Compassionate Hospice of Georgia, Inc.	Ownership.....	100.000	UnitedHealth Group Incorporated	..NO.....	
		00000	45-3245661				Compassionate Hospice of Georgia, Inc. Comprehensive Home Healthcare Services, L.L.C.	..DE.....	..NIA.....	Halcyon Healthcare, LLC	Ownership.....	100.000	UnitedHealth Group Incorporated	..NO.....	
		00000	62-1151058				Comprehensive Purchasing Alliance, LLC	..TN.....	..NIA.....	Amedisys Holding, L.L.C.	Ownership.....	100.000	UnitedHealth Group Incorporated	..NO.....	
		00000	37-3853987				Connect Medical, P.C.	..TN.....	..NIA.....	PPS Holdings, Inc.	Ownership.....	100.000	UnitedHealth Group Incorporated	..NO.....	
		00000	32-0551188				Connecticut Health Care Group Holdings, LLC	..NY.....	..NIA.....	Physician(s) Owned	Influence.....	0.000	UnitedHealth Group Incorporated	..NO.....	1
		00000	06-1254084				Connecticut Home Health Care, Incorporated	..CT.....	..NIA.....	LHC Group, Inc.	Ownership.....	100.000	UnitedHealth Group Incorporated	..NO.....	
		00000	06-1592173				Connecticut Surgery Center, Limited Partnership	..CT.....	..NIA.....	Bracor, Inc.	Ownership.....	100.000	UnitedHealth Group Incorporated	..NO.....	
		00000	06-1592173				Connecticut Surgery Center, Limited Partnership	..CT.....	..NIA.....	Connecticut Surgical Center, LLC	Ownership.....	29.000	UnitedHealth Group Incorporated	..NO.....	2
		00000	26-1313646				Connecticut Surgery Properties, LLC	..CT.....	..NIA.....	Surgical Care Affiliates, LLC	Ownership.....	4.455	UnitedHealth Group Incorporated	..NO.....	2
		00000	06-1156342				Connecticut Surgical Center, LLC	..DE.....	..NIA.....	SC Affiliates, LLC	Ownership.....	100.000	UnitedHealth Group Incorporated	..NO.....	
		00000	06-1156342				Connecticut Surgical Center, LLC	..DE.....	..NIA.....	Surgical Care Affiliates, LLC	Ownership.....	99.000	UnitedHealth Group Incorporated	..NO.....	
		00000	46-0891463				ConnectYourCare, Inc.	..DE.....	..NIA.....	Endoscopy Center Affiliates, Inc.	Ownership.....	1.000	UnitedHealth Group Incorporated	..NO.....	
		00000	26-1274092				ConnectYourCare, LLC	..DE.....	..NIA.....	Optum Financial, Inc.	Ownership.....	100.000	UnitedHealth Group Incorporated	..NO.....	
		00000	47-1450737				Conroe ASC, LP	..MD.....	..NIA.....	ConnectYourCare, Inc.	Ownership.....	100.000	UnitedHealth Group Incorporated	..NO.....	
		00000	98-1448720				Constructora Inmobiliaria Magapoq S.A.	..TX.....	..NIA.....	Cardiac Cath Lab of Conroe, LP	Ownership.....	100.000	UnitedHealth Group Incorporated	..NO.....	
		00000	98-1448720				Constructora Inmobiliaria Magapoq S.A.	..CHL.....	..NIA.....	Banmedica SpA	Ownership.....	99.900	UnitedHealth Group Incorporated	..NO.....	
		00000	20-0231080				Consumer Wellness Solutions, LLC	..CHL.....	..NIA.....	Inmobiliaria Apoquindo 3600 Ltda.	Ownership.....	0.100	UnitedHealth Group Incorporated	..NO.....	
		00000	37-1826441				Contessa Health Holding Company, LLC	..DE.....	..NIA.....	RVO Health, LLC	Ownership.....	100.000	UnitedHealth Group Incorporated	..NO.....	
		00000	61-1792471				Contessa Health Management, LLC	..DE.....	..NIA.....	Contessa Health, Inc.	Ownership.....	100.000	UnitedHealth Group Incorporated	..NO.....	
		00000	34-2604371				Contessa Health of Florida, LLC	..DE.....	..NIA.....	Contessa Health, Inc.	Ownership.....	100.000	UnitedHealth Group Incorporated	..NO.....	
		00000	82-4720610				Contessa Health Of Tennessee, LLC	..DE.....	..NIA.....	Contessa Health Holding Company, LLC	Ownership.....	100.000	UnitedHealth Group Incorporated	..NO.....	
		00000	81-0712898				Contessa Health, Inc.	..TN.....	..NIA.....	Contessa Health, Inc.	Ownership.....	100.000	UnitedHealth Group Incorporated	..NO.....	
		00000	61-1792156				Contrado Claim, LLC	..DE.....	..NIA.....	Amedisys Holding, L.L.C.	Ownership.....	100.000	UnitedHealth Group Incorporated	..NO.....	
		00000	45-4845966				Cornerstone Palliative and Hospice LLC	..DE.....	..NIA.....	Contessa Health, Inc.	Ownership.....	100.000	UnitedHealth Group Incorporated	..NO.....	
		00000	20-2595593				Corpus Christi Endoscopy Center, L.L.P.	..MS.....	..NIA.....	Halcyon Healthcare, LLC	Ownership.....	67.000	UnitedHealth Group Incorporated	..NO.....	
		00000	45-4845621				Covenant Palliative and Hospice, LLC	..TX.....	..NIA.....	SCA Pacific Holdings, Inc.	Ownership.....	18.500	UnitedHealth Group Incorporated	..NO.....	2
		00000	46-1221595				CPS Group Holdings, Inc.	..COL.....	..NIA.....	Patrimonio Autónomo Nueva Clínica	Ownership.....	100.000	UnitedHealth Group Incorporated	..NO.....	
		00000	46-1230593				CPS Intermediate Holdings, Inc.	..MS.....	..NIA.....	Halcyon Healthcare, LLC	Ownership.....	100.000	UnitedHealth Group Incorporated	..NO.....	
		00000	46-1230593				CPS Intermediate Holdings, Inc.	..DE.....	..NIA.....	Delta Parent, Inc.	Ownership.....	100.000	UnitedHealth Group Incorporated	..NO.....	
		00000	46-1230593				CPS Intermediate Holdings, Inc.	..DE.....	..NIA.....	CPS Group Holdings, Inc.	Ownership.....	100.000	UnitedHealth Group Incorporated	..NO.....	

16.14

STATEMENT AS OF MARCH 31, 2026 OF THE UNITEDHEALTHCARE OF THE MIDLANDS, INC.

SCHEDULE Y
PART 1A - DETAILS OF INSURANCE HOLDING COMPANY SYSTEM

1	2	3	4	5	6	7	8	9	10	11	12	13	14	15	16
Group Code	Group Name	NAIC Company Code	ID Number	Federal RSSD	CIK	Name of Securities Exchange if Publicly Traded (U.S. or International)	Names of Parent, Subsidiaries Or Affiliates	Domiciliary Location	Relationship to Reporting Entity	Directly Controlled by (Name of Entity/Person)	Type of Control (Ownership, Board, Management, Attorney-in-Fact, Influence, Other)	If Control is Ownership Provide Percentage	Ultimate Controlling Entity(ies)/Person(s)	Is an SCA Filing Required? (Yes/No)	*
		00000	66-0602419				CPS Puerto Rico, Inc.	..PR	..NIA	PPS Holdings, Inc.	Ownership	100.000	UnitedHealth Group Incorporated	..NO	
		00000	46-3713390				CPS Rehabilitation Services, LLC	..OH	..NIA	CPS Solutions, LLC	Ownership	100.000	UnitedHealth Group Incorporated	..NO	
		00000	95-3810548				CPS Solutions, LLC	..DE	..NIA	PPS Holdings, Inc.	Ownership	100.000	UnitedHealth Group Incorporated	..NO	
		00000	90-0604702				CPS Supply Chain Solutions, LLC	..OH	..NIA	CPS Solutions, LLC	Ownership	100.000	UnitedHealth Group Incorporated	..NO	
		00000	27-0376807				CPS Telepharmacy, Inc.	..TN	..NIA	PPS Holdings, Inc.	Ownership	100.000	UnitedHealth Group Incorporated	..NO	
		00000	75-2862780				Cross Timbers Surgery Center, LLC	..TX	..NIA	Surgical Care Affiliates, LLC	Influence	0.000	UnitedHealth Group Incorporated	..NO	
		00000	26-3376835				Crossroads Home Care Services, LLC	..DE	..NIA	Illinois Home Care Holdings, LLC	Ownership	1.000	UnitedHealth Group Incorporated	..NO	
		00000	26-3376835				Crossroads Home Care Services, LLC	..DE	..NIA	AFAM Holding Co, LLC	Ownership	99.000	UnitedHealth Group Incorporated	..NO	
		00000	27-0476822				Crystal Run Ambulatory Surgery Center of Middletown, LLC	..NY	..NIA	Physician(s) Owned	Influence	0.000	UnitedHealth Group Incorporated	..NO	1
		00000	45-2821606				Crystal Run Healthcare ACO, LLC	..NY	..NIA	Collaborative Care Holdings, LLC	Ownership	100.000	UnitedHealth Group Incorporated	..NO	
		00000	13-3843560				Crystal Run Healthcare Physicians LLP	..NY	..NIA	Physician(s) Owned	Influence	0.000	UnitedHealth Group Incorporated	..NO	1
		00000	46-0892530				Crystal Run Transformation Services, LLC	..NY	..NIA	Collaborative Care Holdings, LLC	Ownership	100.000	UnitedHealth Group Incorporated	..NO	
		00000	92-1942482				CTVSA Holdings, LLC	..DE	..NIA	OptumCare Specialty Practices, LLC	Ownership	94.775	UnitedHealth Group Incorporated	..NO	
		00000	83-1352538				CTVSA Management, LLC	..DE	..NIA	CTVSA Holdings, LLC	Ownership	100.000	UnitedHealth Group Incorporated	..NO	
		00000	26-0080565				Cypress Care, Inc.	..DE	..NIA	Healthcare Solutions, Inc.	Ownership	100.000	UnitedHealth Group Incorporated	..NO	
		00000	82-3468320				Dallas ASC, LLC	..DE	..NIA	Cardiac Cath Lab of Dallas, LP	Ownership	100.000	UnitedHealth Group Incorporated	..NO	2
		00000	34-2013785				Dallas County Medical Center HomeCare, L.L.C.	..AR	..NIA	Arkansas Health Care Group, LLC	Ownership	100.000	UnitedHealth Group Incorporated	..NO	
		00000	63-1263704				Danbury Surgical Center, L.P.	..GA	..NIA	SCA Danbury Surgical Center, LLC	Ownership	32.647	UnitedHealth Group Incorporated	..NO	2
		00000	63-1230900				Database Solutions II, LLC	..DE	..NIA	Optum360, LLC	Ownership	100.000	UnitedHealth Group Incorporated	..NO	
		00000	41-1879063				David C. Anderholm, M.D., P.A.	..MN	..NIA	Physician(s) Owned	Influence	0.000	UnitedHealth Group Incorporated	..NO	1
		00000	81-5101448				David Moen, M.D. P.C.	..NY	..NIA	Physician(s) Owned	Influence	0.000	UnitedHealth Group Incorporated	..NO	1
		00000	45-2380022				David R. Ferrell, M.D., P.C.	..NV	..NIA	Physician(s) Owned	Influence	0.000	UnitedHealth Group Incorporated	..NO	1
		00000	11-2811353				Day-Op Center of Long Island, LLC	..NY	..NIA	Ambulatory Partner Holdings, LLC	Influence	1.000	UnitedHealth Group Incorporated	..NO	1
		00000	83-1396214				Daybreak Real Estate, LLC	..TN	..NIA	Refresh Mental Health, Inc.	Ownership	100.000	UnitedHealth Group Incorporated	..NO	
		00000	52-1811176				DBP Services of New York IPA, Inc.	..NY	..NIA	Dental Benefit Providers, Inc.	Ownership	100.000	UnitedHealth Group Incorporated	..NO	
		00000	47-3322541				DBT and EMDR Specialists, P.A.	..MN	..NIA	Physician(s) Owned	Influence	0.000	UnitedHealth Group Incorporated	..NO	1
		00000	47-3088976				Delaware Center for Digestive Care, LLC	..DE	..NIA	Regional Gastroenterology Associates of Lancaster, Ltd.	Ownership	100.000	UnitedHealth Group Incorporated	..NO	
		00000	92-1741749				Delaware Health Care Group, LLC	..DE	..NIA	LHC Group, Inc.	Ownership	100.000	UnitedHealth Group Incorporated	..NO	
		00000	51-0401940				Delaware Surgery Center, LLC	..DE	..NIA	Virtua-SCA Holdings II, LLC	Ownership	57.645	UnitedHealth Group Incorporated	..NO	
		00000	87-3790890				Delta Intermediate Holdings, Inc.	..DE	..NIA	OptumRx Holdings, LLC	Ownership	100.000	UnitedHealth Group Incorporated	..NO	
		00000	83-3378592				Delta Parent, Inc.	..DE	..NIA	Delta Intermediate Holdings, Inc.	Ownership	100.000	UnitedHealth Group Incorporated	..NO	
		00000	52-1452809				Dental Benefit Providers of California, Inc.	..CA	..IA	Dental Benefit Providers, Inc.	Ownership	100.000	UnitedHealth Group Incorporated	..NO	
		00000	41-2014834				Dental Benefit Providers, Inc.	..DE	..NIA	United HealthCare Services, Inc.	Ownership	100.000	UnitedHealth Group Incorporated	..NO	
		00000	47-0926556				Denton Endoscopy Surgery Center, LLC	..TX	..NIA	Surgical Care Affiliates, LLC	Influence	0.000	UnitedHealth Group Incorporated	..NO	
		00000	82-1436601				Derry Surgical Center, LLC	..NH	..NIA	Surgical Care Affiliates, LLC	Influence	0.000	UnitedHealth Group Incorporated	..NO	
		00000	82-1436601				Derry Surgical Center, LLC	..NH	..NIA	SC Affiliates, LLC	Ownership	14.000	UnitedHealth Group Incorporated	..NO	
		00000	98-1460347				Diagnóstico Ecotomográfico Centromed Ltda.	..CHL	..NIA	SCA-Derry, LLC	Ownership	52.000	UnitedHealth Group Incorporated	..NO	
		00000	98-1460347				Diagnóstico por Imágenes Centromed Ltda.	..CHL	..NIA	Administradora Médica Centromed S.A.	Ownership	50.000	UnitedHealth Group Incorporated	..NO	
		00000	98-1460347				Diagnóstico por Imágenes Centromed Ltda.	..CHL	..NIA	Centromed Quilpué S.A.	Ownership	6.660	UnitedHealth Group Incorporated	..NO	
		00000	33-0292435				Digestive Disease Center, L.P.	..CA	..NIA	Administradora Médica Centromed S.A.	Ownership	93.340	UnitedHealth Group Incorporated	..NO	
		00000	33-0292435				Digestive Disease Center, L.P.	..CA	..NIA	Monarch HealthCare, A Medical Group, Inc.	Ownership	5.000	UnitedHealth Group Incorporated	..NO	2
		00000	33-0292435				Digestive Disease Center, L.P.	..CA	..NIA	Beach Surgical Holdings LLC	Ownership	51.000	UnitedHealth Group Incorporated	..NO	2
		00000	26-1319443				Digestive Diseases Diagnostic & Treatment Center, LLC	..NY	..NIA	PE Healthcare Associates, LLC	Ownership	24.980	UnitedHealth Group Incorporated	..NO	1
		00000	83-2832522				Dignity Home Recovery Care, LLC	..DE	..NIA	Contessa Health Holding Company, LLC	Ownership	100.000	UnitedHealth Group Incorporated	..NO	
		00000	27-4022876				Diplomat Blocker, LLC	..DE	..NIA	Diplomat Pharmacy, Inc.	Ownership	100.000	UnitedHealth Group Incorporated	..NO	

STATEMENT AS OF MARCH 31, 2026 OF THE UNITEDHEALTHCARE OF THE MIDLANDS, INC.

SCHEDULE Y
PART 1A - DETAILS OF INSURANCE HOLDING COMPANY SYSTEM

1	2	3	4	5	6	7	8	9	10	11	12	13	14	15	16
Group Code	Group Name	NAIC Company Code	ID Number	Federal RSSD	CIK	Name of Securities Exchange if Publicly Traded (U.S. or International)	Names of Parent, Subsidiaries Or Affiliates	Domiciliary Location	Relationship to Reporting Entity	Directly Controlled by (Name of Entity/Person)	Type of Control (Ownership, Board, Management, Attorney-in-Fact, Influence, Other)	If Control is Ownership Provide Percentage	Ultimate Controlling Entity(ies)/Person(s)	Is an SCA Filing Required? (Yes/No)	*
		00000	38-2063100				Diplomat Pharmacy, Inc.	MI	NIA	OptumRx Holdings, LLC	Ownership	100.000	UnitedHealth Group Incorporated	NO	
		00000	45-3329728				Discovery Counseling & Consulting, LLC	VA	NIA	Refresh Mental Health, Inc.	Ownership	100.000	UnitedHealth Group Incorporated	NO	
		00000	30-0238641				Distance Learning Network, Inc.	DE	NIA	OptumHealth Holdings, LLC	Ownership	100.000	UnitedHealth Group Incorporated	NO	
		00000	47-2415159				divvyMED, LLC	DE	NIA	Penzo Enterprises, LLC	Ownership	100.000	UnitedHealth Group Incorporated	NO	
		00000	20-0419099				Doc Martins, PLLC	AZ	NIA	Physician United PLLC	Ownership	100.000	UnitedHealth Group Incorporated	NO	1
		00000	84-4477557				DocASAP US, LLC	DE	NIA	DocASAP, Inc.	Ownership	100.000	UnitedHealth Group Incorporated	NO	
		00000	26-4753954				DocASAP, Inc.	DE	NIA	OptumInsight, Inc.	Ownership	100.000	UnitedHealth Group Incorporated	NO	
		00000	82-5264853				Dry Creek Surgery Center, LLC	CO	NIA	UHealth HRH-SCA Holdings, LLC	Ownership	81.132	UnitedHealth Group Incorporated	NO	
		00000	27-2176462				DSP Flint Real Estate, LLC	MI	NIA	Diplomat Pharmacy, Inc.	Ownership	100.000	UnitedHealth Group Incorporated	NO	
		00000	27-2499399				DSP-Building C, LLC	MI	NIA	Diplomat Pharmacy, Inc.	Ownership	100.000	UnitedHealth Group Incorporated	NO	
		00000	82-5181311				DTC Surgery Center, LLC	CO	NIA	SCA-Denver Physicians Holdings, LLC	Ownership	100.000	UnitedHealth Group Incorporated	NO	
		00000	27-2103713				Dublin Surgery Center, LLC	OH	NIA	SCA-Dublin, LLC	Ownership	10.005	UnitedHealth Group Incorporated	NO	2
		00000	33-3603951				Durable Investment Return Terra, LLC	DE	NIA	United HealthCare Services, Inc.	Ownership	100.000	UnitedHealth Group Incorporated	NO	
		00000	04-3106404				Durable Medical Equipment, Inc.	MA	NIA	Reliant Medical Group, Inc.	Ownership	100.000	UnitedHealth Group Incorporated	NO	1
		00000	59-3625966				DWIC of Tampa Bay, Inc.	FL	NIA	MedExpress Development, LLC	Ownership	100.000	UnitedHealth Group Incorporated	NO	
		00000	59-3705426				E Street Endoscopy, LLC	FL	NIA	West Coast Endoscopy Holdings, LLC	Ownership	51.000	UnitedHealth Group Incorporated	NO	
		00000	88-2263306				E-ASC, LLC	OH	NIA	Beacon Orthopaedics Surgery Center, LLC	Ownership	100.000	UnitedHealth Group Incorporated	NO	
		00000	47-2142765				East Arkansas Health Holdings, LLC	AR	NIA	Arkansas Health Care Group, LLC	Ownership	100.000	UnitedHealth Group Incorporated	NO	
		00000	02-0593133				East Brunswick Surgery Center, LLC	NJ	NIA	Endoscopy Center Affiliates, Inc.	Ownership	49.000	UnitedHealth Group Incorporated	NO	
		00000	02-0593133				East Brunswick Surgery Center, LLC	NJ	NIA	ASC Holdings of New Jersey, LLC	Ownership	51.000	UnitedHealth Group Incorporated	NO	
		00000	82-1945127				East Fort Lauderdale ASC, LLC	DE	NIA	Cardiac Cath Lab of East Fort Lauderdale, LLC	Ownership	100.000	UnitedHealth Group Incorporated	NO	2
		00000	26-3006590				East Side Endoscopy, L.L.C.	NY	NIA	PE Healthcare Associates, LLC	Ownership	48.907	UnitedHealth Group Incorporated	NO	1
		00000	86-2740339				East Valley Phoenix ASC, LLC	DE	NIA	NCP East Valley Phoenix ASC, LLC	Ownership	100.000	UnitedHealth Group Incorporated	NO	
		00000	46-1730656				ECBC General Partner, LLC	PA	NIA	Virtua-SCA Holdings II, LLC	Ownership	51.000	UnitedHealth Group Incorporated	NO	
		00000	71-0923682				eCode Solutions, LLC	DE	NIA	Surgical Care Affiliates, LLC	Ownership	100.000	UnitedHealth Group Incorporated	NO	
		00000	61-0981240				Edelson and Associates, Inc.	KY	NIA	Refresh Kentucky, LLC	Ownership	100.000	UnitedHealth Group Incorporated	NO	
		00000	33-3717283				Edwards Plainfield RE, LLC	DE	NIA	Durable Investment Return Terra, LLC	Ownership	100.000	UnitedHealth Group Incorporated	NO	
		00000	72-1133426				Egan Health Care Corporation	LA	NIA	Southeast Louisiana HomeCare, L.L.C.	Ownership	100.000	UnitedHealth Group Incorporated	NO	
		00000	72-1437928				Egan Healthcare of Northshore, Inc.	LA	NIA	Southeast Louisiana HomeCare, L.L.C.	Ownership	100.000	UnitedHealth Group Incorporated	NO	
		00000	72-1430044				Egan Healthcare of Plaquemines, Inc.	LA	NIA	Southeast Louisiana HomeCare, L.L.C.	Ownership	100.000	UnitedHealth Group Incorporated	NO	
		00000	26-1101454				Egan Hospice Services of the Northshore, LLC	LA	NIA	Southeast Louisiana HomeCare, L.L.C.	Ownership	100.000	UnitedHealth Group Incorporated	NO	
		00000	39-4453377				EH-SCA Holdings Clifton, LLC	DE	NIA	SCA Englewood Health Holdings, LLC	Ownership	49.000	UnitedHealth Group Incorporated	NO	2
		00000	26-4626302				EI Dorado Home Care Services, LLC	DE	NIA	AFAM Holding Co V, LLC	Ownership	100.000	UnitedHealth Group Incorporated	NO	
		00000	84-1162764				Electronic Network Systems, Inc.	DE	NIA	Optum360 Solutions, LLC	Ownership	100.000	UnitedHealth Group Incorporated	NO	
		00000	20-0916460				Elgin Gastroenterology Endoscopy Center, L.L.C.	IL	NIA	Physicians Endoscopy, L.L.C.	Ownership	30.000	UnitedHealth Group Incorporated	NO	2
		00000	47-3861802				Elite Focus Clinic, Inc., a Professional Corporation	CA	NIA	Physician(s) Owned	Influence	0.000	UnitedHealth Group Incorporated	NO	1
		00000	82-2363578				Elite Physical Therapy Services, LLC	AR	NIA	LHC Group, Inc.	Ownership	100.000	UnitedHealth Group Incorporated	NO	
		00000	62-1204869				Elk Valley Health Services, LLC	TN	NIA	Elk Valley Professional Affiliates, Inc.	Ownership	100.000	UnitedHealth Group Incorporated	NO	
		00000	62-1193858				Elk Valley Professional Affiliates, Inc.	TN	NIA	Tennessee Health Care Group, LLC	Ownership	100.000	UnitedHealth Group Incorporated	NO	
		00000	56-1697708				Emerald Care, L.L.C.	NC	NIA	Amedisys Holding, L.L.C.	Ownership	100.000	UnitedHealth Group Incorporated	NO	
		00000	62-1502718				Emerald Coast Surgery Center, L.P.	FL	NIA	SVHS-SCA Emerald Coast JV, LLC	Ownership	66.220	UnitedHealth Group Incorporated	NO	
		00000	88-1884286				Emergent ACO 23.1, LLC	TN	NIA	Holston Medical Group, P.C.	Ownership	100.000	UnitedHealth Group Incorporated	NO	1
		00000	92-1261660				Emergent ACO 24.1, LLC	TN	NIA	Holston Medical Group, P.C.	Ownership	100.000	UnitedHealth Group Incorporated	NO	1
		00000	82-4424559				Emergent ACO, LLC	TN	NIA	Holston Medical Group, P.C.	Ownership	100.000	UnitedHealth Group Incorporated	NO	1
		00000	87-1240516				Emisar Pharma Services LLC	DE	NIA	Optum Pharma Services Holdings, Inc.	Ownership	99.502	UnitedHealth Group Incorporated	NO	

STATEMENT AS OF MARCH 31, 2026 OF THE UNITEDHEALTHCARE OF THE MIDLANDS, INC.

SCHEDULE Y
PART 1A - DETAILS OF INSURANCE HOLDING COMPANY SYSTEM

1	2	3	4	5	6	7	8	9	10	11	12	13	14	15	16
Group Code	Group Name	NAIC Company Code	ID Number	Federal RSSD	CIK	Name of Securities Exchange if Publicly Traded (U.S. or International)	Names of Parent, Subsidiaries Or Affiliates	Domiciliary Location	Relationship to Reporting Entity	Directly Controlled by (Name of Entity/Person)	Type of Control (Ownership, Board, Management, Attorney-in-Fact, Influence, Other)	If Control is Ownership Provide Percentage	Ultimate Controlling Entity(ies)/Person(s)	Is an SCA Filing Required? (Yes/No)	*
		00000	33-0181426				Empire Physicians Medical Group, Inc.	CA	NIA	Physician(s) Owned	Influence	0.000	UnitedHealth Group Incorporated	NO	1
		00000					Empremédica S. A.	PER	NIA	Banmedica Internacional SpA	Ownership	0.000	UnitedHealth Group Incorporated	NO	
		00000					Empremédica S. A.	PER	NIA	Banmedica SpA	Ownership	100.000	UnitedHealth Group Incorporated	NO	
		00000	48-1229965				Encompass Medical Group, P.A.	KS	NIA	Prime Health Physicians Group, P.C.	Ownership	100.000	UnitedHealth Group Incorporated	NO	1
		00000	81-3075241				Endo Parent, Inc.	DE	NIA	Surgical Care Affiliates, LLC	Ownership	100.000	UnitedHealth Group Incorporated	NO	
		00000	77-0317478				Endoscopy Center Affiliates, Inc.	DE	NIA	National Surgery Centers, LLC	Ownership	100.000	UnitedHealth Group Incorporated	NO	
		00000	84-1693856				Endoscopy Center of Bucks County, LP	PA	NIA	Virtua-SCA Holdings II, LLC	Ownership	49.636	UnitedHealth Group Incorporated	NO	
		00000	84-1693856				Endoscopy Center of Bucks County, LP	PA	NIA	ECBC General Partner, LLC	Ownership	13.272	UnitedHealth Group Incorporated	NO	
		00000	39-4419143				Endoscopy Center of Fairfield, LLC	CT	NIA	SC Affiliates, LLC	Ownership	100.000	UnitedHealth Group Incorporated	NO	
		00000	36-4427974				Endoscopy Center of Western New York, L.L.C.	NY	NIA	PE Healthcare Associates, LLC	Ownership	39.068	UnitedHealth Group Incorporated	NO	1
.0707	UnitedHealth Group Incorporated	89087	75-1617708				Enterprise Life Insurance Company	TX	IA	Freedom Life Insurance Company of America	Ownership	100.000	UnitedHealth Group Incorporated	NO	
		00000					EP Campus I, LLC	DE	NIA	UnitedHealthcare Insurance Company	Ownership	100.000	UnitedHealth Group Incorporated	NO	
		00000	27-2767291				EPIC Health Plan	CA	NIA	EPIC Management Services, LLC	Ownership	100.000	UnitedHealth Group Incorporated	NO	
		00000	33-0654147				EPIC Management Services, LLC	DE	NIA	Collaborative Care Holdings, LLC	Ownership	100.000	UnitedHealth Group Incorporated	NO	
		00000	20-4761361				Episource LLC	CA	NIA	OptumInsight, Inc.	Ownership	100.000	UnitedHealth Group Incorporated	NO	
		00000	81-0732646				Equian Parent Corp.	DE	NIA	OptumInsight, Inc.	Ownership	100.000	UnitedHealth Group Incorporated	NO	
		00000	27-0083277				Equian, LLC	IN	NIA	Equian Parent Corp.	Ownership	100.000	UnitedHealth Group Incorporated	NO	
		00000	81-4973066				eRx Network Holdings, Inc.	DE	NIA	Change Healthcare Solutions, LLC	Ownership	100.000	UnitedHealth Group Incorporated	NO	
		00000	37-1838630				eRx Network, LLC	DE	NIA	eRx Network Holdings, Inc.	Ownership	100.000	UnitedHealth Group Incorporated	NO	
		00000	83-2740282				Eugene Center for Anxiety and Stress, LLC	OR	NIA	Physician(s) Owned	Influence	0.000	UnitedHealth Group Incorporated	NO	1
		00000	90-0624377				Eugene Therapy, LLC	OR	NIA	Physician(s) Owned	Influence	0.000	UnitedHealth Group Incorporated	NO	1
		00000	72-1587844				Eureka Springs Hospital HomeCare, LLC	AR	NIA	Arkansas Health Care Group, LLC	Ownership	100.000	UnitedHealth Group Incorporated	NO	
		00000	72-1587845				Eureka Springs Hospital Hospice, LLC	AR	NIA	Arkansas Health Care Group, LLC	Ownership	100.000	UnitedHealth Group Incorporated	NO	
		00000	81-1070402				Everett MSO, Inc.	WA	NIA	OptumCare Holdings, LLC	Ownership	100.000	UnitedHealth Group Incorporated	NO	
		00000	81-1625636				Everett Physicians, Inc. P.S.	WA	NIA	Physician(s) Owned	Influence	0.000	UnitedHealth Group Incorporated	NO	1
		00000	37-1700695				Evolution Health LLC	DE	NIA	Amedisys Holding, L.L.C.	Ownership	100.000	UnitedHealth Group Incorporated	NO	
		00000	61-1752488				Evolve, LLC	WI	NIA	Refresh Evolve, LLC	Ownership	100.000	UnitedHealth Group Incorporated	NO	1
		00000	77-0560460				Excel MSO, LLC	CA	NIA	OptumCare Management, LLC	Ownership	100.000	UnitedHealth Group Incorporated	NO	
		00000	20-0087132				Excelsior Insurance Brokerage, Inc.	DE	NIA	HealthMarkets Insurance Agency, Inc.	Ownership	100.000	UnitedHealth Group Incorporated	NO	
		00000	11-3669765				Executive Health Resources, Inc.	PA	NIA	Optum360 Solutions, LLC	Ownership	100.000	UnitedHealth Group Incorporated	NO	
		00000	98-1259260				Exploration for Mine Clearance LLC	IRQ	NIA	Limited	Ownership	100.000	UnitedHealth Group Incorporated	NO	
		00000	20-4691851				Eye Bone, LLC	OH	NIA	Beacon Orthopaedic Partners HoldCo, LLC	Ownership	60.000	UnitedHealth Group Incorporated	NO	
		00000					Fairfield Endoscopy Holdings, LLC	DE	NIA	SC Affiliates, LLC	Ownership	100.000	UnitedHealth Group Incorporated	NO	
		00000	46-3765364				Fairhaven Holdings, LLC	TN	NIA	Refresh Mental Health, Inc.	Ownership	100.000	UnitedHealth Group Incorporated	NO	
		00000	83-0693501				Fairhaven Real Estate, LLC	TN	NIA	Refresh Mental Health, Inc.	Ownership	100.000	UnitedHealth Group Incorporated	NO	
		00000	84-2186338				Falls Grove Endoscopy Center, LLC	MD	NIA	Physicians Endoscopy, L.L.C.	Ownership	86.957	UnitedHealth Group Incorporated	NO	2
		00000	27-0820363				Family Counseling Associates of Salem Andover LLC	NH	NIA	Physician(s) Owned	Influence	0.000	UnitedHealth Group Incorporated	NO	1
		00000	88-0223385				Family Health Care Services	NV	NIA	Sierra Health Services, Inc.	Ownership	100.000	UnitedHealth Group Incorporated	NO	
		00000	88-0257036				Family Home Hospice, Inc.	NV	NIA	Sierra Health Services, Inc.	Ownership	100.000	UnitedHealth Group Incorporated	NO	
		00000	82-2392933				Felician Physical Therapy Services, LLC	LA	NIA	LHC Group, Inc.	Ownership	100.000	UnitedHealth Group Incorporated	NO	
		00000	87-4007730				Ferrell Physician Services, P.C.	NY	NIA	Physician(s) Owned	Influence	0.000	UnitedHealth Group Incorporated	NO	1
		00000	82-2929226				First Coast Orthopedic Center, LLC	FL	NIA	ASV-HOPCo-SCA Florida, LLC	Ownership	60.852	UnitedHealth Group Incorporated	NO	2
		00000	85-2966587				First Family Insurance, LLC	DE	NIA	Golden Rule Financial Corporation	Ownership	100.000	UnitedHealth Group Incorporated	NO	
		00000	47-2066485				First Hill Surgery Center, LLC	WA	NIA	The Polyclinic, PLLC	Ownership	55.000	UnitedHealth Group Incorporated	NO	
		00000	23-2849332				First Risk Advisors, Inc.	PA	NIA	UHC Holdings, Inc.	Ownership	100.000	UnitedHealth Group Incorporated	NO	

STATEMENT AS OF MARCH 31, 2026 OF THE UNITEDHEALTHCARE OF THE MIDLANDS, INC.

SCHEDULE Y
PART 1A - DETAILS OF INSURANCE HOLDING COMPANY SYSTEM

1	2	3	4	5	6	7	8	9	10	11	12	13	14	15	16
Group Code	Group Name	NAIC Company Code	ID Number	Federal RSSD	CIK	Name of Securities Exchange if Publicly Traded (U.S. or International)	Names of Parent, Subsidiaries Or Affiliates	Domi-ciliary Location	Relation-ship to Reporting Entity	Directly Controlled by (Name of Entity/Person)	Type of Control (Ownership, Board, Management, Attorney-in-Fact, Influence, Other)	If Control is Ownership Provide Percentage	Ultimate Controlling Entity(ies)/Person(s)	Is an SCA Filing Re-quired? (Yes/No)	*
		00000	51-0484581				First Step Services, PLLC	..NC.....	..NIA.....	Physician(s) Owned	Influence.....	0.000	UnitedHealth Group Incorporated	..NO.....	..1.....
		00000					Fishers Specialty Surgery Center, LLC	..IN.....	..NIA.....	Central Indiana Orthopedic Surgery Center, LLC	Ownership.....	100.000	UnitedHealth Group Incorporated	..NO.....	..1.....
		00000	92-0459013				Five Rivers South L.L.C.	..MN.....	..NIA.....	CARE Clinics LLC	Ownership.....	99.999	UnitedHealth Group Incorporated	..NO.....	..1.....
		00000	86-0959327				Flagstaff Family Physicians, PLLC	..AZ.....	..NIA.....	Physician United PLLC	Ownership.....	100.000	UnitedHealth Group Incorporated	..NO.....	..1.....
		00000	83-3021783				FlexCare Infusion OKC LLC	..OK.....	..NIA.....	Measure Health Innovations LLC	Ownership.....	100.000	UnitedHealth Group Incorporated	..NO.....	..1.....
		00000	88-3792388				FlexCare Specialty Services, LLC	..TX.....	..NIA.....	Measure Health Innovations LLC	Ownership.....	100.000	UnitedHealth Group Incorporated	..NO.....	..1.....
		00000	62-1551098				Florence Surgery Center, L.P.	..TN.....	..NIA.....	SCA-Florence, LLC	Ownership.....	15.000	UnitedHealth Group Incorporated	..NO.....	..2.....
		00000	57-0876491				Florence Visiting Nurses Service, Inc.	..SC.....	..NIA.....	ACF Group, Inc.	Ownership.....	100.000	UnitedHealth Group Incorporated	..NO.....	..1.....
		00000	33-3109994				Florida Physical Therapy Services of Deland, LLC	..FL.....	..NIA.....	LHC Health Care Group of Florida, LLC	Ownership.....	100.000	UnitedHealth Group Incorporated	..NO.....	..1.....
		00000	86-3177130				Florida Physical Therapy Services of Fort Myers, LLC	..FL.....	..NIA.....	LHC Health Care Group of Florida, LLC	Ownership.....	100.000	UnitedHealth Group Incorporated	..NO.....	..1.....
		00000	86-1936043				Florida Physical Therapy Services of Gainesville, LLC	..FL.....	..NIA.....	LHC Health Care Group of Florida, LLC	Ownership.....	100.000	UnitedHealth Group Incorporated	..NO.....	..1.....
		00000	85-2890611				Florida Physical Therapy Services of Miramar, LLC	..FL.....	..NIA.....	LHC Health Care Group of Florida, LLC	Ownership.....	100.000	UnitedHealth Group Incorporated	..NO.....	..1.....
		00000	88-2854101				Florida Physical Therapy Services of Ocala, LLC	..FL.....	..NIA.....	LHC Health Care Group of Florida, LLC	Ownership.....	100.000	UnitedHealth Group Incorporated	..NO.....	..1.....
		00000	99-4674628				Florida Physical Therapy Services of Orange City, LLC	..FL.....	..NIA.....	LHC Health Care Group of Florida, LLC	Ownership.....	100.000	UnitedHealth Group Incorporated	..NO.....	..1.....
		00000	87-2819939				Florida Physical Therapy Services of Orlando, LLC	..FL.....	..NIA.....	LHC Health Care Group of Florida, LLC	Ownership.....	100.000	UnitedHealth Group Incorporated	..NO.....	..1.....
		00000	87-2820055				Florida Physical Therapy Services of Ormond Beach, LLC	..FL.....	..NIA.....	LHC Health Care Group of Florida, LLC	Ownership.....	100.000	UnitedHealth Group Incorporated	..NO.....	..1.....
		00000	85-2890874				Florida Physical Therapy Services of Panama City, LLC	..FL.....	..NIA.....	LHC Health Care Group of Florida, LLC	Ownership.....	100.000	UnitedHealth Group Incorporated	..NO.....	..1.....
		00000	38-4077716				Florida Physical Therapy Services of Pensacola, LLC	..FL.....	..NIA.....	LHCG XIX, LLC	Ownership.....	100.000	UnitedHealth Group Incorporated	..NO.....	..1.....
		00000	85-4184074				Florida Physical Therapy Services of Sarasota II, LLC	..FL.....	..NIA.....	LHC Health Care Group of Florida, LLC	Ownership.....	100.000	UnitedHealth Group Incorporated	..NO.....	..1.....
		00000	85-3733455				Florida Physical Therapy Services of Sarasota, LLC	..FL.....	..NIA.....	LHC Health Care Group of Florida, LLC	Ownership.....	100.000	UnitedHealth Group Incorporated	..NO.....	..1.....
		00000	88-2870661				Florida Physical Therapy Services of Sun City, LLC	..FL.....	..NIA.....	LHC Health Care Group of Florida, LLC	Ownership.....	100.000	UnitedHealth Group Incorporated	..NO.....	..1.....
		00000	35-2456267				FMG Holdings, LLC	..DE.....	..NIA.....	UnitedHealth Group Incorporated	Ownership.....	98.704	UnitedHealth Group Incorporated	..NO.....	..1.....
		00000	35-2456267				FMG Holdings, LLC	..DE.....	..NIA.....	Hygeia Corporation	Ownership.....	1.296	UnitedHealth Group Incorporated	..NO.....	..1.....
		00000	86-0908902				For Health of Arizona, Inc.	..AZ.....	..NIA.....	For Health, Inc.	Ownership.....	100.000	UnitedHealth Group Incorporated	..NO.....	..1.....
		00000	33-0766617				For Health, Inc.	..DE.....	..NIA.....	Inspiris, Inc.	Ownership.....	100.000	UnitedHealth Group Incorporated	..NO.....	..1.....
		00000	20-4408510				Fort Payne Home Care, LLC	..AL.....	..NIA.....	AFAM Holding Co, LLC	Ownership.....	100.000	UnitedHealth Group Incorporated	..NO.....	..1.....
		00000	27-1014059				Fort Smith HMA Home Health, LLC	..AR.....	..NIA.....	AFAM Holding Co, LLC	Ownership.....	100.000	UnitedHealth Group Incorporated	..NO.....	..1.....
		00000	77-0368346				Fort Worth Endoscopy Centers, LLC	..TX.....	..NIA.....	Surgical Care Affiliates, LLC	Influence.....	0.000	UnitedHealth Group Incorporated	..NO.....	..1.....
		00000	83-2710533				Fort Worth Surgical Center GP, LLC	..TX.....	..NIA.....	National Cardiovascular Partners, LP	Ownership.....	100.000	UnitedHealth Group Incorporated	..NO.....	..1.....
		00000	83-2752727				Fort Worth Surgical Center, LP	..TX.....	..NIA.....	Fort Worth Surgical Center GP, LLC	Ownership.....	1.000	UnitedHealth Group Incorporated	..NO.....	..1.....
		00000	83-2752727				Fort Worth Surgical Center, LP	..TX.....	..NIA.....	NCP Cardiac Cath Lab of Fort Worth, LP	Ownership.....	24.000	UnitedHealth Group Incorporated	..NO.....	..1.....
		00000	20-4647560				Foundation Surgery Affiliate General of Huntingdon Valley, LLC	..OK.....	..NIA.....	Virtua-SCA Holdings II, LLC	Ownership.....	92.830	UnitedHealth Group Incorporated	..NO.....	..2.....
		00000	68-0499459				Foundation Surgery Affiliate of Huntingdon Valley, L.P.	..OK.....	..NIA.....	Foundation Surgery Affiliate General of Huntingdon Valley, LLC	Ownership.....	1.049	UnitedHealth Group Incorporated	..NO.....	..2.....
		00000	68-0499459				Foundation Surgery Affiliate of Huntingdon Valley, L.P.	..OK.....	..NIA.....	Virtua-SCA Holdings II, LLC	Ownership.....	64.293	UnitedHealth Group Incorporated	..NO.....	..2.....
		00000	20-3412606				Franklin Surgical Center LLC	..NJ.....	..NIA.....	SCA-Franklin, LLC	Ownership.....	51.017	UnitedHealth Group Incorporated	..NO.....	..1.....

STATEMENT AS OF MARCH 31, 2026 OF THE UNITEDHEALTHCARE OF THE MIDLANDS, INC.

SCHEDULE Y
PART 1A - DETAILS OF INSURANCE HOLDING COMPANY SYSTEM

1	2	3	4	5	6	7	8	9	10	11	12	13	14	15	16
Group Code	Group Name	NAIC Company Code	ID Number	Federal RSSD	CIK	Name of Securities Exchange if Publicly Traded (U.S. or International)	Names of Parent, Subsidiaries Or Affiliates	Domiciliary Location	Relationship to Reporting Entity	Directly Controlled by (Name of Entity/Person)	Type of Control (Ownership, Board, Management, Attorney-in-Fact, Influence, Other)	If Control is Ownership Provide Percentage	Ultimate Controlling Entity(ies)/Person(s)	Is an SCA Filing Required? (Yes/No)	*
0707	UnitedHealth Group Incorporated	00000	02-0348012				Freedom Data Systems, Inc.	NH	NIA	eRx Network, LLC	Ownership	100.000	UnitedHealth Group Incorporated	NO	
		62324	61-1096685				Freedom Life Insurance Company of America	TX	IA	USHEALTH Group, Inc.	Ownership	100.000	UnitedHealth Group Incorporated	NO	
		00000	82-3453993				Freeway Surgicenter of Houston, LLC	TX	NIA	SCA-Freeway Holdings, LLC	Ownership	59.322	UnitedHealth Group Incorporated	NO	
		00000	45-1476594				Frontier Healthcare Billing Services LLC	NY	NIA	Physicians Endoscopy, L.L.C.	Ownership	100.000	UnitedHealth Group Incorporated	NO	
		00000	27-4101347				Frontier Healthcare Management Services, LLC	NY	NIA	Physicians Endoscopy, L.L.C.	Ownership	100.000	UnitedHealth Group Incorporated	NO	
		00000	98-1172769				Frontier Medex Tanzania Limited	TZ	NIA	UnitedHealthcare Global Medical (UK) Limited	Ownership	99.000	UnitedHealth Group Incorporated	NO	
		00000	98-1172769				Frontier Medex Tanzania Limited	TZA	NIA	UnitedHealthcare International I B.V.	Ownership	1.000	UnitedHealth Group Incorporated	NO	
		00000	33-1219808				FrontierMEDEX US, Inc.	DE	NIA	FMG Holdings, LLC	Ownership	21.087	UnitedHealth Group Incorporated	NO	
		00000	33-1219808				FrontierMEDEX US, Inc.	DE	NIA	UnitedHealth Group Incorporated	Ownership	78.913	UnitedHealth Group Incorporated	NO	
		00000	52-2230470				FrontierMEDEX, Inc.	IN	NIA	FrontierMEDEX US, Inc.	Ownership	100.000	UnitedHealth Group Incorporated	NO	
		00000					Fundación Barmédica	CHL	NIA	Barmédica SpA	Ownership	100.000	UnitedHealth Group Incorporated	NO	
		00000	20-4828017				Galesburg Home Care, LLC	DE	NIA	Illinois Home Care Holdings, LLC	Ownership	1.000	UnitedHealth Group Incorporated	NO	
		00000	20-4828017				Galesburg Home Care, LLC	DE	NIA	AFAM Holding Co, LLC	Ownership	99.000	UnitedHealth Group Incorporated	NO	
		00000	20-0146314				Gamma Acquisition Inc.	DE	NIA	Lifeline Home Health Care of Hopkinsville, LLC	Ownership	100.000	UnitedHealth Group Incorporated	NO	
		00000	31-1742490				Gem City Home Care, LLC	OH	NIA	Guardian Healthcare Holdings, Inc.	Ownership	100.000	UnitedHealth Group Incorporated	NO	
		00000	27-0556097				Genoa Healthcare LLC	PA	NIA	Specialized Pharmaceuticals, Inc.	Ownership	100.000	UnitedHealth Group Incorporated	NO	
		00000	47-3851949				Genoa Healthcare, Inc.	DE	NIA	OptumRx Holdings, LLC	Ownership	100.000	UnitedHealth Group Incorporated	NO	
		00000	20-5009764				Genoa of Arkansas, LLC	AR	NIA	Genoa Healthcare LLC	Ownership	100.000	UnitedHealth Group Incorporated	NO	
		00000	45-3010132				Genoa Telepsychiatry, Inc.	DE	NIA	Genoa Healthcare LLC	Ownership	100.000	UnitedHealth Group Incorporated	NO	
		00000	81-4703295				Genoa, QoL Wholesale, LLC	DE	NIA	Genoa Healthcare LLC	Ownership	100.000	UnitedHealth Group Incorporated	NO	
		00000	36-4754427				Georgetown Hospital Home Health, LLC	DE	NIA	Amedisys SC, L.L.C.	Ownership	70.000	UnitedHealth Group Incorporated	NO	
		00000	04-3826206				Georgia Health Care Group, L.L.C.	GA	NIA	LHC Group, Inc.	Ownership	100.000	UnitedHealth Group Incorporated	NO	
		00000	62-1160679				Gericare, LLC	TN	NIA	Eik Valley Professional Affiliates, Inc.	Ownership	100.000	UnitedHealth Group Incorporated	NO	
		00000	37-0920164				gethealthinsurance.com Agency Inc.	IN	NIA	Golden Rule Financial Corporation	Ownership	100.000	UnitedHealth Group Incorporated	NO	
		00000	83-4237751				GI MSO Holdings, LLC	DE	NIA	USDH Parent, LLC	Ownership	100.000	UnitedHealth Group Incorporated	NO	
		00000	83-4555695				GI MSO Intermediate Holdings, LLC	DE	NIA	GI MSO Holdings, LLC	Ownership	100.000	UnitedHealth Group Incorporated	NO	
		00000	83-4242952				GI MSO, Inc.	DE	NIA	GI MSO Intermediate Holdings, LLC	Ownership	100.000	UnitedHealth Group Incorporated	NO	
		00000	65-1025514				Gladiolus Surgery Center, L.L.C.	FL	NIA	SC Affiliates, LLC	Ownership	1.942	UnitedHealth Group Incorporated	NO	
		00000	65-1025514				Gladiolus Surgery Center, L.L.C.	FL	NIA	Nationwide Gladiolus Holdings, LLC	Ownership	50.789	UnitedHealth Group Incorporated	NO	
		00000	47-3495605				GLBESC, LLC	DE	NIA	Beach Surgical Holdings LLC	Ownership	52.746	UnitedHealth Group Incorporated	NO	2
		00000	47-3495605				GLBESC, LLC	DE	NIA	Monarch HealthCare, A Medical Group, Inc.	Ownership	5.171	UnitedHealth Group Incorporated	NO	2
		00000	33-0595220				Glenwood Surgical Center, L.P.	CA	NIA	Glenwood-SC, Inc.	Ownership	21.783	UnitedHealth Group Incorporated	NO	
		00000	33-0595220				Glenwood Surgical Center, L.P.	CA	NIA	SCA-Glenwood Holdings, LLC	Ownership	58.303	UnitedHealth Group Incorporated	NO	
		00000	62-1601450				Glenwood-SC, Inc.	TN	NIA	SC Affiliates, LLC	Ownership	100.000	UnitedHealth Group Incorporated	NO	
		00000	84-4319246				Global Land, LLC	NV	NIA	Sierra Health Services, Inc.	Ownership	100.000	UnitedHealth Group Incorporated	NO	
		00000					Global Traveler Organization (Cayman) SPC Limited	CYM	NIA	UHC Holdings, Inc.	Ownership	100.000	UnitedHealth Group Incorporated	NO	
		00000	20-3420886				Golden Outlook, Inc.	CA	NIA	Golden Rule Financial Corporation	Ownership	100.000	UnitedHealth Group Incorporated	NO	
		00000	37-0855360				Golden Rule Financial Corporation	DE	NIA	UnitedHealth Group Incorporated	Ownership	100.000	UnitedHealth Group Incorporated	NO	
0707	UnitedHealth Group Incorporated	62286	37-6028756	3057283			Golden Rule Insurance Company	IN	IA	Golden Rule Financial Corporation	Ownership	100.000	UnitedHealth Group Incorporated	NO	
		00000	33-0529450				Golden Triangle Surgicenter, L.P.	CA	NIA	Surgery Centers-West Holdings, LLC	Ownership	61.500	UnitedHealth Group Incorporated	NO	
		00000					Good Samaritan Medical Practice Association, Inc., A Medical Group	CA	NIA	HealthCare Partners Associates Medical Group, P.C.	Ownership	100.000	UnitedHealth Group Incorporated	NO	1
		00000	95-3969271				Grace Hospice, LLC	GA	NIA	Halcyon Healthcare, LLC	Ownership	100.000	UnitedHealth Group Incorporated	NO	
		00000	20-3301932				Granite City Home Care Services, LLC	DE	NIA	Illinois Home Care Holdings, LLC	Ownership	1.000	UnitedHealth Group Incorporated	NO	
		00000	26-3376889				Granite City Home Care Services, LLC	DE	NIA	AFAM Holding Co, LLC	Ownership	99.000	UnitedHealth Group Incorporated	NO	
		00000	26-3376889				Granite City Home Care Services, LLC	DE	NIA	AFAM Holding Co, LLC	Ownership	99.000	UnitedHealth Group Incorporated	NO	
		00000	26-2578433				Grant Memorial HomeCare and Hospice, LLC	WV	NIA	West Virginia Health Care Group, LLC	Ownership	67.000	UnitedHealth Group Incorporated	NO	

STATEMENT AS OF MARCH 31, 2026 OF THE UNITEDHEALTHCARE OF THE MIDLANDS, INC.

SCHEDULE Y
PART 1A - DETAILS OF INSURANCE HOLDING COMPANY SYSTEM

1	2	3	4	5	6	7	8	9	10	11	12	13	14	15	16
Group Code	Group Name	NAIC Company Code	ID Number	Federal RSSD	CIK	Name of Securities Exchange if Publicly Traded (U.S. or International)	Names of Parent, Subsidiaries Or Affiliates	Domiciliary Location	Relationship to Reporting Entity	Directly Controlled by (Name of Entity/Person)	Type of Control (Ownership, Board, Management, Attorney-in-Fact, Influence, Other)	If Control is Ownership Provide Percentage	Ultimate Controlling Entity(ies)/Person(s)	Is an SCA Filing Required? (Yes/No)	*
		00000	93-1237063				Grants Pass Surgery Center, LLC	OR	NIA	SCA-Grants Pass, LLC	Ownership	51.000	UnitedHealth Group Incorporated	NO	
		00000	46-3055867				Great South Bay Endoscopy Center, LLC	NY	NIA	PE Healthcare Associates, LLC	Ownership	45.470	UnitedHealth Group Incorporated	NO	1
		00000	27-2337725				Greater Phoenix Collaborative Care, P.C.	AZ	NIA	Physician(s) Owned	Influence	0.000	UnitedHealth Group Incorporated	NO	1
		00000	36-4053840				Greensboro Specialty Surgery Center, LLC	NC	NIA	NSC Greensboro West, LLC	Ownership	50.100	UnitedHealth Group Incorporated	NO	
		00000	74-2411643				Greenville Surgery Center, LLC	TX	NIA	Surgical Care Affiliates, LLC	Influence	0.000	UnitedHealth Group Incorporated	NO	
		00000	85-3346468				Greenway Surgical Suites, LLC	MN	NIA	SCA Greenway Holdings, LLC	Ownership	55.157	UnitedHealth Group Incorporated	NO	
		00000	01-0619096				Grove Place Surgery Center, L.L.C.	FL	NIA	SCA-Grove Place, LLC	Ownership	96.226	UnitedHealth Group Incorporated	NO	
		00000	01-0619096				Grove Place Surgery Center, L.L.C.	FL	NIA	SC Affiliates, LLC	Ownership	3.774	UnitedHealth Group Incorporated	NO	
		00000	16-1727633				GSHS Home Health, LLC	TX	NIA	Southwest Post-Acute Care Partnership, LLC	Ownership	100.000	UnitedHealth Group Incorporated	NO	
		00000	75-1685521				Guardian Health Care, Inc.	TX	NIA	Guardian Healthcare Holdings, Inc.	Ownership	100.000	UnitedHealth Group Incorporated	NO	
		00000	27-2687703				Guardian Healthcare Group, Inc.	DE	NIA	Evolution Health LLC	Ownership	100.000	UnitedHealth Group Incorporated	NO	
		00000	20-5470661				Guardian Healthcare Holdings, Inc.	DE	NIA	Guardian Healthcare Group, Inc.	Ownership	100.000	UnitedHealth Group Incorporated	NO	
		00000	61-1678861				Guardian Ohio Newco, LLC	OH	NIA	Guardian Healthcare Holdings, Inc.	Ownership	100.000	UnitedHealth Group Incorporated	NO	
		00000	47-3071064				Guilford Surgery Center, LLC	CT	NIA	SCA Guilford Holdings II, LLC	Ownership	69.617	UnitedHealth Group Incorporated	NO	
		00000	20-4276139				Gulf Homecare, Inc.	AL	NIA	Infirmity Home Health Agency, Inc.	Ownership	100.000	UnitedHealth Group Incorporated	NO	
		00000	85-3837077				Gundersen Hospital At Home, LLC	DE	NIA	Personalized Recovery Care, LLC	Ownership	51.000	UnitedHealth Group Incorporated	NO	
		00000	27-3237563				Gunn Behavioral Care of California, P.C.	CA	NIA	Gunn Behavioral Holdco, P.C.	Ownership	100.000	UnitedHealth Group Incorporated	NO	1
		00000	92-3292446				Gunn Behavioral Holdco, P.C.	CA	NIA	Physician(s) Owned	Influence	0.000	UnitedHealth Group Incorporated	NO	1
		00000	26-1227494				H.I. Investments Holding Company, LLC	DE	NIA	Health Inventures, LLC	Ownership	100.000	UnitedHealth Group Incorporated	NO	
		00000	98-0213198				H&W Indemnity (SPC), Ltd.	CYM	NIA	UnitedHealth Group Incorporated	Ownership	100.000	UnitedHealth Group Incorporated	NO	
		00000	27-4237248				Halcyon Healthcare, LLC	DE	NIA	Georgia Health Care Group, L.L.C.	Ownership	100.000	UnitedHealth Group Incorporated	NO	
		00000	27-0380864				Halcyon Hospice of Aiken, LLC	FL	NIA	Halcyon Healthcare, LLC	Ownership	100.000	UnitedHealth Group Incorporated	NO	
0707	UnitedHealth Group Incorporated	79480	35-1279304				Harken Health Insurance Company	WI	IA	UnitedHealthcare, Inc.	Ownership	100.000	UnitedHealth Group Incorporated	NO	
		00000	26-3234725				Harrison Endo Surgical Center, LLC	NJ	NIA	Virtua-SCA Holdings, LLC	Ownership	58.527	UnitedHealth Group Incorporated	NO	2
		00000	26-3376723				Hattiesburg Home Care Services, LLC	DE	NIA	AF-GH-HH, LLC	Ownership	100.000	UnitedHealth Group Incorporated	NO	
		00000	58-2065044				Hawthorn Place Outpatient Surgery Center, L.P.	GA	NIA	SHC Hawthorn, Inc.	Ownership	20.000	UnitedHealth Group Incorporated	NO	2
		00000	85-2037257				Hays JV Partners, LLC	TX	NIA	SCA Hays Holdings, LLC	Ownership	31.373	UnitedHealth Group Incorporated	NO	2
		00000	27-4579547				Hays Surgery Center, LLC	TX	NIA	SCA Hays Holdings, LLC	Ownership	25.000	UnitedHealth Group Incorporated	NO	
		00000	27-4579547				Hays Surgery Center, LLC	TX	NIA	Hays JV Partners, LLC	Ownership	51.000	UnitedHealth Group Incorporated	NO	
		00000	81-2378903				HCAAT Acquisition Inc.	DE	NIA	WellMed Medical Management, Inc.	Ownership	100.000	UnitedHealth Group Incorporated	NO	
		00000	27-0549481				hCentive, Inc.	DE	NIA	Optum Government Solutions, Inc.	Ownership	100.000	UnitedHealth Group Incorporated	NO	
		00000	13-4143595				HCI Acquisition Corp.	NY	NIA	Change Healthcare Solutions, LLC	Ownership	100.000	UnitedHealth Group Incorporated	NO	
		00000	45-3007213				HCP ACO California, LLC	CA	NIA	OptumCare Management, LLC	Ownership	100.000	UnitedHealth Group Incorporated	NO	
		00000	87-0862570				Health at Home - Seattle Metro, LLC	DE	NIA	Health at Home Holdings - Seattle Metro, LLC	Ownership	100.000	UnitedHealth Group Incorporated	NO	
		00000	87-1045915				Health at Home Holdings - Alabama, LLC	DE	NIA	Health at Home Holdings, LLC	Ownership	100.000	UnitedHealth Group Incorporated	NO	
		00000	87-1045845				Health at Home Holdings - Albuquerque, LLC	DE	NIA	Health at Home Holdings, LLC	Ownership	100.000	UnitedHealth Group Incorporated	NO	
		00000	87-1284003				Health at Home Holdings - Arizona, LLC	DE	NIA	Health at Home Holdings, LLC	Ownership	100.000	UnitedHealth Group Incorporated	NO	
		00000	87-1166127				Health at Home Holdings - Boston, LLC	DE	NIA	Health at Home Holdings, LLC	Ownership	100.000	UnitedHealth Group Incorporated	NO	
		00000	87-1136405				Health at Home Holdings - Charlotte, LLC	DE	NIA	Health at Home Holdings, LLC	Ownership	100.000	UnitedHealth Group Incorporated	NO	
		00000	87-1095513				Health at Home Holdings - Chicago, LLC	DE	NIA	Health at Home Holdings, LLC	Ownership	100.000	UnitedHealth Group Incorporated	NO	
		00000	87-1107918				Health at Home Holdings - Detroit, LLC	DE	NIA	Health at Home Holdings, LLC	Ownership	100.000	UnitedHealth Group Incorporated	NO	
		00000	87-1166046				Health at Home Holdings - Durham, LLC	DE	NIA	Health at Home Holdings, LLC	Ownership	100.000	UnitedHealth Group Incorporated	NO	
		00000	87-1136266				Health at Home Holdings - Edmond, LLC	DE	NIA	Health at Home Holdings, LLC	Ownership	100.000	UnitedHealth Group Incorporated	NO	
		00000	87-1165951				Health at Home Holdings - High Point, LLC	DE	NIA	Health at Home Holdings, LLC	Ownership	100.000	UnitedHealth Group Incorporated	NO	
		00000	87-1081217				Health at Home Holdings - Indianapolis, LLC	DE	NIA	Health at Home Holdings, LLC	Ownership	100.000	UnitedHealth Group Incorporated	NO	
		00000	87-1189068				Health at Home Holdings - Ohio, LLC	DE	NIA	Health at Home Holdings, LLC	Ownership	100.000	UnitedHealth Group Incorporated	NO	

16.20

STATEMENT AS OF MARCH 31, 2026 OF THE UNITEDHEALTHCARE OF THE MIDLANDS, INC.

SCHEDULE Y
PART 1A - DETAILS OF INSURANCE HOLDING COMPANY SYSTEM

1	2	3	4	5	6	7	8	9	10	11	12	13	14	15	16
Group Code	Group Name	NAIC Company Code	ID Number	Federal RSSD	CIK	Name of Securities Exchange if Publicly Traded (U.S. or International)	Names of Parent, Subsidiaries Or Affiliates	Domiciliary Location	Relationship to Reporting Entity	Directly Controlled by (Name of Entity/Person)	Type of Control (Ownership, Board, Management, Attorney-in-Fact, Influence, Other)	If Control is Ownership Provide Percentage	Ultimate Controlling Entity(ies)/Person(s)	Is an SCA Filing Required? (Yes/No)	*
		00000	87-1108256				Health at Home Holdings - Philadelphia, LLC	DE	NIA	Health at Home Holdings, LLC	Ownership	100.000	UnitedHealth Group Incorporated	NO	
		00000	87-1108061				Health at Home Holdings - Portland, LLC	DE	NIA	Health at Home Holdings, LLC	Ownership	100.000	UnitedHealth Group Incorporated	NO	
		00000	87-1043804				Health at Home Holdings - Seattle Metro, LLC	DE	NIA	Health at Home Holdings, LLC	Ownership	100.000	UnitedHealth Group Incorporated	NO	
		00000	87-0915245				Health at Home Holdings - St. Louis, LLC	DE	NIA	Health at Home Holdings, LLC	Ownership	100.000	UnitedHealth Group Incorporated	NO	
		00000	87-1136169				Health at Home Holdings - Tulsa, LLC	DE	NIA	Health at Home Holdings, LLC	Ownership	100.000	UnitedHealth Group Incorporated	NO	
		00000	87-0934507				Health at Home Holdings, LLC	DE	NIA	Tennessee Health Care Group, LLC	Ownership	100.000	UnitedHealth Group Incorporated	NO	
		00000	87-0835646				Health at Home Hospice - Chicago, LLC	DE	NIA	Health at Home Holdings, LLC	Ownership	100.000	UnitedHealth Group Incorporated	NO	
		00000	87-0999405				Health at Home Hospice - Cleveland, LLC	DE	NIA	Health at Home Holdings, LLC	Ownership	100.000	UnitedHealth Group Incorporated	NO	
		00000	87-0999298				Health at Home Hospice - Columbus, LLC	DE	NIA	Health at Home Holdings, LLC	Ownership	100.000	UnitedHealth Group Incorporated	NO	
		00000	87-0967261				Health at Home Hospice - Dayton, LLC	DE	NIA	Health at Home Holdings, LLC	Ownership	100.000	UnitedHealth Group Incorporated	NO	
		00000	86-4005353				Health at Home Hospice - Detroit, LLC	DE	NIA	Health at Home Holdings, LLC	Ownership	100.000	UnitedHealth Group Incorporated	NO	
		00000	87-0862398				Health at Home Hospice - Indianapolis, LLC	DE	NIA	Health at Home Holdings, LLC	Ownership	100.000	UnitedHealth Group Incorporated	NO	
		00000	87-0835290				Health at Home Hospice - Minnesota, LLC	DE	NIA	Health at Home Holdings, LLC	Ownership	100.000	UnitedHealth Group Incorporated	NO	
		00000	87-0862211				Health at Home Hospice - Phoenix, LLC	DE	NIA	Health at Home Holdings, LLC	Ownership	100.000	UnitedHealth Group Incorporated	NO	
		00000	87-0835486				Health at Home Hospice - Portland, LLC	DE	NIA	Health at Home Holdings, LLC	Ownership	100.000	UnitedHealth Group Incorporated	NO	
		00000	87-1080305				Health at Home Therapy - Atlanta, LLC	DE	NIA	Health at Home Holdings, LLC	Ownership	100.000	UnitedHealth Group Incorporated	NO	
		00000	87-0999492				Health at Home Therapy - Greenville, LLC	DE	NIA	Health at Home Holdings, LLC	Ownership	100.000	UnitedHealth Group Incorporated	NO	
		00000	87-0967144				Health at Home Therapy - Knoxville, LLC	DE	NIA	Health at Home Holdings, LLC	Ownership	100.000	UnitedHealth Group Incorporated	NO	
		00000	87-0934773				Health at Home Therapy - New Jersey, LLC	DE	NIA	Health at Home Holdings, LLC	Ownership	100.000	UnitedHealth Group Incorporated	NO	
		00000	33-0673883				Health Care-ONE Insurance Agency, Inc.	CA	NIA	USHEALTH Advisors, LLC	Ownership	50.000	UnitedHealth Group Incorporated	NO	
		00000	20-5944768				Health Ventures Employment Solutions, LLC	DE	NIA	Health Ventures, LLC	Ownership	100.000	UnitedHealth Group Incorporated	NO	
		00000	04-3723090				Health Ventures, LLC	DE	NIA	SC Affiliates, LLC	Ownership	100.000	UnitedHealth Group Incorporated	NO	
		00000	87-2744517				Health Payroll Services, LLC	DE	NIA	RVO Health, LLC	Ownership	100.000	UnitedHealth Group Incorporated	NO	
0707	UnitedHealth Group Incorporated	96342	88-0201035				Health Plan of Nevada, Inc.	NV	IA	Sierra Health Services, Inc.	Ownership	100.000	UnitedHealth Group Incorporated	NO	
		00000	76-0467249				Health Priority Home Care, Inc.	TX	NIA	Guardian Health Care, Inc.	Ownership	100.000	UnitedHealth Group Incorporated	NO	
		00000	75-2674367				Healthcare Associates of Irving PLLC	TX	NIA	USMD Affiliated Services	Ownership	100.000	UnitedHealth Group Incorporated	NO	
		00000	81-0760425				Healthcare Associates of Texas LLC	DE	NIA	HCAAT Acquisition Inc.	Ownership	100.000	UnitedHealth Group Incorporated	NO	
		00000	95-4526112				HealthCare Partners Affiliates Medical Group	CA	NIA	HealthCare Partners Associates Medical Group, P.C.	Ownership	97.349	UnitedHealth Group Incorporated	NO	1
		00000	26-4247365				HealthCare Partners ASC-HB, LLC	CA	NIA	Talbert Medical Group, P.C.	Ownership	100.000	UnitedHealth Group Incorporated	NO	1
		00000	95-4628842				HealthCare Partners ASC-LB, LLC	CA	NIA	OptumCare Management, LLC	Ownership	99.000	UnitedHealth Group Incorporated	NO	
		00000	47-5274363				HealthCare Partners Management Services California, LLC	DE	NIA	OptumCare Management, LLC	Ownership	100.000	UnitedHealth Group Incorporated	NO	
		00000	81-1080535				HealthCare Partners RE, LLC	DE	NIA	OptumCare Holdings, LLC	Ownership	100.000	UnitedHealth Group Incorporated	NO	
		00000	77-0693060				Healthcare Solutions, Inc.	DE	NIA	OptumRx Administrative Services, LLC	Ownership	100.000	UnitedHealth Group Incorporated	NO	
		00000	20-3349887				HealthEast Surgery Center-Maplewood, LLC	MN	NIA	H.I. Investments Holding Company, LLC	Ownership	27.618	UnitedHealth Group Incorporated	NO	2
		00000					Healthgrades Marketplace, LLC	DE	NIA	RVO Health, LLC	Ownership	100.000	UnitedHealth Group Incorporated	NO	
		00000					Healthline Group, LLC	DE	NIA	RVO Health, LLC	Ownership	100.000	UnitedHealth Group Incorporated	NO	
		00000					Healthline Holdings, LLC	DE	NIA	RVO Health, LLC	Ownership	100.000	UnitedHealth Group Incorporated	NO	
		00000	81-0872829				Healthline Intermediate Holdings, LLC	DE	NIA	Healthline Holdings, LLC	Ownership	100.000	UnitedHealth Group Incorporated	NO	
		00000					Healthline Media UK Limited	GBR	NIA	Healthline UK Holdings Limited	Ownership	100.000	UnitedHealth Group Incorporated	NO	
		00000	47-2618465				Healthline Media, LLC	DE	NIA	Healthline Intermediate Holdings, LLC	Ownership	100.000	UnitedHealth Group Incorporated	NO	
		00000					Healthline UK Holdings Limited	GBR	NIA	Healthline Media, LLC	Ownership	100.000	UnitedHealth Group Incorporated	NO	
		00000	47-2570595				HealthMarkets Group, Inc.	DE	NIA	HealthMarkets, LLC	Ownership	100.000	UnitedHealth Group Incorporated	NO	
		00000	27-0277771				HealthMarkets Insurance Agency, Inc.	DE	NIA	HealthMarkets Group, Inc.	Ownership	100.000	UnitedHealth Group Incorporated	NO	
		00000	46-1131431				HealthMarkets Services, Inc.	DE	NIA	HealthMarkets Group, Inc.	Ownership	100.000	UnitedHealth Group Incorporated	NO	
		00000	75-2044750	4346649			HealthMarkets, Inc.	DE	NIA	Golden Rule Financial Corporation	Ownership	100.000	UnitedHealth Group Incorporated	NO	
		00000					HealthMarkets, LLC	DE	NIA	HealthMarkets, Inc.	Ownership	100.000	UnitedHealth Group Incorporated	NO	

16.21

STATEMENT AS OF MARCH 31, 2026 OF THE UNITEDHEALTHCARE OF THE MIDLANDS, INC.

SCHEDULE Y
PART 1A - DETAILS OF INSURANCE HOLDING COMPANY SYSTEM

1	2	3	4	5	6	7	8	9	10	11	12	13	14	15	16
Group Code	Group Name	NAIC Company Code	ID Number	Federal RSSD	CIK	Name of Securities Exchange if Publicly Traded (U.S. or International)	Names of Parent, Subsidiaries Or Affiliates	Domiciliary Location	Relationship to Reporting Entity	Directly Controlled by (Name of Entity/Person)	Type of Control (Ownership, Board, Management, Attorney-in-Fact, Influence, Other)	If Control is Ownership Provide Percentage	Ultimate Controlling Entity(ies)/Person(s)	Is an SCA Filing Required? (Yes/No)	*
0707	UnitedHealth Group Incorporated	00000	11-3554436				Healthplex I.P.A., Inc.	NY	NIA	Healthplex, Inc.	Ownership	100.000	UnitedHealth Group Incorporated	NO	
		11172	11-3469326				Healthplex Insurance Company	NY	IA	Healthplex, Inc.	Ownership	100.000	UnitedHealth Group Incorporated	NO	
		00000	20-8999255				Healthplex of CT, Inc.	CT	NIA	Healthplex, Inc.	Ownership	100.000	UnitedHealth Group Incorporated	NO	
		00000	11-2714365				Healthplex, Inc.	NY	NIA	Marlin Holding Company LLC	Ownership	100.000	UnitedHealth Group Incorporated	NO	
		00000	71-0847266				HealthSCOPE Benefits, Inc.	DE	NIA	HealthSCOPE Holdings, Inc.	Ownership	100.000	UnitedHealth Group Incorporated	NO	
		00000	47-1409110				HealthSCOPE Holdings, Inc.	DE	NIA	UMR, Inc.	Ownership	100.000	UnitedHealth Group Incorporated	NO	
		00000	36-4099199				HealthSmart Benefit Solutions, Inc.	IL	NIA	HealthSmart Benefits Management, LLC	Ownership	100.000	UnitedHealth Group Incorporated	NO	
		00000	27-1300475				HealthSmart Benefits Management, LLC	TX	NIA	United HealthCare Services, Inc.	Ownership	100.000	UnitedHealth Group Incorporated	NO	
		00000	75-2960859				HealthSmart Care Management Solutions, L.P.	TX	NIA	HealthSmart Preferred Network II, LLC	Ownership	99.000	UnitedHealth Group Incorporated	NO	
		00000	75-2960859				HealthSmart Care Management Solutions, L.P.	TX	NIA	HealthSmart Preferred Network II, LLC	Ownership	1.000	UnitedHealth Group Incorporated	NO	
		00000	75-2508316				HealthSmart Preferred Care II, L.P.	TX	NIA	HealthSmart Benefits Management, LLC	Ownership	1.000	UnitedHealth Group Incorporated	NO	
		00000	75-2508316				HealthSmart Preferred Care II, L.P.	TX	NIA	HealthSmart Preferred Network II, LLC	Ownership	99.000	UnitedHealth Group Incorporated	NO	
		00000	06-1621470				HealthSmart Preferred Network II, LLC	DE	NIA	HealthSmart Benefits Management, LLC	Ownership	100.000	UnitedHealth Group Incorporated	NO	
		00000	20-3394046				HealthSmart Primary Care Clinics, LP	TX	NIA	HealthSmart Preferred Network II, LLC	Ownership	99.000	UnitedHealth Group Incorporated	NO	
		00000	20-3394046				HealthSmart Primary Care Clinics, LP	TX	NIA	HealthSmart Benefits Management, LLC	Ownership	1.000	UnitedHealth Group Incorporated	NO	
		00000	52-2440817				Heart 'n Home Hospice and Palliative Care, LLC	ID	NIA	Kambros, LLC	Ownership	100.000	UnitedHealth Group Incorporated	NO	
		00000	47-1410565				Heart of Hospice, LLC	SC	NIA	Louisiana Health Care Group, L.L.C.	Ownership	100.000	UnitedHealth Group Incorporated	NO	
		00000	83-2722254				Heartland Heart and Vascular, LLC	DE	NIA	Endoscopy Center Affiliates, Inc.	Ownership	1.000	UnitedHealth Group Incorporated	NO	
		00000	83-2722254				Heartland Heart and Vascular, LLC	DE	NIA	SCA Heartland Holdings, LLC	Ownership	99.000	UnitedHealth Group Incorporated	NO	
		00000	26-3384769				Helena Home Care Services LLC	DE	NIA	AFAM Holding Co, LLC	Ownership	100.000	UnitedHealth Group Incorporated	NO	
		00000					Help Seguros de Vida S.A.	CHL	NIA	Banmedica SpA	Ownership	100.000	UnitedHealth Group Incorporated	NO	
		00000					Help Seguros de Vida S.A.	CHL	NIA	Banmedica Internacional SpA	Ownership	0.000	UnitedHealth Group Incorporated	NO	
		00000					Help Service S.A.	CHL	NIA	Saden S.A.	Ownership	0.000	UnitedHealth Group Incorporated	NO	
		00000					Help Service S.A.	CHL	NIA	Banmedica SpA	Ownership	100.000	UnitedHealth Group Incorporated	NO	
		00000	98-1443161				Help SpA	CHL	NIA	Banmedica SpA	Ownership	100.000	UnitedHealth Group Incorporated	NO	
		00000	98-1443161				Help SpA	CHL	NIA	Saden S.A.	Ownership	0.000	UnitedHealth Group Incorporated	NO	
		00000	87-1165650				Henry Ford Home Recovery Care, LLC	DE	NIA	Contessa Health Holding Company, LLC	Ownership	51.000	UnitedHealth Group Incorporated	NO	
		00000	80-0020865				Heron Ridge Assoc., P.L.C.	MI	NIA	Physician(s) Owned	Influence	0.000	UnitedHealth Group Incorporated	NO	1
		00000	46-5291602				HFHS-SCA Holdings, LLC	MI	NIA	SC Affiliates, LLC	Ownership	49.000	UnitedHealth Group Incorporated	NO	2
		00000	26-1309422				HGA HomeCare, LLC	AL	NIA	Alabama Health Care Group, LLC	Ownership	67.000	UnitedHealth Group Incorporated	NO	
		00000	37-1826396				HHA of Wisconsin, LLC	WI	NIA	National Health Industries, Inc.	Ownership	100.000	UnitedHealth Group Incorporated	NO	
		00000	59-3584808				Hi-Tech Care, Inc.	FL	NIA	Infinity Home Care Acquisition Corp.	Ownership	100.000	UnitedHealth Group Incorporated	NO	
		00000	84-1472832				Highlands Ranch Healthcare, LLC	CO	NIA	Urgent Care MSO, LLC	Ownership	100.000	UnitedHealth Group Incorporated	NO	
		00000	93-2780381				HIVE of the Carolinas, LLC	NC	NIA	SCA Health Value Enterprise, LLC	Ownership	100.000	UnitedHealth Group Incorporated	NO	2
		00000	83-3555590				HL Greatist, LLC	DE	NIA	Healthline Media, LLC	Ownership	100.000	UnitedHealth Group Incorporated	NO	
		00000	27-1362827				HMC Home Health, LLC	TN	NIA	Tennessee Health Care Group, LLC	Ownership	75.000	UnitedHealth Group Incorporated	NO	
		00000	85-2016675				HNH Birdie One, LLC	ID	NIA	Kambros, LLC	Ownership	100.000	UnitedHealth Group Incorporated	NO	
		00000	62-1388079				Holston Medical Group, P.C.	TN	NIA	Physician(s) Owned	Influence	0.000	UnitedHealth Group Incorporated	NO	1
		00000	39-3949291				Holston MSO, LLC	DE	NIA	Collaborative Care Holdings, LLC	Ownership	100.000	UnitedHealth Group Incorporated	NO	
		00000	33-1025322				Home Care Connections, Inc.	TX	NIA	Texas Health Care Group, L.L.C.	Ownership	100.000	UnitedHealth Group Incorporated	NO	
		00000	55-0668235				Home Care Plus, Inc.	WV	NIA	West Virginia Health Care Group, LLC	Ownership	100.000	UnitedHealth Group Incorporated	NO	
		00000	20-1497787				Home Health Agency - Central Pennsylvania, LLC	FL	NIA	OMNI Home Health Services, LLC	Ownership	100.000	UnitedHealth Group Incorporated	NO	
		00000	20-0832146				Home Health Agency - Collier, LLC	FL	NIA	OMNI Home Health Services, LLC	Ownership	100.000	UnitedHealth Group Incorporated	NO	
		00000	59-3757325				Home Health Agency - Hillsborough, LLC	FL	NIA	OMNI Home Health Services, LLC	Ownership	100.000	UnitedHealth Group Incorporated	NO	
		00000	20-1408322				Home Health Agency - Indiana, LLC	FL	NIA	OMNI Home Health Services, LLC	Ownership	100.000	UnitedHealth Group Incorporated	NO	
		00000	59-3757320				Home Health Agency - Pinellas, LLC	FL	NIA	OMNI Home Health Services, LLC	Ownership	100.000	UnitedHealth Group Incorporated	NO	

16.22

STATEMENT AS OF MARCH 31, 2026 OF THE UNITEDHEALTHCARE OF THE MIDLANDS, INC.

SCHEDULE Y
PART 1A - DETAILS OF INSURANCE HOLDING COMPANY SYSTEM

1	2	3	4	5	6	7	8	9	10	11	12	13	14	15	16
Group Code	Group Name	NAIC Company Code	ID Number	Federal RSSD	CIK	Name of Securities Exchange if Publicly Traded (U.S. or International)	Names of Parent, Subsidiaries Or Affiliates	Domi-ciliary Location	Relation-ship to Reporting Entity	Directly Controlled by (Name of Entity/Person)	Type of Control (Ownership, Board, Management, Attorney-in-Fact, Influence, Other)	If Control is Ownership Provide Percentage	Ultimate Controlling Entity(ies)/Person(s)	Is an SCA Filing Re-quired? (Yes/No)	*
		00000	27-1755342				Home Health Care by Black Stone of Central Ohio, LLC	OH	NIA	Black Stone of Central Ohio, LLC	Ownership	100.000	UnitedHealth Group Incorporated	NO	
		00000	27-4109403				Home Health Care by Black Stone of Cincinnati, LLC	OH	NIA	Black Stone of Cincinnati, LLC	Ownership	100.000	UnitedHealth Group Incorporated	NO	
		00000	27-4109553				Home Health Care by Black Stone of Dayton, LLC	OH	NIA	Black Stone of Dayton, LLC	Ownership	100.000	UnitedHealth Group Incorporated	NO	
		00000	34-1708719				Home Health Care by Black Stone of Northwest Ohio, LLC	OH	NIA	Black Stone of Northwest Ohio, LLC	Ownership	100.000	UnitedHealth Group Incorporated	NO	
		00000	72-1225546				Home Health Of Alexandria, L.L.C.	LA	NIA	Amedisys Holding, L.L.C.	Ownership	100.000	UnitedHealth Group Incorporated	NO	
		00000	38-4003190				Home Health of Jefferson Co, LLC	KY	NIA	National Health Industries, Inc.	Ownership	60.000	UnitedHealth Group Incorporated	NO	
		00000	85-0667073				Home Health Partnership Operating Company, L.L.C.	TX	NIA	UMC Home Health And Hospice, An Amedisys Partner, L.L.C.	Ownership	100.000	UnitedHealth Group Incorporated	NO	
		00000	98-1452260				Home Medical S.A.	CHL	NIA	Help SpA	Ownership	99.998	UnitedHealth Group Incorporated	NO	
		00000	98-1452260				Home Medical S.A.	CHL	NIA	Saden S.A.	Ownership	0.002	UnitedHealth Group Incorporated	NO	
		00000	83-3642399				Home Recovery Care, LLC	DE	NIA	Contessa Health Holding Company, LLC	Ownership	51.000	UnitedHealth Group Incorporated	NO	
		00000	52-0998217				HomeCall, LLC	MD	NIA	Maryland Health Care Group, LLC	Ownership	100.000	UnitedHealth Group Incorporated	NO	
		00000	81-0884465				Homecare Dimensions of Florida, Inc.	TX	NIA	WellMed Networks, Inc.	Ownership	100.000	UnitedHealth Group Incorporated	NO	1
		00000	74-2758644				Homecare Dimensions, Inc.	TX	NIA	WellMed Networks, Inc.	Ownership	100.000	UnitedHealth Group Incorporated	NO	1
		00000	62-1702864				Homecare Preferred Choice, Inc.	DE	NIA	Amedisys Hospice, L.L.C.	Ownership	100.000	UnitedHealth Group Incorporated	NO	
		00000					Honodav SpA	CHL	NIA	Clínica Dávila y Servicios Médicos S.p.A.	Ownership	99.000	UnitedHealth Group Incorporated	NO	
		00000					Honodav SpA	CHL	NIA	Servicios Integrados de Salud Ltda.	Ownership	1.000	UnitedHealth Group Incorporated	NO	
		00000	34-1994325				Hood Home Health Service, L.L.C.	LA	NIA	Louisiana Health Care Group, L.L.C.	Ownership	67.000	UnitedHealth Group Incorporated	NO	
		00000	20-1071691				Horizons Hospice Care, L.L.C.	AL	NIA	Amedisys Holding, L.L.C.	Ownership	100.000	UnitedHealth Group Incorporated	NO	
		00000	47-2380653				Hospice Holdings DFW, LLC	TX	NIA	Texas Hospice Holdings, LLC	Ownership	100.000	UnitedHealth Group Incorporated	NO	
		00000	47-4673071				Hospice Holdings Harrisburg, LLC	PA	NIA	Pennsylvania Hospice Holdings, LLC	Ownership	100.000	UnitedHealth Group Incorporated	NO	
		00000	26-4310419				Hospice of Central Arkansas, LLC	AR	NIA	Arkansas Health Care Group, LLC	Ownership	100.000	UnitedHealth Group Incorporated	NO	
		00000	56-1951841				Hospice of Eastern Carolina, Inc.	NC	NIA	Homecare Preferred Choice, Inc.	Ownership	100.000	UnitedHealth Group Incorporated	NO	
		00000	85-0683297				Hospice Partnership Operating Company, L.L.C.	TX	NIA	UMC Home Health And Hospice, An Amedisys Partner, L.L.C.	Ownership	100.000	UnitedHealth Group Incorporated	NO	
		00000	71-0761314				Hospice Preferred Choice, Inc.	DE	NIA	Homecare Preferred Choice, Inc.	Ownership	100.000	UnitedHealth Group Incorporated	NO	
		00000	26-2912304				Humedica, Inc.	DE	NIA	United HealthCare Services, Inc.	Ownership	100.000	UnitedHealth Group Incorporated	NO	
		00000	98-1106075				Hygeia Corporation	CAN	NIA	FrontierMEDEX US, Inc.	Ownership	100.000	UnitedHealth Group Incorporated	NO	
		00000	36-4331825				Hygeia Corporation	DE	NIA	UnitedHealth International, Inc.	Ownership	100.000	UnitedHealth Group Incorporated	NO	
		00000	27-2498964				Idaho Health Care Group, LLC	ID	NIA	LHC Group, Inc.	Ownership	100.000	UnitedHealth Group Incorporated	NO	
		00000	84-2230243				Idaho In-Home Healthcare Partnership-I, LLC	ID	NIA	In-Home Healthcare Partnership, LLC	Ownership	100.000	UnitedHealth Group Incorporated	NO	
		00000	84-2311184				Idaho In-Home Partner-I, LLC	ID	NIA	Idaho Health Care Group, LLC	Ownership	100.000	UnitedHealth Group Incorporated	NO	
		00000	84-4865867				IHD Holdings, LLC	DE	NIA	naviHealth, Inc.	Ownership	100.000	UnitedHealth Group Incorporated	NO	
		00000	46-1708167				Illinois Health Care Group, LLC	IL	NIA	LHC Group, Inc.	Ownership	100.000	UnitedHealth Group Incorporated	NO	
		00000	32-0505528				Illinois Home Care Holdings, LLC	DE	NIA	AFAM Sub I, LLC	Ownership	20.000	UnitedHealth Group Incorporated	NO	
		00000	32-0505528				Illinois Home Care Holdings, LLC	DE	NIA	National Health Industries, Inc.	Ownership	80.000	UnitedHealth Group Incorporated	NO	
		00000	46-4924177				Illinois Home Health Care, LLC	IL	NIA	Illinois Health Care Group, LLC	Ownership	100.000	UnitedHealth Group Incorporated	NO	
		00000	82-1341098				Illinois Independent Care Network, LLC	DE	NIA	Surgical Care Affiliates, LLC	Ownership	100.000	UnitedHealth Group Incorporated	NO	
		00000	38-3925282				Illinois LIV, LLC	IL	NIA	Illinois Home Health Care, LLC	Ownership	99.000	UnitedHealth Group Incorporated	NO	
		00000	38-3925282				Illinois LIV, LLC	IL	NIA	Illinois Health Care Group, LLC	Ownership	1.000	UnitedHealth Group Incorporated	NO	
		00000	75-2574317				Impel Management Services, L.L.C.	TX	NIA	WellMed Medical Management, Inc.	Ownership	100.000	UnitedHealth Group Incorporated	NO	
		00000	86-3297432				Imperium Clinical Partners II, LLC	KY	NIA	Imperium Health Management, LLC	Ownership	100.000	UnitedHealth Group Incorporated	NO	
		00000	86-3297600				Imperium Clinical Partners III, LLC	KY	NIA	Imperium Health Management, LLC	Ownership	100.000	UnitedHealth Group Incorporated	NO	
		00000	86-3255691				Imperium Clinical Partners, LLC	KY	NIA	Imperium Health Management, LLC	Ownership	100.000	UnitedHealth Group Incorporated	NO	
		00000	45-2788800				Imperium Health Management, LLC	KY	NIA	Almost Family, Inc.	Ownership	100.000	UnitedHealth Group Incorporated	NO	
		00000	46-3029953				IN HomeCare Network Central, LLC	IN	NIA	National Health Industries, Inc.	Ownership	100.000	UnitedHealth Group Incorporated	NO	

16.23

STATEMENT AS OF MARCH 31, 2026 OF THE UNITEDHEALTHCARE OF THE MIDLANDS, INC.

SCHEDULE Y
PART 1A - DETAILS OF INSURANCE HOLDING COMPANY SYSTEM

1	2	3	4	5	6	7	8	9	10	11	12	13	14	15	16
Group Code	Group Name	NAIC Company Code	ID Number	Federal RSSD	CIK	Name of Securities Exchange if Publicly Traded (U.S. or International)	Names of Parent, Subsidiaries Or Affiliates	Domi-ciliary Location	Relation-ship to Reporting Entity	Directly Controlled by (Name of Entity/Person)	Type of Control (Ownership, Board, Management, Attorney-in-Fact, Influence, Other)	If Control is Ownership Provide Percentage	Ultimate Controlling Entity(ies)/Person(s)	Is an SCA Filing Re-quired? (Yes/No)	*
		00000	46-3020499				IN Homecare Network North, LLC	IN	NIA	National Health Industries, Inc.	Ownership	100.000	UnitedHealth Group Incorporated	NO	
		00000	27-3296953				IN Style OPTICAL, LLC	MA	NIA	Reliant Medical Group, Inc.	Ownership	100.000	UnitedHealth Group Incorporated	NO	1
		00000	36-4854493				In-Home Healthcare Partnership of Texas-I, LLC	TX	NIA	In-Home Healthcare Partnership, LLC	Ownership	100.000	UnitedHealth Group Incorporated	NO	
		00000	38-4019518				In-Home Healthcare Partnership, LLC	DE	NIA	LHCG Partner, LLC	Ownership	80.000	UnitedHealth Group Incorporated	NO	
		00000	35-2582227				In-Home Partner of Texas-I, LLC	TX	NIA	In-Home Healthcare Partnership of Texas-I, LLC	Ownership	100.000	UnitedHealth Group Incorporated	NO	
		00000	45-4132005				Indiana Care Organization, LLC	IN	NIA	AHN Target Holdings, LLC	Ownership	100.000	UnitedHealth Group Incorporated	NO	
		00000	27-5130167				Indiana Health Care Group, LLC	IN	NIA	LHC Group, Inc.	Ownership	100.000	UnitedHealth Group Incorporated	NO	
		00000					Indiana In-Home Health Partner-I, LLC	IN	NIA	Indiana In-Home Healthcare Partnership-I, LLC	Ownership	100.000	UnitedHealth Group Incorporated	NO	
		00000					Indiana In-Home Healthcare Partnership-I, LLC	IN	NIA	LHCG Partner, LLC	Ownership	80.000	UnitedHealth Group Incorporated	NO	
		00000	45-3061457				Infinity Home Care Acquisition Corp.	FL	NIA	Infinity Home Care, L.L.C.	Ownership	100.000	UnitedHealth Group Incorporated	NO	
		00000	27-0380961				Infinity Home Care Of Jacksonville, LLC	FL	NIA	Infinity Home Care, L.L.C.	Ownership	100.000	UnitedHealth Group Incorporated	NO	
		00000	20-5782871				Infinity Home Care Of Lakeland, LLC	FL	NIA	Infinity Home Care, L.L.C.	Ownership	100.000	UnitedHealth Group Incorporated	NO	
		00000	27-0380782				Infinity Home Care Of Ocala, LLC	FL	NIA	Infinity Home Care, L.L.C.	Ownership	100.000	UnitedHealth Group Incorporated	NO	
		00000	20-5152080				Infinity Home Care Of Port Charlotte, LLC	FL	NIA	Infinity Home Care, L.L.C.	Ownership	100.000	UnitedHealth Group Incorporated	NO	
		00000	20-4540750				Infinity Home Care, L.L.C.	FL	NIA	Amedisys Health Care West, L.L.C.	Ownership	100.000	UnitedHealth Group Incorporated	NO	
		00000	26-1520109				Infinity Homecare Of District 9, LLC	FL	NIA	Infinity Home Care, L.L.C.	Ownership	100.000	UnitedHealth Group Incorporated	NO	
		00000	63-1112659				Infirmary Home Health Agency, Inc.	AL	NIA	Alabama Health Care Group, LLC	Ownership	67.000	UnitedHealth Group Incorporated	NO	
		00000	84-4666502				InfuseAble Healthcare, LLC	AZ	NIA	Measure Health Innovations LLC	Ownership	100.000	UnitedHealth Group Incorporated	NO	
		00000	46-0896098				Ingenuis Health Holdings, Inc.	DE	NIA	Almost Family, Inc.	Ownership	100.000	UnitedHealth Group Incorporated	NO	
		00000	33-0618077				Inland Faculty Medical Group, Inc.	CA	NIA	NAMM Medical Group Holdings, Inc.	Ownership	100.000	UnitedHealth Group Incorporated	NO	1
		00000	33-0018673				Inland Surgery Center, L.P.	CA	NIA	SC Affiliates, LLC	Ownership	8.674	UnitedHealth Group Incorporated	NO	
		00000	33-0018673				Inland Surgery Center, L.P.	CA	NIA	Redlands Ambulatory Surgery Center	Ownership	51.000	UnitedHealth Group Incorporated	NO	
		00000					Inmobiliaria Apoquindo 3001 S.A.	CHL	NIA	Servicios de Gestión en Salud S.p.A	Ownership	0.001	UnitedHealth Group Incorporated	NO	
		00000					Inmobiliaria Apoquindo 3001 S.A.	CHL	NIA	Inmobiliaria Apoquindo S.A.	Ownership	99.999	UnitedHealth Group Incorporated	NO	
		00000	98-1458683				Inmobiliaria Apoquindo 3600 Ltda.	CHL	NIA	Inmobiliaria Apoquindo 3001 S.A.	Ownership	0.300	UnitedHealth Group Incorporated	NO	
		00000	98-1458683				Inmobiliaria Apoquindo 3600 Ltda.	CHL	NIA	Banmédica SpA	Ownership	99.700	UnitedHealth Group Incorporated	NO	
		00000	98-1443174				Inmobiliaria Apoquindo S.A.	CHL	NIA	Saden S.A.	Ownership	0.000	UnitedHealth Group Incorporated	NO	
		00000	98-1443174				Inmobiliaria Apoquindo S.A.	CHL	NIA	Banmédica SpA	Ownership	100.000	UnitedHealth Group Incorporated	NO	
		00000	98-1458682				Inmobiliaria Clínica Santa María S.A.	CHL	NIA	Banmédica SpA	Ownership	99.503	UnitedHealth Group Incorporated	NO	
		00000	98-1454653				Inmobiliaria e Inversiones Alameda S.A.	CHL	NIA	Saden S.A.	Ownership	0.020	UnitedHealth Group Incorporated	NO	
		00000	98-1454653				Inmobiliaria e Inversiones Alameda S.A.	CHL	NIA	Banmédica SpA	Ownership	99.980	UnitedHealth Group Incorporated	NO	
		00000					Inmobiliaria e Inversiones Nueva Apoquindo SpA	CHL	NIA	Banmédica SpA	Ownership	100.000	UnitedHealth Group Incorporated	NO	
		00000	98-1460922				Inmobiliaria Viñamed Ltda.	CHL	NIA	Administradora Médica Centromed S.A.	Ownership	99.990	UnitedHealth Group Incorporated	NO	
		00000	30-0781533				Innovative Senior Care Home Health of Alabama, LLC	DE	NIA	Health at Home Holdings - Alabama, LLC	Ownership	100.000	UnitedHealth Group Incorporated	NO	
		00000	27-2065054				Innovative Senior Care Home Health of Albuquerque, LLC	DE	NIA	Health at Home Holdings - Albuquerque, LLC	Ownership	100.000	UnitedHealth Group Incorporated	NO	
		00000	26-3445981				Innovative Senior Care Home Health of Boston, LLC	DE	NIA	Health at Home Holdings - Boston, LLC	Ownership	100.000	UnitedHealth Group Incorporated	NO	
		00000	27-4318872				Innovative Senior Care Home Health of Charlotte, LLC	DE	NIA	Health at Home Holdings - Charlotte, LLC	Ownership	100.000	UnitedHealth Group Incorporated	NO	
		00000	27-0329830				Innovative Senior Care Home Health of Chicago, LLC	DE	NIA	Health at Home Holdings - Chicago, LLC	Ownership	100.000	UnitedHealth Group Incorporated	NO	
		00000	26-2611755				Innovative Senior Care Home Health of Detroit, LLC	DE	NIA	Health at Home Holdings - Detroit, LLC	Ownership	100.000	UnitedHealth Group Incorporated	NO	

16.24

STATEMENT AS OF MARCH 31, 2026 OF THE UNITEDHEALTHCARE OF THE MIDLANDS, INC.

SCHEDULE Y
PART 1A - DETAILS OF INSURANCE HOLDING COMPANY SYSTEM

1	2	3	4	5	6	7	8	9	10	11	12	13	14	15	16
Group Code	Group Name	NAIC Company Code	ID Number	Federal RSSD	CIK	Name of Securities Exchange if Publicly Traded (U.S. or International)	Names of Parent, Subsidiaries Or Affiliates	Domiciliary Location	Relationship to Reporting Entity	Directly Controlled by (Name of Entity/Person)	Type of Control (Ownership, Board, Management, Attorney-in-Fact, Influence, Other)	If Control is Ownership Provide Percentage	Ultimate Controlling Entity(ies)/Person(s)	Is an SCA Filing Required? (Yes/No)	*
		00000	27-2620181				Innovative Senior Care Home Health of Durham, LLC	DE	NIA	Health at Home Holdings - Durham, LLC	Ownership	100.000	UnitedHealth Group Incorporated	NO	
		00000	27-2619513				Innovative Senior Care Home Health of Edmond, LLC	DE	NIA	Health at Home Holdings - Edmond, LLC	Ownership	100.000	UnitedHealth Group Incorporated	NO	
		00000	45-2502527				Innovative Senior Care Home Health of Hartford, LLC	DE	NIA	Tennessee Health Care Group, LLC	Ownership	100.000	UnitedHealth Group Incorporated	NO	
		00000	45-2952600				Innovative Senior Care Home Health of High Point, LLC	DE	NIA	Health at Home Holdings - High Point, LLC	Ownership	100.000	UnitedHealth Group Incorporated	NO	
		00000	26-3285980				Innovative Senior Care Home Health of Indianapolis, LLC	DE	NIA	Health at Home Holdings - Indianapolis, LLC	Ownership	100.000	UnitedHealth Group Incorporated	NO	
		00000	26-3445808				Innovative Senior Care Home Health of Minneapolis, LLC	DE	NIA	ISCH of Minneapolis Holdings, LLC	Ownership	100.000	UnitedHealth Group Incorporated	NO	
		00000	26-1736377				Innovative Senior Care Home Health of Ohio, LLC	DE	NIA	Health at Home Holdings - Ohio, LLC	Ownership	100.000	UnitedHealth Group Incorporated	NO	
		00000	27-2399264				Innovative Senior Care Home Health of Philadelphia, LLC	DE	NIA	Health at Home Holdings - Philadelphia, LLC	Ownership	100.000	UnitedHealth Group Incorporated	NO	
		00000	26-2863172				Innovative Senior Care Home Health of Portland, LLC	DE	NIA	Health at Home Holdings - Portland, LLC	Ownership	100.000	UnitedHealth Group Incorporated	NO	
		00000	45-2502463				Innovative Senior Care Home Health of Rhode Island, LLC	DE	NIA	LHCG CCXIV, LLC	Ownership	100.000	UnitedHealth Group Incorporated	NO	
		00000	26-3445898				Innovative Senior Care Home Health of St. Louis, LLC	DE	NIA	Health at Home Holdings - St. Louis, LLC	Ownership	100.000	UnitedHealth Group Incorporated	NO	
		00000	27-4586855				Innovative Senior Care Home Health of Tulsa, LLC	DE	NIA	Health at Home Holdings - Tulsa, LLC	Ownership	100.000	UnitedHealth Group Incorporated	NO	
		00000	47-5640889				INOV8 SURGICAL AT MEMORIAL CITY LLC	TX	NIA	Memorial City Partners, LLC	Ownership	100.000	UnitedHealth Group Incorporated	NO	
		00000	88-0482274				inPharmative, Inc.	NV	NIA	OptumRx Health Solutions, LLC	Ownership	100.000	UnitedHealth Group Incorporated	NO	
		00000	81-3772336				Insight Surgery Center LLC	CO	NIA	SCA-Insight Holdings, LLC	Ownership	51.000	UnitedHealth Group Incorporated	NO	
		00000	45-2563134				Inspiris Medical Services of New Jersey, P.C.	NJ	NIA	Physician(s) Owned	Influence	0.000	UnitedHealth Group Incorporated	NO	1
		00000	27-1561674				INSPIRIS of Michigan Medical Services, P.C.	MI	NIA	Physician(s) Owned	Influence	0.000	UnitedHealth Group Incorporated	NO	1
		00000	13-4168739				INSPIRIS of New York Medical Services, P.C.	NY	NIA	Physician(s) Owned	Influence	0.000	UnitedHealth Group Incorporated	NO	1
		00000	26-2895670				INSPIRIS of Pennsylvania Medical Services, P.C.	PA	NIA	Physician(s) Owned	Influence	0.000	UnitedHealth Group Incorporated	NO	1
		00000	26-2885572				INSPIRIS of Texas Physician Group	TX	NIA	Optum Care Services Company	Ownership	100.000	UnitedHealth Group Incorporated	NO	
		00000	33-0766366				Inspiris, Inc.	DE	NIA	Collaborative Care Holdings, LLC	Ownership	100.000	UnitedHealth Group Incorporated	NO	
		00000	27-2557480				Integrated Behavioral Health, LLC	LA	NIA	Refresh Mental Health, Inc.	Ownership	100.000	UnitedHealth Group Incorporated	NO	
		00000					Integrity Clinical Partners, LLC	MN	NIA	Minnesota Health Care Group, LLC	Ownership	100.000	UnitedHealth Group Incorporated	NO	
		00000					Inverclinco S.A.S.	COL	NIA	CDC Holdings Colombia S.A.S.	Ownership	50.000	UnitedHealth Group Incorporated	NO	
		00000					Inverclinco S.A.S.	COL	NIA	Banmédica Internacional SpA	Ownership	50.000	UnitedHealth Group Incorporated	NO	
		00000	98-1452273				Inversiones Clínicas Santa María SpA	CHL	NIA	Banmédica SpA	Ownership	100.000	UnitedHealth Group Incorporated	NO	
		00000	93-1688504				IPN Optum Care Network, LLC	DE	NIA	Optum Care Networks, Inc.	Ownership	55.000	UnitedHealth Group Incorporated	NO	
		00000	98-1448096				Isapre Banmédica S.A.	CHL	NIA	Banmédica SpA	Ownership	100.000	UnitedHealth Group Incorporated	NO	
		00000	98-1448096				Isapre Banmédica S.A.	CHL	NIA	Clínica Dávila y Servicios Médicos S.p.A.	Ownership	0.000	UnitedHealth Group Incorporated	NO	
		00000	87-0915370				ISCH of Minneapolis Holdings, LLC	DE	NIA	Health at Home Holdings, LLC	Ownership	100.000	UnitedHealth Group Incorporated	NO	
		00000	26-3042590				Jackson County Home Health, LLC	WV	NIA	LHC HomeCare of West Virginia, LLC	Ownership	100.000	UnitedHealth Group Incorporated	NO	
		00000	93-1467301				Jacksonville Ambulatory Surgery Center, LLC	FL	NIA	SCA Jacksonville Holdings, LLC	Ownership	10.000	UnitedHealth Group Incorporated	NO	2
		00000	26-1806757				Jefferson Regional HomeCare, LLC	AR	NIA	Arkansas Health Care Group, LLC	Ownership	67.000	UnitedHealth Group Incorporated	NO	
		00000	83-0385819				JLM Healthcare, Inc.	TX	NIA	Guardian Healthcare Holdings, Inc.	Ownership	100.000	UnitedHealth Group Incorporated	NO	
		00000	74-2544709				Joliet Surgery Center Limited Partnership	IL	NIA	Surgicare of Joliet, Inc.	Ownership	20.040	UnitedHealth Group Incorporated	NO	2
		00000	26-3013277				Jonathan E. Goldberg, Ph.D., Inc.	MA	NIA	Physician(s) Owned	Influence	0.000	UnitedHealth Group Incorporated	NO	1
		00000	68-0624157				Jordan Ridge Family Medicine, LLC	DE	NIA	Collaborative Care Services, Inc.	Ownership	100.000	UnitedHealth Group Incorporated	NO	

16.25

STATEMENT AS OF MARCH 31, 2026 OF THE UNITEDHEALTHCARE OF THE MIDLANDS, INC.

SCHEDULE Y
PART 1A - DETAILS OF INSURANCE HOLDING COMPANY SYSTEM

1	2	3	4	5	6	7	8	9	10	11	12	13	14	15	16
Group Code	Group Name	NAIC Company Code	ID Number	Federal RSSD	CIK	Name of Securities Exchange if Publicly Traded (U.S. or International)	Names of Parent, Subsidiaries Or Affiliates	Domiciliary Location	Relationship to Reporting Entity	Directly Controlled by (Name of Entity/Person)	Type of Control (Ownership, Board, Management, Attorney-in-Fact, Influence, Other)	If Control is Ownership Provide Percentage	Ultimate Controlling Entity(ies)/Person(s)	Is an SCA Filing Required? (Yes/No)	*
		00000	26-3388719			Jourdanton Home Care Services, LLC	DE	NIA	AFAM Holding Co, LLC	Ownership	100.000	UnitedHealth Group Incorporated	NO		
		00000	46-4755857			Joyable, Inc.	DE	NIA	AbleTo, Inc.	Ownership	100.000	UnitedHealth Group Incorporated	NO		
		00000	26-3478896			Joyce Marter & Associates, P.C.	IL	NIA	Physician(s) Owned	Influence	0.000	UnitedHealth Group Incorporated	NO	1	
		00000	30-0089259			K.P. Counseling, Ltd.	IL	NIA	Physician(s) Owned	Influence	0.000	UnitedHealth Group Incorporated	NO	1	
		00000	84-4763920			Kambros, LLC	ID	NIA	Idaho Health Care Group, LLC	Ownership	100.000	UnitedHealth Group Incorporated	NO		
		00000	81-3141435			Katy ASC, LP	TX	NIA	Katy Cardiovascular Services, LP	Ownership	100.000	UnitedHealth Group Incorporated	NO		
		00000	20-5385063			Katy Cardiovascular Services GP, LLC	TX	NIA	National Cardiovascular Partners, LP	Ownership	100.000	UnitedHealth Group Incorporated	NO		
		00000	20-5385366			Katy Cardiovascular Services, LP	TX	NIA	Katy Cardiovascular Services GP, LLC	Ownership	0.840	UnitedHealth Group Incorporated	NO		
		00000	20-5385366			Katy Cardiovascular Services, LP	TX	NIA	RLS Katy Cardiovascular Services, LP	Ownership	19.170	UnitedHealth Group Incorporated	NO		
		00000	76-0386391			Kelsey-Seybold Medical Group, PLLC	TX	NIA	Physician(s) Owned	Influence	0.000	UnitedHealth Group Incorporated	NO	1	
0707	UnitedHealth Group Incorporated	16541	83-2701907			KelseyCare Administrators LLC	TX	IA	KS Management Services, L.L.C.	Ownership	100.000	UnitedHealth Group Incorporated	NO		
		00000	47-4074341			Kentuckiana Clinical Partners, LLC	KY	NIA	Imperium Health Management, LLC	Ownership	100.000	UnitedHealth Group Incorporated	NO		
		00000	47-4035777			Kentucky Accountable Care LLC	KY	NIA	Imperium Health Management, LLC	Ownership	100.000	UnitedHealth Group Incorporated	NO		
		00000	47-4005600			Kentucky Clinical Partners, LLC	KY	NIA	Imperium Health Management, LLC	Ownership	100.000	UnitedHealth Group Incorporated	NO		
		00000	51-0588603			Kentucky Health Care Group, LLC	KY	NIA	LHC Group, Inc.	Ownership	100.000	UnitedHealth Group Incorporated	NO		
		00000	46-4950585			Kentucky Home Health Care, LLC	KY	NIA	Kentucky Health Care Group, LLC	Ownership	100.000	UnitedHealth Group Incorporated	NO		
		00000	26-4812417			Kentucky HomeCare of Henderson, LLC	KY	NIA	Kentucky Health Care Group, LLC	Ownership	100.000	UnitedHealth Group Incorporated	NO		
		00000	36-4861510			Kentucky In-Home Healthcare Partnership-I, LLC	KY	NIA	In-Home Healthcare Partnership, LLC	Ownership	100.000	UnitedHealth Group Incorporated	NO		
		00000	30-1017396			Kentucky In-Home Healthcare Partnership-II, LLC	KY	NIA	In-Home Healthcare Partnership, LLC	Ownership	100.000	UnitedHealth Group Incorporated	NO		
		00000	35-2592972			Kentucky In-Home Partner-I, LLC	KY	NIA	Kentucky In-Home Healthcare Partnership-I, LLC	Ownership	100.000	UnitedHealth Group Incorporated	NO		
		00000	82-3982951			Kentucky In-Home Partner-II, LLC	KY	NIA	Kentucky Health Care Group, LLC	Ownership	100.000	UnitedHealth Group Incorporated	NO		
		00000	46-4923653			Kentucky LV, LLC	KY	NIA	Kentucky Home Health Care, LLC	Ownership	100.000	UnitedHealth Group Incorporated	NO		
		00000	93-4405730			Kentucky Physical Therapy Services at Richmond Place LLC	KY	NIA	Kentucky Health Care Group, LLC	Ownership	100.000	UnitedHealth Group Incorporated	NO		
		00000	93-4383947			Kentucky Physical Therapy Services of Lexington LLC	KY	NIA	Kentucky Health Care Group, LLC	Ownership	100.000	UnitedHealth Group Incorporated	NO		
		00000	33-1353810			Kentucky Physical Therapy Services of Somerset, LLC	KY	NIA	Kentucky Health Care Group, LLC	Ownership	100.000	UnitedHealth Group Incorporated	NO		
		00000	37-1862951			Key West HHA, LLC	FL	NIA	AF-CH-HH, LLC	Ownership	100.000	UnitedHealth Group Incorporated	NO		
		00000	30-0358493			Keys Counseling, Inc.	IN	NIA	Physician(s) Owned	Influence	0.000	UnitedHealth Group Incorporated	NO	1	
		00000	83-3134941			Keystone Healthcare Partnership, LLC	PA	NIA	Pennsylvania Health Care Group Holdings, LLC	Ownership	75.000	UnitedHealth Group Incorporated	NO		
		00000	30-0961579			Kirksville Home Care Services, LLC	MO	NIA	AF-CH-HH, LLC	Ownership	100.000	UnitedHealth Group Incorporated	NO		
		00000	76-0602862			KS Management Services, L.L.C.	TX	NIA	Transformer TX Holdings, LLC	Ownership	100.000	UnitedHealth Group Incorporated	NO		
		00000	84-2355006			KS Pharm, LLC	TX	NIA	Kelsey-Seybold Medical Group, PLLC	Ownership	100.000	UnitedHealth Group Incorporated	NO	1	
0707	UnitedHealth Group Incorporated	12827	20-5602615			KS Plan Administrators, LLC	TX	IA	KS Management Services, L.L.C.	Ownership	100.000	UnitedHealth Group Incorporated	NO		
		00000	84-2241460			KS SC, LLC	TX	NIA	Kelsey-Seybold Medical Group, PLLC	Ownership	100.000	UnitedHealth Group Incorporated	NO	1	
		00000	81-0704452			La Porte Home Care Services, LLC	DE	NIA	AF-CH-HH, LLC	Ownership	100.000	UnitedHealth Group Incorporated	NO		
		00000				Laboratorios Médicos Amed Quilpué S.A.	CHL	NIA	Centromed Quilpué S.A.	Ownership	99.900	UnitedHealth Group Incorporated	NO		
		00000				Laboratorios Médicos Amed Quilpué S.A.	CHL	NIA	Servicios Médicos Amed Quilpué S.A.	Ownership	0.100	UnitedHealth Group Incorporated	NO		
		00000	47-4444414			Lake Charles Ambulatory Surgery Center, LP	TX	NIA	Cardiac Cath Lab of Lake Charles, LP	Ownership	100.000	UnitedHealth Group Incorporated	NO	2	
		00000	27-3073250			Lakeland Home Care Services, LLC	DE	NIA	AFAM Holding Co, LLC	Ownership	100.000	UnitedHealth Group Incorporated	NO		
		00000	36-4785073			Landmark Health NY IPA, LLC	NY	NIA	Laser Acquisition Holdings III, LLC	Ownership	100.000	UnitedHealth Group Incorporated	NO		
		00000	37-1774991			Landmark Health NY PO, LLC	DE	NIA	Laser Acquisition Holdings III, LLC	Ownership	100.000	UnitedHealth Group Incorporated	NO		
		00000	35-2547489			Landmark Health of California, LLC	DE	NIA	Laser Acquisition Holdings III, LLC	Ownership	100.000	UnitedHealth Group Incorporated	NO		
		00000	35-2616929			Landmark Health of Massachusetts, LLC	DE	NIA	Laser Acquisition Holdings III, LLC	Ownership	100.000	UnitedHealth Group Incorporated	NO		
		00000	37-1880434			Landmark Health of North Carolina, LLC	NC	NIA	Landmark MSO, LLC	Ownership	100.000	UnitedHealth Group Incorporated	NO		

16.26

STATEMENT AS OF MARCH 31, 2026 OF THE UNITEDHEALTHCARE OF THE MIDLANDS, INC.

SCHEDULE Y
PART 1A - DETAILS OF INSURANCE HOLDING COMPANY SYSTEM

1	2	3	4	5	6	7	8	9	10	11	12	13	14	15	16
Group Code	Group Name	NAIC Company Code	ID Number	Federal RSSD	CIK	Name of Securities Exchange if Publicly Traded (U.S. or International)	Names of Parent, Subsidiaries Or Affiliates	Domiciliary Location	Relationship to Reporting Entity	Directly Controlled by (Name of Entity/Person)	Type of Control (Ownership, Board, Management, Attorney-in-Fact, Influence, Other)	If Control is Ownership Provide Percentage	Ultimate Controlling Entity(ies)/Person(s)	Is an SCA Filing Required? (Yes/No)	*
		00000	38-3952354				Landmark Health of Oregon, LLC	DE	NIA	Laser Acquisition Holdings III, LLC	Ownership	100.000	UnitedHealth Group Incorporated	NO	
		00000	61-1781940				Landmark Health of Pennsylvania, LLC	DE	NIA	Laser Acquisition Holdings III, LLC	Ownership	100.000	UnitedHealth Group Incorporated	NO	
		00000	61-1752988				Landmark Health of Washington, LLC	DE	NIA	Laser Acquisition Holdings III, LLC	Ownership	100.000	UnitedHealth Group Incorporated	NO	
		00000	37-1776229				Landmark India, LLC	DE	NIA	Laser Acquisition Holdings III, LLC	Ownership	100.000	UnitedHealth Group Incorporated	NO	
		00000	85-0997438				Landmark Medical of Arkansas, P.A.	AR	NIA	Physician(s) Owned	Influence	0.000	UnitedHealth Group Incorporated	NO	1
		00000	47-4553619				Landmark Medical of California, PC	CA	NIA	Physician(s) Owned	Influence	0.000	UnitedHealth Group Incorporated	NO	1
		00000	37-2295301				Landmark Medical of Connecticut, PC	CT	NIA	Physician(s) Owned	Influence	0.000	UnitedHealth Group Incorporated	NO	1
		00000	85-0838149				Landmark Medical of Florida, P.A.	FL	NIA	Physician(s) Owned	Influence	0.000	UnitedHealth Group Incorporated	NO	1
		00000	92-0496439				Landmark Medical of Idaho, PC	ID	NIA	Physician(s) Owned	Influence	0.000	UnitedHealth Group Incorporated	NO	1
		00000	82-4633545				Landmark Medical of Kansas, P.A.	KS	NIA	Physician(s) Owned	Influence	0.000	UnitedHealth Group Incorporated	NO	1
		00000	82-4881602				Landmark Medical of Kentucky, P.S.C.	KY	NIA	Physician(s) Owned	Influence	0.000	UnitedHealth Group Incorporated	NO	1
		00000	82-4881732				Landmark Medical of Louisiana, a Professional Corporation	LA	NIA	Physician(s) Owned	Influence	0.000	UnitedHealth Group Incorporated	NO	1
		00000	81-5364097				Landmark Medical of Massachusetts, PLLC	MA	NIA	Physician(s) Owned	Influence	0.000	UnitedHealth Group Incorporated	NO	1
		00000	86-3599871				Landmark Medical of Michigan, P.C.	MI	NIA	Physician(s) Owned	Influence	0.000	UnitedHealth Group Incorporated	NO	1
		00000	82-5084178				Landmark Medical of Mississippi, P.C.	MS	NIA	Physician(s) Owned	Influence	0.000	UnitedHealth Group Incorporated	NO	1
		00000	82-4857713				Landmark Medical of Missouri, P.C.	MO	NIA	Physician(s) Owned	Influence	0.000	UnitedHealth Group Incorporated	NO	1
		00000	85-1174070				Landmark Medical of New Hampshire, P.C.	NH	NIA	Physician(s) Owned	Influence	0.000	UnitedHealth Group Incorporated	NO	1
		00000	82-4256752				Landmark Medical of North Carolina, P.C.	NC	NIA	Physician(s) Owned	Influence	0.000	UnitedHealth Group Incorporated	NO	1
		00000	82-4864947				Landmark Medical of Ohio, Professional Corporation	OH	NIA	Physician(s) Owned	Influence	0.000	UnitedHealth Group Incorporated	NO	1
		00000	47-2926188				Landmark Medical of Oregon, P.C.	OR	NIA	Physician(s) Owned	Influence	0.000	UnitedHealth Group Incorporated	NO	1
		00000	81-1605378				Landmark Medical of Pennsylvania, PC	PA	NIA	Physician(s) Owned	Influence	0.000	UnitedHealth Group Incorporated	NO	1
		00000	84-2830065				Landmark Medical of Rhode Island, PC	RI	NIA	Physician(s) Owned	Influence	0.000	UnitedHealth Group Incorporated	NO	1
		00000	30-1288593				Landmark Medical of Tennessee, PC	TN	NIA	Physician(s) Owned	Influence	0.000	UnitedHealth Group Incorporated	NO	1
		00000	83-2296389				Landmark Medical of Texas, PA	TX	NIA	Physician(s) Owned	Influence	0.000	UnitedHealth Group Incorporated	NO	1
		00000	84-2660339				Landmark Medical of Utah, PC	UT	NIA	Physician(s) Owned	Influence	0.000	UnitedHealth Group Incorporated	NO	1
		00000	85-0839774				Landmark Medical of Virginia, P.C.	VA	NIA	Physician(s) Owned	Influence	0.000	UnitedHealth Group Incorporated	NO	1
		00000	47-3028655				Landmark Medical of Washington, PC	WA	NIA	Physician(s) Owned	Influence	0.000	UnitedHealth Group Incorporated	NO	1
		00000	47-1588943				Landmark Medical, P.C.	NY	NIA	Physician(s) Owned	Influence	0.000	UnitedHealth Group Incorporated	NO	1
		00000	32-0446592				Landmark MSO, LLC	DE	NIA	Laser Acquisition Holdings III, LLC	Ownership	100.000	UnitedHealth Group Incorporated	NO	
		00000	85-3189716				Landmark Primary Care, LLC	DE	NIA	Laser Acquisition Holdings III, LLC	Ownership	100.000	UnitedHealth Group Incorporated	NO	
		00000	82-5128887				Laser Acquisition Holdings III, LLC	DE	NIA	OptumHealth Holdings, LLC	Ownership	75.000	UnitedHealth Group Incorporated	NO	
		00000	82-5128887				Laser Acquisition Holdings III, LLC	DE	NIA	Optum Global Solutions International B.V.	Ownership	25.000	UnitedHealth Group Incorporated	NO	
		00000	01-0676737				Laurus Healthcare GP, LLC	TX	NIA	NOP Healthcare Holdings, Inc.	Ownership	100.000	UnitedHealth Group Incorporated	NO	
		00000	16-1626542				Laurus Healthcare Management Company	TX	NIA	Laurus Healthcare, L.P.	Ownership	100.000	UnitedHealth Group Incorporated	NO	
		00000	01-0676740				Laurus Healthcare, L.P.	TX	NIA	Laurus Healthcare GP, LLC	Ownership	1.000	UnitedHealth Group Incorporated	NO	
		00000	01-0676740				Laurus Healthcare, L.P.	TX	NIA	NOP Healthcare Holdings, Inc.	Ownership	99.000	UnitedHealth Group Incorporated	NO	
		00000	68-0582953				Laurus High Plains Surgery Center, LP	TX	NIA	Laurus Healthcare, L.P.	Ownership	100.000	UnitedHealth Group Incorporated	NO	
		00000	81-3732334				LDI Holding Company, LLC	DE	NIA	Diplomat Pharmacy, Inc.	Ownership	100.000	UnitedHealth Group Incorporated	NO	
		00000	20-1257620				Leaf River Home Health Care, LLC	MS	NIA	Mississippi Health Care Group, LLC	Ownership	100.000	UnitedHealth Group Incorporated	NO	
		00000	81-3741657				Leehar Distributors, LLC	DE	NIA	LDI Holding Company, LLC	Ownership	100.000	UnitedHealth Group Incorporated	NO	
		00000	82-3130872				Level2 Health Management, LLC	DE	NIA	UnitedHealthcare, Inc.	Ownership	100.000	UnitedHealth Group Incorporated	NO	
		00000	87-2684015				Level2 Medical Services, P.A.	NJ	NIA	Physician(s) Owned	Influence	0.000	UnitedHealth Group Incorporated	NO	1
		00000	84-5003916				Level2 Medical Services, P.A.	DE	NIA	Physician(s) Owned	Influence	0.000	UnitedHealth Group Incorporated	NO	1
		00000	92-1153396				Level2 Medical Services, P.C.	CA	NIA	Physician(s) Owned	Influence	0.000	UnitedHealth Group Incorporated	NO	1
		00000	87-0989804				Level2 Medical Services, P.C.	UT	NIA	Physician(s) Owned	Influence	0.000	UnitedHealth Group Incorporated	NO	1
		00000	87-2600511				Level2 Medical Services, P.C.	AK	NIA	Physician(s) Owned	Influence	0.000	UnitedHealth Group Incorporated	NO	1
		00000	61-1028180				Lexington Surgery Center, Ltd.	KY	NIA	Surgery Center of Lexington, LLC	Ownership	72.500	UnitedHealth Group Incorporated	NO	2

16.27

STATEMENT AS OF MARCH 31, 2026 OF THE UNITEDHEALTHCARE OF THE MIDLANDS, INC.

SCHEDULE Y
PART 1A - DETAILS OF INSURANCE HOLDING COMPANY SYSTEM

1	2	3	4	5	6	7	8	9	10	11	12	13	14	15	16
Group Code	Group Name	NAIC Company Code	ID Number	Federal RSSD	CIK	Name of Securities Exchange if Publicly Traded (U.S. or International)	Names of Parent, Subsidiaries Or Affiliates	Domiciliary Location	Relationship to Reporting Entity	Directly Controlled by (Name of Entity/Person)	Type of Control (Ownership, Board, Management, Attorney-in-Fact, Influence, Other)	If Control is Ownership Provide Percentage	Ultimate Controlling Entity(ies)/Person(s)	Is an SCA Filing Required? (Yes/No)	*
		00000	36-3468942				LGH-A/Golf ASTC, L.L.C.	IL	NIA	Advocate-SCA Partners, LLC	Ownership	49.000	UnitedHealth Group Incorporated	NO	2
		00000	93-2898181				LHC California Home Health I, LLC	DE	NIA	California Health Care Group, LLC	Ownership	100.000	UnitedHealth Group Incorporated	NO	
		00000	86-2405954				LHC Group Health Clinic, LLC	LA	NIA	Louisiana Health Care Group, L.L.C.	Ownership	100.000	UnitedHealth Group Incorporated	NO	
		00000	81-2871053				LHC Group Pharmaceutical Services II, LLC	LA	NIA	LHC Group, Inc.	Ownership	100.000	UnitedHealth Group Incorporated	NO	
		00000	81-5023883				LHC Group Pharmaceutical Services III, LLC	LA	NIA	LHC Group, Inc.	Ownership	100.000	UnitedHealth Group Incorporated	NO	
		00000	84-4689378				LHC Group Recruiting & Training Center, LLC	DE	NIA	LHC Group, Inc.	Ownership	100.000	UnitedHealth Group Incorporated	NO	
		00000	71-0918189				LHC Group, Inc.	DE	NIA	UnitedHealth Group Incorporated	Ownership	100.000	UnitedHealth Group Incorporated	NO	
		00000	20-3840328				LHC Health Care Group of Florida, LLC	FL	NIA	LHC Group, Inc.	Ownership	100.000	UnitedHealth Group Incorporated	NO	
		00000					LHC Home Health Care Group of Michigan, LLC	MI	NIA	LHC Group, Inc.	Ownership	100.000	UnitedHealth Group Incorporated	NO	
		00000	51-0588604				LHC HomeCare - Lifeline, LLC	KY	NIA	LHC Group, Inc.	Ownership	100.000	UnitedHealth Group Incorporated	NO	
		00000	26-3042468				LHC HomeCare of West Virginia, LLC	WV	NIA	West Virginia Health Care Group, LLC	Ownership	100.000	UnitedHealth Group Incorporated	NO	
		00000	93-3359035				LHC Loveland Home Health I, LLC	DE	NIA	Colorado Health Care Group, LLC	Ownership	100.000	UnitedHealth Group Incorporated	NO	
		00000	99-2735771				LHC Lufkin Home Health I, LLC	TX	NIA	Southwest Post-Acute Care Partnership, LLC	Ownership	100.000	UnitedHealth Group Incorporated	NO	
		00000	99-4539287				LHC Miami Home Health, LLC	DE	NIA	LHC Health Care Group of Florida, LLC	Ownership	100.000	UnitedHealth Group Incorporated	NO	
		00000	99-2735959				LHC Onalaska Home Health I, LLC	TX	NIA	Southwest Post-Acute Care Partnership, LLC	Ownership	100.000	UnitedHealth Group Incorporated	NO	
		00000	47-5289323				LHC Physician Services, LLC	LA	NIA	LHC Group, Inc.	Ownership	100.000	UnitedHealth Group Incorporated	NO	
		00000	20-8308248				LHC Real Estate I, LLC	LA	NIA	LHC Group, Inc.	Ownership	100.000	UnitedHealth Group Incorporated	NO	
		00000	47-4185991				LHC Real Estate II, LLC	LA	NIA	LHC Group, Inc.	Ownership	100.000	UnitedHealth Group Incorporated	NO	
		00000	82-1229536				LHCG C, LLC	MS	NIA	LHCG LXXXVIII, LLC	Ownership	100.000	UnitedHealth Group Incorporated	NO	
		00000	87-1012762				LHCG CC1, LLC	VA	NIA	Virginia Health Care Group, LLC	Ownership	100.000	UnitedHealth Group Incorporated	NO	
		00000	86-3803711				LHCG CC11, LLC	AZ	NIA	Arizona Health Care Group, LLC	Ownership	100.000	UnitedHealth Group Incorporated	NO	
		00000	87-0969466				LHCG CC111, LLC	LA	NIA	Southwest Post-Acute Care Partnership, LLC	Ownership	100.000	UnitedHealth Group Incorporated	NO	
		00000	87-2102125				LHCG CC14, LLC	VA	NIA	Virginia Health Care Group, LLC	Ownership	100.000	UnitedHealth Group Incorporated	NO	
		00000	88-3216389				LHCG CC1X, LLC	NJ	NIA	New Jersey Health Care Group, LLC	Ownership	100.000	UnitedHealth Group Incorporated	NO	
		00000	87-1462016				LHCG CCV, LLC	LA	NIA	Louisiana Health Care Group, L.L.C.	Ownership	100.000	UnitedHealth Group Incorporated	NO	
		00000	87-2061014				LHCG CCVI, LLC	AL	NIA	Alabama Health Care Group, LLC	Ownership	100.000	UnitedHealth Group Incorporated	NO	
		00000	87-1639987				LHCG CCVII, LLC	OH	NIA	Ohio Health Care Group, LLC	Ownership	100.000	UnitedHealth Group Incorporated	NO	
		00000	87-1640079				LHCG CCVIII, LLC	OH	NIA	Ohio Health Care Group, LLC	Ownership	100.000	UnitedHealth Group Incorporated	NO	
		00000	87-2695298				LHCG CCX, LLC	FL	NIA	LHC Health Care Group of Florida, LLC	Ownership	100.000	UnitedHealth Group Incorporated	NO	
		00000	87-3086258				LHCG CCXI, LLC	NJ	NIA	New Jersey Health Care Group, LLC	Ownership	100.000	UnitedHealth Group Incorporated	NO	
		00000					LHCG CCXI1, LLC	NJ	NIA	New Jersey Health Care Group, LLC	Ownership	100.000	UnitedHealth Group Incorporated	NO	
		00000	87-3155545				LHCG CCXIII, LLC	LA	NIA	Southwest Post-Acute Care Partnership, LLC	Ownership	100.000	UnitedHealth Group Incorporated	NO	
		00000	87-3076026				LHCG CCXIV, LLC	RI	NIA	Tennessee Health Care Group, LLC	Ownership	100.000	UnitedHealth Group Incorporated	NO	
		00000	87-4106973				LHCG CCXV, LLC	NJ	NIA	New Jersey Health Care Group, LLC	Ownership	100.000	UnitedHealth Group Incorporated	NO	
		00000	88-0582397				LHCG CCXVI, LLC	LA	NIA	Southwest Post-Acute Care Partnership, LLC	Ownership	100.000	UnitedHealth Group Incorporated	NO	
		00000	88-2549028				LHCG CCXVII, LLC	NJ	NIA	New Jersey Health Care Group, LLC	Ownership	100.000	UnitedHealth Group Incorporated	NO	
		00000	88-4310496				LHCG CCXVIII, LLC	NJ	NIA	New Jersey Health Care Group, LLC	Ownership	100.000	UnitedHealth Group Incorporated	NO	
		00000	88-0998942				LHCG CCXXII, LLC	GA	NIA	Southern Georgia Partnership, LLC	Ownership	100.000	UnitedHealth Group Incorporated	NO	
		00000					LHCG CCXXIII, LLC	LA	NIA	Louisiana Health Care Group, L.L.C.	Ownership	100.000	UnitedHealth Group Incorporated	NO	
		00000	88-3537696				LHCG CCXXIV, LLC	MD	NIA	Maryland Intermediary-I, LLC	Ownership	100.000	UnitedHealth Group Incorporated	NO	
		00000	88-3537979				LHCG CCXXV, LLC	MD	NIA	Maryland Intermediary-III, LLC	Ownership	100.000	UnitedHealth Group Incorporated	NO	
		00000	92-0578697				LHCG CCXXX, LLC	TN	NIA	West Tennessee HomeCare, LLC	Ownership	100.000	UnitedHealth Group Incorporated	NO	
		00000	92-1741428				LHCG CCXXXI, LLC	DE	NIA	Delaware Health Care Group, LLC	Ownership	100.000	UnitedHealth Group Incorporated	NO	

16.28

STATEMENT AS OF MARCH 31, 2026 OF THE UNITEDHEALTHCARE OF THE MIDLANDS, INC.

SCHEDULE Y
PART 1A - DETAILS OF INSURANCE HOLDING COMPANY SYSTEM

1	2	3	4	5	6	7	8	9	10	11	12	13	14	15	16
Group Code	Group Name	NAIC Company Code	ID Number	Federal RSSD	CIK	Name of Securities Exchange if Publicly Traded (U.S. or International)	Names of Parent, Subsidiaries Or Affiliates	Domiciliary Location	Relationship to Reporting Entity	Directly Controlled by (Name of Entity/Person)	Type of Control (Ownership, Board, Management, Attorney-in-Fact, Influence, Other)	If Control is Ownership Provide Percentage	Ultimate Controlling Entity(ies)/Person(s)	Is an SCA Filing Required? (Yes/No)	*
		00000	92-3591019				LHCG C0XXX111, LLC	TX	NIA	Southwest Post-Acute Care Partnership, LLC	Ownership	100.000	UnitedHealth Group Incorporated	NO	
		00000	92-3828235				LHCG C0XXXV, LLC	TX	NIA	Texas Health Care Group, L.L.C.	Ownership	100.000	UnitedHealth Group Incorporated	NO	
		00000	82-1487800				LHCG C11, LLC	AR	NIA	Arkansas Health Care Group, LLC	Ownership	100.000	UnitedHealth Group Incorporated	NO	
		00000	82-1639945				LHCG C1V, LLC	AR	NIA	Arkansas Health Care Group, LLC	Ownership	100.000	UnitedHealth Group Incorporated	NO	
		00000	82-2084222				LHCG C1X, LLC	LA	NIA	Southwest Post-Acute Care Partnership, LLC	Ownership	100.000	UnitedHealth Group Incorporated	NO	
		00000	84-2121644				LHCG CL, LLC	MD	NIA	Maryland Health Care Group, LLC	Ownership	100.000	UnitedHealth Group Incorporated	NO	
		00000	85-1221268				LHCG CL1, LLC	TX	NIA	Southwest Post-Acute Care Partnership, LLC	Ownership	100.000	UnitedHealth Group Incorporated	NO	
		00000	84-3325549				LHCG CL11, LLC	NV	NIA	Nevada Health Care Group, LLC	Ownership	100.000	UnitedHealth Group Incorporated	NO	
		00000	84-4776234				LHCG CL111, LLC	FL	NIA	Central Florida Partnership, LLC	Ownership	100.000	UnitedHealth Group Incorporated	NO	
		00000	84-4776384				LHCG CL1V, LLC	FL	NIA	Central Florida Partnership, LLC	Ownership	100.000	UnitedHealth Group Incorporated	NO	
		00000	84-4829877				LHCG CL1X, LLC	TX	NIA	Texas Health Care Group, L.L.C.	Ownership	100.000	UnitedHealth Group Incorporated	NO	
		00000	84-4829979				LHCG CLV, LLC	FL	NIA	Central Florida Partnership, LLC	Ownership	100.000	UnitedHealth Group Incorporated	NO	
		00000	85-0778549				LHCG CLVI, LLC	FL	NIA	Central Florida Partnership, LLC	Ownership	100.000	UnitedHealth Group Incorporated	NO	
		00000	84-4811662				LHCG CLV11, LLC	FL	NIA	Central Florida Partnership, LLC	Ownership	100.000	UnitedHealth Group Incorporated	NO	
		00000	85-0792455				LHCG CLV111, LLC	GA	NIA	Georgia Health Care Group, L.L.C.	Ownership	100.000	UnitedHealth Group Incorporated	NO	
		00000	85-2210023				LHCG CLX, LLC	FL	NIA	Central Florida Partnership, LLC	Ownership	100.000	UnitedHealth Group Incorporated	NO	
		00000	85-1724529				LHCG CLX11, LLC	TN	NIA	LHCG LXXXVIII, LLC	Ownership	100.000	UnitedHealth Group Incorporated	NO	
		00000	85-2474241				LHCG CLX111, LLC	CO	NIA	Colorado Health Care Group, LLC	Ownership	100.000	UnitedHealth Group Incorporated	NO	
		00000	85-4059504				LHCG CLX1V, LLC	GA	NIA	Georgia Health Care Group, L.L.C.	Ownership	100.000	UnitedHealth Group Incorporated	NO	
		00000	85-3678555				LHCG CLX1V1, LLC	AR	NIA	Arkansas Health Care Group, LLC	Ownership	100.000	UnitedHealth Group Incorporated	NO	
		00000	85-3439557				LHCG CLX1V11, LLC	AR	NIA	Arkansas Health Care Group, LLC	Ownership	100.000	UnitedHealth Group Incorporated	NO	
		00000	85-3371141				LHCG CLXX, LLC	OK	NIA	Oklahoma Health Care Group, LLC	Ownership	100.000	UnitedHealth Group Incorporated	NO	
		00000	85-3371400				LHCG CLXX1, LLC	AZ	NIA	Arizona Health Care Group, LLC	Ownership	100.000	UnitedHealth Group Incorporated	NO	
		00000	85-3597496				LHCG CLXX11, LLC	AZ	NIA	Arizona Health Care Group, LLC	Ownership	100.000	UnitedHealth Group Incorporated	NO	
		00000	85-3597612				LHCG CLXX111, LLC	WY	NIA	Wyoming Health Care Group, LLC	Ownership	100.000	UnitedHealth Group Incorporated	NO	
		00000	85-3788593				LHCG CLXXIV, LLC	WY	NIA	Wyoming Health Care Group, LLC	Ownership	100.000	UnitedHealth Group Incorporated	NO	
		00000	85-3597859				LHCG CLXXIX, LLC	NC	NIA	North Carolina Health Care Group, LLC	Ownership	100.000	UnitedHealth Group Incorporated	NO	
		00000	85-3598017				LHCG CLXXV, LLC	WY	NIA	Wyoming Health Care Group, LLC	Ownership	100.000	UnitedHealth Group Incorporated	NO	
		00000	85-3620785				LHCG CLXXV1, LLC	WY	NIA	Wyoming Health Care Group, LLC	Ownership	100.000	UnitedHealth Group Incorporated	NO	
		00000	85-3821349				LHCG CLXXV11, LLC	WY	NIA	Wyoming Health Care Group, LLC	Ownership	100.000	UnitedHealth Group Incorporated	NO	
		00000	85-3844534				LHCG CLXXX, LLC	AK	NIA	LHC Group, Inc.	Ownership	100.000	UnitedHealth Group Incorporated	NO	
		00000	85-3844569				LHCG CLXXX1, LLC	AK	NIA	LHC Group, Inc.	Ownership	100.000	UnitedHealth Group Incorporated	NO	
		00000	86-1418678				LHCG CLXXX1X, LLC	RI	NIA	Rhode Island Health Care Group, LLC	Ownership	100.000	UnitedHealth Group Incorporated	NO	
		00000	85-3845250				LHCG CLXXXV, LLC	WA	NIA	Washington Health Care Group, LLC	Ownership	100.000	UnitedHealth Group Incorporated	NO	
		00000	85-3864696				LHCG CLXXXVI, LLC	WA	NIA	Washington Health Care Group, LLC	Ownership	100.000	UnitedHealth Group Incorporated	NO	
		00000	82-1661632				LHCG CLXXXVIII, LLC	CO	NIA	Colorado Health Care Group, LLC	Ownership	100.000	UnitedHealth Group Incorporated	NO	
		00000	82-1661632				LHCG CV, LLC	AR	NIA	Arkansas Health Care Group, LLC	Ownership	100.000	UnitedHealth Group Incorporated	NO	
		00000	82-2020284				LHCG CV1, LLC	LA	NIA	Southwest Post-Acute Care Partnership, LLC	Ownership	100.000	UnitedHealth Group Incorporated	NO	
		00000	82-2044952				LHCG CV11, LLC	LA	NIA	Southwest Post-Acute Care Partnership, LLC	Ownership	100.000	UnitedHealth Group Incorporated	NO	
		00000	82-1666299				LHCG CV111, LLC	LA	NIA	Southwest Post-Acute Care Partnership, LLC	Ownership	100.000	UnitedHealth Group Incorporated	NO	
		00000	82-2098229				LHCG CX, LLC	LA	NIA	Southwest Post-Acute Care Partnership, LLC	Ownership	100.000	UnitedHealth Group Incorporated	NO	

16.29

STATEMENT AS OF MARCH 31, 2026 OF THE UNITEDHEALTHCARE OF THE MIDLANDS, INC.

SCHEDULE Y
PART 1A - DETAILS OF INSURANCE HOLDING COMPANY SYSTEM

1	2	3	4	5	6	7	8	9	10	11	12	13	14	15	16
Group Code	Group Name	NAIC Company Code	ID Number	Federal RSSD	CIK	Name of Securities Exchange if Publicly Traded (U.S. or International)	Names of Parent, Subsidiaries Or Affiliates	Domiciliary Location	Relationship to Reporting Entity	Directly Controlled by (Name of Entity/Person)	Type of Control (Ownership, Board, Management, Attorney-in-Fact, Influence, Other)	If Control is Ownership Provide Percentage	Ultimate Controlling Entity(ies)/Person(s)	Is an SCA Filing Required? (Yes/No)	*
		00000	86-1394064				LHCG CXG, LLC	.. TN NIA	LHCG LXXXVIII, LLC	Ownership.....	100.000	UnitedHealth Group Incorporated	.. NO	
		00000	86-2876981				LHCG CXCI, LLC	.. MO NIA	LHCG CXXXIII, LLC	Ownership.....	100.000	UnitedHealth Group Incorporated	.. NO	
		00000	86-2320979				LHCG CXCI, LLC	.. MA NIA	Massachusetts Health Care Group, LLC	Ownership.....	100.000	UnitedHealth Group Incorporated	.. NO	
		00000	86-2900948				LHCG CXCI, LLC	.. TX NIA	Texas Health Care Group, L.L.C.	Ownership.....	100.000	UnitedHealth Group Incorporated	.. NO	
		00000	86-2947633				LHCG CXCI, LLC	.. TX NIA	Texas Health Care Group, L.L.C.	Ownership.....	100.000	UnitedHealth Group Incorporated	.. NO	
		00000	87-0821919				LHCG CXCI, LLC	.. VA NIA	Virginia Health Care Group, LLC	Ownership.....	100.000	UnitedHealth Group Incorporated	.. NO	
		00000	86-3319565				LHCG CXCV, LLC	.. MS NIA	Mississippi Health Care Group, LLC	Ownership.....	100.000	UnitedHealth Group Incorporated	.. NO	
		00000	86-3803591				LHCG CXCV, LLC	.. AZ NIA	Arizona Health Care Group, LLC	Ownership.....	100.000	UnitedHealth Group Incorporated	.. NO	
		00000	86-3859120				LHCG CXCV, LLC	.. IN NIA	Indiana Health Care Group, LLC	Ownership.....	100.000	UnitedHealth Group Incorporated	.. NO	
		00000	87-0821493				LHCG CXCVIII, LLC	.. VA NIA	Virginia Health Care Group, LLC Southwest Post-Acute Care Partnership, LLC	Ownership.....	100.000	UnitedHealth Group Incorporated	.. NO	
		00000	82-2140184				LHCG CXI, LLC	.. TX NIA	Southwest Post-Acute Care Partnership, LLC	Ownership.....	100.000	UnitedHealth Group Incorporated	.. NO	
		00000	82-2146037				LHCG CXII, LLC	.. TX NIA	Southwest Post-Acute Care Partnership, LLC	Ownership.....	100.000	UnitedHealth Group Incorporated	.. NO	
		00000	82-2159030				LHCG CXIII, LLC	.. TX NIA	Southwest Post-Acute Care Partnership, LLC	Ownership.....	100.000	UnitedHealth Group Incorporated	.. NO	
		00000	82-2174970				LHCG CXIV, LLC	.. TX NIA	Southwest Post-Acute Care Partnership, LLC	Ownership.....	100.000	UnitedHealth Group Incorporated	.. NO	
		00000	83-3146056				LHCG CXL, LLC	.. PA NIA	Keystone Healthcare Partnership, LLC	Ownership.....	100.000	UnitedHealth Group Incorporated	.. NO	
		00000	83-3187481				LHCG CXL, LLC	.. PA NIA	Keystone Healthcare Partnership, LLC	Ownership.....	100.000	UnitedHealth Group Incorporated	.. NO	
		00000	83-3233710				LHCG CXLII, LLC	.. PA NIA	Keystone Healthcare Partnership, LLC	Ownership.....	100.000	UnitedHealth Group Incorporated	.. NO	
		00000	83-3565916				LHCG CXLIII, LLC	.. PA NIA	Keystone Healthcare Partnership, LLC	Ownership.....	100.000	UnitedHealth Group Incorporated	.. NO	
		00000	83-3472384				LHCG CXLIV, LLC	.. NJ NIA	New Jersey Health Care Group, LLC	Ownership.....	100.000	UnitedHealth Group Incorporated	.. NO	
		00000	84-2108475				LHCG CXLIX, LLC	.. MD NIA	Maryland Intermediary-II, LLC	Ownership.....	100.000	UnitedHealth Group Incorporated	.. NO	
		00000	83-3452180				LHCG CXLV, LLC	.. NJ NIA	New Jersey Health Care Group, LLC	Ownership.....	100.000	UnitedHealth Group Incorporated	.. NO	
		00000	83-4387481				LHCG CXLVI, LLC	.. MO NIA	LHCG CXXXIII, LLC	Ownership.....	100.000	UnitedHealth Group Incorporated	.. NO	
		00000	83-4414219				LHCG CXLVII, LLC	.. MO NIA	LHCG CXXXIII, LLC	Ownership.....	100.000	UnitedHealth Group Incorporated	.. NO	
		00000	83-4482875				LHCG CXLVIII, LLC	.. MO NIA	LHCG CXXXIII, LLC	Ownership.....	100.000	UnitedHealth Group Incorporated	.. NO	
		00000	82-2187727				LHCG CXV, LLC	.. TX NIA	Southwest Post-Acute Care Partnership, LLC	Ownership.....	100.000	UnitedHealth Group Incorporated	.. NO	
		00000	82-2206275				LHCG CXVI, LLC	.. TX NIA	Southwest Post-Acute Care Partnership, LLC	Ownership.....	100.000	UnitedHealth Group Incorporated	.. NO	
		00000	82-2217874				LHCG CXVII, LLC	.. TX NIA	Southwest Post-Acute Care Partnership, LLC	Ownership.....	100.000	UnitedHealth Group Incorporated	.. NO	
		00000	82-2244399				LHCG CXXII, LLC	.. TX NIA	Southwest Post-Acute Care Partnership, LLC	Ownership.....	100.000	UnitedHealth Group Incorporated	.. NO	
		00000	82-2301047				LHCG CXXIII, LLC	.. GA NIA	Southwest Post-Acute Care Partnership, LLC	Ownership.....	100.000	UnitedHealth Group Incorporated	.. NO	
		00000	82-2261569				LHCG CXXIV, LLC	.. TX NIA	Southwest Post-Acute Care Partnership, LLC	Ownership.....	100.000	UnitedHealth Group Incorporated	.. NO	
		00000	82-2441720				LHCG CXXV, LLC	.. AR NIA	Southwest Arkansas HomeCare, LLC	Ownership.....	100.000	UnitedHealth Group Incorporated	.. NO	
		00000	32-0533814				LHCG CXXVI, LLC	.. LA NIA	LHCG XLIII, LLC	Ownership.....	100.000	UnitedHealth Group Incorporated	.. NO	
		00000	30-0993916				LHCG CXXVII, LLC	.. VA NIA	Virginia In-Home Partner-II, LLC	Ownership.....	100.000	UnitedHealth Group Incorporated	.. NO	
		00000	82-1984772				LHCG CXXVIII, LLC	.. AL NIA	Alabama Health Care Group, LLC Southwest Post-Acute Care Partnership, LLC	Ownership.....	100.000	UnitedHealth Group Incorporated	.. NO	
		00000	82-2276690				LHCG CXXX, LLC	.. TX NIA	Southwest Post-Acute Care Partnership, LLC	Ownership.....	100.000	UnitedHealth Group Incorporated	.. NO	
		00000	82-2469676				LHCG CXXXI, LLC	.. TX NIA	LHCG CXVII, LLC	Ownership.....	100.000	UnitedHealth Group Incorporated	.. NO	
		00000	35-2605467				LHCG CXXXIV, LLC	.. TN NIA	Tennessee Health Care Group, LLC	Ownership.....	100.000	UnitedHealth Group Incorporated	.. NO	
		00000	82-5174891				LHCG CXXXIX, LLC	.. NV NIA	Nevada Health Care Group, LLC	Ownership.....	75.000	UnitedHealth Group Incorporated	.. NO	
		00000	38-4049205				LHCG CXXXVI, LLC	.. TN NIA	LHCG CXXXIV, LLC	Ownership.....	100.000	UnitedHealth Group Incorporated	.. NO	

16:30

STATEMENT AS OF MARCH 31, 2026 OF THE UNITEDHEALTHCARE OF THE MIDLANDS, INC.

SCHEDULE Y
PART 1A - DETAILS OF INSURANCE HOLDING COMPANY SYSTEM

1	2	3	4	5	6	7	8	9	10	11	12	13	14	15	16
Group Code	Group Name	NAIC Company Code	ID Number	Federal RSSD	CIK	Name of Securities Exchange if Publicly Traded (U.S. or International)	Names of Parent, Subsidiaries Or Affiliates	Domiciliary Location	Relationship to Reporting Entity	Directly Controlled by (Name of Entity/Person)	Type of Control (Ownership, Board, Management, Attorney-in-Fact, Influence, Other)	If Control is Ownership Provide Percentage	Ultimate Controlling Entity(ies)/Person(s)	Is an SCA Filing Required? (Yes/No)	*
00000		00000	38-4052246				LHCG CXXXVII, LLC	TX	NIA	LHCG XXXIII, LLC	Ownership	100.000	UnitedHealth Group Incorporated	NO	
00000		00000	82-4394415				LHCG CXXXVIII, LLC	NV	NIA	LHCG CXXXIX, LLC	Ownership	100.000	UnitedHealth Group Incorporated	NO	
00000		00000	32-0565293				LHCG CXXXI, LLC	AR	NIA	Northeast Arkansas Partnership, LLC	Ownership	100.000	UnitedHealth Group Incorporated	NO	
00000		00000	83-2810275				LHCG CXXXII, LLC	AR	NIA	Northeast Arkansas Partnership, LLC	Ownership	100.000	UnitedHealth Group Incorporated	NO	
00000		00000	83-0681232				LHCG CXXXIII, LLC	MO	NIA	Missouri Health Care Group, LLC	Ownership	80.000	UnitedHealth Group Incorporated	NO	
00000		00000	38-4085343				LHCG CXXXIV, LLC	NV	NIA	LHCG CXXXIX, LLC	Ownership	100.000	UnitedHealth Group Incorporated	NO	
00000		00000	83-3292266				LHCG CXXXV, LLC	DC	NIA	Washington D.C. Health Care Group, LLC	Ownership	100.000	UnitedHealth Group Incorporated	NO	
00000		00000					LHCG CXXXVI, LLC	NC	NIA	North Carolina Health Care Group, LLC	Ownership	100.000	UnitedHealth Group Incorporated	NO	
00000		00000	35-2503790				LHCG L, LLC	NC	NIA	North Carolina Health Care Group, LLC	Ownership	100.000	UnitedHealth Group Incorporated	NO	
00000		00000	47-1144980				LHCG LIX, LLC	RI	NIA	Rhode Island Health Care Group, LLC	Ownership	100.000	UnitedHealth Group Incorporated	NO	
00000		00000	47-1246146				LHCG LVI, LLC	AZ	NIA	Arizona Health Care Group, LLC	Ownership	100.000	UnitedHealth Group Incorporated	NO	
00000		00000	47-1247286				LHCG LVII, LLC	CO	NIA	Colorado Health Care Group, LLC	Ownership	100.000	UnitedHealth Group Incorporated	NO	
00000		00000	47-1271229				LHCG LVIII, LLC	MA	NIA	Massachusetts Health Care Group, LLC	Ownership	100.000	UnitedHealth Group Incorporated	NO	
00000		00000	47-1146759				LHCG LX, LLC	UT	NIA	Utah Health Care Group, LLC	Ownership	100.000	UnitedHealth Group Incorporated	NO	
00000		00000	61-1739528				LHCG LXIII, LLC	WA	NIA	Washington Health Care Group, LLC	Ownership	100.000	UnitedHealth Group Incorporated	NO	
00000		00000	47-1817080				LHCG LXIV, LLC	AL	NIA	Southeast Alabama HomeCare, LLC	Ownership	80.000	UnitedHealth Group Incorporated	NO	
00000		00000	47-5422639				LHCG LXIX, LLC	MO	NIA	Missouri Health Care Group, LLC	Ownership	100.000	UnitedHealth Group Incorporated	NO	
00000		00000	47-4283509				LHCG LXVII, LLC	LA	NIA	Louisiana Health Care Group, L.L.C.	Ownership	67.000	UnitedHealth Group Incorporated	NO	
00000		00000	47-4518424				LHCG LXVIII, LLC	AR	NIA	Arkansas Health Care Group, LLC	Ownership	100.000	UnitedHealth Group Incorporated	NO	
00000		00000	47-5067719				LHCG LXX, LLC	KY	NIA	Kentucky Health Care Group, LLC	Ownership	100.000	UnitedHealth Group Incorporated	NO	
00000		00000	47-5393382				LHCG LXXI, LLC	KY	NIA	Kentucky Health Care Group, LLC	Ownership	100.000	UnitedHealth Group Incorporated	NO	
00000		00000	47-5634097				LHCG LXXII, LLC	LA	NIA	Louisiana Health Care Group, L.L.C.	Ownership	100.000	UnitedHealth Group Incorporated	NO	
00000		00000					LHCG LXXIII, LLC	OR	NIA	Oregon Health Care Group, LLC	Ownership	100.000	UnitedHealth Group Incorporated	NO	
00000		00000	81-1105754				LHCG LXXIV, LLC	GA	NIA	Georgia Health Care Group, L.L.C.	Ownership	100.000	UnitedHealth Group Incorporated	NO	
00000		00000	81-1236953				LHCG LXXIX, LLC	AL	NIA	Alabama Health Care Group, LLC	Ownership	100.000	UnitedHealth Group Incorporated	NO	
00000		00000					LHCG LXXV, LLC	GA	NIA	Georgia Health Care Group, L.L.C.	Ownership	100.000	UnitedHealth Group Incorporated	NO	
00000		00000	81-1091347				LHCG LXXVI, LLC	LA	NIA	Louisiana Health Care Group, L.L.C.	Ownership	100.000	UnitedHealth Group Incorporated	NO	
00000		00000	35-2553180				LHCG LXXVII, LLC	AZ	NIA	Arizona Health Care Group, LLC	Ownership	75.000	UnitedHealth Group Incorporated	NO	
00000		00000	81-3720770				LHCG LXXVIII, LLC	LA	NIA	Louisiana Health Care Group, L.L.C.	Ownership	90.000	UnitedHealth Group Incorporated	NO	
00000		00000					LHCG LXXX, LLC	VA	NIA	Virginia Health Care Group, LLC	Ownership	100.000	UnitedHealth Group Incorporated	NO	
00000		00000	61-1788793				LHCG LXXXII, LLC	FL	NIA	LHC Health Care Group of Florida, LLC	Ownership	75.000	UnitedHealth Group Incorporated	NO	
00000		00000	81-2227463				LHCG LXXXIII, LLC	AR	NIA	Arkansas Health Care Group, LLC	Ownership	100.000	UnitedHealth Group Incorporated	NO	
00000		00000	81-3242471				LHCG LXXXIV, LLC	AL	NIA	Alabama Health Care Group, LLC	Ownership	75.000	UnitedHealth Group Incorporated	NO	
00000		00000	81-5300843				LHCG LXXXIX, LLC	WV	NIA	LHCG LXXXVII, LLC	Ownership	100.000	UnitedHealth Group Incorporated	NO	
00000		00000	36-4847404				LHCG LXXXV, LLC	AR	NIA	Arkansas Healthcare Partners, LLC	Ownership	100.000	UnitedHealth Group Incorporated	NO	
00000		00000	36-4847423				LHCG LXXXVI, LLC	AR	NIA	Arkansas Healthcare Partners, LLC	Ownership	100.000	UnitedHealth Group Incorporated	NO	
00000		00000	37-1847660				LHCG LXXXVII, LLC	WV	NIA	West Virginia Health Care Group, LLC	Ownership	90.000	UnitedHealth Group Incorporated	NO	
00000		00000	30-0965267				LHCG LXXXVIII, LLC	TN	NIA	Tennessee Health Care Group, LLC	Ownership	67.000	UnitedHealth Group Incorporated	NO	
00000		00000	84-3090589				LHCG New York Holdings, LLC	DE	NIA	LHC Group, Inc.	Ownership	100.000	UnitedHealth Group Incorporated	NO	
00000		00000	82-1485228				LHCG Partner II, LLC	TX	NIA	LHC Group, Inc.	Ownership	100.000	UnitedHealth Group Incorporated	NO	
00000		00000	81-4453882				LHCG Partner, LLC	DE	NIA	LHC Group, Inc.	Ownership	100.000	UnitedHealth Group Incorporated	NO	
00000		00000	68-0538825				LHCG V, L.L.C.	LA	NIA	Louisiana Health Care Group, L.L.C.	Ownership	100.000	UnitedHealth Group Incorporated	NO	
00000		00000	72-1568177				LHCG VI, L.L.C.	LA	NIA	Louisiana Health Care Group, L.L.C.	Ownership	100.000	UnitedHealth Group Incorporated	NO	
00000		00000	87-0713147				LHCG VIII, L.L.C.	LA	NIA	Louisiana Health Care Group, L.L.C.	Ownership	67.000	UnitedHealth Group Incorporated	NO	
00000		00000	20-3122072				LHCG X, L.L.C.	LA	NIA	Louisiana Health Care Group, L.L.C.	Ownership	100.000	UnitedHealth Group Incorporated	NO	
00000		00000	81-5306967				LHCG XC, LLC	WV	NIA	LHCG LXXXVII, LLC	Ownership	100.000	UnitedHealth Group Incorporated	NO	
00000		00000	81-5322329				LHCG XCI, LLC	OH	NIA	LHCG LXXXVII, LLC	Ownership	100.000	UnitedHealth Group Incorporated	NO	
00000		00000	81-5344998				LHCG XCII, LLC	OH	NIA	LHCG LXXXVII, LLC	Ownership	100.000	UnitedHealth Group Incorporated	NO	
00000		00000	81-5266120				LHCG XCIII, LLC	TN	NIA	LHCG LXXXVIII, LLC	Ownership	100.000	UnitedHealth Group Incorporated	NO	

STATEMENT AS OF MARCH 31, 2026 OF THE UNITEDHEALTHCARE OF THE MIDLANDS, INC.

SCHEDULE Y
PART 1A - DETAILS OF INSURANCE HOLDING COMPANY SYSTEM

1	2	3	4	5	6	7	8	9	10	11	12	13	14	15	16
Group Code	Group Name	NAIC Company Code	ID Number	Federal RSSD	CIK	Name of Securities Exchange if Publicly Traded (U.S. or International)	Names of Parent, Subsidiaries Or Affiliates	Domiciliary Location	Relationship to Reporting Entity	Directly Controlled by (Name of Entity/Person)	Type of Control (Ownership, Board, Management, Attorney-in-Fact, Influence, Other)	If Control is Ownership Provide Percentage	Ultimate Controlling Entity(ies)/Person(s)	Is an SCA Filing Required? (Yes/No)	*
		00000	81-5274714				LHCG XCIV, LLC	TN	NIA	LHCG LXXXVIII, LLC	Ownership	100.000	UnitedHealth Group Incorporated	NO	
		00000	81-5377954				LHCG XCIX, LLC	MS	NIA	LHCG LXXXVIII, LLC	Ownership	100.000	UnitedHealth Group Incorporated	NO	
		00000	81-5297025				LHCG XCV, LLC	TN	NIA	LHCG LXXXVIII, LLC	Ownership	100.000	UnitedHealth Group Incorporated	NO	
		00000	81-5306890				LHCG XCVI, LLC	TN	NIA	LHCG LXXXVIII, LLC	Ownership	100.000	UnitedHealth Group Incorporated	NO	
		00000	81-5322529				LHCG XCVII, LLC	TN	NIA	LHCG LXXXVIII, LLC	Ownership	100.000	UnitedHealth Group Incorporated	NO	
		00000	81-5345526				LHCG XCVIII, LLC	MS	NIA	LHCG LXXXVIII, LLC	Ownership	100.000	UnitedHealth Group Incorporated	NO	
		00000	20-3373056				LHCG XII, L.L.C.	LA	NIA	Louisiana Health Care Group, L.L.C.	Ownership	90.000	UnitedHealth Group Incorporated	NO	
		00000	20-8068308				LHCG XIII, L.L.C.	LA	NIA	Louisiana Health Care Group, L.L.C.	Ownership	67.000	UnitedHealth Group Incorporated	NO	
		00000	20-8072593				LHCG XIV, L.L.C.	LA	NIA	Louisiana Health Care Group, L.L.C.	Ownership	100.000	UnitedHealth Group Incorporated	NO	
		00000	27-3529253				LHCG XIX, LLC	FL	NIA	LHC Health Care Group of Florida, LLC	Ownership	75.000	UnitedHealth Group Incorporated	NO	
		00000	46-2509518				LHCG XL, LLC	GA	NIA	Georgia Health Care Group, L.L.C.	Ownership	100.000	UnitedHealth Group Incorporated	NO	
		00000	32-0398996				LHCG XLI, LLC	SC	NIA	South Carolina Health Care Group, LLC	Ownership	100.000	UnitedHealth Group Incorporated	NO	
		00000	30-0760667				LHCG XLII, LLC	AR	NIA	Arkansas Health Care Group, LLC	Ownership	100.000	UnitedHealth Group Incorporated	NO	
		00000	46-2588378				LHCG XLIII, LLC	LA	NIA	Louisiana Health Care Group, L.L.C.	Ownership	100.000	UnitedHealth Group Incorporated	NO	
		00000					LHCG XLIV, LLC	LA	NIA	Louisiana Health Care Group, L.L.C.	Ownership	100.000	UnitedHealth Group Incorporated	NO	
		00000	46-2509580				LHCG XLVI, LLC	KY	NIA	Kentucky Health Care Group, LLC	Ownership	100.000	UnitedHealth Group Incorporated	NO	
		00000	32-0408265				LHCG XLVII, LLC	WI	NIA	Wisconsin Health Care Group, LLC	Ownership	100.000	UnitedHealth Group Incorporated	NO	
		00000	61-1710815				LHCG XLVIII, LLC	MN	NIA	Minnesota Health Care Group, LLC	Ownership	100.000	UnitedHealth Group Incorporated	NO	
		00000	27-0818309				LHCG XV, LLC	LA	NIA	Louisiana Health Care Group, L.L.C.	Ownership	67.000	UnitedHealth Group Incorporated	NO	
		00000	27-1032201				LHCG XVI, LLC	LA	NIA	Louisiana Health Care Group, L.L.C.	Ownership	100.000	UnitedHealth Group Incorporated	NO	
		00000	27-2544802				LHCG XVII, LLC	ID	NIA	Idaho Health Care Group, LLC	Ownership	100.000	UnitedHealth Group Incorporated	NO	
		00000	27-3529180				LHCG XXI, LLC	ID	NIA	Idaho Health Care Group, LLC	Ownership	100.000	UnitedHealth Group Incorporated	NO	
		00000	27-4100261				LHCG XXII, LLC	KY	NIA	Kentucky Health Care Group, LLC	Ownership	75.000	UnitedHealth Group Incorporated	NO	
		00000	27-5200416				LHCG XXIX, LLC	AL	NIA	Alabama Health Care Group, LLC	Ownership	67.000	UnitedHealth Group Incorporated	NO	
		00000	27-4604406				LHCG XXV, LLC	MO	NIA	Missouri Health Care Group, LLC	Ownership	100.000	UnitedHealth Group Incorporated	NO	
		00000					LHCG XXVI, LLC	MS	NIA	Mississippi Health Care Group, LLC	Ownership	100.000	UnitedHealth Group Incorporated	NO	
		00000					LHCG XXVII, LLC	PA	NIA	Pennsylvania Health Care Group Holdings, LLC	Ownership	100.000	UnitedHealth Group Incorporated	NO	
		00000	45-4894023				LHCG XXXIII, LLC	TX	NIA	Texas Health Care Group, L.L.C.	Ownership	70.000	UnitedHealth Group Incorporated	NO	
		00000	46-0756410				LHCG XXXIV, LLC	AL	NIA	Alabama Health Care Group, LLC	Ownership	100.000	UnitedHealth Group Incorporated	NO	
		00000	37-1711510				LHCG XXXIX, LLC	NV	NIA	Nevada Health Care Group, LLC	Ownership	100.000	UnitedHealth Group Incorporated	NO	
		00000	30-0760684				LHCG XXXVII, LLC	IL	NIA	Illinois Health Care Group, LLC	Ownership	100.000	UnitedHealth Group Incorporated	NO	
		00000	46-1994514				LHCG XXXVIII, LLC	CA	NIA	California Health Care Group, LLC	Ownership	100.000	UnitedHealth Group Incorporated	NO	
		00000	46-4588779				Liberty Endoscopy Center, LLC	NY	NIA	PE Healthcare Associates, LLC	Ownership	38.344	UnitedHealth Group Incorporated	NO	1
		00000	20-0468524				Life Strategies Counseling, Inc.	AR	NIA	Physician(s) Owned	Influence	0.000	UnitedHealth Group Incorporated	NO	1
		00000	51-0588592				Lifeline Home Health Care of Bowling Green, LLC	KY	NIA	LHC HomeCare - Lifeline, LLC	Ownership	100.000	UnitedHealth Group Incorporated	NO	
		00000	20-8826388				Lifeline Home Health Care of Fulton, LLC	KY	NIA	Kentucky Health Care Group, LLC	Ownership	100.000	UnitedHealth Group Incorporated	NO	
		00000					Lifeline Home Health Care of Hopkinsville, LLC	KY	NIA	Kentucky Health Care Group, LLC	Ownership	100.000	UnitedHealth Group Incorporated	NO	
		00000	51-0588601				Lifeline Home Health Care of Lady Lake, LLC	FL	NIA	Munroe Regional HomeCare, LLC	Ownership	100.000	UnitedHealth Group Incorporated	NO	
		00000	14-1975227				Lifeline Home Health Care of Lakeland, LLC	FL	NIA	LHC Health Care Group of Florida, LLC	Ownership	100.000	UnitedHealth Group Incorporated	NO	
		00000	14-1975232				Lifeline Home Health Care of Lexington, LLC	KY	NIA	LHC HomeCare - Lifeline, LLC	Ownership	100.000	UnitedHealth Group Incorporated	NO	
		00000	51-0588599				Lifeline Home Health Care of Marathon, LLC	FL	NIA	LHC Health Care Group of Florida, LLC	Ownership	100.000	UnitedHealth Group Incorporated	NO	
		00000	14-1975234				Lifeline Home Health Care of Port Charlotte, LLC	FL	NIA	LHC Health Care Group of Florida, LLC	Ownership	100.000	UnitedHealth Group Incorporated	NO	
		00000	14-1975231				Lifeline Home Health Care of Russellville, LLC	FL	NIA	LHC Health Care Group of Florida, LLC	Ownership	100.000	UnitedHealth Group Incorporated	NO	
		00000	51-0588600				Lifeline Home Health Care of Somerset, LLC	KY	NIA	LHC HomeCare - Lifeline, LLC	Ownership	100.000	UnitedHealth Group Incorporated	NO	
		00000	51-0588594				Lifeline Home Health Care of Somerset, LLC	KY	NIA	LHC HomeCare - Lifeline, LLC	Ownership	100.000	UnitedHealth Group Incorporated	NO	

STATEMENT AS OF MARCH 31, 2026 OF THE UNITEDHEALTHCARE OF THE MIDLANDS, INC.

SCHEDULE Y
PART 1A - DETAILS OF INSURANCE HOLDING COMPANY SYSTEM

1	2	3	4	5	6	7	8	9	10	11	12	13	14	15	16
Group Code	Group Name	NAIC Company Code	ID Number	Federal RSSD	CIK	Name of Securities Exchange if Publicly Traded (U.S. or International)	Names of Parent, Subsidiaries Or Affiliates	Domi-ciliary Location	Relation-ship to Reporting Entity	Directly Controlled by (Name of Entity/Person)	Type of Control (Ownership, Board, Management, Attorney-in-Fact, Influence, Other)	If Control is Ownership Provide Percentage	Ultimate Controlling Entity(ies)/Person(s)	Is an SCA Filing Re-quired? (Yes/No)	*
		00000	20-8826801				Lifeline Home Health Care of Springfield, LLC	.. TN.....	.. NIA.....	Tennessee Health Care Group, LLC	Ownership.....	100.000	UnitedHealth Group Incorporated	.. NO.....	
		00000	06-1793261				Lifeline Home Health Care of Union City, LLC	.. TN.....	.. NIA.....	West Tennessee HomeCare, LLC	Ownership.....	100.000	UnitedHealth Group Incorporated	.. NO.....	
		00000	27-3468680				Lifeline HomeCare of Salem, LLC	.. KY.....	.. NIA.....	Kentucky Health Care Group, LLC	Ownership.....	100.000	UnitedHealth Group Incorporated	.. NO.....	
		00000	26-0609961				Lifeline of West Tennessee, LLC	.. TN.....	.. NIA.....	West Tennessee HomeCare, LLC	Ownership.....	100.000	UnitedHealth Group Incorporated	.. NO.....	
		00000	51-0588602				Lifeline Private Duty Services of Kentucky, LLC	.. KY.....	.. NIA.....	LHC HomeCare - Lifeline, LLC	Ownership.....	100.000	UnitedHealth Group Incorporated	.. NO.....	
		00000	27-3468870				Lifeline Rockcastle Home Health, LLC	.. KY.....	.. NIA.....	Kentucky Health Care Group, LLC	Ownership.....	75.000	UnitedHealth Group Incorporated	.. NO.....	
		00000	32-0409538				Lifeprint Accountable Care Organization, LLC	.. DE.....	.. NIA.....	Collaborative Care Holdings, LLC	Ownership.....	100.000	UnitedHealth Group Incorporated	.. NO.....	
		00000	26-3292877				LifeSolutions Counseling Associates, P.C.	.. IN.....	.. NIA.....	Physician(s) Owned	Influence.....	0.000	UnitedHealth Group Incorporated	.. NO.....	1
		00000	51-0277181				Limestone Medical Center, LLC	.. DE.....	.. NIA.....	Virtua-SCA Holdings II, LLC	Ownership.....	60.000	UnitedHealth Group Incorporated	.. NO.....	2
		00000	88-0586923				Lindenhurst Holding, LLC	.. DE.....	.. NIA.....	SC Affiliates, LLC	Ownership.....	100.000	UnitedHealth Group Incorporated	.. NO.....	
		00000	36-4711459				Lindenhurst Surgery Center, LLC	.. DE.....	.. NIA.....	Lindenhurst Holding, LLC	Ownership.....	25.000	UnitedHealth Group Incorporated	.. NO.....	2
		00000	13-3792263				Litson Certified Care, Inc.	.. NY.....	.. NIA.....	Western Region Health Corporation	Ownership.....	100.000	UnitedHealth Group Incorporated	.. NO.....	
		00000	14-1630316				Litson Health Care, Inc.	.. NY.....	.. NIA.....	Willcare, Inc.	Ownership.....	100.000	UnitedHealth Group Incorporated	.. NO.....	
		00000	20-3171358				LLC-II, L.L.C.	.. LA.....	.. NIA.....	Louisiana Health Care Group, L.L.C.	Ownership.....	100.000	UnitedHealth Group Incorporated	.. NO.....	
		00000	45-4714972				Long Island Digestive Endoscopy Center, LLC	.. NY.....	.. NIA.....	PE Healthcare Associates, LLC	Ownership.....	52.706	UnitedHealth Group Incorporated	.. NO.....	1
		00000	04-3485196				Long Term Solutions, Inc.	.. MA.....	.. NIA.....	National Health Industries, Inc.	Ownership.....	100.000	UnitedHealth Group Incorporated	.. NO.....	
		00000	81-3825304				Louisa Home Care Holdings, LLC	.. DE.....	.. NIA.....	AF-CH-HH, LLC	Ownership.....	100.000	UnitedHealth Group Incorporated	.. NO.....	
		00000	26-3385143				Louisa Home Care Services, LLC	.. DE.....	.. NIA.....	AFAM Holding Co, LLC	Ownership.....	100.000	UnitedHealth Group Incorporated	.. NO.....	
		00000	26-4691864				Louisiana Extended Care Hospital of Kenner, LLC	.. LA.....	.. NIA.....	Louisiana Health Care Group, L.L.C.	Ownership.....	75.000	UnitedHealth Group Incorporated	.. NO.....	
		00000	71-0917926				Louisiana Health Care Group, L.L.C.	.. LA.....	.. NIA.....	LHC Group, Inc.	Ownership.....	100.000	UnitedHealth Group Incorporated	.. NO.....	
		00000	37-1863351				Louisiana Home Health of Feliciana, LLC	.. LA.....	.. NIA.....	Southeast Louisiana HomeCare, L.L.C.	Ownership.....	100.000	UnitedHealth Group Incorporated	.. NO.....	
		00000	26-4021300				Louisiana Home Health of Hammond, L.L.C.	.. LA.....	.. NIA.....	Southeast Louisiana HomeCare, L.L.C.	Ownership.....	100.000	UnitedHealth Group Incorporated	.. NO.....	
		00000	26-4021213				Louisiana Home Health of Houma, L.L.C.	.. LA.....	.. NIA.....	Southeast Louisiana HomeCare, L.L.C.	Ownership.....	100.000	UnitedHealth Group Incorporated	.. NO.....	
		00000	72-1510211				Louisiana HomeCare of Delhi, L.L.C.	.. LA.....	.. NIA.....	Louisiana Health Care Group, L.L.C.	Ownership.....	67.000	UnitedHealth Group Incorporated	.. NO.....	
		00000	26-4020996				Louisiana HomeCare of Kenner, L.L.C.	.. LA.....	.. NIA.....	Southeast Louisiana HomeCare, L.L.C.	Ownership.....	100.000	UnitedHealth Group Incorporated	.. NO.....	
		00000	26-4021094				Louisiana HomeCare of Lutcher, L.L.C.	.. LA.....	.. NIA.....	Southeast Louisiana HomeCare, L.L.C.	Ownership.....	100.000	UnitedHealth Group Incorporated	.. NO.....	
		00000	72-1518559				Louisiana HomeCare of Minden, L.L.C.	.. LA.....	.. NIA.....	Louisiana Health Care Group, L.L.C.	Ownership.....	67.000	UnitedHealth Group Incorporated	.. NO.....	
		00000	47-0902218				Louisiana HomeCare of Miss-Lou, L.L.C.	.. LA.....	.. NIA.....	Louisiana Health Care Group, L.L.C.	Ownership.....	100.000	UnitedHealth Group Incorporated	.. NO.....	
		00000	72-1508052				Louisiana HomeCare of Monroe, L.L.C.	.. LA.....	.. NIA.....	Louisiana Health Care Group, L.L.C.	Ownership.....	67.000	UnitedHealth Group Incorporated	.. NO.....	
		00000	04-3684185				Louisiana HomeCare of North Louisiana, L.L.C.	.. LA.....	.. NIA.....	Louisiana Health Care Group, L.L.C.	Ownership.....	100.000	UnitedHealth Group Incorporated	.. NO.....	
		00000	72-1510431				Louisiana HomeCare of Northwest Louisiana, L.L.C.	.. LA.....	.. NIA.....	Louisiana Health Care Group, L.L.C.	Ownership.....	67.000	UnitedHealth Group Incorporated	.. NO.....	
		00000	26-2367190				Louisiana HomeCare of Plaquemine, LLC	.. LA.....	.. NIA.....	Louisiana Health Care Group, L.L.C.	Ownership.....	100.000	UnitedHealth Group Incorporated	.. NO.....	
		00000	26-4020922				Louisiana HomeCare of Raceland, L.L.C.	.. LA.....	.. NIA.....	Southeast Louisiana HomeCare, L.L.C.	Ownership.....	100.000	UnitedHealth Group Incorporated	.. NO.....	
		00000	41-2071626				Louisiana HomeCare of Slidell, L.L.C.	.. LA.....	.. NIA.....	Louisiana Health Care Group, L.L.C.	Ownership.....	67.000	UnitedHealth Group Incorporated	.. NO.....	
		00000	71-0918184				Louisiana Hospice & Palliative Care, L.L.C.	.. LA.....	.. NIA.....	Louisiana Hospice Group, LLC	Ownership.....	100.000	UnitedHealth Group Incorporated	.. NO.....	
		00000	45-2744395				Louisiana Hospice Group, LLC	.. LA.....	.. NIA.....	Louisiana Health Care Group, L.L.C.	Ownership.....	70.930	UnitedHealth Group Incorporated	.. NO.....	
		00000	30-0962065				Louisiana In-Home Healthcare Partnership-I, LLC	.. LA.....	.. NIA.....	Louisiana Health Care Group, L.L.C.	Ownership.....	100.000	UnitedHealth Group Incorporated	.. NO.....	
		00000	36-4886826				Louisiana In-Home Healthcare Partnership-II, LLC	.. LA.....	.. NIA.....	In-Home Healthcare Partnership, LLC	Ownership.....	100.000	UnitedHealth Group Incorporated	.. NO.....	
		00000	35-2614777				Louisiana In-Home Healthcare Partnership-III, LLC	.. LA.....	.. NIA.....	In-Home Healthcare Partnership, LLC	Ownership.....	100.000	UnitedHealth Group Incorporated	.. NO.....	

16.33

STATEMENT AS OF MARCH 31, 2026 OF THE UNITEDHEALTHCARE OF THE MIDLANDS, INC.

SCHEDULE Y
PART 1A - DETAILS OF INSURANCE HOLDING COMPANY SYSTEM

1	2	3	4	5	6	7	8	9	10	11	12	13	14	15	16
Group Code	Group Name	NAIC Company Code	ID Number	Federal RSSD	CIK	Name of Securities Exchange if Publicly Traded (U.S. or International)	Names of Parent, Subsidiaries Or Affiliates	Domiciliary Location	Relationship to Reporting Entity	Directly Controlled by (Name of Entity/Person)	Type of Control (Ownership, Board, Management, Attorney-in-Fact, Influence, Other)	If Control is Ownership Provide Percentage	Ultimate Controlling Entity(ies)/Person(s)	Is an SCA Filing Required? (Yes/No)	*
		00000	81-4832564				Louisiana In-Home Partner-I, LLC	..LA.....	..NIA.....	Louisiana In-Home Healthcare Partnership-I, LLC	Ownership.....	..80.000	UnitedHealth Group Incorporated	..NO.....	
		00000	35-2616195				Louisiana In-Home Partner-II, LLC	..LA.....	..NIA.....	Louisiana In-Home Healthcare Partnership-II, LLC	Ownership.....	..100.000	UnitedHealth Group Incorporated	..NO.....	
		00000	82-4146470				Louisiana In-Home Partner-III, LLC	..LA.....	..NIA.....	Louisiana In-Home Healthcare Partnership-III, LLC	Ownership.....	..100.000	UnitedHealth Group Incorporated	..NO.....	
		00000	82-4272020				Louisiana Physical Therapy Services of Bossier City, LLC	..LA.....	..NIA.....	Louisiana Health Care Group, L.L.C.	Ownership.....	..100.000	UnitedHealth Group Incorporated	..NO.....	
		00000	85-1606845				Louisiana Physical Therapy Services of Harahan, LLC	..LA.....	..NIA.....	Louisiana Health Care Group, L.L.C.	Ownership.....	..100.000	UnitedHealth Group Incorporated	..NO.....	
		00000	86-3380313				Louisiana Physical Therapy Services of Lafayette, LLC	..LA.....	..NIA.....	Louisiana Health Care Group, L.L.C.	Ownership.....	..100.000	UnitedHealth Group Incorporated	..NO.....	
		00000	71-0917927				Louisiana Physical Therapy, L.L.C.	..LA.....	..NIA.....	Louisiana Health Care Group, L.L.C.	Ownership.....	..100.000	UnitedHealth Group Incorporated	..NO.....	
		00000	62-1179566				Louisville S.C., Ltd.	..KY.....	..NIA.....	Endoscopy Center Affiliates, Inc.	Ownership.....	..1.000	UnitedHealth Group Incorporated	..NO.....	
		00000	62-1179566				Louisville S.C., Ltd.	..KY.....	..NIA.....	Surgery Center of Louisville, LLC	Ownership.....	..99.000	UnitedHealth Group Incorporated	..NO.....	
		00000	62-1179538				Louisville-SC Properties, Inc.	..KY.....	..NIA.....	SC Affiliates, LLC	Ownership.....	..100.000	UnitedHealth Group Incorporated	..NO.....	
		00000	85-1275334				LTS At Home, LLC	..DE.....	..NIA.....	Long Term Solutions, Inc.	Ownership.....	..100.000	UnitedHealth Group Incorporated	..NO.....	
		00000	02-0749532				Lutheran Campus ASC, LLC	..CO.....	..NIA.....	SCLHS-SCA Holdings, LLC	Ownership.....	..74.863	UnitedHealth Group Incorporated	..NO.....	
		00000	20-2547795				Main Line Spine Surgery Center, LLC	..PA.....	..NIA.....	Virtua-SCA Holdings II, LLC	Ownership.....	..52.800	UnitedHealth Group Incorporated	..NO.....	2
0707	UnitedHealth Group Incorporated	60321	52-1803283				MAMSI Life and Health Insurance Company	..MD.....	..IA.....	United HealthCare Services, Inc.	Ownership.....	..100.000	UnitedHealth Group Incorporated	..NO.....	
0707	UnitedHealth Group Incorporated	52014	65-0303864				Managed Care of North America, Inc.	..FL.....	..IA.....	MCNA Health Care Holdings, LLC	Ownership.....	..100.000	UnitedHealth Group Incorporated	..NO.....	
		00000	14-1782475				Managed Physical Network, Inc.	..NY.....	..NIA.....	OptumHealth Care Solutions, LLC	Ownership.....	..100.000	UnitedHealth Group Incorporated	..NO.....	
		00000	27-1510596				Manhattan Endoscopy Center, LLC	..NY.....	..NIA.....	PE Healthcare Associates, LLC	Ownership.....	..49.992	UnitedHealth Group Incorporated	..NO.....	1
		00000	86-1354607				Mansfield Endoscopy Center, LLC	..TX.....	..NIA.....	Surgical Care Affiliates, LLC	Influence.....	..0.000	UnitedHealth Group Incorporated	..NO.....	
		00000	20-2880404				March Holdings, Inc.	..CA.....	..NIA.....	Specialty Benefits, LLC	Ownership.....	..100.000	UnitedHealth Group Incorporated	..NO.....	
		00000	95-4874334				March Vision Care Group, Incorporated	..CA.....	..NIA.....	California Spring Holdings, PC	Ownership.....	..100.000	UnitedHealth Group Incorporated	..NO.....	1
		00000	27-3115058				March Vision Care IPA, Inc.	..NY.....	..NIA.....	March Vision Care Group, Incorporated	Ownership.....	..100.000	UnitedHealth Group Incorporated	..NO.....	1
		00000	20-3042852				March Vision Care, Inc.	..CA.....	..NIA.....	March Holdings, Inc.	Ownership.....	..100.000	UnitedHealth Group Incorporated	..NO.....	
		00000	26-1480799				Marietta Home Health And Hospice, L.L.C.	..OH.....	..NIA.....	Amedisys Ohio, L.L.C.	Ownership.....	..50.000	UnitedHealth Group Incorporated	..NO.....	
		00000	75-2160466				Marietta Outpatient Surgery, Ltd. (L.P.)	..GA.....	..NIA.....	Marietta Surgical Center, Inc.	Ownership.....	..73.500	UnitedHealth Group Incorporated	..NO.....	
		00000	58-1539547				Marietta Surgical Center, Inc.	..GA.....	..NIA.....	SC Affiliates, LLC	Ownership.....	..100.000	UnitedHealth Group Incorporated	..NO.....	
		00000	26-2601943				Marin Surgery Holdings, Inc.	..DE.....	..NIA.....	SC Affiliates, LLC	Ownership.....	..100.000	UnitedHealth Group Incorporated	..NO.....	
		00000	85-2924503				Marlin Holding Company LLC	..DE.....	..NIA.....	Specialty Benefits, LLC	Ownership.....	..100.000	UnitedHealth Group Incorporated	..NO.....	
		00000	02-0732705				Marshall HomeCare, LLC	..TX.....	..NIA.....	Southwest Post-Acute Care Partnership, LLC	Ownership.....	..100.000	UnitedHealth Group Incorporated	..NO.....	
		00000	52-1456812				Maryland Ambulatory Centers, LLC	..MD.....	..NIA.....	Surgery Center of Ellicott City, Inc.	Ownership.....	..50.000	UnitedHealth Group Incorporated	..NO.....	
		00000	52-1456812				Maryland Ambulatory Centers, LLC	..MD.....	..NIA.....	Maryland-SCA Centers, LLC	Ownership.....	..44.118	UnitedHealth Group Incorporated	..NO.....	
		00000	26-3598092				Maryland Health Care Group, LLC	..MD.....	..NIA.....	LHC Group, Inc.	Ownership.....	..100.000	UnitedHealth Group Incorporated	..NO.....	
		00000	88-3736162				Maryland Healthcare Partnership, LLC	..MD.....	..NIA.....	Maryland Health Care Group, LLC	Ownership.....	..80.000	UnitedHealth Group Incorporated	..NO.....	
		00000	88-4115077				Maryland Intermediary-I, LLC	..MD.....	..NIA.....	Maryland Healthcare Partnership, LLC	Ownership.....	..100.000	UnitedHealth Group Incorporated	..NO.....	
		00000	88-4115213				Maryland Intermediary-II, LLC	..MD.....	..NIA.....	Maryland Healthcare Partnership, LLC	Ownership.....	..100.000	UnitedHealth Group Incorporated	..NO.....	
		00000	88-4115305				Maryland Intermediary-III, LLC	..MD.....	..NIA.....	Maryland Healthcare Partnership, LLC	Ownership.....	..100.000	UnitedHealth Group Incorporated	..NO.....	
		00000	88-4115420				Maryland Intermediary-IV, LLC	..MD.....	..NIA.....	Maryland Healthcare Partnership, LLC	Ownership.....	..100.000	UnitedHealth Group Incorporated	..NO.....	
		00000	85-2244241				Maryland Physical Therapy Services of Frederick, LLC	..MD.....	..NIA.....	Maryland Health Care Group, LLC	Ownership.....	..100.000	UnitedHealth Group Incorporated	..NO.....	
		00000	52-1401791				Maryland-SCA Centers, LLC	..DE.....	..NIA.....	SC Affiliates, LLC	Ownership.....	..100.000	UnitedHealth Group Incorporated	..NO.....	
		00000					Massachusetts Assurance Company, Ltd. PIC	..CYM.....	..NIA.....	Collaborative Care Holdings, LLC	Ownership.....	..0.008	UnitedHealth Group Incorporated	..NO.....	
		00000					Massachusetts Assurance Company, Ltd. PIC	..CYM.....	..NIA.....	H&W Indemnity (SPC), Ltd.	Ownership.....	..99.992	UnitedHealth Group Incorporated	..NO.....	
		00000	20-0815305				Massachusetts Avenue Surgery Center, LLC	..MD.....	..NIA.....	SC Affiliates, LLC	Ownership.....	..9.860	UnitedHealth Group Incorporated	..NO.....	
		00000	20-0815305				Massachusetts Avenue Surgery Center, LLC	..MD.....	..NIA.....	SCA-Bethesda, LLC	Ownership.....	..60.441	UnitedHealth Group Incorporated	..NO.....	

16-34

STATEMENT AS OF MARCH 31, 2026 OF THE UNITEDHEALTHCARE OF THE MIDLANDS, INC.

SCHEDULE Y
PART 1A - DETAILS OF INSURANCE HOLDING COMPANY SYSTEM

1	2	3	4	5	6	7	8	9	10	11	12	13	14	15	16
Group Code	Group Name	NAIC Company Code	ID Number	Federal RSSD	CIK	Name of Securities Exchange if Publicly Traded (U.S. or International)	Names of Parent, Subsidiaries Or Affiliates	Domiciliary Location	Relationship to Reporting Entity	Directly Controlled by (Name of Entity/Person)	Type of Control (Ownership, Board, Management, Attorney-in-Fact, Influence, Other)	If Control is Ownership Provide Percentage	Ultimate Controlling Entity(ies)/Person(s)	Is an SCA Filing Required? (Yes/No)	*
		00000	38-3932998				Massachusetts Health Care Group, LLC	MA	NIA	LHC Group, Inc.	Ownership	100.000	UnitedHealth Group Incorporated	NO	
		00000	88-2854292				Massachusetts Physical Therapy Services of Framingham, LLC	MA	NIA	Massachusetts Health Care Group, LLC	Ownership	100.000	UnitedHealth Group Incorporated	NO	
		00000	88-2058110				Massachusetts Physical Therapy Services of Quincy Bay, LLC	MA	NIA	Massachusetts Health Care Group, LLC	Ownership	100.000	UnitedHealth Group Incorporated	NO	
		00000	43-1967820				MAT-RX DEVELOPMENT, L.L.C.	TX	NIA	WellMed Networks, Inc.	Ownership	100.000	UnitedHealth Group Incorporated	NO	1
		00000	92-3227338				MCJR Holdings, LLC	IN	NIA	Beacon Parent, LLC	Ownership	100.000	UnitedHealth Group Incorporated	NO	
		00000	62-1600267				McKenzie Surgery Center, L.P.	TN	NIA	Oregon Healthcare Resources, LLC	Ownership	25.000	UnitedHealth Group Incorporated	NO	
		00000	62-1600267				McKenzie Surgery Center, L.P.	TN	NIA	SCA-Eugene, LLC	Ownership	33.000	UnitedHealth Group Incorporated	NO	
		00000	45-2542951				MCNA Health Care Holdings, LLC	FL	NIA	Marlin Holding Company LLC	Ownership	100.000	UnitedHealth Group Incorporated	NO	
0707	UnitedHealth Group Incorporated	14063	52-2459969				MCNA Insurance Company	TX	IA	MCNA Health Care Holdings, LLC	Ownership	100.000	UnitedHealth Group Incorporated	NO	
		00000	45-3641822				MCNA Systems Corp.	FL	NIA	MCNA Health Care Holdings, LLC	Ownership	100.000	UnitedHealth Group Incorporated	NO	
		00000	42-1741594				MD Ops, Inc.	CA	NIA	North American Medical Management California, Inc.	Ownership	100.000	UnitedHealth Group Incorporated	NO	
0707	UnitedHealth Group Incorporated	96310	52-1169135				MD-Individual Practice Association, Inc.	MD	IA	United HealthCare Services, Inc.	Ownership	100.000	UnitedHealth Group Incorporated	NO	
		00000	81-0936574				ME Urgent Care Nebraska, Inc.	NE	NIA	Physician(s) Owned	Influence	0.000	UnitedHealth Group Incorporated	NO	1
		00000	83-2734343				Measure Health Innovations LLC	DE	NIA	OptumRx Holdings, LLC	Ownership	100.000	UnitedHealth Group Incorporated	NO	
		00000	81-0687921				Med-Den Funding, LLC	NE	NIA	Optum Bank, Inc.	Ownership	100.000	UnitedHealth Group Incorporated	NO	
		00000	52-2039280				MED3000 Health Solutions Southeast, Inc.	FL	NIA	Change Healthcare Practice Management Solutions, Inc.	Ownership	100.000	UnitedHealth Group Incorporated	NO	
		00000	26-1264504				Mederi Caretenders VS of Broward, LLC	FL	NIA	National Health Industries, Inc.	Ownership	100.000	UnitedHealth Group Incorporated	NO	
		00000	26-1264234				Mederi Caretenders VS of SE FL, LLC	FL	NIA	National Health Industries, Inc.	Ownership	100.000	UnitedHealth Group Incorporated	NO	
		00000	26-1264384				Mederi Caretenders VS of SW FL, LLC	FL	NIA	National Health Industries, Inc.	Ownership	100.000	UnitedHealth Group Incorporated	NO	
		00000	26-1248096				Mederi Caretenders VS of Tampa, LLC	FL	NIA	National Health Industries, Inc.	Ownership	100.000	UnitedHealth Group Incorporated	NO	
		00000	83-4371904				Mederi Private Care, LLC	FL	NIA	National Health Industries, Inc.	Ownership	100.000	UnitedHealth Group Incorporated	NO	
		00000	20-3824377				MedExpress Development, LLC	FL	NIA	Urgent Care MSO, LLC	Ownership	100.000	UnitedHealth Group Incorporated	NO	
		00000	81-1265129				MedExpress Employed Services, Inc.	DE	NIA	Physician(s) Owned	Influence	0.000	UnitedHealth Group Incorporated	NO	1
		00000	81-4550969				MedExpress Primary Care Arizona, P.C.	AZ	NIA	Physician(s) Owned	Influence	0.000	UnitedHealth Group Incorporated	NO	1
		00000	84-4234388				MedExpress Primary Care Arkansas, P.A.	AR	NIA	Physician(s) Owned	Influence	0.000	UnitedHealth Group Incorporated	NO	1
		00000	81-4605885				MedExpress Primary Care Kansas, P.A.	KS	NIA	Physician(s) Owned	Influence	0.000	UnitedHealth Group Incorporated	NO	1
		00000	82-3384324				MedExpress Primary Care Maryland, P.C.	MD	NIA	Physician(s) Owned	Influence	0.000	UnitedHealth Group Incorporated	NO	1
		00000	82-1096099				MedExpress Primary Care Massachusetts, P.C.	MA	NIA	Physician(s) Owned	Influence	0.000	UnitedHealth Group Incorporated	NO	1
		00000	81-4396738				MedExpress Primary Care Minnesota P.C.	MN	NIA	Physician(s) Owned	Influence	0.000	UnitedHealth Group Incorporated	NO	1
		00000	83-1077265				MedExpress Primary Care Oklahoma, P.C.	OK	NIA	Physician(s) Owned	Influence	0.000	UnitedHealth Group Incorporated	NO	1
		00000	83-0764858				MedExpress Primary Care South Carolina, P.C.	SC	NIA	Physician(s) Owned	Influence	0.000	UnitedHealth Group Incorporated	NO	1
		00000	84-2500750				MedExpress Primary Care Texas, P.A.	TX	NIA	Physician(s) Owned	Influence	0.000	UnitedHealth Group Incorporated	NO	1
		00000	82-3395792				MedExpress Primary Care Virginia, P.C.	VA	NIA	Physician(s) Owned	Influence	0.000	UnitedHealth Group Incorporated	NO	1
		00000	82-4401181				MedExpress Primary Care West Virginia, Inc.	WV	NIA	Physician(s) Owned	Influence	0.000	UnitedHealth Group Incorporated	NO	1
		00000	81-4563448				MedExpress Primary Care Wisconsin, S.C.	WI	NIA	Physician(s) Owned	Influence	0.000	UnitedHealth Group Incorporated	NO	1
		00000	83-2089623				MedExpress Urgent Care - Northern New Jersey PC	NJ	NIA	Physician(s) Owned	Influence	0.000	UnitedHealth Group Incorporated	NO	1
		00000	45-5388778				MedExpress Urgent Care New Jersey, P.C.	NJ	NIA	Physician(s) Owned	Influence	0.000	UnitedHealth Group Incorporated	NO	1
		00000	32-0533926				MedExpress Urgent Care Alabama, LLC	AL	NIA	Urgent Care Holdings, LLC	Ownership	100.000	UnitedHealth Group Incorporated	NO	
		00000	81-4030280				MedExpress Urgent Care Arizona, P.C.	AZ	NIA	Physician(s) Owned	Influence	0.000	UnitedHealth Group Incorporated	NO	1
		00000	46-4348120				MedExpress Urgent Care Arkansas, P.A.	AR	NIA	Physician(s) Owned	Influence	0.000	UnitedHealth Group Incorporated	NO	1
		00000	82-0930142				MedExpress Urgent Care California, P.C.	CA	NIA	Physician(s) Owned	Influence	0.000	UnitedHealth Group Incorporated	NO	1
		00000	81-1956812				MedExpress Urgent Care Connecticut, P.C.	CT	NIA	Physician(s) Owned	Influence	0.000	UnitedHealth Group Incorporated	NO	1
		00000	82-1135336				MedExpress Urgent Care Idaho, P.C.	ID	NIA	Physician(s) Owned	Influence	0.000	UnitedHealth Group Incorporated	NO	1
		00000	47-4308614				MedExpress Urgent Care Illinois, P.C.	IL	NIA	Physician(s) Owned	Influence	0.000	UnitedHealth Group Incorporated	NO	1

16.35

STATEMENT AS OF MARCH 31, 2026 OF THE UNITEDHEALTHCARE OF THE MIDLANDS, INC.

SCHEDULE Y
PART 1A - DETAILS OF INSURANCE HOLDING COMPANY SYSTEM

1	2	3	4	5	6	7	8	9	10	11	12	13	14	15	16
Group Code	Group Name	NAIC Company Code	ID Number	Federal RSSD	CIK	Name of Securities Exchange if Publicly Traded (U.S. or International)	Names of Parent, Subsidiaries Or Affiliates	Domiciliary Location	Relationship to Reporting Entity	Directly Controlled by (Name of Entity/Person)	Type of Control (Ownership, Board, Management, Attorney-in-Fact, Influence, Other)	If Control is Ownership Provide Percentage	Ultimate Controlling Entity(ies)/Person(s)	Is an SCA Filing Required? (Yes/No)	*
		00000	81-5353472				MedExpress Urgent Care Iowa, P.C.	IA	NIA	Physician(s) Owned	Influence	0.000	UnitedHealth Group Incorporated	NO	1
		00000	47-1919283				MedExpress Urgent Care Kansas, P.A.	KS	NIA	Physician(s) Owned	Influence	0.000	UnitedHealth Group Incorporated	NO	1
		00000	82-1719888				MedExpress Urgent Care Maine, Inc.	ME	NIA	RVOH MSO, LLC	Ownership	100.000	UnitedHealth Group Incorporated	NO	1
		00000	81-1125396				MedExpress Urgent Care Minnesota P.C.	MN	NIA	Physician(s) Owned	Influence	0.000	UnitedHealth Group Incorporated	NO	1
		00000	47-3132625				MedExpress Urgent Care Missouri P.C.	MO	NIA	Physician(s) Owned	Influence	0.000	UnitedHealth Group Incorporated	NO	1
		00000	82-0631738				MedExpress Urgent Care New Hampshire, Inc.	NH	NIA	Urgent Care Holdings, LLC	Ownership	100.000	UnitedHealth Group Incorporated	NO	1
		00000	81-5138747				MedExpress Urgent Care North Carolina, P.C.	NC	NIA	RVOH MSO, LLC	Ownership	100.000	UnitedHealth Group Incorporated	NO	1
		00000	20-2545363				MedExpress Urgent Care of Boynton Beach, LLC	FL	NIA	MedExpress Development, LLC	Ownership	100.000	UnitedHealth Group Incorporated	NO	1
		00000	82-1919436				MedExpress Urgent Care Oregon, P.C.	OR	NIA	Physician(s) Owned	Influence	0.000	UnitedHealth Group Incorporated	NO	1
		00000	81-5362765				MedExpress Urgent Care Rhode Island, P.C.	RI	NIA	Physician(s) Owned	Influence	0.000	UnitedHealth Group Incorporated	NO	1
		00000	81-5380706				MedExpress Urgent Care South Carolina, P.C.	SC	NIA	Physician(s) Owned	Influence	0.000	UnitedHealth Group Incorporated	NO	1
		00000	47-5147441				MedExpress Urgent Care Texas, P.A.	TX	NIA	Physician(s) Owned	Influence	0.000	UnitedHealth Group Incorporated	NO	1
		00000	82-2443118				MedExpress Urgent Care Washington, P.C.	WA	NIA	Physician(s) Owned	Influence	0.000	UnitedHealth Group Incorporated	NO	1
		00000	81-4281678				MedExpress Urgent Care Wisconsin, S.C.	WI	NIA	Physician(s) Owned	Influence	0.000	UnitedHealth Group Incorporated	NO	1
		00000	85-1474287				MedExpress Urgent Care, Inc. - Ohio	OH	NIA	Urgent Care Holdings, LLC	Ownership	100.000	UnitedHealth Group Incorporated	NO	1
		00000	47-1804667				MedExpress Urgent Care, P.C. Georgia	GA	NIA	Physician(s) Owned	Influence	0.000	UnitedHealth Group Incorporated	NO	1
		00000	90-0929572				MedExpress Urgent Care, P.C. Indiana	IN	NIA	Physician(s) Owned	Influence	0.000	UnitedHealth Group Incorporated	NO	1
		00000	45-3461101				MedExpress Urgent Care, P.C. Maryland	MD	NIA	Physician(s) Owned	Influence	0.000	UnitedHealth Group Incorporated	NO	1
		00000	47-1857908				MedExpress Urgent Care, P.C. Massachusetts	MA	NIA	Physician(s) Owned	Influence	0.000	UnitedHealth Group Incorporated	NO	1
		00000	46-4793937				MedExpress Urgent Care, P.C. Michigan	MI	NIA	Physician(s) Owned	Influence	0.000	UnitedHealth Group Incorporated	NO	1
		00000	47-1824365				MedExpress Urgent Care, P.C. Oklahoma	OK	NIA	Physician(s) Owned	Influence	0.000	UnitedHealth Group Incorporated	NO	1
		00000	45-4973138				MedExpress Urgent Care, P.C. Tennessee	TN	NIA	Physician(s) Owned	Influence	0.000	UnitedHealth Group Incorporated	NO	1
		00000	83-1565124				MedExpress Urgent Care, P.S.C. - Kentucky	KY	NIA	Physician(s) Owned	Influence	0.000	UnitedHealth Group Incorporated	NO	1
		00000	45-5436856				MedExpress, Inc. Delaware	DE	NIA	Physician(s) Owned	Influence	0.000	UnitedHealth Group Incorporated	NO	1
		00000	26-2947990				Medical Center Home Health, LLC	TN	NIA	West Tennessee HomeCare, LLC	Ownership	100.000	UnitedHealth Group Incorporated	NO	1
		00000	26-1541198				Medical Centers HomeCare, LLC	AL	NIA	Alabama Health Care Group, LLC	Ownership	67.000	UnitedHealth Group Incorporated	NO	1
		00000	75-2566987				Medical Clinic of North Texas PLLC	TX	NIA	USMD Affiliated Services	Ownership	100.000	UnitedHealth Group Incorporated	NO	1
		00000					Medical Hilfe S.A.	CHL	NIA	Saden S.A.	Ownership	0.000	UnitedHealth Group Incorporated	NO	1
		00000					Medical Hilfe S.A.	CHL	NIA	Home Medical S.A.	Ownership	100.000	UnitedHealth Group Incorporated	NO	1
		00000	26-0636717				Medical Surgical Centers of America, Inc.	DE	NIA	ASC Network, LLC	Ownership	100.000	UnitedHealth Group Incorporated	NO	1
		00000	75-2515691				MedSynergies, LLC	DE	NIA	Optum360 Solutions, LLC	Ownership	100.000	UnitedHealth Group Incorporated	NO	1
		00000	58-2101921				Melbourne Surgery Center, LLC	GA	NIA		Ownership	52.685	UnitedHealth Group Incorporated	NO	1
		00000	82-4964787				Memorial City Holdings, LLC	DE	NIA	SCA-Memorial City, LLC	Ownership	50.984	UnitedHealth Group Incorporated	NO	1
		00000	82-3689933				Memorial City Partners, LLC	DE	NIA	Memorial City Holdings, LLC	Ownership	51.000	UnitedHealth Group Incorporated	NO	1
		00000	88-3013575				Memorial Hermann Home-Based Services, L.L.C.	DE	NIA	Contessa Health Holding Company, LLC	Ownership	50.100	UnitedHealth Group Incorporated	NO	1
		00000	37-1782795				Memorial Houston Surgery Center, LLC	TX	NIA	SCA-Memorial, LLC	Ownership	62.234	UnitedHealth Group Incorporated	NO	1
		00000	26-1394069				MemorialCare Surgical Center at Orange Coast, LLC	CA	NIA	Beach Surgical Holdings LLC	Ownership	51.531	UnitedHealth Group Incorporated	NO	2
		00000	20-3678259				MemorialCare Surgical Center at Saddleback, LLC	CA	NIA	Monarch HealthCare, A Medical Group, Inc.	Ownership	4.719	UnitedHealth Group Incorporated	NO	2
		00000	20-3678259				MemorialCare Surgical Center at Saddleback, LLC	CA	NIA	Beach Surgical Holdings LLC	Ownership	52.087	UnitedHealth Group Incorporated	NO	2
		00000	47-0944781				Mena Medical Center Home Health, L.L.C.	AR	NIA	Arkansas Health Care Group, LLC	Ownership	100.000	UnitedHealth Group Incorporated	NO	1
		00000	72-1586356				Mena Medical Center Hospice, L.L.C.	AR	NIA	Arkansas Health Care Group, LLC	Ownership	100.000	UnitedHealth Group Incorporated	NO	1
		00000	62-1396317				Mental Health Resources, PLLC	TN	NIA	Physician(s) Owned	Influence	0.000	UnitedHealth Group Incorporated	NO	1
		00000	27-0203906				Mesquite Liberty, LLC	NV	NIA	Sierra Health Services, Inc.	Ownership	100.000	UnitedHealth Group Incorporated	NO	1

STATEMENT AS OF MARCH 31, 2026 OF THE UNITEDHEALTHCARE OF THE MIDLANDS, INC.

SCHEDULE Y
PART 1A - DETAILS OF INSURANCE HOLDING COMPANY SYSTEM

1	2	3	4	5	6	7	8	9	10	11	12	13	14	15	16
Group Code	Group Name	NAIC Company Code	ID Number	Federal RSSD	CIK	Name of Securities Exchange if Publicly Traded (U.S. or International)	Names of Parent, Subsidiaries Or Affiliates	Domi-ciliary Location	Relation-ship to Reporting Entity	Directly Controlled by (Name of Entity/Person)	Type of Control (Ownership, Board, Management, Attorney-in-Fact, Influence, Other)	If Control is Ownership Provide Percentage	Ultimate Controlling Entity(ies)/Person(s)	Is an SCA Filing Re-quired? (Yes/No)	*
		00000	38-3861395				MGH/SCA, LLC	CA	NIA	SC Affiliates, LLC	Ownership	1.000	UnitedHealth Group Incorporated	NO	
		00000	38-3861395				MGH/SCA, LLC	CA	NIA	Marin Surgery Holdings, Inc.	Ownership	.99.000	UnitedHealth Group Incorporated	NO	
		00000	27-4691544				MH Physician Three Holdco, a Medical Corporation	CA	NIA	Physician(s) Owned	Influence	0.000	UnitedHealth Group Incorporated	NO	1
		00000	27-2252446				MHC Real Estate Holdings, LLC	CA	NIA	Monarch Management Services, Inc.	Ownership	100.000	UnitedHealth Group Incorporated	NO	
		00000	80-0507474				MHCH, Inc.	CA	NIA	Monarch HealthCare, A Medical Group, Inc.	Ownership	100.000	UnitedHealth Group Incorporated	NO	1
		00000	83-3117053				MHI Management LLC	DE	NIA	Measure Health Innovations LLC	Ownership	100.000	UnitedHealth Group Incorporated	NO	
		00000	27-4691508				MHIPA Physician Two Holdco, a Medical Corporation	CA	NIA	Physician(s) Owned	Influence	0.000	UnitedHealth Group Incorporated	NO	1
		00000	30-0965767				Michigan In-Home Healthcare Partnership-I, LLC	MI	NIA	In-Home Healthcare Partnership, LLC	Ownership	100.000	UnitedHealth Group Incorporated	NO	
		00000	36-4857987				Michigan In-Home Healthcare Partnership-II, LLC	MI	NIA	In-Home Healthcare Partnership, LLC	Ownership	100.000	UnitedHealth Group Incorporated	NO	
		00000	38-4025399				Michigan In-Home Healthcare Partnership-III, LLC	MI	NIA	In-Home Healthcare Partnership, LLC	Ownership	100.000	UnitedHealth Group Incorporated	NO	
		00000	30-0965701				Michigan In-Home Healthcare Partnership-IV, LLC	MI	NIA	In-Home Healthcare Partnership, LLC	Ownership	100.000	UnitedHealth Group Incorporated	NO	
		00000	81-5275489				Michigan In-Home Partner-I, LLC	MI	NIA	Michigan In-Home Healthcare Partnership-I, LLC	Ownership	100.000	UnitedHealth Group Incorporated	NO	
		00000	30-0967541				Michigan In-Home Partner-II, LLC	MI	NIA	Michigan In-Home Healthcare Partnership-II, LLC	Ownership	100.000	UnitedHealth Group Incorporated	NO	
		00000	81-5278498				Michigan In-Home Partner-III, LLC	MI	NIA	Michigan In-Home Healthcare Partnership-III, LLC	Ownership	100.000	UnitedHealth Group Incorporated	NO	
		00000	81-5278983				Michigan In-Home Partner-IV, LLC	MI	NIA	Michigan In-Home Healthcare Partnership-IV, LLC	Ownership	100.000	UnitedHealth Group Incorporated	NO	
		00000	81-1663790				Mid Cities ASC, LP	TX	NIA	Cardiac Cath Lab of Mid Cities, LP	Ownership	100.000	UnitedHealth Group Incorporated	NO	2
.0707	UnitedHealth Group Incorporated	66087	62-0724538				Mid-West National Life Insurance Company of Tennessee	TX	IA	HealthMarkets, LLC	Ownership	100.000	UnitedHealth Group Incorporated	NO	
		00000	20-3345412				Midlands Orthopaedics Surgery Center, LLC	SC	NIA	SCA-Midlands, LLC	Ownership	.29.561	UnitedHealth Group Incorporated	NO	2
		00000	83-2873776				Midtown Medical, P.C.	CA	NIA	MH Physician Three Holdco, a Medical Corporation	Ownership	.99.999	UnitedHealth Group Incorporated	NO	1
		00000	20-8103522				Midwest Center for Day Surgery, LLC	IL	NIA	Advocate-SCA Partners, LLC	Ownership	.50.998	UnitedHealth Group Incorporated	NO	
		00000	93-2143215				Midwest JV Holdings, LLC	DE	NIA	Midwest Surgery Center Holdings, LLC	Ownership	100.000	UnitedHealth Group Incorporated	NO	
		00000	93-2752896				Midwest Surgery Center Holdings, LLC	DE	NIA	SC Affiliates, LLC	Ownership	100.000	UnitedHealth Group Incorporated	NO	
		00000	41-1537436				Midwest Surgery Center, LLC	IN	NIA	Midwest JV Holdings, LLC	Ownership	.20.000	UnitedHealth Group Incorporated	NO	2
		00000	83-0543458				Mile High SurgiCenter, LLC	CO	NIA	SCA-Denver Physicians Holdings, LLC	Ownership	100.000	UnitedHealth Group Incorporated	NO	
		00000	47-2117693				Mindscaapes Counseling, PLLC	CT	NIA	Refresh Connecticut, PLLC	Ownership	100.000	UnitedHealth Group Incorporated	NO	1
		00000	46-2511957				Minnesota Health Care Group, LLC	MN	NIA	LHC Group, Inc.	Ownership	100.000	UnitedHealth Group Incorporated	NO	
		00000	68-0490418				Mississippi Health Care Group, LLC	MS	NIA	LHC Group, Inc.	Ownership	100.000	UnitedHealth Group Incorporated	NO	
		00000	26-0784038				Mississippi HomeCare of Jackson II, LLC	MS	NIA	Mississippi Health Care Group, LLC	Ownership	.67.000	UnitedHealth Group Incorporated	NO	
		00000	01-0689757				Mississippi HomeCare, L.L.C.	MS	NIA	Mississippi Health Care Group, LLC	Ownership	100.000	UnitedHealth Group Incorporated	NO	
		00000	85-1606644				Mississippi Physical Therapy Services of Biotoxi, LLC	MS	NIA	Mississippi Health Care Group, LLC	Ownership	100.000	UnitedHealth Group Incorporated	NO	
		00000	61-1495255				Missouri Health Care Group, LLC	MO	NIA	LHC Group, Inc.	Ownership	100.000	UnitedHealth Group Incorporated	NO	
		00000	81-2948512				Missouri Hospice Holdings, LLC	MO	NIA	Texas Hospice Holdings, LLC	Ownership	100.000	UnitedHealth Group Incorporated	NO	
		00000	88-3684122				Missouri Physical Therapy Services of Creve Coeur, LLC	MO	NIA	Missouri Health Care Group, LLC	Ownership	100.000	UnitedHealth Group Incorporated	NO	
		00000	87-0737157				Mizell Memorial Hospital HomeCare, LLC	AL	NIA	Alabama Health Care Group, LLC	Ownership	.90.000	UnitedHealth Group Incorporated	NO	
		00000	81-2977678				Mobile Medical Services of New Jersey, PC	NJ	NIA	Physician(s) Owned	Influence	0.000	UnitedHealth Group Incorporated	NO	1
		00000	30-0445773				Mobile Medical Services, P.C.	NY	NIA	Physician(s) Owned	Influence	0.000	UnitedHealth Group Incorporated	NO	1
		00000	63-0883553				Mobile-SC, LTD.	AL	NIA	SCA-Mobile, LLC	Ownership	.19.000	UnitedHealth Group Incorporated	NO	2

16.37

STATEMENT AS OF MARCH 31, 2026 OF THE UNITEDHEALTHCARE OF THE MIDLANDS, INC.

SCHEDULE Y
PART 1A - DETAILS OF INSURANCE HOLDING COMPANY SYSTEM

1	2	3	4	5	6	7	8	9	10	11	12	13	14	15	16
Group Code	Group Name	NAIC Company Code	ID Number	Federal RSSD	CIK	Name of Securities Exchange if Publicly Traded (U.S. or International)	Names of Parent, Subsidiaries Or Affiliates	Domiciliary Location	Relationship to Reporting Entity	Directly Controlled by (Name of Entity/Person)	Type of Control (Ownership, Board, Management, Attorney-in-Fact, Influence, Other)	If Control is Ownership Provide Percentage	Ultimate Controlling Entity(ies)/Person(s)	Is an SCA Filing Required? (Yes/No)	*
		00000	83-0632231				Mohawk Surgery Center, LLC	FL	NIA	Nationwide Mohawk Holdings, LLC	Ownership	51.000	UnitedHealth Group Incorporated	NO	2
		00000	22-3935634				Monarch Health Plan, Inc.	CA	NIA	Monarch HealthCare, A Medical Group, Inc.	Ownership	100.000	UnitedHealth Group Incorporated	NO	1
		00000	33-0587660				Monarch HealthCare, A Medical Group, Inc.	CA	NIA	Monarch HealthCare, A Medical Group, Inc.	Ownership	100.000	UnitedHealth Group Incorporated	NO	1
		00000	45-3142852				Monarch Management Services, Inc.	DE	NIA	Monarch Management Services, Inc.	Ownership	100.000	UnitedHealth Group Incorporated	NO	
		00000	52-1401868				Montgomery Surgery Center Limited Partnership	MD	NIA	Montgomery Surgery Center Limited Partnership	Ownership	52.000	UnitedHealth Group Incorporated	NO	
		00000	52-1401868				Montgomery Surgery Center Limited Partnership	MD	NIA	Montgomery Surgery Center Limited Partnership	Ownership	52.000	UnitedHealth Group Incorporated	NO	
		00000	52-1401868				Montgomery Surgery Center Limited Partnership	MD	NIA	Montgomery Surgery Center Limited Partnership	Ownership	52.000	UnitedHealth Group Incorporated	NO	
		00000	36-4794488				Mooresville Home Care Services, LLC	DE	NIA	Mooresville Home Care Services, LLC	Ownership	100.000	UnitedHealth Group Incorporated	NO	
		00000	38-3913146				Morgantown Hospice, LLC	DE	NIA	Morgantown Hospice, LLC	Ownership	100.000	UnitedHealth Group Incorporated	NO	
		00000	22-3651957				Morris Avenue Endoscopy, L.L.C.	NJ	NIA	Morris Avenue Endoscopy, L.L.C.	Ownership	51.000	UnitedHealth Group Incorporated	NO	2
		00000	26-3513595				Morris County Surgical Center, LLC	NJ	NIA	Morris County Surgical Center, LLC	Ownership	58.779	UnitedHealth Group Incorporated	NO	2
		00000	26-3042733				Mountaineer HomeCare, LLC	WV	NIA	Mountaineer HomeCare, LLC	Ownership	100.000	UnitedHealth Group Incorporated	NO	
		00000	62-1506649				Mt. Pleasant Surgery Center, L.P.	TN	NIA	Mt. Pleasant Surgery Center, L.P.	Ownership	1.000	UnitedHealth Group Incorporated	NO	
		00000	62-1506649				Mt. Pleasant Surgery Center, L.P.	TN	NIA	Mt. Pleasant Surgery Center, L.P.	Ownership	99.000	UnitedHealth Group Incorporated	NO	
		00000	77-0670885				Munroe Regional HomeCare, LLC	FL	NIA	Munroe Regional HomeCare, LLC	Ownership	51.000	UnitedHealth Group Incorporated	NO	
		00000	45-4450466				Murrells Inlet ASC, LLC	SC	NIA	Murrells Inlet ASC, LLC	Ownership	51.000	UnitedHealth Group Incorporated	NO	
		00000	26-2564744				My Wellness Solutions, LLC	DE	NIA	My Wellness Solutions, LLC	Ownership	100.000	UnitedHealth Group Incorporated	NO	
		00000	20-3236839				NAMM Holdings, Inc.	DE	NIA	NAMM Holdings, Inc.	Ownership	100.000	UnitedHealth Group Incorporated	NO	
		00000	56-2627070				NAMM Medical Group Holdings, Inc.	CA	NIA	NAMM Medical Group Holdings, Inc.	Influence	0.000	UnitedHealth Group Incorporated	NO	1
		00000	20-8822378				National Cardiovascular Partners GP, LLC	TX	NIA	National Cardiovascular Partners GP, LLC	Ownership	100.000	UnitedHealth Group Incorporated	NO	
		00000	20-8822411				National Cardiovascular Partners, LP	TX	NIA	National Cardiovascular Partners, LP	Ownership	1.000	UnitedHealth Group Incorporated	NO	
		00000	20-8822411				National Cardiovascular Partners, LP	TX	NIA	National Cardiovascular Partners, LP	Ownership	99.000	UnitedHealth Group Incorporated	NO	
		00000	45-4473815				National Decision Support Company, LLC	DE	NIA	National Decision Support Company, LLC	Ownership	100.000	UnitedHealth Group Incorporated	NO	
.0707	UnitedHealth Group Incorporated	98205	73-1187572				National Foundation Life Insurance Company	TX	IA	National Foundation Life Insurance Company	Ownership	100.000	UnitedHealth Group Incorporated	NO	
		00000	61-0997496				National Health Industries, Inc.	KY	NIA	National Health Industries, Inc.	Ownership	100.000	UnitedHealth Group Incorporated	NO	
		00000	75-2441699				National Health Information Network, Inc.	TX	NIA	National Health Information Network, Inc.	Ownership	100.000	UnitedHealth Group Incorporated	NO	
.0707	UnitedHealth Group Incorporated	95251	76-0196559				National Pacific Dental, Inc.	TX	IA	National Pacific Dental, Inc.	Ownership	100.000	UnitedHealth Group Incorporated	NO	
		00000	36-3549627				National Surgery Centers, LLC	DE	NIA	National Surgery Centers, LLC	Ownership	100.000	UnitedHealth Group Incorporated	NO	
		00000	99-3267709				Nationwide ASC Holdings, LLC	FL	NIA	Nationwide ASC Holdings, LLC	Ownership	30.000	UnitedHealth Group Incorporated	NO	2
		00000	33-1968549				Nationwide Cass Holdings, LLC	FL	NIA	Nationwide Cass Holdings, LLC	Ownership	100.000	UnitedHealth Group Incorporated	NO	
		00000	33-1870063				Nationwide Celebration Holdings, LLC	FL	NIA	Nationwide Celebration Holdings, LLC	Ownership	100.000	UnitedHealth Group Incorporated	NO	
		00000					Nationwide Collier Holdings, LLC	FL	NIA	Nationwide Collier Holdings, LLC	Ownership	100.000	UnitedHealth Group Incorporated	NO	
		00000	81-1956407				Nationwide Gladius Holdings, LLC	DE	NIA	Nationwide Gladius Holdings, LLC	Ownership	75.640	UnitedHealth Group Incorporated	NO	
		00000	33-1968635				Nationwide Midtown Holdings, LLC	FL	NIA	Nationwide Midtown Holdings, LLC	Ownership	100.000	UnitedHealth Group Incorporated	NO	
		00000	33-1962025				Nationwide Mohawk Holdings, LLC	FL	NIA	Nationwide Mohawk Holdings, LLC	Ownership	100.000	UnitedHealth Group Incorporated	NO	
		00000	33-3767568				Nationwide Northwest Holdings, LLC	FL	NIA	Nationwide Northwest Holdings, LLC	Ownership	100.000	UnitedHealth Group Incorporated	NO	
		00000	33-1962134				Nationwide Ocala Holdings, LLC	FL	NIA	Nationwide Ocala Holdings, LLC	Ownership	100.000	UnitedHealth Group Incorporated	NO	
		00000	41-4596961				Nationwide Sarasota Holdings, LLC	FL	NIA	Nationwide Sarasota Holdings, LLC	Ownership	100.000	UnitedHealth Group Incorporated	NO	
		00000	33-1870155				Nationwide SFLJRC Holdings, LLC	FL	NIA	Nationwide SFLJRC Holdings, LLC	Ownership	100.000	UnitedHealth Group Incorporated	NO	
		00000					Nationwide SmartCare Holdings, LLC	FL	NIA	Nationwide SmartCare Holdings, LLC	Ownership	100.000	UnitedHealth Group Incorporated	NO	
		00000	83-1529292				Nationwide Trails Edge Holdings, LLC	DE	NIA	Nationwide Trails Edge Holdings, LLC	Ownership	100.000	UnitedHealth Group Incorporated	NO	
		00000	35-2431677				naviHealth Holdings, LLC	DE	NIA	naviHealth Holdings, LLC	Ownership	100.000	UnitedHealth Group Incorporated	NO	
		00000	61-1669841				naviHealth SM Holdings, Inc.	DE	NIA	naviHealth SM Holdings, Inc.	Ownership	100.000	UnitedHealth Group Incorporated	NO	
		00000	36-4719151				naviHealth, Inc.	DE	NIA	naviHealth, Inc.	Ownership	100.000	UnitedHealth Group Incorporated	NO	
		00000	47-2693055				NC Center For Resiliency, PLLC	NC	NIA	NC Center For Resiliency, PLLC	Influence	0.000	UnitedHealth Group Incorporated	NO	1
		00000	47-1551420				NCP Cardiac Cath Lab of Alexandria, LP	TX	NIA	NCP Cardiac Cath Lab of Alexandria, LP	Ownership	1.000	UnitedHealth Group Incorporated	NO	
		00000	47-1551420				NCP Cardiac Cath Lab of Alexandria, LP	TX	NIA	NCP Cardiac Cath Lab of Alexandria, LP	Ownership	99.000	UnitedHealth Group Incorporated	NO	

STATEMENT AS OF MARCH 31, 2026 OF THE UNITEDHEALTHCARE OF THE MIDLANDS, INC.

SCHEDULE Y
PART 1A - DETAILS OF INSURANCE HOLDING COMPANY SYSTEM

1	2	3	4	5	6	7	8	9	10	11	12	13	14	15	16
Group Code	Group Name	NAIC Company Code	ID Number	Federal RSSD	CIK	Name of Securities Exchange if Publicly Traded (U.S. or International)	Names of Parent, Subsidiaries Or Affiliates	Domiciliary Location	Relationship to Reporting Entity	Directly Controlled by (Name of Entity/Person)	Type of Control (Ownership, Board, Management, Attorney-in-Fact, Influence, Other)	If Control is Ownership Provide Percentage	Ultimate Controlling Entity(ies)/Person(s)	Is an SCA Filing Required? (Yes/No)	*
		00000	27-4320833				NCP Cardiac Cath Lab of Beaumont, LP	TX	NIA	National Cardiovascular Partners GP, LLC	Ownership	1.000	UnitedHealth Group Incorporated	NO	
		00000	27-4320833				NCP Cardiac Cath Lab of Beaumont, LP	TX	NIA	National Cardiovascular Partners, LP	Ownership	99.000	UnitedHealth Group Incorporated	NO	
		00000	80-0948081				NCP Cardiac Cath Lab of Bryan/College Station, LP	TX	NIA	National Cardiovascular Partners GP, LLC	Ownership	1.000	UnitedHealth Group Incorporated	NO	
		00000	80-0948081				NCP Cardiac Cath Lab of Bryan/College Station, LP	TX	NIA	National Cardiovascular Partners, LP	Ownership	99.000	UnitedHealth Group Incorporated	NO	
		00000	47-5644963				NCP Cardiac Cath Lab of Collin County, LP	TX	NIA	National Cardiovascular Partners GP, LLC	Ownership	1.000	UnitedHealth Group Incorporated	NO	
		00000	47-5644963				NCP Cardiac Cath Lab of Collin County, LP	TX	NIA	National Cardiovascular Partners, LP	Ownership	99.000	UnitedHealth Group Incorporated	NO	
		00000	27-5206316				NCP Cardiac Cath Lab of Conroe, LP	TX	NIA	National Cardiovascular Partners GP, LLC	Ownership	1.000	UnitedHealth Group Incorporated	NO	
		00000	27-5206316				NCP Cardiac Cath Lab of Conroe, LP	TX	NIA	National Cardiovascular Partners, LP	Ownership	99.000	UnitedHealth Group Incorporated	NO	
		00000	45-3205421				NCP Cardiac Cath Lab of Dallas, LP	TX	NIA	National Cardiovascular Partners GP, LLC	Ownership	1.000	UnitedHealth Group Incorporated	NO	
		00000	45-3205421				NCP Cardiac Cath Lab of Dallas, LP	TX	NIA	National Cardiovascular Partners, LP	Ownership	99.000	UnitedHealth Group Incorporated	NO	
		00000	82-1917222				NCP Cardiac Cath Lab of East Fort Lauderdale, LLC	DE	NIA	National Cardiovascular Partners, LP	Ownership	85.710	UnitedHealth Group Incorporated	NO	
		00000	90-0883741				NCP Cardiac Cath Lab of Fort Worth, LP	TX	NIA	National Cardiovascular Partners GP, LLC	Ownership	1.000	UnitedHealth Group Incorporated	NO	
		00000	90-0883741				NCP Cardiac Cath Lab of Fort Worth, LP	TX	NIA	National Cardiovascular Partners, LP	Ownership	99.000	UnitedHealth Group Incorporated	NO	
		00000	47-3835690				NCP Cardiac Cath Lab of Lake Charles, LP	TX	NIA	National Cardiovascular Partners GP, LLC	Ownership	1.000	UnitedHealth Group Incorporated	NO	
		00000	47-3835690				NCP Cardiac Cath Lab of Lake Charles, LP	TX	NIA	National Cardiovascular Partners, LP	Ownership	99.000	UnitedHealth Group Incorporated	NO	
		00000	47-5592044				NCP Cardiac Cath Lab of Mid Cities, LP	TX	NIA	National Cardiovascular Partners GP, LLC	Ownership	1.000	UnitedHealth Group Incorporated	NO	
		00000	47-5592044				NCP Cardiac Cath Lab of Mid Cities, LP	TX	NIA	National Cardiovascular Partners, LP	Ownership	99.000	UnitedHealth Group Incorporated	NO	
		00000	38-3973808				NCP Cardiac Cath Lab of Phoenix, LLC	DE	NIA	National Cardiovascular Partners GP, LLC	Ownership	0.850	UnitedHealth Group Incorporated	NO	
		00000	38-3973808				NCP Cardiac Cath Lab of Phoenix, LLC	DE	NIA	National Cardiovascular Partners, LP	Ownership	84.440	UnitedHealth Group Incorporated	NO	
		00000	80-0273144				NCP Cardiac Cath Lab of Tyler, LP	TX	NIA	National Cardiovascular Partners GP, LLC	Ownership	1.000	UnitedHealth Group Incorporated	NO	
		00000	80-0273144				NCP Cardiac Cath Lab of Tyler, LP	TX	NIA	National Cardiovascular Partners, LP	Ownership	99.000	UnitedHealth Group Incorporated	NO	
		00000	45-1589735				NCP Cardiac Cath Lab of Waco, LP	TX	NIA	National Cardiovascular Partners GP, LLC	Ownership	1.000	UnitedHealth Group Incorporated	NO	
		00000	45-1589735				NCP Cardiac Cath Lab of Waco, LP	TX	NIA	National Cardiovascular Partners, LP	Ownership	99.000	UnitedHealth Group Incorporated	NO	
		00000	47-1862313				NCP Cardiac Cath Lab of Wichita, LP	TX	NIA	National Cardiovascular Partners GP, LLC	Ownership	1.000	UnitedHealth Group Incorporated	NO	
		00000	47-1862313				NCP Cardiac Cath Lab of Wichita, LP	TX	NIA	National Cardiovascular Partners, LP	Ownership	99.000	UnitedHealth Group Incorporated	NO	
		00000	85-2197594				NCP East Mesa, LLC	DE	NIA	National Cardiovascular Partners, LP	Ownership	100.000	UnitedHealth Group Incorporated	NO	
		00000	86-2740192				NCP East Valley Phoenix ASC, LLC	DE	NIA	National Cardiovascular Partners, LP	Ownership	100.000	UnitedHealth Group Incorporated	NO	
		00000	37-1703800				NCP Healthcare Holdings, Inc.	DE	NIA	NCP Investment Holdings, Inc.	Ownership	100.000	UnitedHealth Group Incorporated	NO	
		00000	26-0189146				NCP Healthcare Management Company	TX	NIA	National Cardiovascular Partners, LP	Ownership	100.000	UnitedHealth Group Incorporated	NO	
		00000	36-4744042				NCP Investment Holdings, Inc.	DE	NIA	Surgical Care Affiliates, LLC	Ownership	100.000	UnitedHealth Group Incorporated	NO	
		00000	93-3699339				NCP Philadelphia, LLC	DE	NIA	National Cardiovascular Partners, LP	Ownership	100.000	UnitedHealth Group Incorporated	NO	
		00000	83-3295394				NCP Phoenix Cardiac Cath and Surgical Center, LLC	DE	NIA	National Cardiovascular Partners, LP	Ownership	100.000	UnitedHealth Group Incorporated	NO	
		00000	83-3258917				NCP Phoenix Cardiovascular Practice, LLC	DE	NIA	National Cardiovascular Partners, LP	Ownership	100.000	UnitedHealth Group Incorporated	NO	
		00000	26-4382053				NCP Port Arthur Cardiac Cath Lab, LP	TX	NIA	National Cardiovascular Partners GP, LLC	Ownership	1.000	UnitedHealth Group Incorporated	NO	
		00000	26-4382053				NCP Port Arthur Cardiac Cath Lab, LP	TX	NIA	National Cardiovascular Partners, LP	Ownership	99.000	UnitedHealth Group Incorporated	NO	
		00000	41-3891616				NEASC Holdings, LLC	NC	NIA	SC Affiliates, LLC	Ownership	100.000	UnitedHealth Group Incorporated	NO	
		00000	46-5008635				Nebraska Health Care Group, LLC	NE	NIA	LHC Group, Inc.	Ownership	100.000	UnitedHealth Group Incorporated	NO	
		00000	27-0263191				Nebraska Spine Hospital, LLC	NE	NIA	H.I. Investments Holding Company, LLC	Ownership	15.000	UnitedHealth Group Incorporated	NO	2
.0707	UnitedHealth Group Incorporated	95123	65-0996107				Neighborhood Health Partnership, Inc.	FL	IA	UnitedHealthcare, Inc.	Ownership	100.000	UnitedHealth Group Incorporated	NO	
		00000	20-4755277				Netwerkes, LLC	TN	NIA	Optum360 Solutions, LLC	Ownership	100.000	UnitedHealth Group Incorporated	NO	
		00000	35-2465420				Nevada Health Care Group, LLC	NV	NIA	LHC Group, Inc.	Ownership	100.000	UnitedHealth Group Incorporated	NO	
.0707	UnitedHealth Group Incorporated	95758	88-0228572				Nevada Pacific Dental	NV	IA	Dental Benefit Providers, Inc.	Ownership	100.000	UnitedHealth Group Incorporated	NO	
		00000	83-4359503				New Hampshire Health Care Group, LLC	NH	NIA	LHC Group, Inc.	Ownership	100.000	UnitedHealth Group Incorporated	NO	
		00000	84-3293183				New Hampshire Physical Therapy Services of Hanover, LLC	NH	NIA	New Hampshire Health Care Group, LLC	Ownership	100.000	UnitedHealth Group Incorporated	NO	
		00000	87-3033261				New Jersey Health Care Group, LLC	NJ	NIA	LHC Group, Inc.	Ownership	100.000	UnitedHealth Group Incorporated	NO	

16-39

STATEMENT AS OF MARCH 31, 2026 OF THE UNITEDHEALTHCARE OF THE MIDLANDS, INC.

SCHEDULE Y
PART 1A - DETAILS OF INSURANCE HOLDING COMPANY SYSTEM

1	2	3	4	5	6	7	8	9	10	11	12	13	14	15	16
Group Code	Group Name	NAIC Company Code	ID Number	Federal RSSD	CIK	Name of Securities Exchange if Publicly Traded (U.S. or International)	Names of Parent, Subsidiaries Or Affiliates	Domi-ciliary Location	Relation-ship to Reporting Entity	Directly Controlled by (Name of Entity/Person)	Type of Control (Ownership, Board, Management, Attorney-in-Fact, Influence, Other)	If Control is Ownership Provide Percentage	Ultimate Controlling Entity(ies)/Person(s)	Is an SCA Filing Re-quired? (Yes/No)	*
		00000					New Mexico Health Care Group, LLC	..NM.....	..NIA.....	LHC Group, Inc.	Ownership.....	100.000	UnitedHealth Group Incorporated	..NO.....	
		00000	88-2854505				New Mexico Physical Therapy Services of Albuquerque, LLC	..NM.....	..NIA.....	New Mexico Health Care Group, LLC	Ownership.....	100.000	UnitedHealth Group Incorporated	..NO.....	
		00000	72-1267232				New Orleans Regional Physician Hospital Organization, L.L.C.	..LA.....	..NIA.....	UnitedHealthcare of Louisiana, Inc.	Ownership.....	100.000	UnitedHealth Group Incorporated	..NO.....	
		00000	93-1173779				New Perspectives Center for Counseling & Therapy, L.L.C.	..OR.....	..NIA.....	Physician(s) Owned	Influence.....	0.000	UnitedHealth Group Incorporated	..NO.....	1
		00000	86-3891057				New York Licensed Clinical Social Work, P.C.	..NY.....	..NIA.....	Physician(s) Owned	Influence.....	0.000	UnitedHealth Group Incorporated	..NO.....	1
		00000	74-3010642				Nine Palms 1, L.L.C.	..VA.....	..NIA.....	Amedisys Holding, L.L.C.	Ownership.....	100.000	UnitedHealth Group Incorporated	..NO.....	
		00000	83-1111251				Nomad Buyer, Inc.	..DE.....	..NIA.....	UnitedHealth Group Incorporated	Ownership.....	100.000	UnitedHealth Group Incorporated	..NO.....	
		00000	33-0673955				North American Medical Management California, Inc.	..TN.....	..NIA.....	NAMM Holdings, Inc.	Ownership.....	100.000	UnitedHealth Group Incorporated	..NO.....	
		00000	20-3841313				North Carolina Health Care Group, LLC	..NC.....	..NIA.....	LHC Group, Inc.	Ownership.....	100.000	UnitedHealth Group Incorporated	..NO.....	
		00000	81-4801601				North Carolina In-Home Healthcare Partnership-I, LLC	..NC.....	..NIA.....	In-Home Healthcare Partnership, LLC	Ownership.....	100.000	UnitedHealth Group Incorporated	..NO.....	
		00000	38-4022047				North Carolina In-Home Healthcare Partnership-II, LLC	..NC.....	..NIA.....	In-Home Healthcare Partnership, LLC	Ownership.....	100.000	UnitedHealth Group Incorporated	..NO.....	
		00000	81-4829700				North Carolina In-Home Healthcare Partnership-III, LLC	..NC.....	..NIA.....	In-Home Healthcare Partnership, LLC	Ownership.....	100.000	UnitedHealth Group Incorporated	..NO.....	
		00000	35-2581142				North Carolina In-Home Healthcare Partnership-IV, LLC	..NC.....	..NIA.....	In-Home Healthcare Partnership, LLC	Ownership.....	100.000	UnitedHealth Group Incorporated	..NO.....	
		00000	30-1107085				North Carolina In-Home Healthcare Partnership-IX, LLC	..NC.....	..NIA.....	In-Home Healthcare Partnership, LLC	Ownership.....	100.000	UnitedHealth Group Incorporated	..NO.....	
		00000	37-1848101				North Carolina In-Home Healthcare Partnership-V, LLC	..NC.....	..NIA.....	In-Home Healthcare Partnership, LLC	Ownership.....	100.000	UnitedHealth Group Incorporated	..NO.....	
		00000	32-0518535				North Carolina In-Home Healthcare Partnership-VI, LLC	..NC.....	..NIA.....	In-Home Healthcare Partnership, LLC	Ownership.....	100.000	UnitedHealth Group Incorporated	..NO.....	
		00000	61-1815577				North Carolina In-Home Healthcare Partnership-VII, LLC	..NC.....	..NIA.....	In-Home Healthcare Partnership, LLC	Ownership.....	100.000	UnitedHealth Group Incorporated	..NO.....	
		00000	32-0573315				North Carolina In-Home Healthcare Partnership-VIII, LLC	..NC.....	..NIA.....	In-Home Healthcare Partnership, LLC	Ownership.....	100.000	UnitedHealth Group Incorporated	..NO.....	
		00000	30-0996614				North Carolina In-Home Partner-I, LLC	..NC.....	..NIA.....	North Carolina In-Home Healthcare Partnership-I, LLC	Ownership.....	100.000	UnitedHealth Group Incorporated	..NO.....	
		00000	81-4811792				North Carolina In-Home Partner-II, LLC	..NC.....	..NIA.....	North Carolina In-Home Healthcare Partnership-II, LLC	Ownership.....	100.000	UnitedHealth Group Incorporated	..NO.....	
		00000	30-0996677				North Carolina In-Home Partner-III, LLC	..NC.....	..NIA.....	North Carolina In-Home Healthcare Partnership-III, LLC	Ownership.....	100.000	UnitedHealth Group Incorporated	..NO.....	
		00000	81-4914018				North Carolina In-Home Partner-IV, LLC	..NC.....	..NIA.....	North Carolina In-Home Healthcare Partnership-IV, LLC	Ownership.....	100.000	UnitedHealth Group Incorporated	..NO.....	
		00000	83-1304076				North Carolina In-Home Partner-IX, LLC	..NC.....	..NIA.....	North Carolina In-Home Healthcare Partnership-IX, LLC	Ownership.....	100.000	UnitedHealth Group Incorporated	..NO.....	
		00000	81-5292449				North Carolina In-Home Partner-V, LLC	..NC.....	..NIA.....	North Carolina In-Home Healthcare Partnership-V, LLC	Ownership.....	100.000	UnitedHealth Group Incorporated	..NO.....	
		00000	81-5476171				North Carolina In-Home Partner-VI, LLC	..NC.....	..NIA.....	North Carolina In-Home Healthcare Partnership-VI, LLC	Ownership.....	100.000	UnitedHealth Group Incorporated	..NO.....	
		00000	81-5293415				North Carolina In-Home Partner-VII, LLC	..NC.....	..NIA.....	North Carolina In-Home Healthcare Partnership-VII, LLC	Ownership.....	100.000	UnitedHealth Group Incorporated	..NO.....	
		00000	83-1323380				North Carolina In-Home Partner-VIII, LLC	..NC.....	..NIA.....	North Carolina In-Home Healthcare Partnership-VIII, LLC	Ownership.....	100.000	UnitedHealth Group Incorporated	..NO.....	
		00000	27-2248103				North Dallas Surgical Center, LLC	..DE.....	..NIA.....	Surgical Care Affiliates, LLC	Influence.....	0.000	UnitedHealth Group Incorporated	..NO.....	
		00000					North Jersey ASC Associates, LLC	..DE.....	..NIA.....	EH-SCA Holdings Clifton, LLC	Ownership.....	51.000	UnitedHealth Group Incorporated	..NO.....	
		00000	91-1276412				North Kitsap Ambulatory Surgery Center, LLC	..WA.....	..NIA.....	SCA Pacific Surgery Holdings, LLC	Ownership.....	51.000	UnitedHealth Group Incorporated	..NO.....	

1640

STATEMENT AS OF MARCH 31, 2026 OF THE UNITEDHEALTHCARE OF THE MIDLANDS, INC.

SCHEDULE Y
PART 1A - DETAILS OF INSURANCE HOLDING COMPANY SYSTEM

1	2	3	4	5	6	7	8	9	10	11	12	13	14	15	16
Group Code	Group Name	NAIC Company Code	ID Number	Federal RSSD	CIK	Name of Securities Exchange if Publicly Traded (U.S. or International)	Names of Parent, Subsidiaries Or Affiliates	Domiciliary Location	Relationship to Reporting Entity	Directly Controlled by (Name of Entity/Person)	Type of Control (Ownership, Board, Management, Attorney-in-Fact, Influence, Other)	If Control is Ownership Provide Percentage	Ultimate Controlling Entity(ies)/Person(s)	Is an SCA Filing Required? (Yes/No)	*
		00000	20-1574246				North Okaloosa Home Health LLC	FL	NIA	AF-CH-HH, LLC	Ownership	100.000	UnitedHealth Group Incorporated	NO	
		00000	20-2564137				North Puget Sound Oncology Equipment Leasing Company, LLC	WA	NIA	Everett MSO, Inc.	Ownership	71.250	UnitedHealth Group Incorporated	NO	
		00000	26-1266166				Northampton Home Care, LLC	DE	NIA	AFAM Holding Co, LLC	Ownership	100.000	UnitedHealth Group Incorporated	NO	
		00000	35-2647028				Northeast Arkansas Partnership, LLC	AR	NIA	Arkansas Health Care Group, LLC	Ownership	60.000	UnitedHealth Group Incorporated	NO	
		00000	27-0555075				Northeast Washington Home Health, Inc.	WA	NIA	Washington Health Care Group, LLC	Ownership	100.000	UnitedHealth Group Incorporated	NO	
		00000	81-1573604				Northern California Physicians Network, Inc., a Professional Corporation	CA	NIA	Shark Holdings, P.C.	Ownership	100.000	UnitedHealth Group Incorporated	NO	1
		00000	88-0245121				Northern Nevada Health Network, Inc.	NV	NIA	Sierra Health Services, Inc.	Ownership	100.000	UnitedHealth Group Incorporated	NO	
		00000	47-2128570				Northern New Jersey Center for Advanced Endoscopy, LLC	NJ	NIA	Northern New Jersey Endoscopy Holdings, LLC	Ownership	51.000	UnitedHealth Group Incorporated	NO	
		00000	63-1240726				Northern Rockies Surgery Center, L.P.	TN	NIA	Northern Rockies Surgicenter, Inc.	Ownership	34.000	UnitedHealth Group Incorporated	NO	2
		00000	81-0399251				Northern Rockies Surgicenter, Inc.	MT	NIA	National Surgery Centers, LLC	Ownership	100.000	UnitedHealth Group Incorporated	NO	
		00000	38-3989643				Northern Westchester Facility Project LLC	DE	NIA	Ambulatory Partner Holdings, LLC	Ownership	55.000	UnitedHealth Group Incorporated	NO	
		00000	32-1092423				Northlake Real Estate Holdings, LLC	GA	NIA	SC Affiliates, LLC	Ownership	100.000	UnitedHealth Group Incorporated	NO	
		00000	86-0646417				Northlight Counseling Associates, Inc.	AZ	NIA	Physician(s) Owned	Influence	0.000	UnitedHealth Group Incorporated	NO	1
		00000	83-2429969				Northshore Extended Care Hospital, LLC	LA	NIA	Louisiana Health Care Group, L.L.C.	Ownership	52.000	UnitedHealth Group Incorporated	NO	
		00000	59-3123289				Northwest Florida Surgery Center, LLC	FL	NIA	Nationwide Northwest Holdings, LLC	Ownership	51.000	UnitedHealth Group Incorporated	NO	
		00000	91-1738970				Northwest Healthcare Alliance, Inc.	WA	NIA	Assured Capital Partners, Inc.	Ownership	100.000	UnitedHealth Group Incorporated	NO	
		00000	45-5055997				Northwest Spine and Laser Surgery Center LLC	OR	NIA	Providence & SCA Off-Campus Holdings, LLC	Ownership	57.047	UnitedHealth Group Incorporated	NO	
		00000	37-1007387				Northwest Surgicare, LLC	DE	NIA	Surgery Center Holding, LLC	Ownership	100.000	UnitedHealth Group Incorporated	NO	
		00000	75-2494046				Northwest Surgicare, Ltd., an Illinois Limited Partnership	IL	NIA	Northwest Surgicare, LLC	Ownership	53.683	UnitedHealth Group Incorporated	NO	
		00000	82-3026260				NP Services of NC, LLC	NC	NIA	National Health Industries, Inc.	Ownership	100.000	UnitedHealth Group Incorporated	NO	
		00000	82-4255048				NP Services of OH, LLC	OH	NIA	National Health Industries, Inc.	Ownership	100.000	UnitedHealth Group Incorporated	NO	
		00000	56-1963226				NSC Greensboro West, LLC	DE	NIA	National Surgery Centers, LLC	Ownership	49.000	UnitedHealth Group Incorporated	NO	2
		00000	56-1775016				NSC Greensboro, LLC	DE	NIA	National Surgery Centers, LLC	Ownership	100.000	UnitedHealth Group Incorporated	NO	
		00000	36-4210296				NSC Lancaster, LLC	DE	NIA	National Surgery Centers, LLC	Ownership	100.000	UnitedHealth Group Incorporated	NO	
		00000	91-1553479				NSC Seattle, Inc.	WA	NIA	National Surgery Centers, LLC	Ownership	100.000	UnitedHealth Group Incorporated	NO	
		00000	33-0812824				NSC Upland, LLC	DE	NIA	National Surgery Centers, LLC	Ownership	100.000	UnitedHealth Group Incorporated	NO	
		00000	38-3904633				Nurse on Call of Arizona, LLC	DE	NIA	Health at Home Holdings - Arizona, LLC	Ownership	100.000	UnitedHealth Group Incorporated	NO	
		00000	98-1815034				Nuvaila Limited	IRL	NIA	Optum Operations (Ireland) Unlimited Company	Ownership	100.000	UnitedHealth Group Incorporated	NO	
		00000	93-2785584				Nuvaila US, LLC	DE	NIA	Optum, Inc.	Ownership	100.000	UnitedHealth Group Incorporated	NO	
		00000	48-1300301				Oak Shadows of Jennings, L.L.C.	LA	NIA	Louisiana Health Care Group, L.L.C.	Ownership	100.000	UnitedHealth Group Incorporated	NO	
		00000	36-4119519				Oakbrook Subsidiary, Inc.	IL	NIA	ASC Network, LLC	Ownership	100.000	UnitedHealth Group Incorporated	NO	
		00000	38-2481929				Oakland Psychological Clinic, P.C.	MI	NIA	Perspectives of Troy, P.C.	Ownership	100.000	UnitedHealth Group Incorporated	NO	1
		00000	83-4364718				OC Cardiology Practice Partners, LLC	DE	NIA	SC Affiliates, LLC	Ownership	100.000	UnitedHealth Group Incorporated	NO	
		00000	84-3189778				OCC MSO, LLC	DE	NIA	OptumCare Specialty Practices, LLC	Ownership	50.000	UnitedHealth Group Incorporated	NO	
		00000					OGL Holdings, LLC	NY	NIA	One Gustave L. Levy Place, LLC	Ownership	100.000	UnitedHealth Group Incorporated	NO	2
		00000	74-2784940				Oherbst, Inc.	TX	NIA	Guardian Healthcare Holdings, Inc.	Ownership	100.000	UnitedHealth Group Incorporated	NO	
		00000	26-2948051				Ohio Health Care Group, LLC	OH	NIA	LHC Group, Inc.	Ownership	100.000	UnitedHealth Group Incorporated	NO	
		00000	32-0549633				Ohio Hospice Holdings, LLC	DE	NIA	Texas Hospice Holdings, LLC	Ownership	100.000	UnitedHealth Group Incorporated	NO	
		00000	84-2230289				Ohio In-Home Healthcare Partnership-I, LLC	OH	NIA	Ohio Health Care Group, LLC	Ownership	100.000	UnitedHealth Group Incorporated	NO	
		00000	84-2479780				Ohio In-Home Partner-I, LLC	OH	NIA	Ohio In-Home Healthcare Partnership-I, LLC	Ownership	100.000	UnitedHealth Group Incorporated	NO	
		00000	87-1767658				Ohio Physical Therapy Services of Mayfield Heights, LLC	OH	NIA	Ohio Health Care Group, LLC	Ownership	100.000	UnitedHealth Group Incorporated	NO	

1641

STATEMENT AS OF MARCH 31, 2026 OF THE UNITEDHEALTHCARE OF THE MIDLANDS, INC.

SCHEDULE Y
PART 1A - DETAILS OF INSURANCE HOLDING COMPANY SYSTEM

1	2	3	4	5	6	7	8	9	10	11	12	13	14	15	16
Group Code	Group Name	NAIC Company Code	ID Number	Federal RSSD	CIK	Name of Securities Exchange if Publicly Traded (U.S. or International)	Names of Parent, Subsidiaries Or Affiliates	Domiciliary Location	Relationship to Reporting Entity	Directly Controlled by (Name of Entity/Person)	Type of Control (Ownership, Board, Management, Attorney-in-Fact, Influence, Other)	If Control is Ownership Provide Percentage	Ultimate Controlling Entity(ies)/Person(s)	Is an SCA Filing Required? (Yes/No)	*
		00000	33-3215572				Ohio Physical Therapy Services of Mentor, LLC	..OH.....	..NIA.....	Ohio Health Care Group, LLC	Ownership.....	100.000	UnitedHealth Group Incorporated	..NO.....	
		00000	87-4673219				Ohio Physical Therapy Services of Richmond Heights, LLC	..OH.....	..NIA.....	Ohio Health Care Group, LLC	Ownership.....	100.000	UnitedHealth Group Incorporated	..NO.....	
		00000	85-0538001				Ohio Physical Therapy Services of Xenia, LLC	..OH.....	..NIA.....	Ohio Health Care Group, LLC	Ownership.....	100.000	UnitedHealth Group Incorporated	..NO.....	
		00000	45-2662292				OhioSolutions.org LLC	..OH.....	..NIA.....	Refresh Mental Health, Inc.	Ownership.....	100.000	UnitedHealth Group Incorporated	..NO.....	
		00000	93-0979031				OHR Physician Group, P.C.	..OR.....	..NIA.....	Physician(s) Owned	Influence.....	0.000	UnitedHealth Group Incorporated	..NO.....	1
		00000	26-3388890				Oklahoma City Home Care Services LLC	..DE.....	..NIA.....	AFAM Holding Co, LLC	Ownership.....	100.000	UnitedHealth Group Incorporated	..NO.....	
		00000	20-4138550				Oklahoma Health Care Group, LLC	..OK.....	..NIA.....	LHC Group, Inc.	Ownership.....	100.000	UnitedHealth Group Incorporated	..NO.....	
		00000	99-4120814				Oklahoma Physical Therapy Services of Norman, LLC	..OK.....	..NIA.....	Oklahoma Health Care Group, LLC	Ownership.....	100.000	UnitedHealth Group Incorporated	..NO.....	
		00000	91-1160442				Olympia Arthritis and Rehabilitation Clinic, Inc., P.S	..WA.....	..NIA.....	Physician(s) Owned	Influence.....	0.000	UnitedHealth Group Incorporated	..NO.....	1
		00000	98-1454609				Omesa SpA	..CHL.....	..NIA.....	Vida Integra S.p.A.	Ownership.....	100.000	UnitedHealth Group Incorporated	..NO.....	
		00000	04-3630085				OMNI Health Management, LLC	..FL.....	..NIA.....	OMNI Home Health Services, LLC	Ownership.....	100.000	UnitedHealth Group Incorporated	..NO.....	
		00000	20-0527566				OMNI Home Health - District 2, LLC	..FL.....	..NIA.....	OMNI Home Health Services, LLC	Ownership.....	100.000	UnitedHealth Group Incorporated	..NO.....	
		00000	20-1657488				OMNI Home Health - District 4, LLC	..FL.....	..NIA.....	OMNI Home Health Services, LLC	Ownership.....	100.000	UnitedHealth Group Incorporated	..NO.....	
		00000	59-3741300				OMNI Home Health - Hernando, LLC	..FL.....	..NIA.....	OMNI Home Health Services, LLC	Ownership.....	100.000	UnitedHealth Group Incorporated	..NO.....	
		00000	59-3754764				OMNI Home Health - Jacksonville, LLC	..FL.....	..NIA.....	OMNI Home Health Services, LLC	Ownership.....	100.000	UnitedHealth Group Incorporated	..NO.....	
		00000	45-2638400				OMNI Home Health Holdings, Inc.	..DE.....	..NIA.....	National Health Industries, Inc.	Ownership.....	100.000	UnitedHealth Group Incorporated	..NO.....	
		00000	26-2010556				OMNI Home Health Services, LLC	..DE.....	..NIA.....	OMNI Home Health Holdings, Inc.	Ownership.....	100.000	UnitedHealth Group Incorporated	..NO.....	
		00000	27-0062838				OmniClaim, LLC	..DE.....	..NIA.....	Equian, LLC	Ownership.....	100.000	UnitedHealth Group Incorporated	..NO.....	
		00000	82-2646285				One Gustave L. Levy Place Independent Practice Association, LLC	..NY.....	..NIA.....	One Gustave L. Levy Place, LLC	Ownership.....	100.000	UnitedHealth Group Incorporated	..NO.....	
		00000	37-1860554				One Gustave L. Levy Place, LLC	..DE.....	..NIA.....	Contessa Health Holding Company, LLC	Ownership.....	51.000	UnitedHealth Group Incorporated	..NO.....	
		00000	82-1503516				OnePartner Health Solutions, LLC	..TN.....	..NIA.....	Holston MSO, LLC	Ownership.....	100.000	UnitedHealth Group Incorporated	..NO.....	
		00000	61-1863119				OnePartner TN, LLC	..TN.....	..NIA.....	OnePartner, LLC	Ownership.....	100.000	UnitedHealth Group Incorporated	..NO.....	
		00000	26-0575097				OnePartner, LLC	..VA.....	..NIA.....	Holston MSO, LLC	Ownership.....	100.000	UnitedHealth Group Incorporated	..NO.....	
		00000	92-1841961				OPA MSO, LLC	..DE.....	..NIA.....	OptumCare Specialty Practices, LLC	Ownership.....	50.000	UnitedHealth Group Incorporated	..NO.....	
		00000	26-1914835				Ophthalmology Surgery Center of Dallas, LLC	..TX.....	..NIA.....	Surgical Care Affiliates, LLC	Influence.....	0.000	UnitedHealth Group Incorporated	..NO.....	
0707	UnitedHealth Group Incorporated	96940	52-1518174				Optimum Choice, Inc.	..MD.....	..IA.....	United HealthCare Services, Inc.	Ownership.....	100.000	UnitedHealth Group Incorporated	..NO.....	
		00000	41-4182704				Optum Atlantic, LLC	..DE.....	..NIA.....	Optum Financial, Inc.	Ownership.....	100.000	UnitedHealth Group Incorporated	..NO.....	
		00000	30-0226127				Optum Auto, LLC	..CO.....	..NIA.....	PMI Acquisition, LLC	Ownership.....	100.000	UnitedHealth Group Incorporated	..NO.....	
		00000	47-0858534	3202702			Optum Aviator Investor, LLC	..DE.....	..NIA.....	Collaborative Care Holdings, LLC	Ownership.....	100.000	UnitedHealth Group Incorporated	..NO.....	
		00000	84-4887072				Optum Bank, Inc.	..UT.....	..NIA.....	Optum Financial, Inc.	Ownership.....	100.000	UnitedHealth Group Incorporated	..NO.....	
		00000	93-2952612				Optum Behavioral Care of California, P.C.	..CA.....	..NIA.....	Physician(s) Owned	Influence.....	0.000	UnitedHealth Group Incorporated	..NO.....	1
		00000	93-2339326				Optum Behavioral Care of Colorado, P.C.	..CO.....	..NIA.....	Physician(s) Owned	Influence.....	0.000	UnitedHealth Group Incorporated	..NO.....	1
		00000	93-2339326				Optum Behavioral Care of Connecticut, P.C.	..CT.....	..NIA.....	Physician(s) Owned	Influence.....	0.000	UnitedHealth Group Incorporated	..NO.....	1
		00000	93-2412869				Optum Behavioral Care of Delaware, Inc.	..DE.....	..NIA.....	Refresh Mental Health, Inc.	Ownership.....	100.000	UnitedHealth Group Incorporated	..NO.....	
		00000	93-3404672				Optum Behavioral Care of Kansas, P.A.	..KS.....	..NIA.....	Physician(s) Owned	Influence.....	0.000	UnitedHealth Group Incorporated	..NO.....	1
		00000	85-0666386				Optum Behavioral Care of New Jersey, P.C.	..NJ.....	..NIA.....	Physician(s) Owned	Influence.....	0.000	UnitedHealth Group Incorporated	..NO.....	1
		00000	85-1959641				Optum Behavioral Care of North Carolina, P.C.	..NC.....	..NIA.....	Physician(s) Owned	Influence.....	0.000	UnitedHealth Group Incorporated	..NO.....	1
		00000	93-2446694				Optum Behavioral Care of Ohio, Inc.	..OH.....	..NIA.....	Refresh Mental Health, Inc.	Ownership.....	100.000	UnitedHealth Group Incorporated	..NO.....	
		00000	84-3152209				Optum Behavioral Care of Texas, P.A.	..TX.....	..NIA.....	Physician(s) Owned	Influence.....	0.000	UnitedHealth Group Incorporated	..NO.....	1
		00000	93-2422578				Optum Behavioral Care of Virginia, Inc.	..VA.....	..NIA.....	Refresh Mental Health, Inc.	Ownership.....	100.000	UnitedHealth Group Incorporated	..NO.....	
		00000	99-4597708				Optum Behavioral Care Therapy Services of Illinois, P.C.	..IL.....	..NIA.....	Physician(s) Owned	Influence.....	0.000	UnitedHealth Group Incorporated	..NO.....	1
		00000	36-3437660				Optum Biometrics, Inc.	..IL.....	..NIA.....	OptumHealth Care Solutions, LLC	Ownership.....	100.000	UnitedHealth Group Incorporated	..NO.....	

16.42

STATEMENT AS OF MARCH 31, 2026 OF THE UNITEDHEALTHCARE OF THE MIDLANDS, INC.

SCHEDULE Y
PART 1A - DETAILS OF INSURANCE HOLDING COMPANY SYSTEM

1	2	3	4	5	6	7	8	9	10	11	12	13	14	15	16
Group Code	Group Name	NAIC Company Code	ID Number	Federal RSSD	CIK	Name of Securities Exchange if Publicly Traded (U.S. or International)	Names of Parent, Subsidiaries Or Affiliates	Domi-ciliary Location	Relation-ship to Reporting Entity	Directly Controlled by (Name of Entity/Person)	Type of Control (Ownership, Board, Management, Attorney-in-Fact, Influence, Other)	If Control is Ownership Provide Percentage	Ultimate Controlling Entity(ies)/Person(s)	Is an SCA Filing Re-quired? (Yes/No)	*
		00000	45-4770582				Optum Care Network of Indiana, LLC	IN	NIA	AHN Target Holdings, LLC	Ownership	100.000	UnitedHealth Group Incorporated	NO	
		00000	45-3143218				Optum Care Networks, Inc.	DE	NIA	Collaborative Care Holdings, LLC	Ownership	100.000	UnitedHealth Group Incorporated	NO	
		00000	13-4138665				Optum Care of New York Management, Inc.	NY	NIA	Inspiris, Inc.	Ownership	100.000	UnitedHealth Group Incorporated	NO	
		00000	26-0683057				Optum Care Services Company	TN	NIA	Inspiris, Inc.	Ownership	100.000	UnitedHealth Group Incorporated	NO	
		00000	91-0214500				Optum Care Washington, PLLC	WA	NIA	Everett Physicians, Inc. P.S.	Ownership	99.999	UnitedHealth Group Incorporated	NO	1
		00000	83-1959511				Optum Care, Inc.	DE	NIA	Collaborative Care Services, Inc.	Ownership	100.000	UnitedHealth Group Incorporated	NO	
		00000	88-1704725				Optum Clinics Holding Company, Inc.	DE	NIA	Collaborative Care Holdings, LLC	Ownership	100.000	UnitedHealth Group Incorporated	NO	
		00000					Optum Digital Health Holdings, LLC	DE	NIA	Optum Services, Inc.	Ownership	100.000	UnitedHealth Group Incorporated	NO	
		00000	46-1981651				Optum Direct To Consumer, LLC	DE	NIA	Optum, Inc.	Ownership	9.091	UnitedHealth Group Incorporated	NO	
		00000	46-1981651				Optum Direct To Consumer, LLC	DE	NIA	RVO Health, LLC	Ownership	90.909	UnitedHealth Group Incorporated	NO	
		00000	39-3508631				Optum Distribution Center, LLC	AZ	NIA	OptumHealth Care Solutions, LLC	Ownership	100.000	UnitedHealth Group Incorporated	NO	
		00000	83-2298550				Optum East ACO, LLC	AR	NIA	Collaborative Care Holdings, LLC	Ownership	100.000	UnitedHealth Group Incorporated	NO	
		00000	66-1026448				Optum Everycare, P.C.	PR	NIA	Physician(s) Owned	Influence	0.000	UnitedHealth Group Incorporated	NO	1
		00000	47-0858530				Optum Financial, Inc.	DE	NIA	OptumHealth Holdings, LLC	Ownership	100.000	UnitedHealth Group Incorporated	NO	
		00000	47-3146510				Optum Frontier Therapies Commercial Services, Inc.	DE	NIA	Optum Frontier Therapies Holdings, LLC	Ownership	100.000	UnitedHealth Group Incorporated	NO	
		00000	85-2786455				Optum Frontier Therapies Holdings, LLC	DE	NIA	Optum, Inc.	Ownership	100.000	UnitedHealth Group Incorporated	NO	
		00000	45-2532834				Optum Frontier Therapies II, LLC	NV	NIA	Optum Frontier Therapies Holdings, LLC	Ownership	100.000	UnitedHealth Group Incorporated	NO	
		00000	93-3335527				Optum Frontier Therapies Specialty Distribution, LLC	NV	NIA	Optum Frontier Therapies Holdings, LLC	Ownership	100.000	UnitedHealth Group Incorporated	NO	
		00000	45-2301399				Optum Frontier Therapies, LLC	MI	NIA	Optum Frontier Therapies Holdings, LLC	Ownership	100.000	UnitedHealth Group Incorporated	NO	
		00000	87-1335182				Optum Genomics, Inc.	DE	NIA	United HealthCare Services, Inc.	Ownership	100.000	UnitedHealth Group Incorporated	NO	
		00000	98-1103015				Optum Global Solutions (India) Private Limited	IND	NIA	UnitedHealth International, Inc.	Ownership	0.001	UnitedHealth Group Incorporated	NO	
		00000	98-1103015				Optum Global Solutions (India) Private Limited	IND	NIA	XLHealth Corporation	Ownership	10.722	UnitedHealth Group Incorporated	NO	
		00000	98-1103015				Optum Global Solutions (India) Private Limited	IND	NIA	Optum Global Solutions International B.V.	Ownership	89.277	UnitedHealth Group Incorporated	NO	
		00000	98-1097776				Optum Global Solutions (Philippines), Inc.	PHL	NIA	Optum Global Solutions International B.V.	Ownership	99.994	UnitedHealth Group Incorporated	NO	
		00000	98-1201187				Optum Global Solutions International B.V.	NLD	NIA	Optum Technology, LLC	Ownership	100.000	UnitedHealth Group Incorporated	NO	
		00000	04-3574101				Optum Government Solutions, Inc.	DE	NIA	OptumInsight, Inc.	Ownership	100.000	UnitedHealth Group Incorporated	NO	
		00000	84-3719654				Optum Growth Partners, LLC	DE	NIA	Optum Aviator Investor, LLC	Ownership	100.000	UnitedHealth Group Incorporated	NO	
		00000					Optum Health & Technology (Hong Kong) Limited	HKG	NIA	OptumHealth International B.V.	Ownership	100.000	UnitedHealth Group Incorporated	NO	
		00000	98-1095799				Optum Health & Technology (India) Private Limited	IND	NIA	United Behavioral Health	Ownership	0.001	UnitedHealth Group Incorporated	NO	
		00000	98-1095799				Optum Health & Technology (India) Private Limited	IND	NIA	OptumHealth International B.V.	Ownership	99.999	UnitedHealth Group Incorporated	NO	
		00000	98-1097886				Optum Health & Technology (Singapore) Pte. Ltd.	SGP	NIA	OptumHealth International B.V.	Ownership	100.000	UnitedHealth Group Incorporated	NO	
		00000	20-2149493				Optum Health & Technology (US), LLC	MO	NIA	OptumHealth Holdings, LLC	Ownership	100.000	UnitedHealth Group Incorporated	NO	
		00000	43-1747235				Optum Health & Technology Holdings (US), Inc.	MO	NIA	Optum, Inc.	Ownership	100.000	UnitedHealth Group Incorporated	NO	
		00000	98-1184561				Optum Health & Technology Serviços do Brasil Ltda.	BRA	NIA	OptumInsight, Inc.	Ownership	0.002	UnitedHealth Group Incorporated	NO	
		00000	98-1184561				Optum Health & Technology Serviços do Brasil Ltda.	BRA	NIA	Optum Global Solutions International B.V.	Ownership	99.998	UnitedHealth Group Incorporated	NO	
		00000	39-2318307				Optum Health Network MSSP ACO, LLC	TN	NIA	Collaborative Care Holdings, LLC	Ownership	100.000	UnitedHealth Group Incorporated	NO	
		00000	27-2309024				Optum Health Networks, Inc.	DE	NIA	Collaborative Care Holdings, LLC	Ownership	100.000	UnitedHealth Group Incorporated	NO	
		00000	46-2385459				Optum Health Plan of California	DE	NIA	OptumCare Holdings, LLC	Ownership	100.000	UnitedHealth Group Incorporated	NO	

16.43

STATEMENT AS OF MARCH 31, 2026 OF THE UNITEDHEALTHCARE OF THE MIDLANDS, INC.

SCHEDULE Y
PART 1A - DETAILS OF INSURANCE HOLDING COMPANY SYSTEM

1	2	3	4	5	6	7	8	9	10	11	12	13	14	15	16
Group Code	Group Name	NAIC Company Code	ID Number	Federal RSSD	CIK	Name of Securities Exchange if Publicly Traded (U.S. or International)	Names of Parent, Subsidiaries Or Affiliates	Domi-ciliary Location	Relation-ship to Reporting Entity	Directly Controlled by (Name of Entity/Person)	Type of Control (Ownership, Board, Management, Attorney-in-Fact, Influence, Other)	If Control is Ownership Provide Percentage	Ultimate Controlling Entity(ies)/Person(s)	Is an SCA Filing Re-quired? (Yes/No)	*
		00000	98-1097921				Optum Health Services (Canada) Ltd.	..CAN.....	..NIA.....	Optum Health & Technology Holdings (US), Inc.	Ownership.....	100.000	UnitedHealth Group Incorporated	..NO.....	
		00000	98-1406274				Optum Health Solutions (Australia) Pty Ltd.	..AUS.....	..NIA.....	Optum UK Solutions Group Limited	Ownership.....	100.000	UnitedHealth Group Incorporated	..NO.....	
		00000	98-1147355				Optum Health Solutions (UK) Limited	..GBR.....	..NIA.....	Optum UK Solutions Group Limited	Ownership.....	100.000	UnitedHealth Group Incorporated	..NO.....	
		00000	58-2068880				Optum Healthcare of Illinois, Inc.	..GA.....	..NIA.....	Optum Women's and Children's Health, LLC	Ownership.....	100.000	UnitedHealth Group Incorporated	..NO.....	
		00000	92-3197749				Optum Heart and Vascular Center, LLC	..NV.....	..NIA.....	SCA-Optum Nevada Holdings, LLC	Ownership.....	45.000	UnitedHealth Group Incorporated	..NO.....	
		00000	93-4258544				Optum Infusion Clinic, LLC	..AZ.....	..NIA.....	Optum, Inc.	Ownership.....	100.000	UnitedHealth Group Incorporated	..NO.....	
		00000	11-2997132				Optum Infusion Services 100, Inc.	..NY.....	..NIA.....	Optum Infusion Services 500, Inc.	Ownership.....	100.000	UnitedHealth Group Incorporated	..NO.....	
		00000	11-3485985				Optum Infusion Services 101, Inc.	..NY.....	..NIA.....	Optum Infusion Services 100, Inc.	Ownership.....	100.000	UnitedHealth Group Incorporated	..NO.....	
		00000	27-1533840				Optum Infusion Services 103, LLC	..DE.....	..NIA.....	Serquinox Holdings LLC	Ownership.....	100.000	UnitedHealth Group Incorporated	..NO.....	
		00000	57-0861358				Optum Infusion Services 200, Inc.	..SC.....	..NIA.....	Ambient Healthcare, Inc.	Ownership.....	100.000	UnitedHealth Group Incorporated	..NO.....	
		00000	55-0802777				Optum Infusion Services 201, Inc.	..FL.....	..NIA.....	Ambient Healthcare, Inc.	Ownership.....	100.000	UnitedHealth Group Incorporated	..NO.....	
		00000	20-4881413				Optum Infusion Services 202, Inc.	..FL.....	..NIA.....	Ambient Healthcare, Inc.	Ownership.....	100.000	UnitedHealth Group Incorporated	..NO.....	
		00000	33-1012700				Optum Infusion Services 203, Inc.	..FL.....	..NIA.....	Ambient Healthcare, Inc.	Ownership.....	100.000	UnitedHealth Group Incorporated	..NO.....	
		00000	55-0802774				Optum Infusion Services 204, Inc.	..FL.....	..NIA.....	Ambient Healthcare, Inc.	Ownership.....	100.000	UnitedHealth Group Incorporated	..NO.....	
		00000	26-3738273				Optum Infusion Services 205, Inc.	..FL.....	..NIA.....	Ambient Healthcare, Inc.	Ownership.....	100.000	UnitedHealth Group Incorporated	..NO.....	
		00000	63-1284325				Optum Infusion Services 206, Inc.	..AL.....	..NIA.....	Ambient Healthcare, Inc.	Ownership.....	100.000	UnitedHealth Group Incorporated	..NO.....	
		00000	63-0964525				Optum Infusion Services 207, Inc.	..AL.....	..NIA.....	Optum Infusion Services 206, Inc.	Ownership.....	100.000	UnitedHealth Group Incorporated	..NO.....	
		00000	55-0802779				Optum Infusion Services 209, Inc.	..GA.....	..NIA.....	Ambient Healthcare, Inc.	Ownership.....	100.000	UnitedHealth Group Incorporated	..NO.....	
		00000	75-2196224				Optum Infusion Services 301, LP	..OK.....	..NIA.....	Optum Infusion Services 500, Inc.	Ownership.....	99.950	UnitedHealth Group Incorporated	..NO.....	
		00000	75-2196224				Optum Infusion Services 301, LP	..OK.....	..NIA.....	Optum Infusion Services 305, LLC	Ownership.....	0.050	UnitedHealth Group Incorporated	..NO.....	
		00000	27-0668812				Optum Infusion Services 302, LLC	..NE.....	..NIA.....	Optum Infusion Services 500, Inc.	Ownership.....	100.000	UnitedHealth Group Incorporated	..NO.....	
		00000	26-2565032				Optum Infusion Services 305, LLC	..DE.....	..NIA.....	Optum Infusion Services 500, Inc.	Ownership.....	100.000	UnitedHealth Group Incorporated	..NO.....	
		00000	20-3741084				Optum Infusion Services 308, LLC	..AZ.....	..NIA.....	SCP Specialty Infusion, LLC	Ownership.....	100.000	UnitedHealth Group Incorporated	..NO.....	
		00000	02-0653265				Optum Infusion Services 401, LLC	..CA.....	..NIA.....	SCP Specialty Infusion, LLC	Ownership.....	100.000	UnitedHealth Group Incorporated	..NO.....	
		00000	26-4312858				Optum Infusion Services 402, LLC	..CA.....	..NIA.....	SCP Specialty Infusion, LLC	Ownership.....	100.000	UnitedHealth Group Incorporated	..NO.....	
		00000	93-1103256				Optum Infusion Services 404, LLC	..OR.....	..NIA.....	SCP Specialty Infusion, LLC	Ownership.....	100.000	UnitedHealth Group Incorporated	..NO.....	
		00000	27-3918706				Optum Infusion Services 500, Inc.	..DE.....	..NIA.....	AxelaCare, LLC	Ownership.....	100.000	UnitedHealth Group Incorporated	..NO.....	
		00000	84-2822134				Optum Infusion Services 501, Inc.	..DE.....	..NIA.....	Optum Infusion Services 500, Inc.	Ownership.....	100.000	UnitedHealth Group Incorporated	..NO.....	
		00000	01-0808529				Optum Infusion Services 550, LLC	..DE.....	..NIA.....	Diplomat Blocker, LLC	Ownership.....	100.000	UnitedHealth Group Incorporated	..NO.....	
		00000	02-0651651				Optum Infusion Services 553, LLC	..NC.....	..NIA.....	Diplomat Pharmacy, Inc.	Ownership.....	100.000	UnitedHealth Group Incorporated	..NO.....	
0707	UnitedHealth Group Incorporated	69647	31-0628424				Optum Insurance of Ohio, Inc.	..OH.....	..IA.....	OptumRx PBM of Maryland, LLC	Ownership.....	100.000	UnitedHealth Group Incorporated	..NO.....	
		00000					Optum Ireland Health Services Limited	..IRL.....	..NIA.....	Optum Operations (Ireland) Unlimited Company	Ownership.....	100.000	UnitedHealth Group Incorporated	..NO.....	
		00000	84-2324145				Optum KS Holdings, LLC	..DE.....	..NIA.....	Collaborative Care Holdings, LLC	Ownership.....	100.000	UnitedHealth Group Incorporated	..NO.....	
		00000	46-1615964				Optum Labs Topaz, Inc.	..DE.....	..NIA.....	Optum, Inc.	Ownership.....	100.000	UnitedHealth Group Incorporated	..NO.....	
		00000					Optum Labs, Inc.	..PHL.....	..NIA.....	Optum Labs, LLC	Ownership.....	99.994	UnitedHealth Group Incorporated	..NO.....	
		00000	80-0315079				Optum Labs, LLC	..DE.....	..NIA.....	United HealthCare Services, Inc.	Ownership.....	100.000	UnitedHealth Group Incorporated	..NO.....	
		00000	98-1209730				Optum Life Sciences (Canada) Inc.	..CAN.....	..NIA.....	OptumInsight Life Sciences, Inc.	Ownership.....	100.000	UnitedHealth Group Incorporated	..NO.....	
		00000	98-1098190				Optum Management Consulting (Shanghai) Co., Ltd.	..CHN.....	..NIA.....	Optum Health & Technology Holdings (US), Inc.	Ownership.....	100.000	UnitedHealth Group Incorporated	..NO.....	
		00000	22-3624559				Optum Medical Care of New Jersey, P.C.	..NJ.....	..NIA.....	Physician(s) Owned	Influence.....	0.000	UnitedHealth Group Incorporated	..NO.....	1
		00000	13-3544120				Optum Medical Care, P.C.	..NY.....	..NIA.....	Physician(s) Owned	Influence.....	0.000	UnitedHealth Group Incorporated	..NO.....	1
		00000	88-0310956				Optum Medical Group (Rhodes), P.C.	..NV.....	..NIA.....	Physician(s) Owned	Influence.....	0.000	UnitedHealth Group Incorporated	..NO.....	1
		00000	86-0857176				Optum Medical Group II (Rhodes), P.C.	..NV.....	..NIA.....	Physician(s) Owned	Influence.....	0.000	UnitedHealth Group Incorporated	..NO.....	1
		00000	46-2662506				Optum Medical Group, P.A.	..KS.....	..NIA.....	Physician(s) Owned	Influence.....	0.000	UnitedHealth Group Incorporated	..NO.....	1
		00000	30-0826311				Optum Medical Services of California, P.C.	..CA.....	..NIA.....	Physician(s) Owned	Influence.....	0.000	UnitedHealth Group Incorporated	..NO.....	1
		00000	45-5424191				Optum Medical Services of Colorado, P.C.	..CO.....	..NIA.....	Physician(s) Owned	Influence.....	0.000	UnitedHealth Group Incorporated	..NO.....	1
		00000	45-3866363				Optum Medical Services, P.C.	..NC.....	..NIA.....	Physician(s) Owned	Influence.....	0.000	UnitedHealth Group Incorporated	..NO.....	1

16.44

STATEMENT AS OF MARCH 31, 2026 OF THE UNITEDHEALTHCARE OF THE MIDLANDS, INC.

SCHEDULE Y
PART 1A - DETAILS OF INSURANCE HOLDING COMPANY SYSTEM

1	2	3	4	5	6	7	8	9	10	11	12	13	14	15	16
Group Code	Group Name	NAIC Company Code	ID Number	Federal RSSD	CIK	Name of Securities Exchange if Publicly Traded (U.S. or International)	Names of Parent, Subsidiaries Or Affiliates	Domiciliary Location	Relationship to Reporting Entity	Directly Controlled by (Name of Entity/Person)	Type of Control (Ownership, Board, Management, Attorney-in-Fact, Influence, Other)	If Control is Ownership Provide Percentage	Ultimate Controlling Entity(ies)/Person(s)	Is an SCA Filing Required? (Yes/No)	*
.0707	UnitedHealth Group Incorporated	11068	30-0029448				Optum Networks of New Jersey, Inc.	DE	IA	OrthoNet Holdings, Inc.	Ownership	100.000	UnitedHealth Group Incorporated	NO	
		00000	58-1873062				Optum of New York, Inc.	NY	NIA	Optum Women's and Children's Health, LLC	Ownership	100.000	UnitedHealth Group Incorporated	NO	
		00000	98-1097761				Optum Operations (Ireland) Unlimited Company	IRL	NIA	UHC Finance (Ireland) Limited	Ownership	100.000	UnitedHealth Group Incorporated	NO	
		00000	85-3355553				Optum Oregon MSO, LLC	DE	NIA	Collaborative Care Holdings, LLC	Ownership	100.000	UnitedHealth Group Incorporated	NO	
		00000	88-0934943				Optum Peak Endoscopy Center, LLC	DE	NIA	Optum SCA CS JV Holdings, LLC	Ownership	51.000	UnitedHealth Group Incorporated	NO	
		00000	45-3629080				Optum Perks LLC	DE	NIA	RVO Health, LLC	Ownership	100.000	UnitedHealth Group Incorporated	NO	
		00000	87-1235240				Optum Pharma Services Holdings, Inc.	DE	NIA	Optum, Inc.	Ownership	100.000	UnitedHealth Group Incorporated	NO	
		00000	82-4030553				Optum Pharmacy 700, LLC	DE	NIA	OptumRx Administrative Services, LLC	Ownership	100.000	UnitedHealth Group Incorporated	NO	
		00000	84-2827343				Optum Pharmacy 701, LLC	DE	NIA	OptumRx Administrative Services, LLC	Ownership	100.000	UnitedHealth Group Incorporated	NO	
		00000	46-2731176				Optum Pharmacy 702, LLC	IN	NIA	OptumRx PBM of Illinois, Inc.	Ownership	100.000	UnitedHealth Group Incorporated	NO	
		00000	20-2719823				Optum Pharmacy 704, Inc.	TX	NIA	BriovaRx of Florida, Inc.	Ownership	100.000	UnitedHealth Group Incorporated	NO	
		00000	55-0824381				Optum Pharmacy 705, LLC	AL	NIA	BriovaRx of Maine, Inc.	Ownership	100.000	UnitedHealth Group Incorporated	NO	
		00000	74-3103518				Optum Pharmacy 706, Inc.	NY	NIA	Salveo Specialty Pharmacy, Inc.	Ownership	100.000	UnitedHealth Group Incorporated	NO	
		00000	20-4515146				Optum Pharmacy 707, Inc.	CA	NIA	Salveo Specialty Pharmacy, Inc.	Ownership	100.000	UnitedHealth Group Incorporated	NO	
		00000	13-4318552				Optum Pharmacy 801, Inc.	AZ	NIA	Apotheary Holdings, Inc.	Ownership	100.000	UnitedHealth Group Incorporated	NO	
		00000	20-4581265				Optum Public Sector Solutions, Inc.	DE	NIA	Optum Serve, LLC	Ownership	100.000	UnitedHealth Group Incorporated	NO	
		00000	46-3328009				Optum Rocket, LLC	DE	NIA	OptumInsight, Inc.	Ownership	100.000	UnitedHealth Group Incorporated	NO	
		00000	87-2719650				Optum SCA CS JV Holdings, LLC	DE	NIA	SCA Colorado Springs Holdings, LLC	Ownership	30.000	UnitedHealth Group Incorporated	NO	
		00000	87-2719650				Optum SCA CS JV Holdings, LLC	DE	NIA	OptumCare Colorado Medical Group, LLC	Ownership	70.000	UnitedHealth Group Incorporated	NO	
		00000	99-0801979				Optum Select Management, Inc.	DE	NIA	Collaborative Care Services, Inc.	Ownership	100.000	UnitedHealth Group Incorporated	NO	
		00000	26-0543382				Optum Senior Services, LLC	AL	NIA	OptumRx Health Solutions, LLC	Ownership	100.000	UnitedHealth Group Incorporated	NO	
		00000	84-3322624				Optum Serve, LLC	DE	NIA	OptumInsight, Inc.	Ownership	100.000	UnitedHealth Group Incorporated	NO	
		00000	98-1307821				Optum Services (Ireland) Limited	IRL	NIA	Optum Operations (Ireland) Unlimited Company	Ownership	100.000	UnitedHealth Group Incorporated	NO	
		00000	66-0870003				Optum Services (Puerto Rico) LLC	PR	NIA	UnitedHealthcare International III B.V.	Ownership	100.000	UnitedHealth Group Incorporated	NO	
		00000	45-4683454				Optum Services, Inc.	DE	NIA	Optum, Inc.	Ownership	100.000	UnitedHealth Group Incorporated	NO	
		00000	98-0644599				Optum Solutions UK Holdings Limited	GBR	NIA	Optum Health & Technology Holdings (US), Inc.	Ownership	100.000	UnitedHealth Group Incorporated	NO	
		00000	88-0722620				Optum Specialty Distribution Holdings, LLC	NV	NIA	Optum, Inc.	Ownership	100.000	UnitedHealth Group Incorporated	NO	
		00000	88-4300788				Optum Specialty Distribution, LLC	DE	NIA	Optum Specialty Distribution Holdings, LLC	Ownership	100.000	UnitedHealth Group Incorporated	NO	
		00000	92-2947779				Optum Specialty Services, LLC	DE	NIA	Optum Specialty Distribution Holdings, LLC	Ownership	100.000	UnitedHealth Group Incorporated	NO	
		00000	46-5713629				Optum Technology, LLC	DE	NIA	OptumInsight, Inc.	Ownership	100.000	UnitedHealth Group Incorporated	NO	
		00000	98-1097769				Optum UK Solutions Group Limited	GBR	NIA	Optum Solutions UK Holdings Limited	Ownership	100.000	UnitedHealth Group Incorporated	NO	
		00000	46-1883579				Optum Urgent Care, PLLC	NY	NIA	ProHEALTH Care Associates, L.L.P.	Ownership	100.000	UnitedHealth Group Incorporated	NO	1
		00000	85-3725073				Optum Venture Global Partners II, LP	DE	NIA	Optum Ventures Holdings, LLC	Ownership	99.000	UnitedHealth Group Incorporated	NO	
		00000	37-1890895				Optum Venture Global Partners, LP	DE	NIA	Optum Ventures Holdings, LLC	Ownership	99.000	UnitedHealth Group Incorporated	NO	
		00000	83-2512708				Optum Venture Partners II, LP	DE	NIA	Optum Ventures Holdings, LLC	Ownership	99.000	UnitedHealth Group Incorporated	NO	
		00000	85-3780733				Optum Venture Partners III, LP	DE	NIA	Optum Ventures Holdings, LLC	Ownership	97.000	UnitedHealth Group Incorporated	NO	
		00000	93-2014325				Optum Venture Partners IV, LP	DE	NIA	Optum Ventures Holdings, LLC	Ownership	99.000	UnitedHealth Group Incorporated	NO	
		00000	82-2483320				Optum Venture Partners, LP	DE	NIA	Optum Ventures Holdings, LLC	Ownership	99.000	UnitedHealth Group Incorporated	NO	
		00000	83-2914026				Optum Ventures Holdings, LLC	MA	NIA	Optum, Inc.	Ownership	100.000	UnitedHealth Group Incorporated	NO	
		00000	85-0735012				Optum Washington Network, LLC	WA	NIA	Collaborative Care Holdings, LLC	Ownership	100.000	UnitedHealth Group Incorporated	NO	
		00000	58-2205984				Optum Women's and Children's Health, LLC	DE	NIA	My Wellness Solutions, LLC	Ownership	100.000	UnitedHealth Group Incorporated	NO	
		00000	30-0580620				Optum, Inc.	DE	NIA	UnitedHealthCare Services, Inc.	Ownership	100.000	UnitedHealth Group Incorporated	NO	
		00000	46-3983926				Optum360 Services, Inc.	DE	NIA	Optum Rocket, LLC	Ownership	100.000	UnitedHealth Group Incorporated	NO	
		00000	82-3446942				Optum360 Solutions, LLC	DE	NIA	OptumInsight, Inc.	Ownership	100.000	UnitedHealth Group Incorporated	NO	

16.45

STATEMENT AS OF MARCH 31, 2026 OF THE UNITEDHEALTHCARE OF THE MIDLANDS, INC.

SCHEDULE Y
PART 1A - DETAILS OF INSURANCE HOLDING COMPANY SYSTEM

1	2	3	4	5	6	7	8	9	10	11	12	13	14	15	16
Group Code	Group Name	NAIC Company Code	ID Number	Federal RSSD	CIK	Name of Securities Exchange if Publicly Traded (U.S. or International)	Names of Parent, Subsidiaries Or Affiliates	Domiciliary Location	Relationship to Reporting Entity	Directly Controlled by (Name of Entity/Person)	Type of Control (Ownership, Board, Management, Attorney-in-Fact, Influence, Other)	If Control is Ownership Provide Percentage	Ultimate Controlling Entity(ies)/Person(s)	Is an SCA Filing Required? (Yes/No)	*
		00000	46-3328307				Optum360, LLC	DE	NIA	Optum Rocket, LLC	Ownership	98.003	UnitedHealth Group Incorporated	NO	
		00000	83-3608739				OptumCare ACO West, LLC	DE	NIA	Collaborative Care Holdings, LLC	Ownership	100.000	UnitedHealth Group Incorporated	NO	
		00000	47-1422141				OptumCare Clinical Trials, LLC	DE	NIA	OptumCare Holdings, LLC	Ownership	100.000	UnitedHealth Group Incorporated	NO	
		00000	35-2597463				OptumCare Colorado ASC, LLC	CO	NIA	OptumCare Colorado, LLC	Ownership	100.000	UnitedHealth Group Incorporated	NO	
		00000	47-2218380				OptumCare Colorado Medical Group, LLC	CO	NIA	OptumCare Holdings Colorado, LLC	Ownership	100.000	UnitedHealth Group Incorporated	NO	
		00000	47-2196783				OptumCare Colorado, LLC	CO	NIA	OptumCare Management, LLC	Ownership	100.000	UnitedHealth Group Incorporated	NO	
		00000	26-1508741				OptumCare Endoscopy Center New Mexico, LLC	NM	NIA	OptumCare New Mexico, LLC	Ownership	100.000	UnitedHealth Group Incorporated	NO	
		00000	82-2227280				OptumCare Florida C1, LLC	DE	NIA	OptumCare Florida, LLC	Ownership	100.000	UnitedHealth Group Incorporated	NO	
		00000	87-0408859				OptumCare Florida, LLC	DE	NIA	OptumCare Holdings, LLC	Ownership	100.000	UnitedHealth Group Incorporated	NO	
		00000	30-0990065				OptumCare Holdings Colorado, LLC	CO	NIA	OptumCare Colorado, LLC	Ownership	91.892	UnitedHealth Group Incorporated	NO	
		00000	56-2592163				OptumCare Holdings, LLC	CA	NIA	Collaborative Care Holdings, LLC	Ownership	100.000	UnitedHealth Group Incorporated	NO	
		00000	95-4509662				OptumCare Management, LLC	CA	NIA	OptumCare Holdings, LLC	Ownership	100.000	UnitedHealth Group Incorporated	NO	
		00000	20-4043287				OptumCare New Mexico, LLC	DE	NIA	OptumCare Management, LLC	Ownership	100.000	UnitedHealth Group Incorporated	NO	
		00000	13-4138668				OptumCare New York IPA, Inc.	NY	NIA	Inspiris, Inc.	Ownership	100.000	UnitedHealth Group Incorporated	NO	
		00000	93-1306308				OptumCare Portland, LLC	OR	NIA	Physician(s) Owned	Influence	0.000	UnitedHealth Group Incorporated	NO	1
		00000	92-0972076				OptumCare Specialty Practices Investments, LLC	DE	NIA	SC Affiliates, LLC	Ownership	100.000	UnitedHealth Group Incorporated	NO	
		00000	84-3504842				OptumCare Specialty Practices, LLC	DE	NIA	SC Affiliates, LLC	Ownership	100.000	UnitedHealth Group Incorporated	NO	
		00000	41-1591944				OptumHealth Care Solutions, LLC	DE	NIA	OptumInsight, Inc.	Ownership	100.000	UnitedHealth Group Incorporated	NO	
		00000	47-1192395				OptumHealth Holdings, LLC	DE	NIA	Optum, Inc.	Ownership	100.000	UnitedHealth Group Incorporated	NO	
		00000	98-1106868				OptumHealth International B.V.	NLD	NIA	Catamaran S.á.r.l.	Ownership	100.000	UnitedHealth Group Incorporated	NO	
		00000	04-3383745				OptumInsight Holdings, LLC	DE	NIA	Optum, Inc.	Ownership	100.000	UnitedHealth Group Incorporated	NO	
		00000					OptumInsight Life Sciences, Inc.	DE	NIA	OptumInsight, Inc.	Ownership	100.000	UnitedHealth Group Incorporated	NO	
		00000					OptumInsight Provider Value Network ACO - NY, LLC	NY	NIA	OptumInsight, Inc.	Ownership	100.000	UnitedHealth Group Incorporated	NO	
		00000					OptumInsight Provider Value Network ACO, LLC	DE	NIA	OptumInsight, Inc.	Ownership	100.000	UnitedHealth Group Incorporated	NO	
		00000	93-1637574				OptumInsight, Inc.	DE	NIA	OptumInsight Holdings, LLC	Ownership	100.000	UnitedHealth Group Incorporated	NO	
		00000	41-1858498				OptumRx Administrative Services, LLC	TX	NIA	OptumRx Holdings I, LLC	Ownership	100.000	UnitedHealth Group Incorporated	NO	
		00000	75-2578509				OptumRx Discount Card Services, LLC	DE	NIA	RVO Health, LLC	Ownership	100.000	UnitedHealth Group Incorporated	NO	
		00000	31-1728846				OptumRx Group Holdings, Inc.	DE	NIA	Optum, Inc.	Ownership	100.000	UnitedHealth Group Incorporated	NO	
		00000	47-4734235				OptumRx Health Solutions, LLC	DE	NIA	OptumRx Administrative Services, LLC	Ownership	100.000	UnitedHealth Group Incorporated	NO	
		00000	46-0666840				OptumRx Holdings I, LLC	DE	NIA	OptumRx Group Holdings, Inc.	Ownership	100.000	UnitedHealth Group Incorporated	NO	
		00000	80-0870454				OptumRx Holdings, LLC	DE	NIA	Optum, Inc.	Ownership	100.000	UnitedHealth Group Incorporated	NO	
		00000	34-1472211				OptumRx Home Delivery of Ohio, LLC	OH	NIA	OptumRx Health Solutions, LLC	Ownership	100.000	UnitedHealth Group Incorporated	NO	
		00000	20-0151096				OptumRx NY IPA, Inc.	NY	NIA	OptumRx, Inc.	Ownership	100.000	UnitedHealth Group Incorporated	NO	
		00000	27-3419292				OptumRx of Pennsylvania, LLC	DE	NIA	OptumRx Health Solutions, LLC	Ownership	100.000	UnitedHealth Group Incorporated	NO	
		00000	11-2581812				OptumRx PBM of Illinois, Inc.	DE	NIA	OptumRx Administrative Services, LLC	Ownership	100.000	UnitedHealth Group Incorporated	NO	
		00000	88-0361447				OptumRx PBM of Maryland, LLC	NV	NIA	OptumRx Health Solutions, LLC	Ownership	100.000	UnitedHealth Group Incorporated	NO	
		00000	03-0592263				OptumRx PBM of Pennsylvania, LLC	PA	NIA	OptumRx of Pennsylvania, LLC	Ownership	100.000	UnitedHealth Group Incorporated	NO	
		00000	38-3693753				OptumRx PBM of Wisconsin, LLC	WI	NIA	OptumRx PBM of Illinois, Inc.	Ownership	100.000	UnitedHealth Group Incorporated	NO	
		00000	16-1767416				OptumRx PD of Pennsylvania, LLC	PA	NIA	OptumRx of Pennsylvania, LLC	Ownership	100.000	UnitedHealth Group Incorporated	NO	
		00000	88-0373347				OptumRx Pharmacy of Nevada, Inc.	NV	NIA	OptumRx Health Solutions, LLC	Ownership	100.000	UnitedHealth Group Incorporated	NO	
		00000	33-0441200				OptumRx, Inc.	CA	NIA	OptumRx Holdings, LLC	Ownership	100.000	UnitedHealth Group Incorporated	NO	
		00000	39-1974851				OptumServe Health Services, Inc.	WI	NIA	Optum Serve, LLC	Ownership	100.000	UnitedHealth Group Incorporated	NO	
		00000	52-2016292				OptumServe Technology Services, Inc.	MD	NIA	Optum Serve, LLC	Ownership	100.000	UnitedHealth Group Incorporated	NO	
		00000	27-0435404				Oregon Health Care Group, LLC	OR	NIA	LHC Group, Inc.	Ownership	100.000	UnitedHealth Group Incorporated	NO	
		00000	27-3674492				Oregon Healthcare Resources, LLC	OR	NIA	OHR Physician Group, P.C.	Ownership	100.000	UnitedHealth Group Incorporated	NO	1
		00000	22-3883387				Oregon Outpatient Surgery Center, LLC	OR	NIA	Providence & SCA Off-Campus Holdings, LLC	Ownership	56.322	UnitedHealth Group Incorporated	NO	2

16.46

STATEMENT AS OF MARCH 31, 2026 OF THE UNITEDHEALTHCARE OF THE MIDLANDS, INC.

SCHEDULE Y
PART 1A - DETAILS OF INSURANCE HOLDING COMPANY SYSTEM

1	2	3	4	5	6	7	8	9	10	11	12	13	14	15	16
Group Code	Group Name	NAIC Company Code	ID Number	Federal RSSD	CIK	Name of Securities Exchange if Publicly Traded (U.S. or International)	Names of Parent, Subsidiaries Or Affiliates	Domiciliary Location	Relationship to Reporting Entity	Directly Controlled by (Name of Entity/Person)	Type of Control (Ownership, Board, Management, Attorney-in-Fact, Influence, Other)	If Control is Ownership Provide Percentage	Ultimate Controlling Entity(ies)/Person(s)	Is an SCA Filing Required? (Yes/No)	*
		00000	20-2404191				Oren Meyers, Ph.D., LLC	OH	NIA	OhioSolutions.org LLC	Ownership	100.000	UnitedHealth Group Incorporated	NO	
		00000	93-3367856				Ortho Physician Partners, P.C.	WA	NIA	Physician(s) Owned	Influence	0.000	UnitedHealth Group Incorporated	NO	1
		00000	84-2250518				OrthoAlliance MSO, LLC	DE	NIA	Beacon Orthopaedic Partners HoldCo, LLC	Ownership	100.000	UnitedHealth Group Incorporated	NO	
		00000	13-3960641				OrthoNet Holdings, Inc.	DE	NIA	OptumHealth Care Solutions, LLC	Ownership	100.000	UnitedHealth Group Incorporated	NO	
		00000	13-3818652				OrthoNet LLC	NY	NIA	OrthoNet Holdings, Inc.	Ownership	100.000	UnitedHealth Group Incorporated	NO	
		00000	13-4025898				OrthoNet New York IPA, Inc.	NY	NIA	OrthoNet Holdings, Inc.	Ownership	100.000	UnitedHealth Group Incorporated	NO	
		00000	26-2884306				OrthoNet of the South, Inc.	DE	NIA	OrthoNet Holdings, Inc.	Ownership	100.000	UnitedHealth Group Incorporated	NO	
		00000	20-0221966				OrthoNet West, Inc.	DE	NIA	OrthoNet Holdings, Inc.	Ownership	100.000	UnitedHealth Group Incorporated	NO	
							Orthopaedic Specialists Surgi-Center, L.L.C.								
		00000	20-1407302					DE	NIA	Virtua-SCA Holdings II, LLC	Ownership	51.000	UnitedHealth Group Incorporated	NO	2
		00000					Orthopedic & Neurological Consultants, Inc.	OH	NIA	Beacon Orthopaedic Partners HoldCo, LLC	Ownership	100.000	UnitedHealth Group Incorporated	NO	
		00000	93-2394362				Orthopedic Center of Louisville, LLC	KY	NIA	SCA-Louisville Ortho, LLC	Ownership	100.000	UnitedHealth Group Incorporated	NO	
							Orthopedic Surgery Center of Palm Beach County, LLC	FL	NIA	SCA-Palm Beach, LLC	Ownership	23.500	UnitedHealth Group Incorporated	NO	2
		00000	81-2594417					DE	NIA	OptumCare Specialty Practices, LLC	Ownership	50.000	UnitedHealth Group Incorporated	NO	
		00000	85-2357227				OrthoWest MSO, LLC	DE	NIA	United HealthCare Services, Inc.	Ownership	100.000	UnitedHealth Group Incorporated	NO	
		00000	41-1921007				Ovations, Inc.	DE	NIA	Physician(s) Owned	Influence	0.000	UnitedHealth Group Incorporated	NO	1
		00000	85-4386308				OW Physician Partners, P.C.	CA	NIA	UnitedHealthcare Insurance Company	Ownership	100.000	UnitedHealth Group Incorporated	NO	
.0707	UnitedHealth Group Incorporated	78026	22-2797560				Oxford Health Insurance, Inc.	NY	IA	Oxford Health Plans (CT), Inc.	Ownership	100.000	UnitedHealth Group Incorporated	NO	
.0707	UnitedHealth Group Incorporated	96798	06-1181201				Oxford Health Plans (CT), Inc.	CT	IA	Oxford Health Plans LLC	Ownership	100.000	UnitedHealth Group Incorporated	NO	
.0707	UnitedHealth Group Incorporated	95506	22-2745725				Oxford Health Plans (NJ), Inc.	NJ	IA	Oxford Health Plans LLC	Ownership	100.000	UnitedHealth Group Incorporated	NO	
.0707	UnitedHealth Group Incorporated	95479	06-1181200				Oxford Health Plans (NY), Inc.	NY	IA	Oxford Health Plans LLC	Ownership	100.000	UnitedHealth Group Incorporated	NO	
		00000	52-2443751				Oxford Health Plans LLC	DE	NIA	UnitedHealth Group Incorporated	Ownership	100.000	UnitedHealth Group Incorporated	NO	
		00000	27-0008097				P2P Link, LLC	DE	NIA	SRPS, LLC	Ownership	100.000	UnitedHealth Group Incorporated	NO	
							Pacific Cardiovascular Associates Medical Group, Inc.	CA	NIA	Physician(s) Owned	Influence	0.000	UnitedHealth Group Incorporated	NO	1
		00000	33-0704734				Pacific Casualty Company, Inc.	HI	NIA	USHEALTH Group, Inc.	Ownership	100.000	UnitedHealth Group Incorporated	NO	
							PacificCare Life and Health Insurance Company								
.0707	UnitedHealth Group Incorporated	70785	35-1137395					IN	IA	United HealthCare Services, Inc.	Ownership	100.000	UnitedHealth Group Incorporated	NO	
.0707	UnitedHealth Group Incorporated	84506	95-2829463					CO	IA	United HealthCare Services, Inc.	Ownership	100.000	UnitedHealth Group Incorporated	NO	
		00000	94-3267522				PacificCare Life Assurance Company	AZ	NIA	United HealthCare Services, Inc.	Ownership	100.000	UnitedHealth Group Incorporated	NO	
		00000	38-4089979				PacificCare of Arizona, Inc.	TX	NIA	Louisiana Health Care Group, L.L.C.	Ownership	100.000	UnitedHealth Group Incorporated	NO	
		00000	85-1062549				Palliative Care At Heart, LLC	SC	NIA	LHC Group, Inc.	Ownership	100.000	UnitedHealth Group Incorporated	NO	
		00000	72-1504648				Palmetto Express Company, LLC	DE	NIA	Louisiana Health Care Group, L.L.C.	Ownership	100.000	UnitedHealth Group Incorporated	NO	
		00000	48-1255983				Palmetto Express, L.L.C.	LA	NIA	SVHS-SCA Florida JV, LLC	Ownership	55.696	UnitedHealth Group Incorporated	NO	
		00000	48-1255983				Panama City Surgery Center, LLC	FL	NIA	SCA-Panama City Holdings, LLC	Ownership	1.911	UnitedHealth Group Incorporated	NO	
		00000	33-2093423				Panama City Surgery Center, LLC	FL	NIA	SD IV/Co-Invs Pharm Blocker Corp.	Ownership	3.000	UnitedHealth Group Incorporated	NO	
		00000	33-2093423				Panther DE Inc.	DE	NIA	SP GE VIII-B Pharm Blocker Corp.	Ownership	9.200	UnitedHealth Group Incorporated	NO	
		00000	33-2093423				Panther DE Inc.	DE	NIA	OptumRx Holdings, LLC	Ownership	87.800	UnitedHealth Group Incorporated	NO	
		00000	45-1484375				Panther DE Inc.	DE	NIA	Surgical Care Affiliates, LLC	Influence	0.000	UnitedHealth Group Incorporated	NO	
		00000					Park Hill Surgery Center, LLC	TX	NIA	Surgical Care Affiliates, LLC	Influence	0.000	UnitedHealth Group Incorporated	NO	
		00000	20-4127100				Parkhill Surgery Center Plano, LLC	TX	NIA	WellSpan-SCA Holdings, LLC	Ownership	78.400	UnitedHealth Group Incorporated	NO	
		00000	26-1500185				Partial Hospital Systems, Inc.	DE	NIA	Refresh Mental Health, Inc.	Ownership	100.000	UnitedHealth Group Incorporated	NO	
		00000	26-3256716				Pathways To Compassion, LLC	TN	NIA	Compassionate Care Hospice Group, Inc.	Ownership	100.000	UnitedHealth Group Incorporated	NO	
		00000	80-0479616				Pathways To Compassion, LLC	NJ	NIA	Compassionate Care Hospice Group, Inc.	Ownership	100.000	UnitedHealth Group Incorporated	NO	1
		00000	20-1311030				Patient Care Associates, L.L.C.	NE	NIA	SCA Englewood Holdings, LLC	Ownership	55.997	UnitedHealth Group Incorporated	NO	
		00000	27-0726569				Patient Care Connecticut, LLC	NJ	NIA	Priority Care, Inc.	Ownership	100.000	UnitedHealth Group Incorporated	NO	
		00000	61-1792273				Patient Care HHA, LLC	CT	NIA	Priority Care, Inc.	Ownership	100.000	UnitedHealth Group Incorporated	NO	
		00000	46-2849765				Patient Care Hospice, LLC	DE	NIA	Health at Home Holdings, LLC	Ownership	100.000	UnitedHealth Group Incorporated	NO	
		00000	22-2170708				Patient Care Medical Services, Inc.	DE	NIA	Patient Care, Inc.	Ownership	100.000	UnitedHealth Group Incorporated	NO	

16.47

STATEMENT AS OF MARCH 31, 2026 OF THE UNITEDHEALTHCARE OF THE MIDLANDS, INC.

SCHEDULE Y
PART 1A - DETAILS OF INSURANCE HOLDING COMPANY SYSTEM

1	2	3	4	5	6	7	8	9	10	11	12	13	14	15	16
Group Code	Group Name	NAIC Company Code	ID Number	Federal RSSD	CIK	Name of Securities Exchange if Publicly Traded (U.S. or International)	Names of Parent, Subsidiaries Or Affiliates	Domiciliary Location	Relationship to Reporting Entity	Directly Controlled by (Name of Entity/Person)	Type of Control (Ownership, Board, Management, Attorney-in-Fact, Influence, Other)	If Control is Ownership Provide Percentage	Ultimate Controlling Entity(ies)/Person(s)	Is an SCA Filing Required? (Yes/No)	*
		00000	84-3060310				Patient Care Pennsylvania II, LLC	PA	NIA	Pennsylvania Health Care Group Holdings, LLC	Ownership	100.000	UnitedHealth Group Incorporated	NO	
		00000	37-1458396				Patient Care Pennsylvania, Inc.	DE	NIA	Patient Care, Inc.	Ownership	100.000	UnitedHealth Group Incorporated	NO	
		00000	22-2088938				Patient Care, Inc.	DE	NIA	AFAM Acquisition, LLC	Ownership	100.000	UnitedHealth Group Incorporated	NO	
		00000	55-0832250				Patient's Choice Homecare, LLC	CT	NIA	Bracor, Inc.	Ownership	100.000	UnitedHealth Group Incorporated	NO	
		00000	72-1513421				Patient's Choice Hospice and Palliative Care of Louisiana, L.L.C.	LA	NIA	Louisiana Health Care Group, L.L.C.	Ownership	100.000	UnitedHealth Group Incorporated	NO	
		00000	06-1778268				Patient's Choice Hospice, LLC	AR	NIA	Arkansas Health Care Group, LLC	Ownership	100.000	UnitedHealth Group Incorporated	NO	
		00000					Patrimonio Autónomo Nueva Clínica	COL	NIA	Banmedica Internacional SpA	Ownership	9.316	UnitedHealth Group Incorporated	NO	
		00000					Patrimonio Autónomo Nueva Clínica	COL	NIA	CDC Holdings Colombia S.A.S.	Ownership	11.186	UnitedHealth Group Incorporated	NO	
		00000					Patrimonio Autónomo Nueva Clínica	COL	NIA	Inverlinco S.A.S.	Ownership	63.418	UnitedHealth Group Incorporated	NO	
		00000	62-1451147				Payment Resolution Services, LLC	TN	NIA	OptumInsight, Inc.	Ownership	100.000	UnitedHealth Group Incorporated	NO	
		00000	75-2103975				PDX, Inc.	TX	NIA	eRx Network, LLC	Ownership	100.000	UnitedHealth Group Incorporated	NO	
		00000	84-2396811				PE Gastro Management, LLC	DE	NIA	PE Gastro MSO Holdings, LLC	Ownership	60.803	UnitedHealth Group Incorporated	NO	
		00000	84-2444910				PE Gastro MSO Holdings, LLC	DE	NIA	Physicians Endoscopy Intermediate Holdco, Inc.	Ownership	100.000	UnitedHealth Group Incorporated	NO	
		00000	27-4496894				PE Healthcare Associates, LLC	NY	NIA	Physician(s) Owned	Influence	0.000	UnitedHealth Group Incorporated	NO	1
		00000	81-4315098				PE New Jersey Holdco, LLC	NJ	NIA	Physicians Endoscopy, L.L.C.	Ownership	100.000	UnitedHealth Group Incorporated	NO	
		00000	84-2825621				PE North Ridgeville Holdings, LLC	OH	NIA	Endoscopy Center Affiliates, Inc.	Ownership	1.000	UnitedHealth Group Incorporated	NO	
		00000	84-2825621				PE North Ridgeville Holdings, LLC	OH	NIA	Physicians Endoscopy, L.L.C.	Ownership	99.000	UnitedHealth Group Incorporated	NO	
		00000	33-3571007				Pearland Pkwy RE, LLC	DE	NIA	Durable Investment Return Terra, LLC	Ownership	100.000	UnitedHealth Group Incorporated	NO	
		00000	91-1885912				Peninsula Psychological Center, Inc., P.S.	WA	NIA	Physician(s) Owned	Influence	0.000	UnitedHealth Group Incorporated	NO	1
		00000	87-3828291				Penn State Health Home Recovery Care, LLC	DE	NIA	Home Recovery Care, LLC	Ownership	51.000	UnitedHealth Group Incorporated	NO	
		00000					Pennsylvania Eye & Ear Surgery Center, LLC	PA	NIA	Virtua-SCA Holdings II, LLC	Ownership	54.000	UnitedHealth Group Incorporated	NO	
		00000	27-5162879				Pennsylvania Health Care Group Holdings, LLC	PA	NIA	LHC Group, Inc.	Ownership	100.000	UnitedHealth Group Incorporated	NO	
		00000	47-4815657				Pennsylvania Hospice Holdings, LLC	PA	NIA	Texas Hospice Holdings, LLC	Ownership	100.000	UnitedHealth Group Incorporated	NO	
		00000	30-0963243				Pennsylvania In-Home Healthcare Partnership-I, LLC	PA	NIA	In-Home Healthcare Partnership, LLC	Ownership	100.000	UnitedHealth Group Incorporated	NO	
		00000	38-4022040				Pennsylvania In-Home Healthcare Partnership-II, LLC	PA	NIA	In-Home Healthcare Partnership, LLC	Ownership	100.000	UnitedHealth Group Incorporated	NO	
		00000	32-0515193				Pennsylvania In-Home Healthcare Partnership-III, LLC	PA	NIA	In-Home Healthcare Partnership, LLC	Ownership	100.000	UnitedHealth Group Incorporated	NO	
		00000	82-2091703				Pennsylvania In-Home Partner-I, LLC	PA	NIA	Pennsylvania In-Home Healthcare Partnership-I, LLC	Ownership	100.000	UnitedHealth Group Incorporated	NO	
		00000	81-4811929				Pennsylvania In-Home Partner-II, LLC	PA	NIA	Pennsylvania In-Home Healthcare Partnership-II, LLC	Ownership	100.000	UnitedHealth Group Incorporated	NO	
		00000	82-3662886				Pennsylvania In-Home Partner-III, LLC	PA	NIA	Pennsylvania In-Home Healthcare Partnership-III, LLC	Ownership	100.000	UnitedHealth Group Incorporated	NO	
		00000	33-2598565				Pennsylvania Physical Therapy Services of Hermitage, LLC	PA	NIA	Pennsylvania Health Care Group Holdings, LLC	Ownership	100.000	UnitedHealth Group Incorporated	NO	
		00000	47-2429625				Penzo Enterprises, LLC	DE	NIA	OptumRx Holdings, LLC	Ownership	100.000	UnitedHealth Group Incorporated	NO	
0707	UnitedHealth Group Incorporated	13607	20-5662149				Peoples Health, Inc.	LA	IA	New Orleans Regional Physician Hospital Organization, L.L.C.	Ownership	100.000	UnitedHealth Group Incorporated	NO	
		00000	58-1978405				Personalized Recovery Care, LLC	GA	NIA	SHC Atlanta, LLC	Ownership	56.868	UnitedHealth Group Incorporated	NO	
		00000	81-3166271				Perspectives of Troy, P.C.	MI	NIA	Contessa Health Holding Company, LLC	Ownership	51.000	UnitedHealth Group Incorporated	NO	
		00000	26-3388826				Petersburg Home Care Services, LLC	DE	NIA	Physician(s) Owned	Influence	0.000	UnitedHealth Group Incorporated	NO	1
		00000	81-4555910				PF2 IP LLC	DE	NIA	AFAM Holding Co II, LLC	Ownership	100.000	UnitedHealth Group Incorporated	NO	
		00000	35-2578322				PF2 PST Services LLC	DE	NIA	Change Healthcare Inc.	Ownership	100.000	UnitedHealth Group Incorporated	NO	

16.48

STATEMENT AS OF MARCH 31, 2026 OF THE UNITEDHEALTHCARE OF THE MIDLANDS, INC.

SCHEDULE Y
PART 1A - DETAILS OF INSURANCE HOLDING COMPANY SYSTEM

1	2	3	4	5	6	7	8	9	10	11	12	13	14	15	16
Group Code	Group Name	NAIC Company Code	ID Number	Federal RSSD	CIK	Name of Securities Exchange if Publicly Traded (U.S. or International)	Names of Parent, Subsidiaries Or Affiliates	Domiciliary Location	Relationship to Reporting Entity	Directly Controlled by (Name of Entity/Person)	Type of Control (Ownership, Board, Management, Attorney-in-Fact, Influence, Other)	If Control is Ownership Provide Percentage	Ultimate Controlling Entity(ies)/Person(s)	Is an SCA Filing Required? (Yes/No)	*
		00000	47-2582247				PGC Acquisition Holdings, LLC	PA	NIA	Physicians Endoscopy, L.L.C.	Ownership	100.000	UnitedHealth Group Incorporated	NO	
		00000	47-2638657				PGC Endoscopy Center for Excellence, LLC	PA	NIA	Physicians Endoscopy, L.L.C.	Ownership	49.000	UnitedHealth Group Incorporated	NO	
		00000	87-4038465				PGT Medical Group, Inc.	TX	NIA	KS Management Services, L.L.C.	Ownership	100.000	UnitedHealth Group Incorporated	NO	
		00000	26-4028903				PharmScript Holdco, LLC	DE	NIA	Panther DE Inc.	Ownership	100.000	UnitedHealth Group Incorporated	NO	
		00000	47-5581604				PharmScript of CT LLC	CT	NIA	PS Intermediate Holdco II, LLC	Ownership	100.000	UnitedHealth Group Incorporated	NO	
		00000	27-0826302				PharmScript of Florida, LLC	FL	NIA	PS Intermediate Holdco II, LLC	Ownership	100.000	UnitedHealth Group Incorporated	NO	
		00000	83-3355101				PharmScript of GA LLC	DE	NIA	PS Intermediate Holdco II, LLC	Ownership	100.000	UnitedHealth Group Incorporated	NO	
		00000	61-1914865				PharmScript of IA, LLC	DE	NIA	PS Intermediate Holdco II, LLC	Ownership	100.000	UnitedHealth Group Incorporated	NO	
		00000	83-1107804				PharmScript of IL, LLC	DE	NIA	PS Intermediate Holdco II, LLC	Ownership	100.000	UnitedHealth Group Incorporated	NO	
		00000	82-1922553				PharmScript of IN LLC	IN	NIA	PS Intermediate Holdco II, LLC	Ownership	100.000	UnitedHealth Group Incorporated	NO	
		00000	84-2542254				PharmScript of KS LLC	DE	NIA	PS Intermediate Holdco II, LLC	Ownership	100.000	UnitedHealth Group Incorporated	NO	
		00000	82-2423933				PharmScript of MA LLC	DE	NIA	PS Intermediate Holdco II, LLC	Ownership	100.000	UnitedHealth Group Incorporated	NO	
		00000	82-2386688				PharmScript of MD LLC	DE	NIA	PS Intermediate Holdco II, LLC	Ownership	100.000	UnitedHealth Group Incorporated	NO	
		00000	87-3412424				PharmScript of MN, LLC	MN	NIA	PS Intermediate Holdco II, LLC	Ownership	100.000	UnitedHealth Group Incorporated	NO	
		00000	82-4926565				PharmScript of NC LLC	DE	NIA	PS Intermediate Holdco II, LLC	Ownership	100.000	UnitedHealth Group Incorporated	NO	
		00000	82-3491063				PharmScript of OH LLC	DE	NIA	PS Intermediate Holdco II, LLC	Ownership	100.000	UnitedHealth Group Incorporated	NO	
		00000	47-4518578				PharmScript of PA LLC	PA	NIA	PS Intermediate Holdco II, LLC	Ownership	100.000	UnitedHealth Group Incorporated	NO	
		00000	46-1358111				PharmScript of Texas LLC	TX	NIA	PS Intermediate Holdco II, LLC	Ownership	100.000	UnitedHealth Group Incorporated	NO	
		00000	83-3371292				PharmScript of TN LLC	DE	NIA	PS Intermediate Holdco II, LLC	Ownership	100.000	UnitedHealth Group Incorporated	NO	
		00000	83-0896073				PharmScript of West Texas, LLC	DE	NIA	PS Intermediate Holdco II, LLC	Ownership	100.000	UnitedHealth Group Incorporated	NO	
		00000	84-4953593				PharmScript of WI LLC	DE	NIA	PS Intermediate Holdco II, LLC	Ownership	100.000	UnitedHealth Group Incorporated	NO	
		00000	47-4334606				Phoenix ASC, LP	DE	NIA	Cardiac Cath Lab of Phoenix, LP	Ownership	100.000	UnitedHealth Group Incorporated	NO	
		00000	83-3332565				Phoenix Cardiac Cath and Surgical Center, LLC	DE	NIA	NCP Phoenix Cardiac Cath and Surgical Center, LLC	Ownership	15.000	UnitedHealth Group Incorporated	NO	
		00000	33-5008189				Phoenix LN, LLC	DE	NIA	LHC Group, Inc.	Ownership	100.000	UnitedHealth Group Incorporated	NO	
		00000	82-5162940				Phoenix Mental Health and Wellness PLLC	AZ	NIA	Refresh Mental Health, Inc.	Ownership	100.000	UnitedHealth Group Incorporated	NO	
		00000	84-3476733				Physician United PLLC	AZ	NIA	Greater Phoenix Collaborative Care, P.C.	Ownership	100.000	UnitedHealth Group Incorporated	NO	1
		00000	47-4035828				Physicians Accountable Care of Kentucky LLC	KY	NIA	Imperium Health Management, LLC	Ownership	100.000	UnitedHealth Group Incorporated	NO	
		00000	47-4024935				Physicians Accountable Care, LLC	KY	NIA	Imperium Health Management, LLC	Ownership	100.000	UnitedHealth Group Incorporated	NO	
		00000	59-3438026				Physicians Day Surgery Center, LLC	FL	NIA	SCA-Naples, LLC	Ownership	51.000	UnitedHealth Group Incorporated	NO	
		00000	26-2239018				Physicians Endoscopy Intermediate Holdco, Inc.	DE	NIA	Endo Parent, Inc.	Ownership	100.000	UnitedHealth Group Incorporated	NO	
		00000	91-1882702				Physicians Endoscopy, L.L.C.	DE	NIA	Physicians Endoscopy Intermediate Holdco, Inc.	Ownership	100.000	UnitedHealth Group Incorporated	NO	
		00000	87-3997680				Physicians Group of Texas, LLC	TX	NIA	KS Management Services, L.L.C.	Ownership	100.000	UnitedHealth Group Incorporated	NO	
0707	UnitedHealth Group Incorporated	11494	04-3677255				Physicians Health Choice of Texas, LLC	TX	IA	United HealthCare Services, Inc.	Ownership	100.000	UnitedHealth Group Incorporated	NO	
		00000	52-1162824				Physicians Health Plan of Maryland, Inc.	MD	NIA	United HealthCare Services, Inc.	Ownership	100.000	UnitedHealth Group Incorporated	NO	
		00000	94-2722082				Physicians Medical Group of San Jose, Inc.	CA	NIA	Shark Holdings, P.C.	Ownership	100.000	UnitedHealth Group Incorporated	NO	1
		00000	86-2631012				Physicians Medical Holdings	CA	NIA	Shark Holdings, P.C.	Ownership	100.000	UnitedHealth Group Incorporated	NO	1
		00000	20-5071967				Physicians' Medical Center, LLC	IN	NIA	SCA AHN JV Holdings II, LLC	Ownership	55.603	UnitedHealth Group Incorporated	NO	
		00000	64-0938601				Picayune HomeCare, LLC	MS	NIA	Mississippi Health Care Group, LLC	Ownership	100.000	UnitedHealth Group Incorporated	NO	
		00000	87-3931756				Pilot Holdings, P.C.	CA	NIA	Physician(s) Owned	Influence	0.000	UnitedHealth Group Incorporated	NO	1
		00000	84-1498816				Pinnacle III, LLC	CO	NIA	SCA Pinnacle Holdings, LLC	Ownership	100.000	UnitedHealth Group Incorporated	NO	
		00000	33-0795271				Pinnacle Medical Group, Inc.	CA	NIA	Pilot Holdings, P.C.	Ownership	100.000	UnitedHealth Group Incorporated	NO	1
		00000	46-0910182				Platejoy, LLC	DE	NIA	Healthline Media, LLC	Ownership	100.000	UnitedHealth Group Incorporated	NO	
		00000	13-3613705				Plus One Holdings, Inc.	DE	NIA	OptumHealth Care Solutions, LLC	Ownership	100.000	UnitedHealth Group Incorporated	NO	
		00000	93-4588165				PMC-SCA Holdings, LLC	DE	NIA	Physicians Endoscopy, L.L.C.	Ownership	51.000	UnitedHealth Group Incorporated	NO	
		00000	80-0670247				PMI Acquisition, LLC	DE	NIA	OptumRx, Inc.	Ownership	100.000	UnitedHealth Group Incorporated	NO	

16.49

STATEMENT AS OF MARCH 31, 2026 OF THE UNITEDHEALTHCARE OF THE MIDLANDS, INC.

SCHEDULE Y
PART 1A - DETAILS OF INSURANCE HOLDING COMPANY SYSTEM

1	2	3	4	5	6	7	8	9	10	11	12	13	14	15	16
Group Code	Group Name	NAIC Company Code	ID Number	Federal RSSD	CIK	Name of Securities Exchange if Publicly Traded (U.S. or International)	Names of Parent, Subsidiaries Or Affiliates	Domiciliary Location	Relationship to Reporting Entity	Directly Controlled by (Name of Entity/Person)	Type of Control (Ownership, Board, Management, Attorney-in-Fact, Influence, Other)	If Control is Ownership Provide Percentage	Ultimate Controlling Entity(ies)/Person(s)	Is an SCA Filing Required? (Yes/No)	*
		00000	56-2422696				PMSI, LLC	FL	NIA	Tmesys, LLC	Ownership	100.000	UnitedHealth Group Incorporated	NO	
		00000	98-1083164				Polar II Fundo de Investimento em Participações Multiestratégia	BRA	NIA	UnitedHealthcare International IV S.á r.l.	Ownership	100.000	UnitedHealth Group Incorporated	NO	
		00000	83-3042027				Polyclinic Holdings, P.C.	WA	NIA	Physician(s) Owned	Influence	0.000	UnitedHealth Group Incorporated	NO	1
		00000	46-0508606				POLYCLINIC MANAGEMENT SERVICES COMPANY, LLC	WA	NIA	The Polyclinic, PLLC	Ownership	100.000	UnitedHealth Group Incorporated	NO	1
		00000	46-5415205				POMCO Network, Inc.	NY	NIA	POMCO, Inc.	Ownership	100.000	UnitedHealth Group Incorporated	NO	
		00000	15-0581348				POMCO, Inc.	NY	NIA	UMR, Inc.	Ownership	100.000	UnitedHealth Group Incorporated	NO	
		00000	33-0261822				Pomerado Outpatient Surgical Center, Inc.	CA	NIA	ASC Network, LLC	Ownership	100.000	UnitedHealth Group Incorporated	NO	
		00000	33-0752699				Pomerado Outpatient Surgical Center, L.P.	CA	NIA	Pomerado Outpatient Surgical Center, Inc.	Ownership	5.179	UnitedHealth Group Incorporated	NO	
		00000	33-0752699				Pomerado Outpatient Surgical Center, L.P.	CA	NIA	SCA-Palomar Holdings, LLC	Ownership	51.000	UnitedHealth Group Incorporated	NO	
		00000	20-4345976				Ponca City Home Care Services, LLC	OK	NIA	AFAM Holding Co IV, LLC	Ownership	100.000	UnitedHealth Group Incorporated	NO	
		00000	26-4381850				Port Arthur Cardiac Cath Lab GP, LLC	TX	NIA	National Cardiovascular Partners, LP	Ownership	100.000	UnitedHealth Group Incorporated	NO	
		00000	26-4381964				Port Arthur Cardiac Cath Lab, LP	TX	NIA	Port Arthur Cardiac Cath Lab GP, LLC	Ownership	1.000	UnitedHealth Group Incorporated	NO	
		00000	26-4381964				Port Arthur Cardiac Cath Lab, LP	TX	NIA	NCP Port Arthur Cardiac Cath Lab, LP	Ownership	24.000	UnitedHealth Group Incorporated	NO	
		00000	84-3158723				Port Arthur Surgical Center, LLC	DE	NIA	Port Arthur Cardiac Cath Lab, LP	Ownership	100.000	UnitedHealth Group Incorporated	NO	
		00000	26-3385581				Pottstown Home Care Services, LLC	DE	NIA	AFAM Holding Co, LLC	Ownership	100.000	UnitedHealth Group Incorporated	NO	
		00000	27-1454121				PPH Holdings, LLC	DE	NIA	Practice Partners in Healthcare, LLC	Ownership	100.000	UnitedHealth Group Incorporated	NO	
		00000	24-1453981				PPH Management Company, L.L.C.	DE	NIA	Practice Partners in Healthcare, LLC	Ownership	100.000	UnitedHealth Group Incorporated	NO	
		00000	26-4490039				PPH-Columbia, Inc.	DE	NIA	Practice Partners in Healthcare, LLC	Ownership	100.000	UnitedHealth Group Incorporated	NO	
		00000	62-1802300				PPS Holdings, Inc.	TN	NIA	CPS Intermediate Holdings, Inc.	Ownership	100.000	UnitedHealth Group Incorporated	NO	
		00000	76-0770414				Practice Partners in Healthcare, LLC	DE	NIA	SCA-Practice Partners Holdings, LLC	Ownership	100.000	UnitedHealth Group Incorporated	NO	
.0707	UnitedHealth Group Incorporated	12155	01-0788576				Preferred Care Network, Inc.	FL	IA	United HealthCare Services, Inc.	Ownership	100.000	UnitedHealth Group Incorporated	NO	
		00000	65-0683927				Preferred Care Partners Holding, Corp.	FL	NIA	United HealthCare Services, Inc.	Ownership	100.000	UnitedHealth Group Incorporated	NO	
.0707	UnitedHealth Group Incorporated	11176	65-0885893				Preferred Care Partners, Inc.	FL	IA	Preferred Care Partners Holding, Corp.	Ownership	100.000	UnitedHealth Group Incorporated	NO	
		00000	41-1846481				PreferredOne Administrative Services, Inc.	MN	NIA	United HealthCare Services, Inc.	Ownership	100.000	UnitedHealth Group Incorporated	NO	
		00000	81-0625135				PreferredOne Insurance Company	MN	IA	PreferredOne Administrative Services, Inc.	Ownership	100.000	UnitedHealth Group Incorporated	NO	
		00000	75-3265059				Premier Choice ACO, Inc.	CA	NIA	PrimeCare Medical Network, Inc.	Ownership	100.000	UnitedHealth Group Incorporated	NO	
		00000	20-1499748				Premier Medical Resources, LLC	DE	NIA	Unity Health Network, LLC	Ownership	100.000	UnitedHealth Group Incorporated	NO	
		00000	72-1378216				Premier Surgery Center of Louisville, L.P.	TN	NIA	SCA Premier Surgery Center of Louisville, LLC	Ownership	51.000	UnitedHealth Group Incorporated	NO	
		00000	27-1446056				Preston Memorial HomeCare, LLC	WV	NIA	West Virginia Health Care Group, LLC	Ownership	100.000	UnitedHealth Group Incorporated	NO	
		00000	88-2935371				Prevention Healthcare Holdings, LLC	DE	NIA	RVO Health, LLC	Ownership	100.000	UnitedHealth Group Incorporated	NO	
		00000	33-0527335				Primary Care Associated Medical Group, Inc.	CA	NIA	NAMM Medical Group Holdings, Inc.	Ownership	100.000	UnitedHealth Group Incorporated	NO	1
		00000	82-1032626				Primary Care at Home of Louisiana II, LLC	LA	NIA	LHC Group, Inc.	Ownership	100.000	UnitedHealth Group Incorporated	NO	
		00000	82-2405320				Primary Care at Home of Louisiana III, LLC	LA	NIA	LHC Group, Inc.	Ownership	100.000	UnitedHealth Group Incorporated	NO	
		00000	82-3253877				Primary Care at Home of Louisiana IV, LLC	LA	NIA	LHC Group, Inc.	Ownership	100.000	UnitedHealth Group Incorporated	NO	
		00000	81-3720899				Primary Care at Home of Louisiana, LLC	LA	NIA	LHC Group, Inc.	Ownership	100.000	UnitedHealth Group Incorporated	NO	
		00000	81-2883076				Primary Care at Home of Tennessee, LLC	TN	NIA	LHC Group, Inc.	Ownership	100.000	UnitedHealth Group Incorporated	NO	
		00000	82-2421087				Primary Care at Home of West Virginia, LLC	WV	NIA	LHC Group, Inc.	Ownership	100.000	UnitedHealth Group Incorporated	NO	
		00000	48-1221435				Prime Health Physicians Group, P.C.	MO	NIA	Physician(s) Owned	Influence	0.000	UnitedHealth Group Incorporated	NO	1
		00000	88-0253112				Prime Health, Inc.	NV	NIA	Sierra Health Services, Inc.	Ownership	100.000	UnitedHealth Group Incorporated	NO	
		00000	33-0607478				PrimeCare Medical Network, Inc.	CA	NIA	NAMM Holdings, Inc.	Ownership	100.000	UnitedHealth Group Incorporated	NO	
		00000	87-0757397				PrimeCare of Citrus Valley, Inc.	CA	NIA	PrimeCare Medical Network, Inc.	Ownership	80.000	UnitedHealth Group Incorporated	NO	
		00000	33-0674407				PrimeCare of Corona, Inc.	CA	NIA	PrimeCare Medical Network, Inc.	Ownership	100.000	UnitedHealth Group Incorporated	NO	
		00000	33-0674401				PrimeCare of Hemet Valley, Inc.	CA	NIA	PrimeCare Medical Network, Inc.	Ownership	100.000	UnitedHealth Group Incorporated	NO	
		00000	33-0674408				PrimeCare of Inland Valley, Inc.	CA	NIA	PrimeCare Medical Network, Inc.	Ownership	100.000	UnitedHealth Group Incorporated	NO	
		00000	33-0674402				PrimeCare of Moreno Valley, Inc.	CA	NIA	PrimeCare Medical Network, Inc.	Ownership	100.000	UnitedHealth Group Incorporated	NO	
		00000	33-0674400				PrimeCare of Redlands, Inc.	CA	NIA	PrimeCare Medical Network, Inc.	Ownership	100.000	UnitedHealth Group Incorporated	NO	

16.50

STATEMENT AS OF MARCH 31, 2026 OF THE UNITEDHEALTHCARE OF THE MIDLANDS, INC.

SCHEDULE Y
PART 1A - DETAILS OF INSURANCE HOLDING COMPANY SYSTEM

1	2	3	4	5	6	7	8	9	10	11	12	13	14	15	16
Group Code	Group Name	NAIC Company Code	ID Number	Federal RSSD	CIK	Name of Securities Exchange if Publicly Traded (U.S. or International)	Names of Parent, Subsidiaries Or Affiliates	Domiciliary Location	Relationship to Reporting Entity	Directly Controlled by (Name of Entity/Person)	Type of Control (Ownership, Board, Management, Attorney-in-Fact, Influence, Other)	If Control is Ownership Provide Percentage	Ultimate Controlling Entity(ies)/Person(s)	Is an SCA Filing Required? (Yes/No)	*
		00000	33-0674404				PrimeCare of Riverside, Inc.	CA	NIA	PrimeCare Medical Network, Inc.	Ownership	100.000	UnitedHealth Group Incorporated	NO	
		00000	14-1915328				PrimeCare of San Bernardino, Inc.	CA	NIA	PrimeCare Medical Network, Inc.	Ownership	100.000	UnitedHealth Group Incorporated	NO	
		00000	33-0698439				PrimeCare of Sun City, Inc.	CA	NIA	PrimeCare Medical Network, Inc.	Ownership	100.000	UnitedHealth Group Incorporated	NO	
		00000	33-0674409				PrimeCare of Temecula, Inc.	CA	NIA	PrimeCare Medical Network, Inc.	Ownership	100.000	UnitedHealth Group Incorporated	NO	
		00000	83-0474005				Princeton Community HomeCare, LLC	WV	NIA	West Virginia Health Care Group, LLC	Ownership	67.000	UnitedHealth Group Incorporated	NO	
		00000	20-0445094				Princeton Endoscopy Center, LLC	DE	NIA	PMC-SCA Holdings, LLC	Ownership	51.000	UnitedHealth Group Incorporated	NO	
		00000	20-5081107				Princeton Home Health, LLC	AL	NIA	National Health Industries, Inc.	Ownership	100.000	UnitedHealth Group Incorporated	NO	
		00000	06-1482496				Priority Care, Inc.	CT	NIA	Patient Care, Inc.	Ownership	100.000	UnitedHealth Group Incorporated	NO	
		00000	84-3029120				Prisma Health Home Recovery Care, LLC	DE	NIA	Contessa Health Holding Company, LLC	Ownership	51.000	UnitedHealth Group Incorporated	NO	
		00000	93-1484998				PRO Surgery Center, LLC	DE	NIA	SCA-Pro Holdings, LLC	Ownership	10.000	UnitedHealth Group Incorporated	NO	
		00000	14-1873402				Procura Management, Inc.	DE	NIA	Healthcare Solutions, Inc.	Ownership	100.000	UnitedHealth Group Incorporated	NO	
		00000	31-1192384				Progressive Medical, LLC	OH	NIA	PMI Acquisition, LLC	Ownership	100.000	UnitedHealth Group Incorporated	NO	
		00000	11-3447394				ProHealth Ambulatory Surgery Center, LLC	NY	NIA	Ambulatory Partner Holdings, LLC	Influence	1.000	UnitedHealth Group Incorporated	NO	1
		00000	47-5656253				ProHEALTH Care Associates of New Jersey LLP	NJ	NIA	Physician(s) Owned	Influence	0.000	UnitedHealth Group Incorporated	NO	1
		00000	11-3355604				ProHEALTH Care Associates, L.L.P.	NY	NIA	ProHEALTH Medical NY, P.C.	Ownership	51.000	UnitedHealth Group Incorporated	NO	1
		00000	47-1049961				ProHEALTH Medical Management, LLC	DE	NIA	Collaborative Care Holdings, LLC	Ownership	100.000	UnitedHealth Group Incorporated	NO	
		00000	47-1388406				ProHEALTH Medical NY, P.C.	NY	NIA	Physician(s) Owned	Influence	0.000	UnitedHealth Group Incorporated	NO	1
		00000	45-5470737				ProHealth Physicians ACO, LLC	CT	NIA	ProHealth Physicians, Inc.	Ownership	100.000	UnitedHealth Group Incorporated	NO	
		00000	06-1446075				ProHealth Physicians, Inc.	CT	NIA	Collaborative Care Holdings, LLC	Ownership	100.000	UnitedHealth Group Incorporated	NO	
		00000	06-1469068				ProHealth Physicians, P.C.	CT	NIA	Physician(s) Owned	Influence	0.000	UnitedHealth Group Incorporated	NO	1
		00000	32-0455430				ProHealth Proton Center Management, LLC	DE	NIA	ProHEALTH Medical Management, LLC	Ownership	100.000	UnitedHealth Group Incorporated	NO	
		00000	47-5661535				ProHEALTH Urgent Care Medicine of New Jersey LLP	NJ	NIA	Physician(s) Owned	Influence	0.000	UnitedHealth Group Incorporated	NO	1
		00000	22-3493126				Pronounced Health Solutions, Inc.	DE	NIA	My Wellness Solutions, LLC	Ownership	100.000	UnitedHealth Group Incorporated	NO	
		00000	85-0775386				Prospero Health Partners Florida, Inc.	FL	NIA	Physician(s) Owned	Influence	0.000	UnitedHealth Group Incorporated	NO	1
		00000	82-2400620				Prospero Health Partners New York, P.C.	NY	NIA	Physician(s) Owned	Influence	0.000	UnitedHealth Group Incorporated	NO	1
		00000	84-4569314				Prospero Health Partners North Carolina, P.C.	NC	NIA	Physician(s) Owned	Influence	0.000	UnitedHealth Group Incorporated	NO	1
		00000	84-3234753				Prospero Health Partners, P.C.	MN	NIA	Physician(s) Owned	Influence	0.000	UnitedHealth Group Incorporated	NO	1
		00000	83-4217561				Prospero Management Services, LLC	DE	NIA	Optum Growth Partners, LLC	Ownership	100.000	UnitedHealth Group Incorporated	NO	
		00000	84-3844362				Prospero Medical Services New Jersey, P.C.	NJ	NIA	Physician(s) Owned	Influence	0.000	UnitedHealth Group Incorporated	NO	1
		00000	87-2406404				Prospero Medical Services, P.A.	FL	NIA	Physician(s) Owned	Influence	0.000	UnitedHealth Group Incorporated	NO	1
		00000	82-3765555				Providence & SCA Off-Campus Holdings, LLC	DE	NIA	SCA-Portland, LLC	Ownership	40.000	UnitedHealth Group Incorporated	NO	2
		00000	82-3270499				Providence & SCA On-Campus Holdings, LLC	DE	NIA	SCA-Portland, LLC	Ownership	20.000	UnitedHealth Group Incorporated	NO	2
		00000	81-2306672				PS Intermediate Holdco I, LLC	DE	NIA	PharmScript Holdco, LLC	Ownership	100.000	UnitedHealth Group Incorporated	NO	
		00000	83-0912194				PS Intermediate Holdco II, LLC	DE	NIA	PS Intermediate Holdco I, LLC	Ownership	100.000	UnitedHealth Group Incorporated	NO	
		00000	82-1647536				PS Management Services, LLC	DE	NIA	PS Intermediate Holdco II, LLC	Ownership	100.000	UnitedHealth Group Incorporated	NO	
		00000	87-3056197				PS of MI, LLC	MI	NIA	PS Intermediate Holdco II, LLC	Ownership	100.000	UnitedHealth Group Incorporated	NO	
		00000	87-3056197				PS Payroll Inc.	DE	NIA	PS Intermediate Holdco II, LLC	Ownership	100.000	UnitedHealth Group Incorporated	NO	
		00000	85-0921665				Psychiatry Services of New York, P.C.	NY	NIA	Physician(s) Owned	Influence	0.000	UnitedHealth Group Incorporated	NO	1
		00000	17-3409538				Psychiatry Specialists, S.C.	IL	NIA	Physician(s) Owned	Influence	0.000	UnitedHealth Group Incorporated	NO	1
		00000	16-1484552				Psychological Healthcare, PLLC	NY	NIA	Physician(s) Owned	Influence	0.000	UnitedHealth Group Incorporated	NO	1
		00000	46-3901920				QoL Acquisition Holdings Corp.	DE	NIA	Genoa Healthcare, Inc.	Ownership	100.000	UnitedHealth Group Incorporated	NO	
		00000	27-4189294				Queens Endoscopy ASC, LLC	NY	NIA	PE Healthcare Associates, LLC	Ownership	57.029	UnitedHealth Group Incorporated	NO	1
		00000	62-1804707				R Cubed, Inc.	TN	NIA	naviHealth SM Holdings, Inc.	Ownership	100.000	UnitedHealth Group Incorporated	NO	
		00000	35-2493256				Rally Health, Inc.	DE	NIA	Optum Digital Health Holdings, LLC	Ownership	100.000	UnitedHealth Group Incorporated	NO	
		00000	80-0947972				Real Appeal, LLC	DE	NIA	RVO Health, LLC	Ownership	100.000	UnitedHealth Group Incorporated	NO	
		00000	26-3385035				Red Bud Home Care Services, LLC	DE	NIA	AFAM Holding Co, LLC	Ownership	99.000	UnitedHealth Group Incorporated	NO	
		00000	26-3385035				Red Bud Home Care Services, LLC	DE	NIA	Illinois Home Care Holdings, LLC	Ownership	1.000	UnitedHealth Group Incorporated	NO	

16.51

STATEMENT AS OF MARCH 31, 2026 OF THE UNITEDHEALTHCARE OF THE MIDLANDS, INC.

SCHEDULE Y
PART 1A - DETAILS OF INSURANCE HOLDING COMPANY SYSTEM

1	2	3	4	5	6	7	8	9	10	11	12	13	14	15	16
Group Code	Group Name	NAIC Company Code	ID Number	Federal RSSD	CIK	Name of Securities Exchange if Publicly Traded (U.S. or International)	Names of Parent, Subsidiaries Or Affiliates	Domiciliary Location	Relationship to Reporting Entity	Directly Controlled by (Name of Entity/Person)	Type of Control (Ownership, Board, Management, Attorney-in-Fact, Influence, Other)	If Control is Ownership Provide Percentage	Ultimate Controlling Entity(ies)/Person(s)	Is an SCA Filing Required? (Yes/No)	*
		00000	20-0785644				Red Oak Counseling, Ltd.	WI	NIA	Physician(s) Owned	Influence	0.000	UnitedHealth Group Incorporated	NO	1
		00000	81-0627339				Red River HomeCare, L.L.C.	TX	NIA	Texas Health Care Group, L.L.C.	Ownership	100.000	UnitedHealth Group Incorporated	NO	
		00000	39-2927621				Red Stick Anesthesia, LLC	DE	NIA	B.R.A.S.S. Partnership in Commendam	Ownership	100.000	UnitedHealth Group Incorporated	NO	
		00000	94-3115627				Redlands - SCA Surgery Centers, INC.	CA	NIA	SC Affiliates, LLC	Ownership	100.000	UnitedHealth Group Incorporated	NO	
		00000	94-3115625				Redlands Ambulatory Surgery Center	CA	NIA	Redlands - SCA Surgery Centers, INC.	Ownership	54.000	UnitedHealth Group Incorporated	NO	
		00000	56-2627067				Redlands Family Practice Medical Group, Inc.	CA	NIA	Physician(s) Owned	Influence	0.000	UnitedHealth Group Incorporated	NO	1
		00000	82-3603285				Refresh Canopy Cove, Inc.	FL	NIA	Physician(s) Owned	Influence	0.000	UnitedHealth Group Incorporated	NO	1
		00000	84-2663780				Refresh Connecticut, PLLC	CT	NIA	Physician(s) Owned	Influence	0.000	UnitedHealth Group Incorporated	NO	1
		00000	83-4507157				Refresh Evolve, LLC	WI	NIA	Physician(s) Owned	Influence	0.000	UnitedHealth Group Incorporated	NO	1
		00000	82-5351068				Refresh In-Home Counseling LLC	IL	NIA	Physician(s) Owned	Influence	0.000	UnitedHealth Group Incorporated	NO	1
		00000	82-1945667				Refresh Intermediate Holdings, Inc.	DE	NIA	Refresh Parent Holdings, Inc.	Ownership	100.000	UnitedHealth Group Incorporated	NO	
		00000	83-3883510				Refresh Kentucky, LLC	KY	NIA	Refresh Mental Health, Inc.	Ownership	100.000	UnitedHealth Group Incorporated	NO	
		00000	47-4241017				Refresh Management, LLC	DE	NIA	Refresh Mental Health, Inc.	Ownership	100.000	UnitedHealth Group Incorporated	NO	
		00000	82-1945238				Refresh Mental Health, Inc.	DE	NIA	Refresh Intermediate Holdings, Inc.	Ownership	100.000	UnitedHealth Group Incorporated	NO	
		00000	83-0697837				Refresh New Jersey Psych Health LLC	NJ	NIA	Refresh Mental Health, Inc.	Ownership	100.000	UnitedHealth Group Incorporated	NO	
		00000	82-1945585				Refresh Parent Holdings, Inc.	DE	NIA	Restore OIH Holdings, Inc.	Ownership	100.000	UnitedHealth Group Incorporated	NO	
		00000	20-5251393				Reliant Medical Group The Endoscopy Center, LLC	MA	NIA	Reliant Medical Group, Inc.	Ownership	100.000	UnitedHealth Group Incorporated	NO	1
		00000	04-2472266				Reliant Medical Group, Inc.	MA	NIA	Physician(s) Owned	Influence	0.000	UnitedHealth Group Incorporated	NO	1
		00000	82-3745100				Reliant MSO, LLC	DE	NIA	Collaborative Care Holdings, LLC	Ownership	100.000	UnitedHealth Group Incorporated	NO	
		00000	33-4646881				Reliant Research & Development, LLC	CT	NIA	Reliant MSO, LLC	Ownership	100.000	UnitedHealth Group Incorporated	NO	
		00000	46-0558032				Research Surgical Center LLC	CO	NIA	PPH Holdings, LLC	Ownership	51.000	UnitedHealth Group Incorporated	NO	
		00000	86-2957267				Restore OIH Holdings, Inc.	DE	NIA	Restore OIH Intermediate Holdings, Inc.	Ownership	100.000	UnitedHealth Group Incorporated	NO	
		00000	86-2955057				Restore OIH Intermediate Holdings, Inc.	DE	NIA	OptumHealth Holdings, LLC	Ownership	100.000	UnitedHealth Group Incorporated	NO	
		00000	83-4061415				RGI Management Company, LLC	DE	NIA	GI MSO, Inc.	Ownership	100.000	UnitedHealth Group Incorporated	NO	
		00000	55-0775651				Rheumatology and Pulmonary Clinic, P.L.L.C.	WV	NIA	Physician(s) Owned	Influence	0.000	UnitedHealth Group Incorporated	NO	1
		00000	35-2508990				Rhode Island Health Care Group, LLC	RI	NIA	LHC Group, Inc.	Ownership	100.000	UnitedHealth Group Incorporated	NO	
		00000	33-0999953				RICBT, Inc.	RI	NIA	Refresh Mental Health, Inc.	Ownership	100.000	UnitedHealth Group Incorporated	NO	
		00000	57-1204158				Richardson Medical Center HomeCare, L.L.C.	LA	NIA	Louisiana Health Care Group, L.L.C.	Ownership	67.000	UnitedHealth Group Incorporated	NO	
		00000	46-0758315				River Valley ASC, LLC	CT	NIA	SCA-River Valley, LLC	Ownership	71.881	UnitedHealth Group Incorporated	NO	2
		00000	26-0802303				River West Home Care, LLC	DE	NIA	Louisiana HomeCare of Plaquemine, LLC	Ownership	100.000	UnitedHealth Group Incorporated	NO	
		00000	46-0504059				Rivercrest Home Health Care, Inc.	TX	NIA	Texas Health Care Group, L.L.C.	Ownership	100.000	UnitedHealth Group Incorporated	NO	
		00000	33-0055097				Riverside Community Healthplan Medical Group, Inc.	CA	NIA	NAMM Medical Group Holdings, Inc.	Ownership	100.000	UnitedHealth Group Incorporated	NO	1
		00000	20-3420379				Riverside Electronic Healthcare Resources, Inc.	CA	NIA	Riverside Community Healthplan Medical Group, Inc.	Ownership	100.000	UnitedHealth Group Incorporated	NO	1
		00000	32-0500242				Riverside Medical Management, LLC	DE	NIA	ProHEALTH Medical Management, LLC	Ownership	100.000	UnitedHealth Group Incorporated	NO	
		00000	83-2735771				Riverside Surgical Center of Meadowlands, LLC	NJ	NIA	SCA-Riverside Partners, LLC	Ownership	83.500	UnitedHealth Group Incorporated	NO	
		00000	20-5836758				RLS Katy Cardiovascular Services, LP	TX	NIA	National Cardiovascular Partners GP, LLC	Ownership	1.000	UnitedHealth Group Incorporated	NO	
		00000	20-5836758				RLS Katy Cardiovascular Services, LP	TX	NIA	National Cardiovascular Partners, LP	Ownership	99.000	UnitedHealth Group Incorporated	NO	
		00000	41-2219637				Roane HomeCare, LLC	WV	NIA	West Virginia Health Care Group, LLC	Ownership	100.000	UnitedHealth Group Incorporated	NO	
		00000	04-3713185				Rockville Eye Surgery Center, LLC	MD	NIA	SCA Palisades Holdings, LLC	Ownership	53.117	UnitedHealth Group Incorporated	NO	
		00000	84-0614905				Rocky Mountain Health Maintenance Organization, Incorporated	CO	IA	United HealthCare Services, Inc.	Ownership	100.000	UnitedHealth Group Incorporated	NO	
		00000	37-1832312				Rush Oak Brook Surgery Center, LLC	IL	NIA	SCA Rush Oak Brook Holdings, LLC	Ownership	10.000	UnitedHealth Group Incorporated	NO	2
		00000	88-1570490				RVO Health, LLC	DE	NIA	United HealthCare Services, Inc.	Ownership	33.071	UnitedHealth Group Incorporated	NO	
		00000	88-1570490				RVO Health, LLC	DE	NIA	Solaris JV Holdings, Inc.	Ownership	16.929	UnitedHealth Group Incorporated	NO	
		00000	33-4484816				RVOH MSO, LLC	DE	NIA	RVO Health, LLC	Ownership	100.000	UnitedHealth Group Incorporated	NO	

16.52

STATEMENT AS OF MARCH 31, 2026 OF THE UNITEDHEALTHCARE OF THE MIDLANDS, INC.

SCHEDULE Y
PART 1A - DETAILS OF INSURANCE HOLDING COMPANY SYSTEM

1	2	3	4	5	6	7	8	9	10	11	12	13	14	15	16
Group Code	Group Name	NAIC Company Code	ID Number	Federal RSSD	CIK	Name of Securities Exchange if Publicly Traded (U.S. or International)	Names of Parent, Subsidiaries Or Affiliates	Domiciliary Location	Relationship to Reporting Entity	Directly Controlled by (Name of Entity/Person)	Type of Control (Ownership, Board, Management, Attorney-in-Fact, Influence, Other)	If Control is Ownership Provide Percentage	Ultimate Controlling Entity(ies)/Person(s)	Is an SCA Filing Required? (Yes/No)	*
		00000	33-2296975				RVOHRx, LLC	DE	NIA	Optum Perks LLC	Ownership	100.000	UnitedHealth Group Incorporated	NO	
		00000	75-2512658				S. Fisher & S. Thomas, Inc.	TX	NIA	Guardian Healthcare Holdings, Inc.	Ownership	100.000	UnitedHealth Group Incorporated	NO	
		00000	31-1487353				S&B Health Care, LLC	OH	NIA	Black Stone Operations, LLC	Ownership	100.000	UnitedHealth Group Incorporated	NO	
		00000	99-5141796				Saber Holdco, LLC	DE	NIA	OptumHealth Care Solutions, LLC	Ownership	100.000	UnitedHealth Group Incorporated	NO	
		00000	83-0521940				Sacred Heart ASC, LLC	FL	NIA	SVHS-SCA Florida JV, LLC	Ownership	61.125	UnitedHealth Group Incorporated	NO	2
		00000	33-0571462				Saddleback Medical Group, Inc.	CA	NIA	MH Physician Three Holdco, a Medical Corporation	Ownership	100.000	UnitedHealth Group Incorporated	NO	1
		00000					Saden S.A.	CHL	NIA	Clínica Dávila y Servicios Médicos S.p.A.	Ownership	0.077	UnitedHealth Group Incorporated	NO	
		00000					Saden S.A.	CHL	NIA	Banmedica SpA	Ownership	99.923	UnitedHealth Group Incorporated	NO	
		00000	27-1976968				Salem Home Care, LLC	OR	NIA	Oregon Health Care Group, LLC	Ownership	100.000	UnitedHealth Group Incorporated	NO	
		00000	85-2734753				Salem JV Holdings, LLC	DE	NIA	Surgicare of Salem, LLC	Ownership	51.000	UnitedHealth Group Incorporated	NO	
		00000	74-2462470				Salem Surgery Center, LLC	OR	NIA	Salem JV Holdings, LLC	Ownership	55.570	UnitedHealth Group Incorporated	NO	
		00000	45-2219585				Salveo Specialty Pharmacy, Inc.	DE	NIA	OptumRx Administrative Services, LLC	Ownership	100.000	UnitedHealth Group Incorporated	NO	
		00000	95-3088615				San Bernardino Medical Group, Inc.	CA	NIA	NAMM Medical Group Holdings, Inc.	Ownership	100.000	UnitedHealth Group Incorporated	NO	1
		00000	77-0322251				San Diego Endoscopy Center	CA	NIA	Endoscopy Center Affiliates, Inc.	Ownership	35.000	UnitedHealth Group Incorporated	NO	2
		00000	33-0457134				San Diego Physicians Medical Group, Inc.	CA	NIA	MH Physician Three Holdco, a Medical Corporation	Ownership	99.999	UnitedHealth Group Incorporated	NO	1
		00000	27-3787593				Sand Lake SurgiCenter, LLC	FL	NIA	SCA-Sand Lake, LLC	Ownership	55.675	UnitedHealth Group Incorporated	NO	
		00000	83-3057919				Sanvello Health Holdings, LLC	DE	NIA	Refresh Mental Health, Inc.	Ownership	100.000	UnitedHealth Group Incorporated	NO	
		00000	47-1920345				Sanvello Health Inc.	DE	NIA	Sanvello Health Holdings, LLC	Ownership	100.000	UnitedHealth Group Incorporated	NO	
		00000					Saris Counseling, LLC	WI	NIA	Refresh Evolve, LLC	Ownership	100.000	UnitedHealth Group Incorporated	NO	1
		00000	46-5454822				SBE Holdings, LLC	FL	NIA	Physicians Endoscopy, L.L.C.	Ownership	47.052	UnitedHealth Group Incorporated	NO	2
		00000	62-1149229				SC Affiliates, LLC	DE	NIA	Surgical Care Affiliates, LLC	Ownership	100.000	UnitedHealth Group Incorporated	NO	
		00000	88-4253145				SCA AHN JV Holdings II, LLC	DE	NIA	American Health Network of Indiana, LLC	Ownership	49.000	UnitedHealth Group Incorporated	NO	
		00000	88-4253145				SCA AHN JV Holdings II, LLC	DE	NIA	SC Affiliates, LLC	Ownership	51.000	UnitedHealth Group Incorporated	NO	
		00000	86-1452226				SCA AHN JV Holdings, LLC	DE	NIA	American Health Network of Indiana, LLC	Ownership	49.000	UnitedHealth Group Incorporated	NO	
		00000	86-1452226				SCA AHN JV Holdings, LLC	DE	NIA	SCA ESSC Holdings, LLC	Ownership	51.000	UnitedHealth Group Incorporated	NO	
		00000	47-5014406				SCA Austin Holdings, LLC	DE	NIA	SC Affiliates, LLC	Ownership	100.000	UnitedHealth Group Incorporated	NO	
		00000	87-2651443				SCA Aventura Holdings, LLC	DE	NIA	SC Affiliates, LLC	Ownership	71.569	UnitedHealth Group Incorporated	NO	
		00000	92-1266122				SCA Avon Holdings, LLC	DE	NIA	SC Affiliates, LLC	Ownership	100.000	UnitedHealth Group Incorporated	NO	
		00000	85-2723465				SCA Bloomfield Holdings, LLC	DE	NIA	SC Affiliates, LLC	Ownership	100.000	UnitedHealth Group Incorporated	NO	
		00000	45-4230864				SCA BOSC Holdings, LLC	DE	NIA	Surgery Center Holding, LLC	Ownership	25.000	UnitedHealth Group Incorporated	NO	
		00000	45-4230864				SCA BOSC Holdings, LLC	DE	NIA	SunSurgery, LLC	Ownership	25.000	UnitedHealth Group Incorporated	NO	
		00000	45-4230864				SCA BOSC Holdings, LLC	DE	NIA	SC Affiliates, LLC	Ownership	25.000	UnitedHealth Group Incorporated	NO	
		00000	45-4230864				SCA BOSC Holdings, LLC	DE	NIA	National Surgery Centers, LLC	Ownership	25.000	UnitedHealth Group Incorporated	NO	
		00000	47-5030792				SCA Cedar Park Holdings, LLC	DE	NIA	SCA Austin Holdings, LLC	Ownership	100.000	UnitedHealth Group Incorporated	NO	
		00000	84-4338108				SCA Clifton, LLC	DE	NIA	SC Affiliates, LLC	Ownership	100.000	UnitedHealth Group Incorporated	NO	
		00000	87-2738960				SCA Colorado Springs Holdings, LLC	DE	NIA	SC Affiliates, LLC	Ownership	100.000	UnitedHealth Group Incorporated	NO	
		00000	85-4043847				SCA Cottonwood Holdings, LLC	DE	NIA	SC Affiliates, LLC	Ownership	100.000	UnitedHealth Group Incorporated	NO	
		00000	04-3170801				SCA Danbury Surgical Center, LLC	DE	NIA	SunSurgery, LLC	Ownership	52.068	UnitedHealth Group Incorporated	NO	
		00000	85-2019401				SCA Denver Holdings, LLC	DE	NIA	SC Affiliates, LLC	Ownership	100.000	UnitedHealth Group Incorporated	NO	
		00000	62-1535981				SCA Development, LLC	DE	NIA	SC Affiliates, LLC	Ownership	100.000	UnitedHealth Group Incorporated	NO	
		00000	85-3450755				SCA Duluth Holdings, LLC	DE	NIA	SC Affiliates, LLC	Ownership	100.000	UnitedHealth Group Incorporated	NO	
		00000	86-1889923				SCA Duncanville Holdings, LLC	DE	NIA	SC Affiliates, LLC	Ownership	100.000	UnitedHealth Group Incorporated	NO	
		00000	86-1855507				SCA Duncanville MSO, LLC	TX	NIA	SCA Duncanville Holdings, LLC	Ownership	51.000	UnitedHealth Group Incorporated	NO	
		00000	88-3055298				SCA East Bay Holdings, LLC	DE	NIA	SC Affiliates, LLC	Ownership	100.000	UnitedHealth Group Incorporated	NO	
		00000					SCA eCode Solutions Private Limited	IND	NIA	UnitedHealth International, Inc.	Ownership	0.006	UnitedHealth Group Incorporated	NO	
		00000					SCA eCode Solutions Private Limited	IND	NIA	eCode Solutions, LLC	Ownership	99.994	UnitedHealth Group Incorporated	NO	
		00000	92-1363019				SCA Englewood Health Holdings, LLC	DE	NIA	SC Affiliates, LLC	Ownership	100.000	UnitedHealth Group Incorporated	NO	

16.53

STATEMENT AS OF MARCH 31, 2026 OF THE UNITEDHEALTHCARE OF THE MIDLANDS, INC.

SCHEDULE Y
PART 1A - DETAILS OF INSURANCE HOLDING COMPANY SYSTEM

1	2	3	4	5	6	7	8	9	10	11	12	13	14	15	16
Group Code	Group Name	NAIC Company Code	ID Number	Federal RSSD	CIK	Name of Securities Exchange if Publicly Traded (U.S. or International)	Names of Parent, Subsidiaries Or Affiliates	Domiciliary Location	Relationship to Reporting Entity	Directly Controlled by (Name of Entity/Person)	Type of Control (Ownership, Board, Management, Attorney-in-Fact, Influence, Other)	If Control is Ownership Provide Percentage	Ultimate Controlling Entity(ies)/Person(s)	Is an SCA Filing Required? (Yes/No)	*
		00000	86-3781364				SCA Englewood Holdings, LLC	DE	NIA	SCA Affiliates, LLC	Ownership	100.000	UnitedHealth Group Incorporated	NO	
		00000	86-1452517				SCA ESSC Holdings, LLC	DE	NIA	SCA Affiliates, LLC	Ownership	100.000	UnitedHealth Group Incorporated	NO	
		00000	85-3472510				SCA Greenway Holdings, LLC	DE	NIA	SCA Affiliates, LLC	Ownership	49.000	UnitedHealth Group Incorporated	NO	2
		00000	85-4003008				SCA Grove Creek Holdings, LLC	DE	NIA	SCA Affiliates, LLC	Ownership	100.000	UnitedHealth Group Incorporated	NO	
		00000	88-3842578				SCA Guilford Holdings II, LLC	DE	NIA	SCA Guilford Holdings, LLC	Ownership	100.000	UnitedHealth Group Incorporated	NO	
		00000	85-2734387				SCA Guilford Holdings, LLC	DE	NIA	SCA Affiliates, LLC	Ownership	100.000	UnitedHealth Group Incorporated	NO	
		00000	47-5064834				SCA Hays Holdings, LLC	DE	NIA	SCA Austin Holdings, LLC	Ownership	100.000	UnitedHealth Group Incorporated	NO	
		00000	99-4175537				SCA Health Anesthesia - Kentucky, LLC	DE	NIA	SCA Affiliates, LLC	Ownership	100.000	UnitedHealth Group Incorporated	NO	
		00000	33-3550699				SCA Health Anesthesia Georgia, LLC	DE	NIA	SCA Affiliates, LLC	Ownership	100.000	UnitedHealth Group Incorporated	NO	
		00000	88-2843226				SCA Health Anesthesia, LLC	DE	NIA	SCA Affiliates, LLC	Ownership	100.000	UnitedHealth Group Incorporated	NO	
		00000	87-2408829				SCA Health Value Enterprise, LLC	DE	NIA	SCA Affiliates, LLC	Ownership	100.000	UnitedHealth Group Incorporated	NO	
		00000	88-3477450				SCA Health, LLC	DE	NIA	SCA Affiliates, LLC	Ownership	100.000	UnitedHealth Group Incorporated	NO	
		00000	83-2735871				SCA Heartland Holdings, LLC	DE	NIA	SCA Affiliates, LLC	Ownership	100.000	UnitedHealth Group Incorporated	NO	
		00000	36-4869243				SCA HoldCo, Inc.	DE	NIA	Collaborative Care Holdings, LLC	Ownership	100.000	UnitedHealth Group Incorporated	NO	
		00000	27-1664837				SCA Holding Company, Inc.	DE	NIA	SCA Surgery Holdings, LLC	Ownership	100.000	UnitedHealth Group Incorporated	NO	
		00000	47-1256943				SCA Holdings, Inc.	CA	NIA	National Surgery Centers, LLC	Ownership	100.000	UnitedHealth Group Incorporated	NO	
		00000	92-0918870				SCA Houston Holdings, LLC	DE	NIA	SCA Affiliates, LLC	Ownership	100.000	UnitedHealth Group Incorporated	NO	
		00000	92-0627856				SCA HRH Holdings, LLC	DE	NIA	SCA Affiliates, LLC	Ownership	100.000	UnitedHealth Group Incorporated	NO	
		00000	45-4240475				SCA IEC Holdings, LLC	DE	NIA	Surgery Center Holding, LLC	Ownership	25.000	UnitedHealth Group Incorporated	NO	
		00000	45-4240475				SCA IEC Holdings, LLC	DE	NIA	SunSurgery, LLC	Ownership	25.000	UnitedHealth Group Incorporated	NO	
		00000	45-4240475				SCA IEC Holdings, LLC	DE	NIA	SCA Affiliates, LLC	Ownership	25.000	UnitedHealth Group Incorporated	NO	
		00000	45-4240475				SCA IEC Holdings, LLC	DE	NIA	National Surgery Centers, LLC	Ownership	25.000	UnitedHealth Group Incorporated	NO	
		00000	45-2684108				SCA Indiana Holdings, LLC	DE	NIA	Surgery Center Holding, LLC	Ownership	25.000	UnitedHealth Group Incorporated	NO	
		00000	45-2684108				SCA Indiana Holdings, LLC	DE	NIA	SunSurgery, LLC	Ownership	25.000	UnitedHealth Group Incorporated	NO	
		00000	45-2684108				SCA Indiana Holdings, LLC	DE	NIA	SCA Affiliates, LLC	Ownership	25.000	UnitedHealth Group Incorporated	NO	
		00000	45-2684108				SCA Indiana Holdings, LLC	DE	NIA	National Surgery Centers, LLC	Ownership	25.000	UnitedHealth Group Incorporated	NO	
		00000	92-3754586				SCA Jacksonville Holdings, LLC	DE	NIA	SCA Affiliates, LLC	Ownership	100.000	UnitedHealth Group Incorporated	NO	
		00000	92-0859684				SCA Louisville, LLC	DE	NIA	SCA Affiliates, LLC	Ownership	100.000	UnitedHealth Group Incorporated	NO	
		00000	85-2044403				SCA Lutheran Holdings, LLC	DE	NIA	SCA Affiliates, LLC	Ownership	100.000	UnitedHealth Group Incorporated	NO	
		00000	85-3425387				SCA Maple Grove Holdings, LLC	DE	NIA	SCA Affiliates, LLC	Ownership	49.000	UnitedHealth Group Incorporated	NO	2
		00000	87-3300578				SCA Murrells Inlet, LLC	DE	NIA	SCA Affiliates, LLC	Ownership	100.000	UnitedHealth Group Incorporated	NO	
		00000	85-4043674				SCA Northern Utah Holdings, LLC	DE	NIA	SCA Affiliates, LLC	Ownership	100.000	UnitedHealth Group Incorporated	NO	
		00000	85-2527319				SCA Northwest Holdings, LLC	DE	NIA	SCA Affiliates, LLC	Ownership	100.000	UnitedHealth Group Incorporated	NO	
		00000	85-2065454				SCA Outside New Jersey, LLC	DE	NIA	SCA Affiliates, LLC	Ownership	100.000	UnitedHealth Group Incorporated	NO	
		00000	27-1707364				SCA Pacific Holdings, Inc.	CA	NIA	SCA Affiliates, LLC	Ownership	100.000	UnitedHealth Group Incorporated	NO	
		00000	87-2926385				SCA Pacific Surgery Holdings, LLC	DE	NIA	SCA Affiliates, LLC	Ownership	100.000	UnitedHealth Group Incorporated	NO	
		00000	85-1370857				SCA Palisades Holdings, LLC	DE	NIA	SCA Affiliates, LLC	Ownership	100.000	UnitedHealth Group Incorporated	NO	
		00000	92-3092899				SCA Pinehurst Holdings, LLC	DE	NIA	SCA Affiliates, LLC	Ownership	100.000	UnitedHealth Group Incorporated	NO	
		00000	85-0817999				SCA Pinnacle Holdings, LLC	DE	NIA	SCA Affiliates, LLC	Ownership	100.000	UnitedHealth Group Incorporated	NO	
		00000	72-1386840				SCA Premier Surgery Center of Louisville, LLC	DE	NIA	SCA Affiliates, LLC	Ownership	67.852	UnitedHealth Group Incorporated	NO	
		00000					SCA Providence Holdings, LLC	DE	NIA	SCA Affiliates, LLC	Ownership	100.000	UnitedHealth Group Incorporated	NO	
		00000	45-4252645				SCA ROCS Holdings, LLC	DE	NIA	Surgery Center Holding, LLC	Ownership	25.000	UnitedHealth Group Incorporated	NO	
		00000	45-4252645				SCA ROCS Holdings, LLC	DE	NIA	SunSurgery, LLC	Ownership	25.000	UnitedHealth Group Incorporated	NO	
		00000	45-4252645				SCA ROCS Holdings, LLC	DE	NIA	SCA Affiliates, LLC	Ownership	25.000	UnitedHealth Group Incorporated	NO	
		00000	45-4252645				SCA ROCS Holdings, LLC	DE	NIA	National Surgery Centers, LLC	Ownership	25.000	UnitedHealth Group Incorporated	NO	
		00000	87-4302841				SCA Rush Oak Brook Holdings, LLC	DE	NIA	SCA Affiliates, LLC	Ownership	100.000	UnitedHealth Group Incorporated	NO	
		00000	84-3673924				SCA Sage Medical, LLC	DE	NIA	SCA Affiliates, LLC	Ownership	100.000	UnitedHealth Group Incorporated	NO	
		00000	85-2811475				SCA San Diego Holdings, LLC	DE	NIA	SCA-San Diego, Inc.	Ownership	100.000	UnitedHealth Group Incorporated	NO	

STATEMENT AS OF MARCH 31, 2026 OF THE UNITEDHEALTHCARE OF THE MIDLANDS, INC.

SCHEDULE Y
PART 1A - DETAILS OF INSURANCE HOLDING COMPANY SYSTEM

1	2	3	4	5	6	7	8	9	10	11	12	13	14	15	16
Group Code	Group Name	NAIC Company Code	ID Number	Federal RSSD	CIK	Name of Securities Exchange if Publicly Traded (U.S. or International)	Names of Parent, Subsidiaries Or Affiliates	Domiciliary Location	Relationship to Reporting Entity	Directly Controlled by (Name of Entity/Person)	Type of Control (Ownership, Board, Management, Attorney-in-Fact, Influence, Other)	If Control is Ownership Provide Percentage	Ultimate Controlling Entity(ies)/Person(s)	Is an SCA Filing Required? (Yes/No)	*
		00000	85-4002809				SCA South Ogden Holdings, LLC	DE	NIA	SCA Affiliates, LLC	Ownership	100.000	UnitedHealth Group Incorporated	NO	
		00000	88-1497980				SCA Southwest Fort Wayne Holdings, LLC	DE	NIA	Surgery Center Holding, LLC	Ownership	25.000	UnitedHealth Group Incorporated	NO	
		00000	88-1497980				SCA Southwest Fort Wayne Holdings, LLC	DE	NIA	SunSurgery, LLC	Ownership	25.000	UnitedHealth Group Incorporated	NO	
		00000	88-1497980				SCA Southwest Fort Wayne Holdings, LLC	DE	NIA	SCA Affiliates, LLC	Ownership	25.000	UnitedHealth Group Incorporated	NO	
		00000	88-1497980				SCA Southwest Fort Wayne Holdings, LLC	DE	NIA	National Surgery Centers, LLC	Ownership	25.000	UnitedHealth Group Incorporated	NO	
		00000	47-4928368				SCA Southwestern PA, LLC	DE	NIA	SCA Affiliates, LLC	Ownership	100.000	UnitedHealth Group Incorporated	NO	
		00000	47-3165040				SCA Specialists of Florida, LLC	DE	NIA	SCA Surgery Holdings, LLC	Ownership	100.000	UnitedHealth Group Incorporated	NO	
		00000	85-2786147				SCA Specialty Holdings of Connecticut, LLC	DE	NIA	SCA Affiliates, LLC	Ownership	29.410	UnitedHealth Group Incorporated	NO	2
		00000	45-4266502				SCA SSSC Holdings, LLC	DE	NIA	SCA Affiliates, LLC	Ownership	25.000	UnitedHealth Group Incorporated	NO	
		00000	45-4266502				SCA SSSC Holdings, LLC	DE	NIA	SunSurgery, LLC	Ownership	25.000	UnitedHealth Group Incorporated	NO	
		00000	45-4266502				SCA SSSC Holdings, LLC	DE	NIA	National Surgery Centers, LLC	Ownership	25.000	UnitedHealth Group Incorporated	NO	
		00000	45-4266502				SCA SSSC Holdings, LLC	DE	NIA	Surgery Center Holding, LLC	Ownership	25.000	UnitedHealth Group Incorporated	NO	
		00000	47-5038680				SCA Stonegate Holdings, LLC	DE	NIA	SCA Austin Holdings, LLC	Ownership	100.000	UnitedHealth Group Incorporated	NO	
		00000	26-2602268				SCA Surgery Holdings, LLC	DE	NIA	Surgical Care Affiliates, LLC	Ownership	100.000	UnitedHealth Group Incorporated	NO	
		00000	75-2501088				SCA Surgicare of Laguna Hills, LLC	DE	NIA	Surgery Center Holding, LLC	Ownership	100.000	UnitedHealth Group Incorporated	NO	
		00000	92-1306353				SCA Total Holdings, LLC	DE	NIA	SCA Affiliates, LLC	Ownership	100.000	UnitedHealth Group Incorporated	NO	
		00000	93-4391928				SCA Waterloo Holdings, LLC	DE	NIA	SCA Affiliates, LLC	Ownership	100.000	UnitedHealth Group Incorporated	NO	
		00000	85-3263993				SCA West Health Holdings, LLC	DE	NIA	SCA Affiliates, LLC	Ownership	100.000	UnitedHealth Group Incorporated	NO	
		00000	85-4150186				SCA Westgreen Holdings, LLC	DE	NIA	Endoscopy Center Affiliates, Inc.	Ownership	1.000	UnitedHealth Group Incorporated	NO	
		00000	85-4150186				SCA Westgreen Holdings, LLC	DE	NIA	SCA Affiliates, LLC	Ownership	99.000	UnitedHealth Group Incorporated	NO	
		00000	85-3491574				SCA Woodbury Holdings, LLC	DE	NIA	SCA Affiliates, LLC	Ownership	49.000	UnitedHealth Group Incorporated	NO	2
		00000	74-2555097				SCA-Albuquerque Surgery Properties, Inc.	NM	NIA	SCA Affiliates, LLC	Ownership	100.000	UnitedHealth Group Incorporated	NO	
		00000	47-1807383				SCA-Alliance, LLC	DE	NIA	SCA Surgery Holdings, LLC	Ownership	31.370	UnitedHealth Group Incorporated	NO	2
		00000	82-4763869				SCA-Anne Arundel, LLC	DE	NIA	SCA Affiliates, LLC	Ownership	100.000	UnitedHealth Group Incorporated	NO	
		00000	83-2703057				SCA-AppleCare Partners, LLC	DE	NIA	SCA-Downey, LLC	Ownership	91.228	UnitedHealth Group Incorporated	NO	
		00000	83-2703057				SCA-AppleCare Partners, LLC	DE	NIA	AppleCare Medical Management, LLC	Ownership	8.772	UnitedHealth Group Incorporated	NO	
		00000	82-3857984				SCA-Bethesda, LLC	DE	NIA	SCA Affiliates, LLC	Ownership	49.258	UnitedHealth Group Incorporated	NO	
		00000	62-1530120				SCA-Blue Ridge, LLC	DE	NIA	SCA Affiliates, LLC	Ownership	100.000	UnitedHealth Group Incorporated	NO	
		00000	93-2557351				SCA-Boynton Beach, LLC	DE	NIA	SCA Affiliates, LLC	Ownership	100.000	UnitedHealth Group Incorporated	NO	
		00000	88-4163925				SCA-Carlsbad Holdings, LLC	DE	NIA	SCA Affiliates, LLC	Ownership	100.000	UnitedHealth Group Incorporated	NO	
		00000	83-1094012				SCA-Castle Rock, LLC	DE	NIA	SCA Affiliates, LLC	Ownership	68.736	UnitedHealth Group Incorporated	NO	
		00000	47-1535510				SCA-Central Florida, LLC	DE	NIA	SCA Affiliates, LLC	Ownership	31.370	UnitedHealth Group Incorporated	NO	2
		00000	58-1709758				SCA-Charleston, LLC	DE	NIA	SCA Surgery Holdings, LLC	Ownership	100.000	UnitedHealth Group Incorporated	NO	
		00000	82-4511713				SCA-Chatham, LLC	DE	NIA	SCA Affiliates, LLC	Ownership	100.000	UnitedHealth Group Incorporated	NO	
		00000	81-3301058				SCA-Chevy Chase, LLC	DE	NIA	SCA Affiliates, LLC	Ownership	100.000	UnitedHealth Group Incorporated	NO	
		00000	62-1516306				SCA-Citrus, LLC	TN	NIA	SCA Affiliates, LLC	Ownership	100.000	UnitedHealth Group Incorporated	NO	
		00000	83-1541326				SCA-Colonial Partners, LLC	DE	NIA	Nationwide ASC Holdings, LLC	Ownership	100.000	UnitedHealth Group Incorporated	NO	
		00000	93-1047471				SCA-Colorado Springs, LLC	DE	NIA	SCA Affiliates, LLC	Ownership	100.000	UnitedHealth Group Incorporated	NO	
		00000	83-1585952				SCA-Connecticut Partners, LLC	DE	NIA	SunSurgery, LLC	Ownership	29.410	UnitedHealth Group Incorporated	NO	2
		00000	47-4028383				SCA-Davenport, LLC	DE	NIA	SCA Affiliates, LLC	Ownership	100.000	UnitedHealth Group Incorporated	NO	
		00000	84-2003112				SCA-Denver Physicians Holdings, LLC	CO	NIA	SCA-Denver, LLC	Ownership	52.394	UnitedHealth Group Incorporated	NO	
		00000	84-2997638				SCA-Denver, LLC	DE	NIA	SCA Affiliates, LLC	Ownership	100.000	UnitedHealth Group Incorporated	NO	
		00000	82-1470227				SCA-Derry, LLC	DE	NIA	Endoscopy Center Affiliates, Inc.	Ownership	1.000	UnitedHealth Group Incorporated	NO	
		00000	82-1470227				SCA-Derry, LLC	DE	NIA	SCA Affiliates, LLC	Ownership	99.000	UnitedHealth Group Incorporated	NO	
		00000	83-3055579				SCA-Downey, LLC	DE	NIA	SCA Affiliates, LLC	Ownership	100.000	UnitedHealth Group Incorporated	NO	
		00000	83-1093886				SCA-Dry Creek, LLC	DE	NIA	SCA Affiliates, LLC	Ownership	100.000	UnitedHealth Group Incorporated	NO	
		00000	81-1594261				SCA-Dublin, LLC	DE	NIA	SCA Affiliates, LLC	Ownership	100.000	UnitedHealth Group Incorporated	NO	
		00000	81-3301305				SCA-Encinitas, Inc.	DE	NIA	Surgical Health, LLC	Ownership	100.000	UnitedHealth Group Incorporated	NO	
		00000	62-1541235				SCA-Eugene, LLC	TN	NIA	SCA Affiliates, LLC	Ownership	100.000	UnitedHealth Group Incorporated	NO	

STATEMENT AS OF MARCH 31, 2026 OF THE UNITEDHEALTHCARE OF THE MIDLANDS, INC.

SCHEDULE Y
PART 1A - DETAILS OF INSURANCE HOLDING COMPANY SYSTEM

1	2	3	4	5	6	7	8	9	10	11	12	13	14	15	16
Group Code	Group Name	NAIC Company Code	ID Number	Federal RSSD	CIK	Name of Securities Exchange if Publicly Traded (U.S. or International)	Names of Parent, Subsidiaries Or Affiliates	Domiciliary Location	Relationship to Reporting Entity	Directly Controlled by (Name of Entity/Person)	Type of Control (Ownership, Board, Management, Attorney-in-Fact, Influence, Other)	If Control is Ownership Provide Percentage	Ultimate Controlling Entity(ies)/Person(s)	Is an SCA Filing Required? (Yes/No)	*
		00000	83-2805878				SCA-First Coast, LLC	DE	NIA	SC Affiliates, LLC	Ownership	100.000	UnitedHealth Group Incorporated	NO	
		00000	62-1551099				SCA-Florence, LLC	DE	NIA	SC Affiliates, LLC	Ownership	100.000	UnitedHealth Group Incorporated	NO	
		00000	93-1067967				SCA-Fort Collins, Inc.	CO	NIA	SC Affiliates, LLC	Ownership	100.000	UnitedHealth Group Incorporated	NO	
		00000	62-1502719				SCA-Fort Walton, Inc.	TN	NIA	SC Affiliates, LLC	Ownership	100.000	UnitedHealth Group Incorporated	NO	
		00000	47-3641516				SCA-Franklin, LLC	DE	NIA	SC Affiliates, LLC	Ownership	100.000	UnitedHealth Group Incorporated	NO	
		00000	81-2727879				SCA-Frederick, LLC	DE	NIA	SC Affiliates, LLC	Ownership	100.000	UnitedHealth Group Incorporated	NO	
		00000	82-3535257				SCA-Freeway Holdings, LLC	DE	NIA	SC Affiliates, LLC	Ownership	100.000	UnitedHealth Group Incorporated	NO	
		00000	36-4907566				SCA-Ft. Myers, LLC	DE	NIA	SC Affiliates, LLC	Ownership	100.000	UnitedHealth Group Incorporated	NO	
		00000	62-1547690				SCA-Gainesville, LLC	DE	NIA	SC Affiliates, LLC	Ownership	100.000	UnitedHealth Group Incorporated	NO	
		00000	83-4156034				SCA-Glenwood Holdings, LLC	DE	NIA	Glenwood-SC, Inc.	Ownership	92.949	UnitedHealth Group Incorporated	NO	
		00000	82-1438326				SCA-Grants Pass, LLC	DE	NIA	SC Affiliates, LLC	Ownership	100.000	UnitedHealth Group Incorporated	NO	
		00000	81-2376695				SCA-Grove Place, LLC	DE	NIA	SC Affiliates, LLC	Ownership	72.892	UnitedHealth Group Incorporated	NO	
		00000	47-3466283				SCA-Hagerstown, LLC	DE	NIA	SC Affiliates, LLC	Ownership	100.000	UnitedHealth Group Incorporated	NO	
		00000	47-5229514				SCA-Hilton Head, LLC	DE	NIA	SC Affiliates, LLC	Ownership	100.000	UnitedHealth Group Incorporated	NO	
		00000	81-3445356				SCA-Houston Executive, LLC	DE	NIA	SC Affiliates, LLC	Ownership	100.000	UnitedHealth Group Incorporated	NO	
		00000	81-1666861				SCA-Illinois, LLC	DE	NIA	SCA Surgery Holdings, LLC	Ownership	100.000	UnitedHealth Group Incorporated	NO	
		00000	99-4671378				SCA-Insight Holdings, LLC	DE	NIA	SC Affiliates, LLC	Ownership	100.000	UnitedHealth Group Incorporated	NO	
		00000	83-3090526				SCA-JPM Holdings, LLC	DE	NIA	SC Affiliates, LLC	Ownership	100.000	UnitedHealth Group Incorporated	NO	
		00000	93-2311282				SCA-Louisville Ortho, LLC	DE	NIA	SC Affiliates, LLC	Ownership	100.000	UnitedHealth Group Incorporated	NO	
		00000	81-4292506				SCA-Main Street, LLC	DE	NIA	SC Affiliates, LLC	Ownership	29.575	UnitedHealth Group Incorporated	NO	2
		00000	62-1184188				SCA-Mecklenburg Development Corp.	NC	NIA	SC Affiliates, LLC	Ownership	100.000	UnitedHealth Group Incorporated	NO	
		00000	81-4616104				SCA-Memorial City, LLC	DE	NIA	SC Affiliates, LLC	Ownership	100.000	UnitedHealth Group Incorporated	NO	
		00000	83-3709010				SCA-Memorial, LLC	TX	NIA	SC Affiliates, LLC	Ownership	51.000	UnitedHealth Group Incorporated	NO	
		00000	81-1771410				SCA-Merritt, LLC	DE	NIA	SC Affiliates, LLC	Ownership	100.000	UnitedHealth Group Incorporated	NO	
		00000	82-2455773				SCA-Midlands, LLC	DE	NIA	SC Affiliates, LLC	Ownership	100.000	UnitedHealth Group Incorporated	NO	
		00000	33-2181075				SCA-Mirage Holdings, LLC	DE	NIA	SC Affiliates, LLC	Ownership	100.000	UnitedHealth Group Incorporated	NO	
		00000	80-0070617				SCA-Mobile, LLC	DE	NIA	SC Affiliates, LLC	Ownership	100.000	UnitedHealth Group Incorporated	NO	
		00000	81-1065674				SCA-Mokena, LLC	DE	NIA	SC Affiliates, LLC	Ownership	83.624	UnitedHealth Group Incorporated	NO	
		00000	84-4936803				SCA-Morris County, LLC	DE	NIA	SC Affiliates, LLC	Ownership	100.000	UnitedHealth Group Incorporated	NO	
		00000	62-1506655				SCA-Mt. Pleasant, LLC	DE	NIA	SC Affiliates, LLC	Ownership	100.000	UnitedHealth Group Incorporated	NO	
		00000	81-2850365				SCA-Naperville, LLC	DE	NIA	SC Affiliates, LLC	Ownership	100.000	UnitedHealth Group Incorporated	NO	
		00000	82-3002171				SCA-Naples, LLC	DE	NIA	Nationwide ASC Holdings, LLC	Ownership	100.000	UnitedHealth Group Incorporated	NO	
		00000	47-4418919				SCA-New Jersey, LLC	DE	NIA	SC Affiliates, LLC	Ownership	100.000	UnitedHealth Group Incorporated	NO	
		00000	47-1760663				SCA-NEWPORT BEACH, LLC	CA	NIA	SC Affiliates, LLC	Ownership	100.000	UnitedHealth Group Incorporated	NO	
		00000	92-3029111				SCA-Optum Nevada Holdings, LLC	DE	NIA	SC Affiliates, LLC	Ownership	51.000	UnitedHealth Group Incorporated	NO	
		00000	92-3029111				SCA-Optum Nevada Holdings, LLC	DE	NIA	Southwest Medical Associates, Inc.	Ownership	49.000	UnitedHealth Group Incorporated	NO	
		00000	81-3445510				SCA-Palm Beach MSO Holdings, LLC	DE	NIA	SunSurgery, LLC	Ownership	100.000	UnitedHealth Group Incorporated	NO	
		00000	82-3050836				SCA-Palm Beach, LLC	DE	NIA	SC Affiliates, LLC	Ownership	100.000	UnitedHealth Group Incorporated	NO	
		00000	93-4711624				SCA-Palomar Holdings, LLC	DE	NIA	Pomeroado Outpatient Surgical Center, Inc.	Ownership	74.810	UnitedHealth Group Incorporated	NO	
		00000	84-3367495				SCA-Panama City Holdings, LLC	DE	NIA	SC Affiliates, LLC	Ownership	100.000	UnitedHealth Group Incorporated	NO	
		00000	47-1620189				SCA-Pocono, LLC	DE	NIA	SC Affiliates, LLC	Ownership	100.000	UnitedHealth Group Incorporated	NO	
		00000	81-4139195				SCA-Portland, LLC	DE	NIA	SC Affiliates, LLC	Ownership	100.000	UnitedHealth Group Incorporated	NO	
		00000	83-4121074				SCA-Practice Partners Holdings, LLC	DE	NIA	SC Affiliates, LLC	Ownership	100.000	UnitedHealth Group Incorporated	NO	
		00000	93-1466868				SCA-Pro Holdings, LLC	DE	NIA	SC Affiliates, LLC	Ownership	100.000	UnitedHealth Group Incorporated	NO	
		00000	81-4304317				SCA-River Valley, LLC	DE	NIA	SC Affiliates, LLC	Ownership	29.410	UnitedHealth Group Incorporated	NO	2
		00000	83-2111732				SCA-Riverside Partners, LLC	DE	NIA	Riverside Medical Management, LLC	Ownership	49.000	UnitedHealth Group Incorporated	NO	
		00000	83-2111732				SCA-Riverside Partners, LLC	DE	NIA	SCA-Riverside, LLC	Ownership	51.000	UnitedHealth Group Incorporated	NO	
		00000	83-2721919				SCA-Riverside, LLC	DE	NIA	SC Affiliates, LLC	Ownership	100.000	UnitedHealth Group Incorporated	NO	
		00000	33-2039543				SCA-RWJBH TSC Holdings, LLC	DE	NIA	SC Affiliates, LLC	Ownership	100.000	UnitedHealth Group Incorporated	NO	

16.56

STATEMENT AS OF MARCH 31, 2026 OF THE UNITEDHEALTHCARE OF THE MIDLANDS, INC.

SCHEDULE Y
PART 1A - DETAILS OF INSURANCE HOLDING COMPANY SYSTEM

1	2	3	4	5	6	7	8	9	10	11	12	13	14	15	16
Group Code	Group Name	NAIC Company Code	ID Number	Federal RSSD	CIK	Name of Securities Exchange if Publicly Traded (U.S. or International)	Names of Parent, Subsidiaries Or Affiliates	Domiciliary Location	Relationship to Reporting Entity	Directly Controlled by (Name of Entity/Person)	Type of Control (Ownership, Board, Management, Attorney-in-Fact, Influence, Other)	If Control is Ownership Provide Percentage	Ultimate Controlling Entity(ies)/Person(s)	Is an SCA Filing Required? (Yes/No)	*
		00000	85-0563422				SCA-Sacred Heart Holdings, LLC	DE	NIA	SC Affiliates, LLC	Ownership	100.000	UnitedHealth Group Incorporated	NO	
		00000	81-2963561				SCA-San Diego, Inc.	DE	NIA	Surgical Health, LLC	Ownership	100.000	UnitedHealth Group Incorporated	NO	
		00000	94-3138088				SCA-San Luis Obispo, LLC	DE	NIA	SC Affiliates, LLC	Ownership	100.000	UnitedHealth Group Incorporated	NO	
		00000	47-1685878				SCA-Sand Lake, LLC	DE	NIA	Nationwide ASC Holdings, LLC	Ownership	100.000	UnitedHealth Group Incorporated	NO	
		00000	88-0185362				SCA-Santa Rosa, Inc.	NV	NIA	SC Affiliates, LLC	Ownership	100.000	UnitedHealth Group Incorporated	NO	
		00000	92-1630156				SCA-Seattle, LLC	DE	NIA	SC Affiliates, LLC	Ownership	100.000	UnitedHealth Group Incorporated	NO	
		00000	81-3300613				SCA-Somerset, LLC	DE	NIA	SCA Surgery Holdings, LLC	Ownership	100.000	UnitedHealth Group Incorporated	NO	
		00000	22-3117714				SCA-South Jersey, LLC	DE	NIA	Virtua-SCA Holdings, LLC	Ownership	100.000	UnitedHealth Group Incorporated	NO	2
		00000	47-2676325				SCA-Sparta, LLC	DE	NIA	SC Affiliates, LLC	Ownership	49.000	UnitedHealth Group Incorporated	NO	2
		00000	82-4490088				SCA-Spartanburg Holdings, LLC	DE	NIA	SC Affiliates, LLC	Ownership	100.000	UnitedHealth Group Incorporated	NO	
		00000					SCA-Specialty Arcadia Holdings, LLC	CA	NIA	SC Affiliates, LLC	Ownership	100.000	UnitedHealth Group Incorporated	NO	
		00000	88-1844951				SCA-St. Cloud Holdings, LLC	DE	NIA	SC Affiliates, LLC	Ownership	100.000	UnitedHealth Group Incorporated	NO	
		00000	84-4677051				SCA-St. Louis Holdings, LLC	DE	NIA	SC Affiliates, LLC	Ownership	100.000	UnitedHealth Group Incorporated	NO	
		00000	47-4106989				SCA-St. Louis, LLC	DE	NIA	Surgical Health, LLC	Ownership	100.000	UnitedHealth Group Incorporated	NO	
		00000	82-3270591				SCA-St. Lucie, LLC	DE	NIA	Nationwide ASC Holdings, LLC	Ownership	100.000	UnitedHealth Group Incorporated	NO	
		00000	81-4371453				SCA-Surgicare, LLC	DE	NIA	SC Affiliates, LLC	Ownership	100.000	UnitedHealth Group Incorporated	NO	
		00000	92-0687280				SCA-UTH Holdings, LLC	TX	NIA	SCA Houston Holdings, LLC	Ownership	51.000	UnitedHealth Group Incorporated	NO	
		00000	82-1987225				SCA-Verta, LLC	DE	NIA	SC Affiliates, LLC	Ownership	100.000	UnitedHealth Group Incorporated	NO	
		00000	82-2294882				SCA-Wake Forest, LLC	DE	NIA	SC Affiliates, LLC	Ownership	100.000	UnitedHealth Group Incorporated	NO	
		00000	82-1449412				SCA-Western Connecticut, LLC	DE	NIA	SC Affiliates, LLC	Ownership	67.000	UnitedHealth Group Incorporated	NO	
		00000	93-1768010				SCA-Winston-Salem, LLC	DE	NIA	SC Affiliates, LLC	Ownership	100.000	UnitedHealth Group Incorporated	NO	
		00000	82-1525777				SCA-Winter Park, Inc.	TN	NIA	SC Affiliates, LLC	Ownership	100.000	UnitedHealth Group Incorporated	NO	
		00000	82-3528300				SCA-Woodlands Holdings, LLC	DE	NIA	SC Affiliates, LLC	Ownership	100.000	UnitedHealth Group Incorporated	NO	
		00000	81-4905342				SCAI Holdings, LLC	DE	NIA	SCA HoldCo, Inc.	Ownership	100.000	UnitedHealth Group Incorporated	NO	
		00000					Scanner Centromed S.A.	CHL	NIA	Administradora Médica Centromed S.A.	Ownership	85.000	UnitedHealth Group Incorporated	NO	
		00000	85-2316290				SCLHS-SCA Holdings, LLC	DE	NIA	SCA Lutheran Holdings, LLC	Ownership	51.000	UnitedHealth Group Incorporated	NO	
		00000	27-2635371				SCP Specialty Infusion, LLC	DE	NIA	Optum Infusion Services 500, Inc.	Ownership	100.000	UnitedHealth Group Incorporated	NO	
		00000	38-3857848				Scranton Quincy Home Care Services, LLC	DE	NIA	AFAM Holding Co, LLC	Ownership	100.000	UnitedHealth Group Incorporated	NO	
		00000	81-2374842				SD IV/Co-Invs Pharm Blocker Corp.	DE	NIA	OptumRx Holdings, LLC	Ownership	100.000	UnitedHealth Group Incorporated	NO	
		00000	22-3660141				Seashore Surgical Institute, L.L.C.	NJ	NIA	Virtua-SCA Holdings, LLC	Ownership	51.000	UnitedHealth Group Incorporated	NO	2
		00000	88-2819593				Seattle Surgery Center LLC	WA	NIA	SCA-Seattle, LLC	Ownership	51.000	UnitedHealth Group Incorporated	NO	
		00000	86-0739432				Senior Benefits, L.L.C.	AZ	NIA	USHEALTH Advisors, LLC	Ownership	100.000	UnitedHealth Group Incorporated	NO	
		00000	88-1691956				Senior Care Network of Connecticut, LLC	DE	NIA	Optum Care Networks, Inc.	Ownership	51.000	UnitedHealth Group Incorporated	NO	
		00000	45-3802527				Serenity Family and Psychological Counseling Center, P.C.	CA	NIA	Physician(s) Owned	Influence	0.000	UnitedHealth Group Incorporated	NO	1
		00000	27-1533951				Serquinox Holdings LLC	DE	NIA	Optum Infusion Services 500, Inc.	Ownership	100.000	UnitedHealth Group Incorporated	NO	
		00000					Servicios de Entrenamiento en Competencias Clínicas SpA	CHL	NIA	Clínica Santa María S.p.A.	Ownership	99.000	UnitedHealth Group Incorporated	NO	
		00000					Servicios de Entrenamiento en Competencias Clínicas SpA	CHL	NIA	Sociedad de Inversiones Santa María SpA	Ownership	1.000	UnitedHealth Group Incorporated	NO	
		00000	98-1444067				Servicios de Gestión en Salud S.p.A	CHL	NIA	Saden S.A.	Ownership	0.000	UnitedHealth Group Incorporated	NO	
		00000	98-1444067				Servicios de Gestión en Salud S.p.A	CHL	NIA	Banmedica SpA	Ownership	100.000	UnitedHealth Group Incorporated	NO	
		00000					Servicios Integrados de Salud Ltda.	CHL	NIA	Clínica Santa María S.p.A.	Ownership	0.100	UnitedHealth Group Incorporated	NO	
		00000					Servicios Integrados de Salud Ltda.	CHL	NIA	Clínica Dávila y Servicios Médicos S.p.A.	Ownership	99.900	UnitedHealth Group Incorporated	NO	
		00000					Servicios Médicos Amed Quilpué S.A.	CHL	NIA	Laboratorios Médicos Amed Quilpué S.A.	Ownership	0.100	UnitedHealth Group Incorporated	NO	
		00000					Servicios Médicos Amed Quilpué S.A.	CHL	NIA	Centromed Quilpué S.A.	Ownership	99.900	UnitedHealth Group Incorporated	NO	
		00000					Servicios Médicos Bio Bio Ltda.	CHL	NIA	Saden S.A.	Ownership	1.000	UnitedHealth Group Incorporated	NO	
		00000					Servicios Médicos Bio Bio Ltda.	CHL	NIA	Clínica Bio Bio SpA	Ownership	99.000	UnitedHealth Group Incorporated	NO	
		00000					Servicios Médicos Ciudad del Mar Ltda.	CHL	NIA	Saden S.A.	Ownership	1.000	UnitedHealth Group Incorporated	NO	

STATEMENT AS OF MARCH 31, 2026 OF THE UNITEDHEALTHCARE OF THE MIDLANDS, INC.

SCHEDULE Y
PART 1A - DETAILS OF INSURANCE HOLDING COMPANY SYSTEM

1	2	3	4	5	6	7	8	9	10	11	12	13	14	15	16
Group Code	Group Name	NAIC Company Code	ID Number	Federal RSSD	CIK	Name of Securities Exchange if Publicly Traded (U.S. or International)	Names of Parent, Subsidiaries Or Affiliates	Domiciliary Location	Relationship to Reporting Entity	Directly Controlled by (Name of Entity/Person)	Type of Control (Ownership, Board, Management, Attorney-in-Fact, Influence, Other)	If Control is Ownership Provide Percentage	Ultimate Controlling Entity(ies)/Person(s)	Is an SCA Filing Required? (Yes/No)	*
		00000					Servicios Médicos Ciudad del Mar Ltda.	.CHL	NIA	Clínica Ciudad del Mar S.A.	Ownership	99.000	UnitedHealth Group Incorporated	NO	
		00000					Servicios Médicos Santa María Ltda.	.CHL	NIA	Clínica Santa María S.p.A.	Ownership	1.000	UnitedHealth Group Incorporated	NO	
		00000					Servicios Médicos Santa María Ltda.	.CHL	NIA	Sociedad de Inversiones Santa María SpA	Ownership	99.000	UnitedHealth Group Incorporated	NO	
		00000					Servicios Médicos Vespucio Ltda.	.CHL	NIA	Saden S.A.	Ownership	1.000	UnitedHealth Group Incorporated	NO	
		00000					Servicios Médicos Vespucio Ltda.	.CHL	NIA	Clínica Vespucio S.A.	Ownership	99.000	UnitedHealth Group Incorporated	NO	
		00000	87-3142148				Shark Holdings, P.C.	.CA	NIA	Physician(s) Owned	Influence	0.000	UnitedHealth Group Incorporated	NO	1
		00000	37-1745728				Sharon Home Care Services, LLC	.DE	NIA	AFAM Holding Co, LLC	Ownership	100.000	UnitedHealth Group Incorporated	NO	
		00000	58-1978974				SHC Atlanta, LLC	.DE	NIA	Surgical Health, LLC	Ownership	100.000	UnitedHealth Group Incorporated	NO	
		00000	58-2013443				SHC Austin, Inc.	.GA	NIA	Surgical Health, LLC	Ownership	100.000	UnitedHealth Group Incorporated	NO	
		00000	58-2062812				SHC Hawthorn, Inc.	.GA	NIA	Surgical Health, LLC	Ownership	100.000	UnitedHealth Group Incorporated	NO	
		00000	58-2101924				SHC Melbourne, Inc.	.GA	NIA	Surgical Health, LLC	Ownership	100.000	UnitedHealth Group Incorporated	NO	
		00000	47-5082677				Sherman Counseling Management, S.C.	.WI	NIA	Physician(s) Owned	Influence	0.000	UnitedHealth Group Incorporated	NO	1
.0707	UnitedHealth Group Incorporated	71420	94-0734860				Sierra Health and Life Insurance Company, Inc.	.NV	IA	Sierra Health Services, Inc.	Ownership	100.000	UnitedHealth Group Incorporated	NO	
		00000	88-0200415				Sierra Health Services, Inc.	.NV	NIA	UnitedHealthcare, Inc.	Ownership	100.000	UnitedHealth Group Incorporated	NO	
		00000	88-0254322				Sierra Health-Care Options, Inc.	.NV	NIA	Sierra Health Services, Inc.	Ownership	100.000	UnitedHealth Group Incorporated	NO	
		00000	88-0385705				Sierra Home Medical Products, Inc.	.NV	NIA	Sierra Health Services, Inc.	Ownership	100.000	UnitedHealth Group Incorporated	NO	
		00000	81-3200297				Silicon Valley TMS of Monterey Bay, GP	.CA	NIA	Physician(s) Owned	Influence	0.000	UnitedHealth Group Incorporated	NO	1
		00000	82-1485491				SJ East Campus ASC, LLC	.CO	NIA	Endoscopy Center Affiliates, Inc.	Ownership	1.000	UnitedHealth Group Incorporated	NO	
		00000	82-1485491				SJ East Campus ASC, LLC	.CO	NIA	SCLHS-SCA Holdings, LLC	Ownership	99.000	UnitedHealth Group Incorporated	NO	
		00000	26-2817959				SJ Home Care, LLC	.DE	NIA	AF-GH-HH, LLC	Ownership	100.000	UnitedHealth Group Incorporated	NO	
		00000	39-4593870				Slope HC, LLC	.DE	NIA	LHC Group, Inc.	Ownership	100.000	UnitedHealth Group Incorporated	NO	
		00000	20-1004228				Small Business Insurance Advisors, Inc.	.TX	NIA	USHEALTH Group, Inc.	Ownership	100.000	UnitedHealth Group Incorporated	NO	
		00000					SmartCare Palm Harbor, LLC	.FL	NIA	Nationwide SmartCare Holdings, LLC	Ownership	51.000	UnitedHealth Group Incorporated	NO	
		00000	98-1453235				Sociedad de Inversiones Santa María SpA	.CHL	NIA	Clínica Dávila y Servicios Médicos S.p.A.	Ownership	0.257	UnitedHealth Group Incorporated	NO	
		00000	98-1453235				Sociedad de Inversiones Santa María SpA	.CHL	NIA	Clínica Santa María S.p.A.	Ownership	99.743	UnitedHealth Group Incorporated	NO	
		00000	88-2931584				Solaris JV Holdings, Inc.	.DE	NIA	Optum, Inc.	Ownership	100.000	UnitedHealth Group Incorporated	NO	
		00000	46-0729622				Solstice Administration Services, Inc.	.FL	NIA	Solstice Benefits, Inc.	Ownership	100.000	UnitedHealth Group Incorporated	NO	
		00000	30-0760846				Solstice Administrators of Alabama, Inc.	.AL	NIA	Solstice Administration Services, Inc.	Ownership	100.000	UnitedHealth Group Incorporated	NO	
		00000	32-0392448				Solstice Administrators of Missouri, Inc.	.MO	NIA	Solstice Administration Services, Inc.	Ownership	100.000	UnitedHealth Group Incorporated	NO	
		00000	26-4839323				Solstice Administrators, Inc.	.CA	NIA	Solstice Administration Services, Inc.	Ownership	100.000	UnitedHealth Group Incorporated	NO	
		00000	20-4815388				Solstice Benefit Services, Inc.	.FL	NIA	Specialty Benefits, LLC	Ownership	100.000	UnitedHealth Group Incorporated	NO	
.0707	UnitedHealth Group Incorporated	12341	14-1917982				Solstice Benefits, Inc.	.FL	IA	Specialty Benefits, LLC	Ownership	100.000	UnitedHealth Group Incorporated	NO	
.0707	UnitedHealth Group Incorporated	13971	27-1395245				Solstice Health Insurance Company	.NY	IA	Specialty Benefits, LLC	Ownership	100.000	UnitedHealth Group Incorporated	NO	
.0707	UnitedHealth Group Incorporated	16610	30-1200533				Solstice Healthplans of Arizona, Inc.	.AZ	IA	Solstice Administration Services, Inc.	Ownership	100.000	UnitedHealth Group Incorporated	NO	
.0707	UnitedHealth Group Incorporated	17141	35-2709791				Solstice Healthplans of Colorado, Inc.	.CO	IA	Solstice Administration Services, Inc.	Ownership	100.000	UnitedHealth Group Incorporated	NO	
.0707	UnitedHealth Group Incorporated	16878	30-1190514				Solstice Healthplans of Ohio, Inc.	.OH	IA	Solstice Administration Services, Inc.	Ownership	100.000	UnitedHealth Group Incorporated	NO	
.0707	UnitedHealth Group Incorporated	16892	36-4935990				Solstice Healthplans of Texas, Inc.	.TX	IA	Solstice Administration Services, Inc.	Ownership	100.000	UnitedHealth Group Incorporated	NO	
		00000	46-3786700				Solstice Healthplans, Inc.	.FL	IA	Solstice Benefits, Inc.	Ownership	100.000	UnitedHealth Group Incorporated	NO	
.0707	UnitedHealth Group Incorporated	16790	26-2699505				Solstice of Illinois, Inc.	.IL	IA	Solstice Administration Services, Inc.	Ownership	100.000	UnitedHealth Group Incorporated	NO	
		00000	26-1891960				Solstice of New York, Inc.	.NY	NIA	Solstice Administration Services, Inc.	Ownership	100.000	UnitedHealth Group Incorporated	NO	
		00000					Soluciones en Salud SpA	.CHL	NIA	Servicios de Gestión en Salud S.p.A	Ownership	100.000	UnitedHealth Group Incorporated	NO	
		00000	41-1593424				Solutran, LLC	.DE	NIA	Optum Financial, Inc.	Ownership	100.000	UnitedHealth Group Incorporated	NO	
		00000	20-8433398				Somerset Outpatient Surgery, L.L.C.	.NJ	NIA	SCA-Somerset, LLC	Ownership	54.894	UnitedHealth Group Incorporated	NO	
		00000	93-2806600				SOSCCA Holdings, LLC	.DE	NIA	SCA-Boynton Beach, LLC	Ownership	78.431	UnitedHealth Group Incorporated	NO	
		00000	75-2723958				South Arlington Surgical Providers, LLC	.TX	NIA	Surgical Care Affiliates, LLC	Influence	0.000	UnitedHealth Group Incorporated	NO	
		00000	11-3685842				South Broward Endoscopy, L.L.C.	.FL	NIA	SBE Holdings, LLC	Ownership	55.232	UnitedHealth Group Incorporated	NO	2
		00000	20-3841393				South Carolina Health Care Group, LLC	.SC	NIA	LHC Group, Inc.	Ownership	100.000	UnitedHealth Group Incorporated	NO	

16.58

STATEMENT AS OF MARCH 31, 2026 OF THE UNITEDHEALTHCARE OF THE MIDLANDS, INC.

SCHEDULE Y
PART 1A - DETAILS OF INSURANCE HOLDING COMPANY SYSTEM

1	2	3	4	5	6	7	8	9	10	11	12	13	14	15	16
Group Code	Group Name	NAIC Company Code	ID Number	Federal RSSD	CIK	Name of Securities Exchange if Publicly Traded (U.S. or International)	Names of Parent, Subsidiaries Or Affiliates	Domiciliary Location	Relationship to Reporting Entity	Directly Controlled by (Name of Entity/Person)	Type of Control (Ownership, Board, Management, Attorney-in-Fact, Influence, Other)	If Control is Ownership Provide Percentage	Ultimate Controlling Entity(ies)/Person(s)	Is an SCA Filing Required? (Yes/No)	*
		00000	32-0552614				South Carolina In-Home Healthcare Partnership-I, LLC	..SC.....	..NIA.....	South Carolina Health Care Group, LLC	Ownership.....	100.000	UnitedHealth Group Incorporated	..NO.....	
		00000	84-2265813				South Carolina In-Home Healthcare Partnership-II, LLC	..SC.....	..NIA.....	South Carolina Health Care Group, LLC	Ownership.....	100.000	UnitedHealth Group Incorporated	..NO.....	
		00000	84-2265894				South Carolina In-Home Healthcare Partnership-III, LLC	..SC.....	..NIA.....	South Carolina Health Care Group, LLC	Ownership.....	100.000	UnitedHealth Group Incorporated	..NO.....	
		00000	82-4146393				South Carolina In-Home Partner-I, LLC	..SC.....	..NIA.....	South Carolina In-Home Healthcare Partnership-I, LLC	Ownership.....	100.000	UnitedHealth Group Incorporated	..NO.....	
		00000					South Carolina In-Home Partner-II, LLC	..SC.....	..NIA.....	South Carolina In-Home Healthcare Partnership-II, LLC	Ownership.....	100.000	UnitedHealth Group Incorporated	..NO.....	
		00000					South Carolina In-Home Partner-III, LLC	..SC.....	..NIA.....	South Carolina In-Home Healthcare Partnership-III, LLC	Ownership.....	100.000	UnitedHealth Group Incorporated	..NO.....	
		00000	86-1186020				South Florida Joint Replacement Center, LLC	..FL.....	..NIA.....	Nationwide SFLJRC Holdings, LLC	Ownership.....	51.000	UnitedHealth Group Incorporated	..NO.....	2
		00000	87-3866557				South Florida Joint Replacement Stay Suites, LLC	..FL.....	..NIA.....	South Florida Joint Replacement Center, LLC	Ownership.....	100.000	UnitedHealth Group Incorporated	..NO.....	2
		00000	64-0736426				South Mississippi Home Health, Inc.	..MS.....	..NIA.....	Mississippi Health Care Group, LLC	Ownership.....	100.000	UnitedHealth Group Incorporated	..NO.....	
		00000	64-0736425				South Mississippi Home Health, Inc. - Region I	..MS.....	..NIA.....	Mississippi Health Care Group, LLC	Ownership.....	100.000	UnitedHealth Group Incorporated	..NO.....	
		00000	64-0736424				South Mississippi Home Health, Inc. - Region II	..MS.....	..NIA.....	South Mississippi Home Health, Inc.	Ownership.....	100.000	UnitedHealth Group Incorporated	..NO.....	
		00000	64-0935599				South Mississippi Home Health, Inc. - Region III	..MS.....	..NIA.....	South Mississippi Home Health, Inc.	Ownership.....	100.000	UnitedHealth Group Incorporated	..NO.....	
		00000	26-3696767				Southeast Alabama HomeCare, LLC	..AL.....	..NIA.....	Alabama Health Care Group, LLC	Ownership.....	67.000	UnitedHealth Group Incorporated	..NO.....	
		00000	26-4020490				Southeast Louisiana HomeCare, L.L.C.	..LA.....	..NIA.....	Louisiana Health Care Group, L.L.C.	Ownership.....	75.000	UnitedHealth Group Incorporated	..NO.....	
		00000	93-1218913				Southern California Physicians Managed Care Services, LLC	..CA.....	..NIA.....	Collaborative Care Holdings, LLC	Ownership.....	100.000	UnitedHealth Group Incorporated	..NO.....	
		00000	88-0998884				Southern Georgia Partnership, LLC	..GA.....	..NIA.....	Georgia Health Care Group, L.L.C.	Ownership.....	75.000	UnitedHealth Group Incorporated	..NO.....	
		00000	26-0274543				Southwest Arkansas HomeCare, LLC	..AR.....	..NIA.....	Arkansas Health Care Group, LLC	Ownership.....	67.000	UnitedHealth Group Incorporated	..NO.....	
		00000	86-0516447				Southwest Internal Medicine Group, Roberto Ruiz, M.D., PLLC	..AZ.....	..NIA.....	Physician United PLLC	Ownership.....	100.000	UnitedHealth Group Incorporated	..NO.....	1
		00000	88-0201420				Southwest Medical Associates, Inc.	..NV.....	..NIA.....	Sierra Health Services, Inc.	Ownership.....	100.000	UnitedHealth Group Incorporated	..NO.....	
		00000	38-2609888				Southwest Michigan Health Network Inc.	..MI.....	..NIA.....	UnitedHealthcare, Inc.	Ownership.....	100.000	UnitedHealth Group Incorporated	..NO.....	
		00000	26-1496237				Southwest Missouri HomeCare, LLC	..MO.....	..NIA.....	Missouri Health Care Group, LLC	Ownership.....	100.000	UnitedHealth Group Incorporated	..NO.....	
		00000	61-1846018				Southwest Post-Acute Care Partnership, LLC	..TX.....	..NIA.....	LHCG Partner II, LLC	Ownership.....	60.000	UnitedHealth Group Incorporated	..NO.....	
		00000	36-4369359				Southwest Surgery Center, LLC	..IL.....	..NIA.....	SC Affiliates, LLC	Ownership.....	10.310	UnitedHealth Group Incorporated	..NO.....	
		00000	36-4369359				Southwest Surgery Center, LLC	..IL.....	..NIA.....	SCA-Mokena, LLC	Ownership.....	52.998	UnitedHealth Group Incorporated	..NO.....	
		00000	41-2013700				Southwest Surgical Center, LLC	..MN.....	..NIA.....	WestHealth JV Holdings, LLC	Ownership.....	51.000	UnitedHealth Group Incorporated	..NO.....	
		00000	81-1951632				SP GE VIII-B Pharm Blocker Corp.	..DE.....	..NIA.....	OptumRx Holdings, LLC	Ownership.....	100.000	UnitedHealth Group Incorporated	..NO.....	
		00000	75-2516426				Space Coast Surgical Center, LLC	..FL.....	..NIA.....	Brevard County ASC Merritt Island Holdings, LLC	Ownership.....	55.350	UnitedHealth Group Incorporated	..NO.....	
		00000	57-0953005				Spartanburg Surgery Center, LLC	..SC.....	..NIA.....	SCA-Spartanburg Holdings, LLC	Ownership.....	34.000	UnitedHealth Group Incorporated	..NO.....	2
		00000	55-0790742				Specialists in Urology Surgery Center, LLC	..FL.....	..NIA.....	SCA Specialists of Florida, LLC	Ownership.....	100.000	UnitedHealth Group Incorporated	..NO.....	
		00000	82-4054995				Specialized Outpatient Surgery Center for Children and Adults, LLC	..FL.....	..NIA.....	SOSCCA Holdings, LLC	Ownership.....	51.000	UnitedHealth Group Incorporated	..NO.....	
		00000	25-1868213				Specialized Pharmaceuticals, Inc.	..PA.....	..NIA.....	QoL Acquisition Holdings Corp.	Ownership.....	100.000	UnitedHealth Group Incorporated	..NO.....	
		00000	41-1921983				Specialty Benefits, LLC	..DE.....	..NIA.....	United HealthCare Services, Inc.	Ownership.....	100.000	UnitedHealth Group Incorporated	..NO.....	
		00000	20-1494993				Specialty Billing Solutions, LLC	..CO.....	..NIA.....	Pinnacle III, LLC	Ownership.....	100.000	UnitedHealth Group Incorporated	..NO.....	
		00000	81-4538270				Specialty Pharmacy Blocker, LLC	..DE.....	..NIA.....	PPS Holdings, Inc.	Ownership.....	100.000	UnitedHealth Group Incorporated	..NO.....	
		00000	20-3412545				Specialty Surgical Center, LLC	..NJ.....	..NIA.....	SCA-Sparta, LLC	Ownership.....	51.090	UnitedHealth Group Incorporated	..NO.....	
		00000	71-0886811				Spectera of New York, IPA, Inc.	..NY.....	..NIA.....	Spectera, Inc.	Ownership.....	100.000	UnitedHealth Group Incorporated	..NO.....	
		00000	52-1260282				Spectera, Inc.	..MD.....	..NIA.....	Specialty Benefits, LLC	Ownership.....	100.000	UnitedHealth Group Incorporated	..NO.....	

16.59

STATEMENT AS OF MARCH 31, 2026 OF THE UNITEDHEALTHCARE OF THE MIDLANDS, INC.

SCHEDULE Y
PART 1A - DETAILS OF INSURANCE HOLDING COMPANY SYSTEM

1	2	3	4	5	6	7	8	9	10	11	12	13	14	15	16
Group Code	Group Name	NAIC Company Code	ID Number	Federal RSSD	CIK	Name of Securities Exchange if Publicly Traded (U.S. or International)	Names of Parent, Subsidiaries Or Affiliates	Domi-ciliary Location	Relation-ship to Reporting Entity	Directly Controlled by (Name of Entity/Person)	Type of Control (Ownership, Board, Management, Attorney-in-Fact, Influence, Other)	If Control is Ownership Provide Percentage	Ultimate Controlling Entity(ies)/Person(s)	Is an SCA Filing Re-quired? (Yes/No)	*
		00000	27-3788721				Spokane Home Care Services, LLC	DE	NIA	AFAM Holding Co, LLC	Ownership	100.000	UnitedHealth Group Incorporated	NO	
		00000	82-3087236				Spring Behavioral Health of New Jersey, LLC	NJ	NIA	Physician(s) Owned	Influence	0.000	UnitedHealth Group Incorporated	NO	1
		00000	26-3389049				Springdale Home Care Services, LLC	DE	NIA	AFAM Holding Co V, LLC	Ownership	100.000	UnitedHealth Group Incorporated	NO	
		00000	23-2833266				Springfield Psychological, P.C.	PA	NIA	Physician(s) Owned	Influence	0.000	UnitedHealth Group Incorporated	NO	1
		00000	62-1770924				SRPS, LLC	DE	NIA	PMI Acquisition, LLC	Ownership	100.000	UnitedHealth Group Incorporated	NO	
		00000	88-1908543				St. Cloud MSO, LLC	DE	NIA	SCA-St. Cloud Holdings, LLC	Ownership	100.000	UnitedHealth Group Incorporated	NO	
		00000	75-2201400				St. Cloud Outpatient Surgery, Ltd., a Minnesota Limited Partnership	MN	NIA	St. Cloud Surgical Center, LLC	Ownership	17.860	UnitedHealth Group Incorporated	NO	2
		00000	41-1348916				St. Cloud Surgical Center, LLC	DE	NIA	Surgery Center Holding, LLC	Ownership	100.000	UnitedHealth Group Incorporated	NO	
		00000	71-0918190				St. James HomeCare, L.L.C.	LA	NIA	Louisiana Health Care Group, L.L.C.	Ownership	100.000	UnitedHealth Group Incorporated	NO	
		00000	26-0730248				St. Mary's Medical Center Home Health Services, LLC	WV	NIA	West Virginia Health Care Group, LLC	Ownership	67.000	UnitedHealth Group Incorporated	NO	
		00000	95-4729595				St. Vincent IPA Medical, P.C.	CA	NIA	MH Physician Three Holdco, a Medical Corporation	Ownership	99.999	UnitedHealth Group Incorporated	NO	1
		00000	85-2023852				Stonagate JV Partners, LLC	TX	NIA	SCA Stonagate Holdings, LLC	Ownership	39.216	UnitedHealth Group Incorporated	NO	2
		00000	20-1211544				Stonagate Surgery Center, L.P.	TX	NIA	SCA Stonagate Holdings, LLC	Ownership	2.825	UnitedHealth Group Incorporated	NO	
		00000	20-1211544				Stonagate Surgery Center, L.P.	TX	NIA	Stonagate JV Partners, LLC	Ownership	58.170	UnitedHealth Group Incorporated	NO	
		00000	47-4990107				Summer Street ASC, LLC	CT	NIA	SC Affiliates, LLC	Ownership	3.198	UnitedHealth Group Incorporated	NO	2
		00000	47-4990107				Summer Street ASC, LLC	CT	NIA	SCA Specialty Holdings of Connecticut, LLC	Ownership	53.291	UnitedHealth Group Incorporated	NO	2
		00000	88-4233584				Summit Cardiovascular Group, LLC	DE	NIA	OptumCare Specialty Practices Investments, LLC	Ownership	100.000	UnitedHealth Group Incorporated	NO	
		00000	33-3231503				Summit Rheumatology and Arthritis - Colorado, PLLC	CO	NIA	Physician(s) Owned	Influence	0.000	UnitedHealth Group Incorporated	NO	1
		00000					Suncoast Healthcare Partnership, LLC	FL	NIA	LHC Health Care Group of Florida, LLC	Ownership	100.000	UnitedHealth Group Incorporated	NO	
		00000					Suncoast Partner-1, LLC	FL	NIA	Suncoast Healthcare Partnership, LLC	Ownership	100.000	UnitedHealth Group Incorporated	NO	
		00000					Suncoast Partner-II, LLC	FL	NIA	Suncoast Healthcare Partnership, LLC	Ownership	100.000	UnitedHealth Group Incorporated	NO	
		00000					Suncoast Partner-III, LLC	FL	NIA	Suncoast Healthcare Partnership, LLC	Ownership	100.000	UnitedHealth Group Incorporated	NO	
		00000					Suncoast Partnership-I, LLC	FL	NIA	Suncoast Healthcare Partnership, LLC	Ownership	100.000	UnitedHealth Group Incorporated	NO	
		00000					Suncoast Partnership-II, LLC	FL	NIA	Suncoast Healthcare Partnership, LLC	Ownership	100.000	UnitedHealth Group Incorporated	NO	
		00000					Suncoast Partnership-III, LLC	FL	NIA	Suncoast Healthcare Partnership, LLC	Ownership	100.000	UnitedHealth Group Incorporated	NO	
		00000	26-3549012				SunCrest Companion Services, LLC	TN	NIA	SunCrest Healthcare, Inc.	Ownership	100.000	UnitedHealth Group Incorporated	NO	
		00000	71-1017674				SunCrest Healthcare of Middle TN, LLC	TN	NIA	SunCrest Healthcare, Inc.	Ownership	100.000	UnitedHealth Group Incorporated	NO	
		00000	37-1550880				SunCrest Healthcare of West Tennessee, LLC	TN	NIA	SunCrest Healthcare, Inc.	Ownership	100.000	UnitedHealth Group Incorporated	NO	
		00000	20-3701127				SunCrest Healthcare, Inc.	GA	NIA	OMNI Home Health Holdings, Inc.	Ownership	100.000	UnitedHealth Group Incorporated	NO	
		00000	27-0678903				SunCrest Home Health of MO, Inc.	MO	NIA	SunCrest Healthcare, Inc.	Ownership	100.000	UnitedHealth Group Incorporated	NO	
		00000	27-2258905				SunCrest Home Health of Nashville, Inc.	TN	NIA	SunCrest Healthcare, Inc.	Ownership	100.000	UnitedHealth Group Incorporated	NO	
		00000	27-3742788				SunCrest Home Health of Tampa, LLC	FL	NIA	SunCrest Healthcare, Inc.	Ownership	100.000	UnitedHealth Group Incorporated	NO	
		00000	27-3742739				SunCrest LBL Holdings, Inc.	TN	NIA	SunCrest Healthcare, Inc.	Ownership	100.000	UnitedHealth Group Incorporated	NO	
		00000	27-0311512				SunCrest Outpatient Rehab Services of TN, LLC	TN	NIA	SunCrest Healthcare, Inc.	Ownership	100.000	UnitedHealth Group Incorporated	NO	
		00000	27-4199760				SunCrest Telehealth Services, Inc.	TN	NIA	SunCrest Healthcare, Inc.	Ownership	100.000	UnitedHealth Group Incorporated	NO	
		00000	87-0625250				Sundance Behavioral Resources, LLC	UT	NIA	Refresh Mental Health, Inc.	Ownership	100.000	UnitedHealth Group Incorporated	NO	
		00000	06-1082848				SunSurgery, LLC	DE	NIA	Surgical Care Affiliates, LLC	Ownership	100.000	UnitedHealth Group Incorporated	NO	
		00000	82-5164277				Surgery Center at Cherry Creek, LLC	CO	NIA	SCA-Denver Physicians Holdings, LLC	Ownership	100.000	UnitedHealth Group Incorporated	NO	
		00000	85-4085559				Surgery Center at Grove Creek, LLC	UT	NIA	SCA Grove Creek Holdings, LLC	Ownership	54.476	UnitedHealth Group Incorporated	NO	
		00000	81-3129674				Surgery Center at St. Vincent, LLC	OR	NIA	Providence & SCA On-Campus Holdings, LLC	Ownership	51.776	UnitedHealth Group Incorporated	NO	2
		00000	62-1739361				Surgery Center Holding, LLC	DE	NIA	Surgical Care Affiliates, LLC	Ownership	100.000	UnitedHealth Group Incorporated	NO	
		00000	62-1509341				Surgery Center of Boca Raton, LLC	FL	NIA	Nationwide ASC Holdings, LLC	Ownership	100.000	UnitedHealth Group Incorporated	NO	
		00000	63-1214140				Surgery Center of Colorado Springs, LLC	DE	NIA	SC Affiliates, LLC	Ownership	100.000	UnitedHealth Group Incorporated	NO	

16.60

STATEMENT AS OF MARCH 31, 2026 OF THE UNITEDHEALTHCARE OF THE MIDLANDS, INC.

SCHEDULE Y
PART 1A - DETAILS OF INSURANCE HOLDING COMPANY SYSTEM

1	2	3	4	5	6	7	8	9	10	11	12	13	14	15	16
Group Code	Group Name	NAIC Company Code	ID Number	Federal RSSD	CIK	Name of Securities Exchange if Publicly Traded (U.S. or International)	Names of Parent, Subsidiaries Or Affiliates	Domiciliary Location	Relationship to Reporting Entity	Directly Controlled by (Name of Entity/Person)	Type of Control (Ownership, Board, Management, Attorney-in-Fact, Influence, Other)	If Control is Ownership Provide Percentage	Ultimate Controlling Entity(ies)/Person(s)	Is an SCA Filing Required? (Yes/No)	*
		00000	42-1166764				Surgery Center of Des Moines, LLC	DE	NIA	Surgery Center Holding, LLC	Ownership	100.000	UnitedHealth Group Incorporated	NO	
		00000	72-1349752				Surgery Center of Easton, LLC	DE	NIA	SC Affiliates, LLC	Ownership	100.000	UnitedHealth Group Incorporated	NO	
		00000	63-1212213				Surgery Center of Ellicott City, Inc.	DE	NIA	SC Affiliates, LLC	Ownership	100.000	UnitedHealth Group Incorporated	NO	
		00000	20-1733152				Surgery Center of Fairfield County, LLC	DE	NIA	SCA-Connecticut Partners, LLC	Ownership	57.104	UnitedHealth Group Incorporated	NO	2
		00000	20-1733152				Surgery Center of Fairfield County, LLC	DE	NIA	SunSurgery, LLC	Ownership	8.842	UnitedHealth Group Incorporated	NO	2
		00000	92-3634096				Surgery Center of Highlands Ranch, LLC	CO	NIA	UHealth HRH-SCA Holdings, LLC	Ownership	80.000	UnitedHealth Group Incorporated	NO	
		00000	62-1179539				Surgery Center of Lexington, LLC	DE	NIA	SC Affiliates, LLC	Ownership	49.000	UnitedHealth Group Incorporated	NO	2
		00000	62-1179537				Surgery Center of Louisville, LLC	DE	NIA	SC Affiliates, LLC	Ownership	100.000	UnitedHealth Group Incorporated	NO	
		00000	63-1231944				Surgery Center of Maui, LLC	DE	NIA	SC Affiliates, LLC	Ownership	100.000	UnitedHealth Group Incorporated	NO	
		00000	83-2600045				Surgery Center of Mt. Scott, LLC	OR	NIA	Providence & SCA Off-Campus Holdings, LLC	Ownership	51.571	UnitedHealth Group Incorporated	NO	2
		00000	68-0561185				Surgery Center of Pinehurst, L.L.C.	NC	NIA	SCA Pinehurst Holdings, LLC	Ownership	10.000	UnitedHealth Group Incorporated	NO	2
		00000	63-1212214				Surgery Center of Southern Pines, LLC	DE	NIA	Surgery Center Holding, LLC	Ownership	100.000	UnitedHealth Group Incorporated	NO	
		00000	82-3448050				Surgery Center of The Woodlands, LLC	TX	NIA	SCA-Woodlands Holdings, LLC	Ownership	54.790	UnitedHealth Group Incorporated	NO	
		00000	36-3562598				Surgery Centers of Des Moines, Ltd. an Iowa Limited Partnership	IA	NIA	Surgery Center of Des Moines, LLC	Ownership	59.600	UnitedHealth Group Incorporated	NO	
		00000	68-0282268				Surgery Centers-West Holdings, LLC	DE	NIA	Surgical Care Affiliates, LLC	Ownership	100.000	UnitedHealth Group Incorporated	NO	
		00000	20-8922307				Surgical Care Affiliates, LLC	DE	NIA	SCA1 Holdings, LLC	Ownership	100.000	UnitedHealth Group Incorporated	NO	
		00000	75-1925497				Surgical Caregivers of Fort Worth, LLC	TX	NIA	Surgical Care Affiliates, LLC	Influence	0.000	UnitedHealth Group Incorporated	NO	
		00000	41-4017782				Surgical Center of Greensboro Holdings, LLC	NC	NIA	NSC Greensboro, LLC	Ownership	35.308	UnitedHealth Group Incorporated	NO	2
		00000	63-1251243				Surgical Center of Greensboro, LLC	NC	NIA	NSC Greensboro, LLC	Ownership	35.308	UnitedHealth Group Incorporated	NO	2
		00000	22-2709324				Surgical Center of South Jersey, Limited Partnership	NJ	NIA	SCA-South Jersey, LLC	Ownership	60.837	UnitedHealth Group Incorporated	NO	2
		00000	63-1138507				Surgical Center of Tuscaloosa Holdings, LLC	AL	NIA	Surgical Care Affiliates, LLC	Ownership	100.000	UnitedHealth Group Incorporated	NO	
		00000	88-2585662				Surgical Center of TVH, LLC	ID	NIA	Treasure Valley Hospital Limited Partnership	Ownership	100.000	UnitedHealth Group Incorporated	NO	
		00000	65-1321064				Surgical Eye Experts, LLC	MA	NIA	Reliant Medical Group, Inc.	Ownership	100.000	UnitedHealth Group Incorporated	NO	1
		00000	58-1941168				Surgical Health, LLC	DE	NIA	Surgical Care Affiliates, LLC	Ownership	100.000	UnitedHealth Group Incorporated	NO	
		00000	22-2529259				Surgicare of Central Jersey, LLC	NJ	NIA	Virtua-SCA Holdings, LLC	Ownership	55.000	UnitedHealth Group Incorporated	NO	2
		00000	64-0629000				Surgicare of Jackson, LLC	DE	NIA	Surgery Center Holding, LLC	Ownership	100.000	UnitedHealth Group Incorporated	NO	
		00000	75-2162993				Surgicare of Jackson, Ltd., a Mississippi Limited Partnership	MS	NIA	Surgicare of Jackson, LLC	Ownership	30.500	UnitedHealth Group Incorporated	NO	2
		00000	75-2287141				Surgicare of Joliet, Inc.	IL	NIA	Surgery Center Holding, LLC	Ownership	100.000	UnitedHealth Group Incorporated	NO	
		00000	75-2501191				Surgicare of La Veta, Inc.	CA	NIA	Surgery Centers-West Holdings, LLC	Ownership	100.000	UnitedHealth Group Incorporated	NO	
		00000	75-2507129				Surgicare of La Veta, Ltd., a California Limited Partnership	CA	NIA	Monarch HealthCare, A Medical Group, Inc.	Ownership	5.999	UnitedHealth Group Incorporated	NO	2
		00000	75-2507129				Surgicare of La Veta, Ltd., a California Limited Partnership	CA	NIA	Beach Surgical Holdings III, LLC	Ownership	53.469	UnitedHealth Group Incorporated	NO	2
		00000	41-1437636				Surgicare of Minneapolis, LLC	DE	NIA	Surgery Center Holding, LLC	Ownership	100.000	UnitedHealth Group Incorporated	NO	
		00000	41-1624905				Surgicare of Minneapolis, Ltd., a Minnesota Limited Partnership	MN	NIA	Surgicare of Minneapolis, LLC	Ownership	22.822	UnitedHealth Group Incorporated	NO	2
		00000	75-2459713				Surgicare of Mobile, LLC	DE	NIA	Surgery Center Holding, LLC	Ownership	100.000	UnitedHealth Group Incorporated	NO	
		00000	75-2459715				Surgicare of Mobile, Ltd.	AL	NIA	Surgicare of Mobile, LLC	Ownership	20.000	UnitedHealth Group Incorporated	NO	2
		00000	75-2448926				Surgicare of Oceanside, Inc.	CA	NIA	Surgery Center Holding, LLC	Ownership	100.000	UnitedHealth Group Incorporated	NO	
		00000	75-2184730				Surgicare of Owensboro, LLC	DE	NIA	Surgery Center Holding, LLC	Ownership	100.000	UnitedHealth Group Incorporated	NO	
		00000	75-2200171				Surgicare of Salem, LLC	DE	NIA	Surgery Center Holding, LLC	Ownership	100.000	UnitedHealth Group Incorporated	NO	
		00000	95-3329855				Surgicenters of Southern California, Inc.	CA	NIA	Surgery Center Holding, LLC	Ownership	100.000	UnitedHealth Group Incorporated	NO	
		00000	86-1047772				Surprise Health Center, PLLC	AZ	NIA	Physician United PLLC	Ownership	100.000	UnitedHealth Group Incorporated	NO	1
		00000	20-5176158				Susan Albright P.L.C.	AZ	NIA	Physician United PLLC	Ownership	100.000	UnitedHealth Group Incorporated	NO	1
		00000	92-0746093				SVHS-SCA Emerald Coast JV, LLC	FL	NIA	SCA-Fort Walton, Inc.	Ownership	49.000	UnitedHealth Group Incorporated	NO	2

16.61

STATEMENT AS OF MARCH 31, 2026 OF THE UNITEDHEALTHCARE OF THE MIDLANDS, INC.

SCHEDULE Y
PART 1A - DETAILS OF INSURANCE HOLDING COMPANY SYSTEM

1	2	3	4	5	6	7	8	9	10	11	12	13	14	15	16
Group Code	Group Name	NAIC Company Code	ID Number	Federal RSSD	CIK	Name of Securities Exchange if Publicly Traded (U.S. or International)	Names of Parent, Subsidiaries Or Affiliates	Domi-ciliary Location	Relation-ship to Reporting Entity	Directly Controlled by (Name of Entity/Person)	Type of Control (Ownership, Board, Management, Attorney-in-Fact, Influence, Other)	If Control is Ownership Provide Percentage	Ultimate Controlling Entity(ies)/Person(s)	Is an SCA Filing Re-quired? (Yes/No)	*
		00000	85-0571986				SVHS-SCA Florida JV, LLC	DE	NIA	SCA-Sacred Heart Holdings, LLC	Ownership	49.000	UnitedHealth Group Incorporated	NO	2
		00000	93-1172065				Talbert Medical Group, P.C.	CA	NIA	HealthCare Partners Affiliates Medical Group	Ownership	100.000	UnitedHealth Group Incorporated	NO	1
		00000	33-2426307				Tampa Bay Surgery Center Midtown, LLC	FL	NIA	SC Affiliates, LLC	Ownership	100.000	UnitedHealth Group Incorporated	NO	
		00000	82-2688550				Taylor Hospice Holdings, LLC	PA	NIA	Pennsylvania Hospice Holdings, LLC	Ownership	100.000	UnitedHealth Group Incorporated	NO	
		00000					Tecnología de Información en Salud SpA	CHL	NIA	Clínica Santa María S.p.A.	Ownership	50.000	UnitedHealth Group Incorporated	NO	
		00000					Tecnología de Información en Salud SpA	CHL	NIA	Clínica Dávila y Servicios Médicos S.p.A.	Ownership	50.000	UnitedHealth Group Incorporated	NO	
		00000	20-1032031				Tender Loving Care Health Care Services International, LLC	DE	NIA	TLC Health Care Services, L.L.C.	Ownership	100.000	UnitedHealth Group Incorporated	NO	
		00000	20-1522536				Tender Loving Care Health Care Services Of Erie Niagara, LLC	NY	NIA	TLC Health Care Services, L.L.C.	Ownership	100.000	UnitedHealth Group Incorporated	NO	
		00000	20-1032823				Tender Loving Care Health Care Services Of Georgia, LLC	DE	NIA	TLC Health Care Services, L.L.C.	Ownership	100.000	UnitedHealth Group Incorporated	NO	
		00000	20-1519257				Tender Loving Care Health Care Services Of Nassau Suffolk, LLC	NY	NIA	TLC Health Care Services, L.L.C.	Ownership	100.000	UnitedHealth Group Incorporated	NO	
		00000	20-1033012				Tender Loving Care Health Care Services Of New England, LLC	DE	NIA	TLC Health Care Services, L.L.C.	Ownership	100.000	UnitedHealth Group Incorporated	NO	
		00000	73-1709953				Tender Loving Care Health Care Services Western, LLC	DE	NIA	TLC Health Care Services, L.L.C.	Ownership	100.000	UnitedHealth Group Incorporated	NO	
		00000	20-3427231				Tennessee Health Care Group, LLC	TN	NIA	LHC Group, Inc.	Ownership	100.000	UnitedHealth Group Incorporated	NO	
		00000	36-4855333				Tennessee In-Home Healthcare Partnership-I, LLC	TN	NIA	In-Home Healthcare Partnership, LLC	Ownership	100.000	UnitedHealth Group Incorporated	NO	
		00000	37-1843674				Tennessee In-Home Healthcare Partnership-II, LLC	TN	NIA	In-Home Healthcare Partnership, LLC	Ownership	100.000	UnitedHealth Group Incorporated	NO	
		00000	61-1863937				Tennessee In-Home Healthcare Partnership-III, LLC	TN	NIA	In-Home Healthcare Partnership, LLC	Ownership	100.000	UnitedHealth Group Incorporated	NO	
		00000	85-1878206				Tennessee In-Home Healthcare Partnership-IV, LLC	TN	NIA	In-Home Healthcare Partnership, LLC	Ownership	100.000	UnitedHealth Group Incorporated	NO	
		00000	81-4903487				Tennessee In-Home Partner-I, LLC	TN	NIA	Tennessee In-Home Healthcare Partnership-I, LLC	Ownership	100.000	UnitedHealth Group Incorporated	NO	
		00000	81-4736011				Tennessee In-Home Partner-II, LLC	TN	NIA	Tennessee In-Home Healthcare Partnership-II, LLC	Ownership	100.000	UnitedHealth Group Incorporated	NO	
		00000	82-3982817				Tennessee In-Home Partner-III, LLC	TN	NIA	Tennessee In-Home Healthcare Partnership-III, LLC	Ownership	100.000	UnitedHealth Group Incorporated	NO	
		00000	85-1877933				Tennessee In-Home Partner-IV, LLC	TN	NIA	Tennessee In-Home Healthcare Partnership-IV, LLC	Ownership	100.000	UnitedHealth Group Incorporated	NO	
		00000	83-2129924				Tennessee Physical Therapy Services of Kingsport, LLC	TN	NIA	Tennessee Health Care Group, LLC	Ownership	100.000	UnitedHealth Group Incorporated	NO	
		00000	83-2743288				Tennessee Physical Therapy Services of Knoxville, LLC	TN	NIA	Tennessee Health Care Group, LLC	Ownership	100.000	UnitedHealth Group Incorporated	NO	
		00000	87-2087086				Tennessee Physical Therapy Services of Memphis, LLC	TN	NIA	Tennessee Health Care Group, LLC	Ownership	100.000	UnitedHealth Group Incorporated	NO	
		00000	86-2321464				Tennessee Physical Therapy Services of Mt. Juliet, LLC	TN	NIA	Tennessee Health Care Group, LLC	Ownership	100.000	UnitedHealth Group Incorporated	NO	
		00000	02-0732711				Texas Health Care Group Holdings, LLC	LA	NIA	LHC Group, Inc.	Ownership	100.000	UnitedHealth Group Incorporated	NO	
		00000	41-2076211				Texas Health Care Group of Texarkana, L.L.C.	TX	NIA	Southwest Post-Acute Care Partnership, LLC	Ownership	100.000	UnitedHealth Group Incorporated	NO	
		00000	27-0075424				Texas Health Care Group of The Golden Triangle, LLC	TX	NIA	Texas Health Care Group, L.L.C.	Ownership	81.250	UnitedHealth Group Incorporated	NO	
		00000	62-1850044				Texas Health Care Group, L.L.C.	TX	NIA	LHC Group, Inc.	Ownership	100.000	UnitedHealth Group Incorporated	NO	
		00000	38-3897811				Texas Health Craig Ranch Surgery Center, LLC	TX	NIA	Surgical Care Affiliates, LLC	Influence	0.000	UnitedHealth Group Incorporated	NO	

16.62

STATEMENT AS OF MARCH 31, 2026 OF THE UNITEDHEALTHCARE OF THE MIDLANDS, INC.

SCHEDULE Y
PART 1A - DETAILS OF INSURANCE HOLDING COMPANY SYSTEM

1	2	3	4	5	6	7	8	9	10	11	12	13	14	15	16
Group Code	Group Name	NAIC Company Code	ID Number	Federal RSSD	CIK	Name of Securities Exchange if Publicly Traded (U.S. or International)	Names of Parent, Subsidiaries Or Affiliates	Domiciliary Location	Relationship to Reporting Entity	Directly Controlled by (Name of Entity/Person)	Type of Control (Ownership, Board, Management, Attorney-in-Fact, Influence, Other)	If Control is Ownership Provide Percentage	Ultimate Controlling Entity(ies)/Person(s)	Is an SCA Filing Required? (Yes/No)	*
		00000	80-0866449				Texas Health Flower Mound Orthopedic Surgery Center, LLC	TX	NIA	Surgical Care Affiliates, LLC	Influence	0.000	UnitedHealth Group Incorporated	NO	
		00000	81-4977249				Texas Health Orthopedic Surgery Center Alliance, LLC	TX	NIA	Surgical Care Affiliates, LLC	Influence	0.000	UnitedHealth Group Incorporated	NO	
		00000	82-2296081				Texas Health Surgery Center Alliance, LLC	TX	NIA	Surgical Care Affiliates, LLC	Influence	0.000	UnitedHealth Group Incorporated	NO	
		00000	82-1307876				Texas Health Surgery Center Bedford, LLC	TX	NIA	Surgical Care Affiliates, LLC	Influence	0.000	UnitedHealth Group Incorporated	NO	
		00000	85-1225852				Texas Health Surgery Center Chisholm Trail, LLC	TX	NIA	Surgical Care Affiliates, LLC	Influence	0.000	UnitedHealth Group Incorporated	NO	
		00000	92-3847064				Texas Health Surgery Center Forney, LLC	TX	NIA	Surgical Care Affiliates, LLC	Influence	0.000	UnitedHealth Group Incorporated	NO	
		00000	83-1085415				Texas Health Surgery Center Irving, LLC	TX	NIA	Surgical Care Affiliates, LLC	Influence	0.000	UnitedHealth Group Incorporated	NO	
		00000	83-0781259				Texas Health Surgery Center Las Colinas, LLC	TX	NIA	Surgical Care Affiliates, LLC	Influence	0.000	UnitedHealth Group Incorporated	NO	
		00000	20-3991622				Texas Health Surgery Center Preston Plaza, LLC	TX	NIA	Surgical Care Affiliates, LLC	Influence	0.000	UnitedHealth Group Incorporated	NO	
		00000	47-4425996				Texas Health Surgery Center Rockwall, LLC	TX	NIA	Surgical Care Affiliates, LLC	Influence	0.000	UnitedHealth Group Incorporated	NO	
		00000	88-4370079				Texas Health Surgery Center Royse City, LLC	TX	NIA	Surgical Care Affiliates, LLC	Influence	0.000	UnitedHealth Group Incorporated	NO	
		00000	84-3814490				Texas Health Surgery Center Southwest Fort Worth, LLC	TX	NIA	Surgical Care Affiliates, LLC	Influence	0.000	UnitedHealth Group Incorporated	NO	
		00000	84-1953918				Texas Health Surgery Center Willow Park, LLC	TX	NIA	Surgical Care Affiliates, LLC	Influence	0.000	UnitedHealth Group Incorporated	NO	
		00000	47-1128347				Texas Hospice Holdings, LLC	DE	NIA	Amedisys Hospice, L.L.C.	Ownership	100.000	UnitedHealth Group Incorporated	NO	
		00000	86-3380429				Texas Physical Therapy Services of Baytown, LLC	TX	NIA	Texas Health Care Group, L.L.C.	Ownership	100.000	UnitedHealth Group Incorporated	NO	
		00000	88-2072971				Texas Physical Therapy Services of Burleson, LLC	TX	NIA	Texas Health Care Group, L.L.C.	Ownership	100.000	UnitedHealth Group Incorporated	NO	
		00000	99-2611865				Texas Physical Therapy Services of Tyler, LLC	TX	NIA	Texas Health Care Group, L.L.C.	Ownership	100.000	UnitedHealth Group Incorporated	NO	
		00000	52-1468699				The Advisory Board Company	DE	NIA	OptumInsight, Inc.	Ownership	100.000	UnitedHealth Group Incorporated	NO	
		00000	93-3712663				The Ambulatory Cardiovascular Center of Pennsylvania ASC, LLC	DE	NIA	The Ambulatory Cardiovascular Center of Pennsylvania, LLC	Ownership	100.000	UnitedHealth Group Incorporated	NO	
		00000	93-3712771				The Ambulatory Cardiovascular Center of Pennsylvania, LLC	DE	NIA	NCP Philadelphia, LLC	Ownership	20.000	UnitedHealth Group Incorporated	NO	2
		00000	31-1426870				The Center for Cognitive and Behavioral Therapy of Greater Columbus, Inc.	OH	NIA	Refresh Mental Health, Inc.	Ownership	100.000	UnitedHealth Group Incorporated	NO	
		00000	02-0487579				The Center for Eating Disorders Management, Inc.	NH	NIA	Refresh Management, LLC	Ownership	100.000	UnitedHealth Group Incorporated	NO	
0707	UnitedHealth Group Incorporated	61832	52-0676509				The Chesapeake Life Insurance Company	OK	IA	HealthMarkets Group, Inc.	Ownership	100.000	UnitedHealth Group Incorporated	NO	
		00000	93-1221257				The Corvallis Clinic, P.C.	OR	NIA	Physician(s) Owned	Influence	0.000	UnitedHealth Group Incorporated	NO	1
		00000	20-5430025				The Endoscopy Center at Bainbridge, LLC	OH	NIA	Physicians Endoscopy, L.L.C.	Ownership	36.000	UnitedHealth Group Incorporated	NO	2
		00000	26-0251730				The Endoscopy Center of West Central Ohio, LLC	OH	NIA	Physicians Endoscopy, L.L.C.	Ownership	51.000	UnitedHealth Group Incorporated	NO	
		00000	41-3241860				The Eye Surgery Center of Plymouth LLC	MN	NIA	SCA Maple Grove Holdings, LLC	Ownership	51.000	UnitedHealth Group Incorporated	NO	
		00000	20-5562797				The Eye Surgery Center of the Carolinas, L.P.	NC	NIA	Surgery Center of Southern Pines, LLC	Ownership	20.000	UnitedHealth Group Incorporated	NO	2
		00000	62-1641866				The Hillmont ASC, L.P.	TN	NIA	GI MSO, Inc.	Ownership	100.000	UnitedHealth Group Incorporated	NO	
		00000	56-1970224				The Lewin Group, Inc.	NC	NIA	Optum Public Sector Solutions, Inc.	Ownership	100.000	UnitedHealth Group Incorporated	NO	
		00000	20-5301211				The Main Line PA Endoscopy ASC, L.P.	TN	NIA	GI MSO, Inc.	Ownership	100.000	UnitedHealth Group Incorporated	NO	
		00000	61-1409045				The Outpatient Surgery Center of Hilton Head, LLC	SC	NIA	SCA-Hilton Head, LLC	Ownership	20.000	UnitedHealth Group Incorporated	NO	2
		00000	83-1192367				The Polyclinic MSO, LLC	DE	NIA	Collaborative Care Holdings, LLC	Ownership	100.000	UnitedHealth Group Incorporated	NO	
		00000	91-0369070				The Polyclinic, PLLC	WA	NIA	Polyclinic Holdings, P.C.	Ownership	100.000	UnitedHealth Group Incorporated	NO	1

16.63

STATEMENT AS OF MARCH 31, 2026 OF THE UNITEDHEALTHCARE OF THE MIDLANDS, INC.

SCHEDULE Y
PART 1A - DETAILS OF INSURANCE HOLDING COMPANY SYSTEM

1	2	3	4	5	6	7	8	9	10	11	12	13	14	15	16
Group Code	Group Name	NAIC Company Code	ID Number	Federal RSSD	CIK	Name of Securities Exchange if Publicly Traded (U.S. or International)	Names of Parent, Subsidiaries Or Affiliates	Domiciliary Location	Relationship to Reporting Entity	Directly Controlled by (Name of Entity/Person)	Type of Control (Ownership, Board, Management, Attorney-in-Fact, Influence, Other)	If Control is Ownership Provide Percentage	Ultimate Controlling Entity(ies)/Person(s)	Is an SCA Filing Required? (Yes/No)	*
		00000	20-8357849				The Potter's House Family & Children Treatment Center, LLC	GA	NIA	Physician(s) Owned Peninsula Psychological Center, Inc., P.S.	Influence	0.000	UnitedHealth Group Incorporated	NO	1
		00000	80-0281838				The Salveo Center, PLLC	WA	NIA		Ownership	100.000	UnitedHealth Group Incorporated	NO	1
		00000	72-1349755				The Surgery Center of Easton, L.P.	TN	NIA	Surgery Center of Easton, LLC	Ownership	83.000	UnitedHealth Group Incorporated	NO	
		00000	06-1552689				The Surgical Center of Connecticut, LLC	CT	NIA	SCA-Main Street, LLC	Ownership	68.812	UnitedHealth Group Incorporated	NO	2
		00000	37-1446353				The Surgical Center of the Treasure Coast, L.L.C.	FL	NIA	SCA-St. Lucie, LLC	Ownership	60.287	UnitedHealth Group Incorporated	NO	2
		00000	46-5461304				The Tabor Therapy Group, Inc.	IL	NIA	Physician(s) Owned	Influence	0.000	UnitedHealth Group Incorporated	NO	1
		00000	43-2098647				Therigy, LLC	FL	NIA	PPS Holdings, Inc.	Ownership	100.000	UnitedHealth Group Incorporated	NO	
		00000	20-8862235				Thomas Home Health, LLC	AL	NIA	Alabama Health Care Group, LLC	Ownership	67.000	UnitedHealth Group Incorporated	NO	
		00000	26-1579919				Thomas Johnson Surgery Center, LLC	MD	NIA	SCA-Frederick, LLC	Ownership	75.000	UnitedHealth Group Incorporated	NO	
		00000	25-1825549				Three Rivers Holdings, Inc.	DE	NIA	AmeriChoice Corporation	Ownership	100.000	UnitedHealth Group Incorporated	NO	
		00000	27-0705907				Three Rivers HomeCare, LLC	OR	NIA	Oregon Health Care Group, LLC	Ownership	75.000	UnitedHealth Group Incorporated	NO	
		00000	73-1621147				TKG, Inc.	OK	NIA	Guardian Healthcare Holdings, Inc.	Ownership	100.000	UnitedHealth Group Incorporated	NO	
		00000	20-1031840				TLC Health Care Services, L.L.C.	DE	NIA	TLC Holdings I, L.L.C.	Ownership	100.000	UnitedHealth Group Incorporated	NO	
		00000	20-1042010				TLC Holdings I, L.L.C.	DE	NIA	Amedisys TLC Acquisition, L.L.C.	Ownership	100.000	UnitedHealth Group Incorporated	NO	
		00000	59-3143128				Tmesys, LLC	FL	NIA	PMI Acquisition, LLC	Ownership	100.000	UnitedHealth Group Incorporated	NO	
		00000	45-2856177				Tomball Texas Home Care Services, LLC	DE	NIA	AFAM Holding Co, LLC	Ownership	100.000	UnitedHealth Group Incorporated	NO	
		00000	92-2981104				Total Surgery Center, LLC	FL	NIA	SCA Total Holdings, LLC	Ownership	51.000	UnitedHealth Group Incorporated	NO	
		00000	83-1528858				Trails Edge Surgery Center, LLC	FL	NIA	Nationwide Trails Edge Holdings, LLC	Ownership	51.000	UnitedHealth Group Incorporated	NO	
		00000	87-4490776				Transformer TX Holdings, LLC	TX	NIA	Optum KS Holdings, LLC	Ownership	82.430	UnitedHealth Group Incorporated	NO	
		00000	52-1431155				Travel Express Incorporated	MD	NIA	FrontierMEDEX, Inc.	Ownership	100.000	UnitedHealth Group Incorporated	NO	
		00000	46-2613170				Treasure Valley Emerald Properties, LLC	DE	NIA	Treasure Valley Hospital Limited Partnership	Ownership	100.000	UnitedHealth Group Incorporated	NO	2
		00000	33-0592165				Treasure Valley Hospital Limited Partnership	ID	NIA	Surgical Health, LLC	Ownership	37.940	UnitedHealth Group Incorporated	NO	2
		00000	81-4556042				Trellis Rx, LLC	DE	NIA	Specialty Pharmacy Blocker, LLC	Ownership	100.000	UnitedHealth Group Incorporated	NO	
		00000	45-0506431				Tri-Cities Home Health, LLC	DE	NIA	Amedisys Washington, L.L.C.	Ownership	50.000	UnitedHealth Group Incorporated	NO	
		00000	20-2386707				Tri-County Surgery Center, LLC	PA	NIA	Virtua-SCA Holdings II, LLC	Ownership	51.700	UnitedHealth Group Incorporated	NO	2
		00000	71-0917928				Tri-Parish Community HomeCare, L.L.C.	LA	NIA	Louisiana Health Care Group, L.L.C.	Ownership	100.000	UnitedHealth Group Incorporated	NO	
		00000	26-2552129				Triangle Counseling Agency, Inc.	NC	NIA	Physician(s) Owned	Influence	0.000	UnitedHealth Group Incorporated	NO	1
		00000	26-3539405				Trigg County Home Health, Inc.	KY	NIA	SunCrest LBL Holdings, Inc.	Ownership	100.000	UnitedHealth Group Incorporated	NO	
		00000	30-0838429				Tucson Home Care Services, LLC	DE	NIA	AF-CH-HH, LLC	Ownership	100.000	UnitedHealth Group Incorporated	NO	
		00000	30-0809819				Tucson Home Health, LLC	DE	NIA	TLC Health Care Services, L.L.C.	Ownership	100.000	UnitedHealth Group Incorporated	NO	
		00000	93-1677251				Tuscaloosa Anesthesia Associates, LLC	DE	NIA	Tuscaloosa Surgical Center, L.P.	Ownership	100.000	UnitedHealth Group Incorporated	NO	
		00000	63-0974161				Tuscaloosa Surgical Center, L.P.	AL	NIA	Surgical Center of Tuscaloosa Holdings, LLC	Ownership	20.000	UnitedHealth Group Incorporated	NO	2
		00000	27-1000828				Twin Lakes Home Health Agency, LLC	KY	NIA	Kentucky Health Care Group, LLC	Ownership	75.000	UnitedHealth Group Incorporated	NO	
		00000	94-3077084				U.S. Behavioral Health Plan, California	CA	IA	United Behavioral Health	Ownership	100.000	UnitedHealth Group Incorporated	NO	
		00000	92-1499968				UHealth HHH-SCA Holdings, LLC	DE	NIA	SCA HHH Holdings, LLC	Ownership	51.000	UnitedHealth Group Incorporated	NO	
		00000	26-1232189				UCSD Ambulatory Surgery Center, LLC	DE	NIA	UCSD-SCA Holdings II, LLC	Ownership	52.123	UnitedHealth Group Incorporated	NO	2
		00000	82-2326631				UCSD Center for Surgery of Encinitas, L.P.	CA	NIA	UCSD-SCA Holdings I, LLC	Ownership	63.844	UnitedHealth Group Incorporated	NO	2
		00000	82-2218664				UCSD Surgical Center of San Diego, LLC	CA	NIA	UCSD-SCA Holdings I, LLC	Ownership	60.342	UnitedHealth Group Incorporated	NO	2
		00000	81-3287291				UCSD-SCA Holdings I, LLC	DE	NIA	SCA-Encinitas, Inc.	Ownership	49.000	UnitedHealth Group Incorporated	NO	2
		00000	81-3144140				UCSD-SCA Holdings II, LLC	DE	NIA	SCA-San Diego, Inc.	Ownership	49.000	UnitedHealth Group Incorporated	NO	2
		00000	83-1320776				UH North Ridgeville Endoscopy Center, LLC	OH	NIA	UHS Endoscopy Holdings, LLC	Ownership	51.000	UnitedHealth Group Incorporated	NO	2
		00000	98-1388279				UHC Finance (Ireland) Limited	IRL	NIA	UnitedHealth Group International Finance (Ireland) Unlimited Company	Ownership	100.000	UnitedHealth Group Incorporated	NO	
		00000	41-1913059				UHC International Services, Inc.	DE	NIA	UnitedHealth Group Incorporated	Ownership	100.000	UnitedHealth Group Incorporated	NO	

16.64

STATEMENT AS OF MARCH 31, 2026 OF THE UNITEDHEALTHCARE OF THE MIDLANDS, INC.

SCHEDULE Y
PART 1A - DETAILS OF INSURANCE HOLDING COMPANY SYSTEM

1	2	3	4	5	6	7	8	9	10	11	12	13	14	15	16
Group Code	Group Name	NAIC Company Code	ID Number	Federal RSSD	CIK	Name of Securities Exchange if Publicly Traded (U.S. or International)	Names of Parent, Subsidiaries Or Affiliates	Domi-ciliary Location	Relation-ship to Reporting Entity	Directly Controlled by (Name of Entity/Person)	Type of Control (Ownership, Board, Management, Attorney-in-Fact, Influence, Other)	If Control is Ownership Provide Percentage	Ultimate Controlling Entity(ies)/Person(s)	Is an SCA Filing Re-quired? (Yes/No)	*
		00000	95-2931460				UHC of California	CA	IA	United HealthCare Services, Inc.	Ownership	100.000	UnitedHealth Group Incorporated	NO	
		00000	98-1103713				UHC - FZE		NIA	UnitedHealthcare International I B.V.	Ownership	100.000	UnitedHealth Group Incorporated	NO	
		00000	98-1372063				UHC Holdings (Ireland) Limited	IRL	NIA	United HealthCare Services, Inc.	Ownership	100.000	UnitedHealth Group Incorporated	NO	
		00000	98-1372064				UHC Services (Ireland) Limited	IRL	NIA	UHC Holdings (Ireland) Limited	Ownership	100.000	UnitedHealth Group Incorporated	NO	
		00000					UHG Holdings 1 (Ireland) Unlimited Company	IRL	NIA	Bordeaux International Holdings, Inc.	Ownership	2.374	UnitedHealth Group Incorporated	NO	
		00000					UHG Holdings 1 (Ireland) Unlimited Company	IRL	NIA	UHG International (Ireland) Unlimited Company	Ownership	69.675	UnitedHealth Group Incorporated	NO	
		00000					UHG Holdings 2 (Ireland) Unlimited Company	IRL	NIA	UHG Holdings 1 (Ireland) Unlimited Company	Ownership	100.000	UnitedHealth Group Incorporated	NO	
		00000					UHG Holdings 3 (Ireland) Unlimited Company	IRL	NIA	UHG Holdings 2 (Ireland) Unlimited Company	Ownership	100.000	UnitedHealth Group Incorporated	NO	
		00000	98-1827451				UHG Holdings 4 (Ireland) Unlimited Company	IRL	NIA	UnitedHealthcare International III S.á r.l.	Ownership	0.458	UnitedHealth Group Incorporated	NO	
		00000	98-1827451				UHG Holdings 4 (Ireland) Unlimited Company	IRL	NIA	UHG Holdings 1 (Ireland) Unlimited Company	Ownership	2.601	UnitedHealth Group Incorporated	NO	
		00000	98-1827451				UHG Holdings 4 (Ireland) Unlimited Company	IRL	NIA	United HealthCare Services, Inc.	Ownership	96.941	UnitedHealth Group Incorporated	NO	
		00000	98-1827491				UHG Holdings 5 (Ireland) Unlimited Company	IRL	NIA	UnitedHealthcare International X S.á r.l.	Ownership	100.000	UnitedHealth Group Incorporated	NO	
		00000	98-0559902				UHG Holdings UK IV Limited	GBR	NIA	UnitedHealthcare International Finance S.á r.l.	Ownership	0.007	UnitedHealth Group Incorporated	NO	
		00000	98-0559902				UHG Holdings UK IV Limited	GBR	NIA	Bordeaux UK Holdings I Limited	Ownership	99.993	UnitedHealth Group Incorporated	NO	
		00000	98-1249178				UHG Holdings UK V Limited	GBR	NIA	UHG Holdings UK IV Limited	Ownership	100.000	UnitedHealth Group Incorporated	NO	
		00000	98-1390073				UHG Holdings UK VI Limited	GBR	NIA	UnitedHealthcare Europe S.á r.l.	Ownership	100.000	UnitedHealth Group Incorporated	NO	
		00000					UHG Holdings UK VII Limited	GBR	NIA	Bordeaux Holdings, LLC	Ownership	100.000	UnitedHealth Group Incorporated	NO	
		00000					UHG International (Ireland) Unlimited Company	IRL	NIA	FrontierMEDEX US, Inc.	Ownership	100.000	UnitedHealth Group Incorporated	NO	
		00000	83-1284090				UHS Endoscopy Holdings, LLC	OH	NIA	PE North Ridgeville Holdings, LLC	Ownership	30.000	UnitedHealth Group Incorporated	NO	2
		00000	41-1921008				UHC Holdings, Inc.	DE	NIA	United HealthCare Services, Inc.	Ownership	100.000	UnitedHealth Group Incorporated	NO	
		00000	85-0633484				UMC Home Health And Hospice, An Amedisys Partner, L.L.C.	TX	NIA	Amedisys Texas, L.L.C.	Ownership	50.000	UnitedHealth Group Incorporated	NO	
		00000	39-1995276				UMR, Inc.	DE	NIA	United HealthCare Services, Inc.	Ownership	100.000	UnitedHealth Group Incorporated	NO	
		00000	98-1444648				Unidad Médica y de Diagnóstico S.A.	COL	NIA	Banmedica SpA	Ownership	7.620	UnitedHealth Group Incorporated	NO	
		00000	98-1444648				Unidad Médica y de Diagnóstico S.A.	COL	NIA	Colmedica Medicina Prepagada S.A.	Ownership	92.380	UnitedHealth Group Incorporated	NO	
0707	UnitedHealth Group Incorporated	91529	52-1996029				Unimerica Insurance Company	WI	IA	OptumHealth Holdings, LLC	Ownership	100.000	UnitedHealth Group Incorporated	NO	
		11596	01-0637149				Unimerica Life Insurance Company of New York	NY	IA	UnitedHealthcare Insurance Company	Ownership	100.000	UnitedHealth Group Incorporated	NO	
0707	UnitedHealth Group Incorporated	00000	94-2649097				United Behavioral Health	CA	NIA	OptumHealth Holdings, LLC	Ownership	100.000	UnitedHealth Group Incorporated	NO	
		00000	41-1868911				United Behavioral Health of New York, I.P.A., Inc.	NY	NIA	United Behavioral Health	Ownership	100.000	UnitedHealth Group Incorporated	NO	
		00000	75-2583080				United Group Reinsurance, Inc.	CYM	NIA	HealthMarkets, LLC	Ownership	100.000	UnitedHealth Group Incorporated	NO	
		00000	41-1289245	3410132			United HealthCare Services, Inc.	IN	UIP	UnitedHealth Group Incorporated	Ownership	100.000	UnitedHealth Group Incorporated	NO	
		00000	33-3643835				United Optum Real Estate, LLC	DE	NIA	United HealthCare Services, Inc.	Ownership	100.000	UnitedHealth Group Incorporated	NO	
		00000	30-0318238				United Resource Networks IPA of New York, Inc.	NY	NIA	OptumHealth Care Solutions, LLC	Ownership	100.000	UnitedHealth Group Incorporated	NO	
		00000	41-1321939	4665014	0000731766	New York Stock Exchange	UnitedHealth Group Incorporated	DE	UIP	Self	Ownership	100.000	UnitedHealth Group Incorporated	NO	
		00000	98-1422474				UnitedHealth Group International Finance (Ireland) Unlimited Company	IRL	NIA	UHG Holdings 2 (Ireland) Unlimited Company	Ownership	100.000	UnitedHealth Group Incorporated	NO	
		00000	46-3311984				UnitedHealth Group Ventures, LLC	DE	NIA	UnitedHealth Group Incorporated	Ownership	100.000	UnitedHealth Group Incorporated	NO	
		00000	41-1917398				UnitedHealth International, Inc.	DE	NIA	UnitedHealth Group Incorporated	Ownership	100.000	UnitedHealth Group Incorporated	NO	
		00000	26-2574977				UnitedHealth Military & Veterans Services, LLC	DE	NIA	United HealthCare Services, Inc.	Ownership	100.000	UnitedHealth Group Incorporated	NO	

16.65

STATEMENT AS OF MARCH 31, 2026 OF THE UNITEDHEALTHCARE OF THE MIDLANDS, INC.

SCHEDULE Y
PART 1A - DETAILS OF INSURANCE HOLDING COMPANY SYSTEM

1	2	3	4	5	6	7	8	9	10	11	12	13	14	15	16
Group Code	Group Name	NAIC Company Code	ID Number	Federal RSSD	CIK	Name of Securities Exchange if Publicly Traded (U.S. or International)	Names of Parent, Subsidiaries Or Affiliates	Domi-ciliary Location	Relation-ship to Reporting Entity	Directly Controlled by (Name of Entity/Person)	Type of Control (Ownership, Board, Management, Attorney-in-Fact, Influence, Other)	If Control is Ownership Provide Percentage	Ultimate Controlling Entity(ies)/Person(s)	Is an SCA Filing Re-quired? (Yes/No)	*
.0707	UnitedHealth Group Incorporated	95174	33-0115163				UnitedHealthcare Benefits of Texas, Inc.	TX	IA	United HealthCare Services, Inc.	Ownership	100.000	UnitedHealth Group Incorporated	NO	
		00000	47-3221444				UnitedHealthcare Benefits Plan of California	CA	IA	United HealthCare Services, Inc.	Ownership	100.000	UnitedHealth Group Incorporated	NO	
							UnitedHealthcare Community Plan of Ohio, Inc.	OH	IA	Three Rivers Holdings, Inc.	Ownership	100.000	UnitedHealth Group Incorporated	NO	
.0707	UnitedHealth Group Incorporated	12323	56-2451429				UnitedHealthcare Community Plan of Texas, L.L.C.	TX	IA	Ovations, Inc.	Ownership	100.000	UnitedHealth Group Incorporated	NO	
.0707	UnitedHealth Group Incorporated	11141	91-2008361				UnitedHealthcare Community Plan, Inc.	MI	IA	AmeriChoice Corporation	Ownership	100.000	UnitedHealth Group Incorporated	NO	
.0707	UnitedHealth Group Incorporated	95467	38-3204052				UnitedHealthcare Consulting & Assistance Service (Beijing) Co., Ltd.	CHN	NIA	UnitedHealthcare International I B.V.	Ownership	100.000	UnitedHealth Group Incorporated	NO	
		00000	98-1200034							UHG Holdings 3 (Ireland) Unlimited Company	Ownership	100.000	UnitedHealth Group Incorporated	NO	
		00000	98-1199879				UnitedHealthcare Europe S.à r.l.	LUX	NIA		Ownership	100.000	UnitedHealth Group Incorporated	NO	
.0707	UnitedHealth Group Incorporated	15737	47-3788473				UnitedHealthcare Freedom Insurance Company	NH	IA	UnitedHealthcare Freedom Plans, Inc.	Ownership	100.000	UnitedHealth Group Incorporated	NO	
		00000	30-0858646				UnitedHealthcare Freedom Plans, Inc.	DE	NIA	United HealthCare Services, Inc.	Ownership	100.000	UnitedHealth Group Incorporated	NO	
		00000	98-1029201				UnitedHealthcare Global Medical (UK) Limited	GBR	NIA	OptumServe Health Services, Inc.	Ownership	100.000	UnitedHealth Group Incorporated	NO	
.0707	UnitedHealth Group Incorporated	79413	36-2739571				UnitedHealthcare Insurance Company	CT	IA	UHC Holdings, Inc.	Ownership	100.000	UnitedHealth Group Incorporated	NO	
							UnitedHealthcare Insurance Company of America								
.0707	UnitedHealth Group Incorporated	84549	38-2044243				UnitedHealthcare Insurance Company of Illinois	IL	IA	United HealthCare Services, Inc.	Ownership	100.000	UnitedHealth Group Incorporated	NO	
.0707	UnitedHealth Group Incorporated	60318	36-3800349				UnitedHealthcare Insurance Company of New York	NY	IA	UnitedHealthcare Insurance Company	Ownership	100.000	UnitedHealth Group Incorporated	NO	
.0707	UnitedHealth Group Incorporated	60093	11-3283886				UnitedHealthcare Insurance Company of the River Valley	IL	IA	UnitedHealthcare, Inc.	Ownership	100.000	UnitedHealth Group Incorporated	NO	
		00000	98-1372065				UnitedHealthcare Insurance Designated Activity Company	IRL	NIA	UHG Holdings (Ireland) Limited	Ownership	100.000	UnitedHealth Group Incorporated	NO	
		00000	86-0618309				UnitedHealthcare Integrated Services, Inc.	AZ	IA	Ovations, Inc.	Ownership	100.000	UnitedHealth Group Incorporated	NO	
		00000	98-1827294				UnitedHealthcare International Finance S.à r.l.	LUX	NIA	FrontierMEDEX US, Inc.	Ownership	100.000	UnitedHealth Group Incorporated	NO	
		00000	98-1100512				UnitedHealthcare International I B.V.	NLD	NIA	FrontierMEDEX US, Inc.	Ownership	100.000	UnitedHealth Group Incorporated	NO	
		00000	98-1079459				UnitedHealthcare International II S.à r.l.	LUX	NIA	Bordeaux UK Holdings I Limited	Ownership	100.000	UnitedHealth Group Incorporated	NO	
		00000	98-1340853				UnitedHealthcare International III B.V.	NLD	NIA	UnitedHealthcare International X S.à r.l.	Ownership	100.000	UnitedHealth Group Incorporated	NO	
		00000	98-1077436				UnitedHealthcare International III S.à r.l.	LUX	NIA	UnitedHealthcare Europe S.à r.l.	Ownership	100.000	UnitedHealth Group Incorporated	NO	
		00000	98-1080926				UnitedHealthcare International IV S.à r.l.	LUX	NIA	UnitedHealthcare International VIII S.à r.l.	Ownership	100.000	UnitedHealth Group Incorporated	NO	
		00000	98-1372062				UnitedHealthcare International VIII S.à r.l.	LUX	NIA	UnitedHealthcare International X S.à r.l.	Ownership	50.000	UnitedHealth Group Incorporated	NO	
		00000	98-1372062				UnitedHealthcare International VIII S.à r.l.	LUX	NIA	UnitedHealthcare International III S.à r.l.	Ownership	50.000	UnitedHealth Group Incorporated	NO	
		00000	98-1443728				UnitedHealthcare International X S.à r.l.	LUX	NIA	UHG Holdings 1 (Ireland) Unlimited Company	Ownership	46.015	UnitedHealth Group Incorporated	NO	
		00000	98-1443728				UnitedHealthcare International X S.à r.l.	LUX	NIA	United HealthCare Services, Inc.	Ownership	53.985	UnitedHealth Group Incorporated	NO	
.0707	UnitedHealth Group Incorporated	97179	86-0207231				UnitedHealthcare Life Insurance Company	WI	IA	Golden Rule Financial Corporation	Ownership	100.000	UnitedHealth Group Incorporated	NO	
.0707	UnitedHealth Group Incorporated	95784	63-0899562				UnitedHealthcare of Alabama, Inc.	AL	IA	UnitedHealthcare, Inc.	Ownership	100.000	UnitedHealth Group Incorporated	NO	
.0707	UnitedHealth Group Incorporated	96016	86-0507074				UnitedHealthcare of Arizona, Inc.	AZ	IA	UnitedHealthcare, Inc.	Ownership	100.000	UnitedHealth Group Incorporated	NO	
.0707	UnitedHealth Group Incorporated	95446	63-1036819				UnitedHealthcare of Arkansas, Inc.	AR	IA	UnitedHealthcare, Inc.	Ownership	100.000	UnitedHealth Group Incorporated	NO	
.0707	UnitedHealth Group Incorporated	95090	84-1004639				UnitedHealthcare of Colorado, Inc.	CO	IA	UnitedHealthcare, Inc.	Ownership	100.000	UnitedHealth Group Incorporated	NO	
.0707	UnitedHealth Group Incorporated	95264	59-1293865				UnitedHealthcare of Florida, Inc.	FL	IA	UnitedHealthcare, Inc.	Ownership	100.000	UnitedHealth Group Incorporated	NO	
.0707	UnitedHealth Group Incorporated	95850	58-1653544				UnitedHealthcare of Georgia, Inc.	GA	IA	UnitedHealthcare, Inc.	Ownership	100.000	UnitedHealth Group Incorporated	NO	
.0707	UnitedHealth Group Incorporated	95776	36-3280214				UnitedHealthcare of Illinois, Inc.	IL	IA	UnitedHealthcare, Inc.	Ownership	100.000	UnitedHealth Group Incorporated	NO	

STATEMENT AS OF MARCH 31, 2026 OF THE UNITEDHEALTHCARE OF THE MIDLANDS, INC.

SCHEDULE Y
PART 1A - DETAILS OF INSURANCE HOLDING COMPANY SYSTEM

1	2	3	4	5	6	7	8	9	10	11	12	13	14	15	16
Group Code	Group Name	NAIC Company Code	ID Number	Federal RSSD	CIK	Name of Securities Exchange if Publicly Traded (U.S. or International)	Names of Parent, Subsidiaries Or Affiliates	Domiciliary Location	Relationship to Reporting Entity	Directly Controlled by (Name of Entity/Person)	Type of Control (Ownership, Board, Management, Attorney-in-Fact, Influence, Other)	If Control is Ownership Provide Percentage	Ultimate Controlling Entity(ies)/Person(s)	Is an SCA Filing Required? (Yes/No)	*
.0707	UnitedHealth Group Incorporated	96644	62-1240316				UnitedHealthcare of Kentucky, Ltd.	KY	IA	UnitedHealthcare, Inc.	Ownership	5.828	UnitedHealth Group Incorporated	NO	
.0707	UnitedHealth Group Incorporated	96644	62-1240316				UnitedHealthcare of Kentucky, Ltd.	KY	IA	United HealthCare Services, Inc.	Ownership	94.172	UnitedHealth Group Incorporated	NO	
.0707	UnitedHealth Group Incorporated	95833	72-1074008				UnitedHealthcare of Louisiana, Inc.	LA	IA	UnitedHealthcare, Inc.	Ownership	100.000	UnitedHealth Group Incorporated	NO	
.0707	UnitedHealth Group Incorporated	95716	63-1036817				UnitedHealthcare of Mississippi, Inc.	MS	IA	UnitedHealthcare, Inc.	Ownership	100.000	UnitedHealth Group Incorporated	NO	
.0707	UnitedHealth Group Incorporated	95149	05-0413469				UnitedHealthcare of New England, Inc.	RI	IA	United HealthCare Services, Inc.	Ownership	100.000	UnitedHealth Group Incorporated	NO	
.0707	UnitedHealth Group Incorporated	13214	26-2697886				UnitedHealthcare of New Mexico, Inc.	NM	IA	UnitedHealthcare Insurance Company	Ownership	100.000	UnitedHealth Group Incorporated	NO	
.0707	UnitedHealth Group Incorporated	95085	06-1172891				UnitedHealthcare of New York, Inc.	NY	IA	AmeriChoice Corporation	Ownership	100.000	UnitedHealth Group Incorporated	NO	
.0707	UnitedHealth Group Incorporated	95103	56-1461010				UnitedHealthcare of North Carolina, Inc.	NC	IA	UnitedHealthcare, Inc.	Ownership	100.000	UnitedHealth Group Incorporated	NO	
.0707	UnitedHealth Group Incorporated	95186	31-1142815				UnitedHealthcare of Ohio, Inc.	OH	IA	United HealthCare Services, Inc.	Ownership	100.000	UnitedHealth Group Incorporated	NO	
.0707	UnitedHealth Group Incorporated	96903	33-0115166				UnitedHealthcare of Oklahoma, Inc.	OK	IA	United HealthCare Services, Inc.	Ownership	100.000	UnitedHealth Group Incorporated	NO	
.0707	UnitedHealth Group Incorporated	95893	93-0938819				UnitedHealthcare of Oregon, Inc.	OR	IA	United HealthCare Services, Inc.	Ownership	100.000	UnitedHealth Group Incorporated	NO	
.0707	UnitedHealth Group Incorporated	95220	25-1756858				UnitedHealthcare of Pennsylvania, Inc.	PA	IA	Three Rivers Holdings, Inc.	Ownership	100.000	UnitedHealth Group Incorporated	NO	
.0707	UnitedHealth Group Incorporated	16740	35-2674992				UnitedHealthcare of South Carolina, Inc.	SC	IA	UnitedHealthcare, Inc.	Ownership	100.000	UnitedHealth Group Incorporated	NO	
.0707	UnitedHealth Group Incorporated	95765	95-3939697				UnitedHealthcare of Texas, Inc.	TX	IA	UnitedHealthcare, Inc.	Ownership	100.000	UnitedHealth Group Incorporated	NO	
.0707	UnitedHealth Group Incorporated	95025	52-1130183				UnitedHealthcare of the Mid-Atlantic, Inc.	MD	IA	UnitedHealthcare, Inc.	Ownership	100.000	UnitedHealth Group Incorporated	NO	
.0707	UnitedHealth Group Incorporated	95591	47-0676824				UnitedHealthcare of the Midlands, Inc.	NE	RE	UnitedHealthcare, Inc.	Ownership	100.000	UnitedHealth Group Incorporated	NO	
.0707	UnitedHealth Group Incorporated	96385	43-1361841				UnitedHealthcare of the Midwest, Inc.	MO	IA	UnitedHealthcare, Inc.	Ownership	100.000	UnitedHealth Group Incorporated	NO	
.0707	UnitedHealth Group Incorporated	95685	86-0875231				UnitedHealthcare of the Rockies, Inc.	UT	IA	United HealthCare Services, Inc.	Ownership	100.000	UnitedHealth Group Incorporated	NO	
.0707	UnitedHealth Group Incorporated	95501	41-1488563				UnitedHealthcare of Utah, Inc.	UT	IA	UnitedHealthcare, Inc.	Ownership	100.000	UnitedHealth Group Incorporated	NO	
.0707	UnitedHealth Group Incorporated	48038	91-1312551				UnitedHealthcare of Washington, Inc.	WA	IA	United HealthCare Services, Inc.	Ownership	100.000	UnitedHealth Group Incorporated	NO	
.0707	UnitedHealth Group Incorporated	95710	39-1555888				UnitedHealthcare of Wisconsin, Inc.	WI	IA	UnitedHealthcare, Inc.	Ownership	100.000	UnitedHealth Group Incorporated	NO	
.0707	UnitedHealth Group Incorporated	95378	36-3379945				UnitedHealthcare Plan of the River Valley, Inc.	IL	IA	UnitedHealthcare, Inc.	Ownership	100.000	UnitedHealth Group Incorporated	NO	
		00000	47-0854646				UnitedHealthcare Service LLC	DE	NIA	UnitedHealthcare Insurance Company	Ownership	100.000	UnitedHealth Group Incorporated	NO	
		00000	01-0518346				UnitedHealthcare Specialty Benefits, LLC	ME	NIA	Specialty Benefits, LLC	Ownership	100.000	UnitedHealth Group Incorporated	NO	
		00000	41-1922511				UnitedHealthcare, Inc.	DE	UDP	United HealthCare Services, Inc.	Ownership	100.000	UnitedHealth Group Incorporated	NO	
		00000	27-0815205				Unity Health Network, LLC	DE	NIA	Collaborative Care Holdings, LLC	Ownership	100.000	UnitedHealth Group Incorporated	NO	
		00000	87-3506992				UOI East Bay Surgery Center, LLC	RI	NIA	SCA East Bay Holdings, LLC	Ownership	20.000	UnitedHealth Group Incorporated	NO	2
		00000	83-4657754				Upland Holdings, LLC	CA	NIA	Endoscopy Center Affiliates, Inc.	Ownership	1.000	UnitedHealth Group Incorporated	NO	
		00000	83-4657754				Upland Holdings, LLC	CA	NIA	NSC Upland, LLC	Ownership	99.000	UnitedHealth Group Incorporated	NO	
		00000	33-0812827				Upland Outpatient Surgical Center, L.P.	CA	NIA	NSC Upland, LLC	Ownership	49.000	UnitedHealth Group Incorporated	NO	
		00000	33-0812827				Upland Outpatient Surgical Center, L.P.	CA	NIA	Upland Holdings, LLC	Ownership	51.000	UnitedHealth Group Incorporated	NO	
		00000	26-0382877				Urgent Care Holdings, LLC	DE	NIA	Optum Clinics Holding Company, Inc.	Ownership	100.000	UnitedHealth Group Incorporated	NO	
		00000	26-3667220				Urgent Care MSO, LLC	DE	NIA	Urgent Care Holdings, LLC	Ownership	100.000	UnitedHealth Group Incorporated	NO	
		00000	87-3147151				USDH Clinical Research, LLC	DE	NIA	GI MSO Intermediate Holdings, LLC	Ownership	100.000	UnitedHealth Group Incorporated	NO	
		00000	33-1702779				USDH Parent, LLC	DE	NIA	OptumCare Specialty Practices, LLC	Ownership	86.855	UnitedHealth Group Incorporated	NO	
		00000	26-4163593				USHEALTH Administrators, LLC	DE	NIA	USHEALTH Group, Inc.	Ownership	100.000	UnitedHealth Group Incorporated	NO	
		00000	26-3887598				USHEALTH Advisors, LLC	TX	NIA	USHEALTH Group, Inc.	Ownership	100.000	UnitedHealth Group Incorporated	NO	
		00000	75-2225185				USHEALTH Funding, Inc.	DE	NIA	USHEALTH Group, Inc.	Ownership	100.000	UnitedHealth Group Incorporated	NO	
		00000	73-1165000				USHEALTH Group, Inc.	DE	NIA	Golden Rule Financial Corporation	Ownership	100.000	UnitedHealth Group Incorporated	NO	
		00000	27-2956222				USMD Affiliated Services	TX	NIA	WellMed Medical Management, Inc.	Ownership	100.000	UnitedHealth Group Incorporated	NO	
		00000	73-1662757				USMD of Arlington GP, L.L.C.	TX	NIA	MAT-RX DEVELOPMENT, L.L.C.	Ownership	100.000	UnitedHealth Group Incorporated	NO	1
		00000	38-3933009				Utah Health Care Group, LLC	UT	NIA	LHC Group, Inc.	Ownership	100.000	UnitedHealth Group Incorporated	NO	
		00000	92-0745973				UTHealth Houston Ambulatory Surgery Center Bellaire	TX	NIA	SCA-UTH Holdings, LLC	Ownership	51.000	UnitedHealth Group Incorporated	NO	
		00000	87-0757396				Valley Physicians Network, Inc.	CA	NIA	PrimeCare Medical Network, Inc.	Ownership	100.000	UnitedHealth Group Incorporated	NO	
		00000	61-1761960				Valparaiso Home Care Services, LLC	DE	NIA	AF-CH-HH, LLC	Ownership	100.000	UnitedHealth Group Incorporated	NO	
		00000	75-2500276				Velita Smith Home Health, Inc.	TX	NIA	Guardian Health Care, Inc.	Ownership	100.000	UnitedHealth Group Incorporated	NO	
		00000	32-0449695				Venice Home Care Services, LLC	DE	NIA	AF-CH-HH, LLC	Ownership	100.000	UnitedHealth Group Incorporated	NO	

16.67

STATEMENT AS OF MARCH 31, 2026 OF THE UNITEDHEALTHCARE OF THE MIDLANDS, INC.

SCHEDULE Y
PART 1A - DETAILS OF INSURANCE HOLDING COMPANY SYSTEM

1	2	3	4	5	6	7	8	9	10	11	12	13	14	15	16
Group Code	Group Name	NAIC Company Code	ID Number	Federal RSSD	CIK	Name of Securities Exchange if Publicly Traded (U.S. or International)	Names of Parent, Subsidiaries Or Affiliates	Domi-ciliary Location	Relation-ship to Reporting Entity	Directly Controlled by (Name of Entity/Person)	Type of Control (Ownership, Board, Management, Attorney-in-Fact, Influence, Other)	If Control is Ownership Provide Percentage	Ultimate Controlling Entity(ies)/Person(s)	Is an SCA Filing Re-quired? (Yes/No)	*
		00000	81-4629242				Verta Management Services, LLC	DE	NIA	SCA-Verta, LLC	Ownership	100.000	UnitedHealth Group Incorporated	NO	
		00000	81-2820395				Via Vitae MSO, LLC	DE	NIA	OC Cardiology Practice Partners, LLC	Ownership	79.000	UnitedHealth Group Incorporated	NO	
		00000	81-2820395				Via Vitae MSO, LLC	DE	NIA	Ambulatory Partner Holdings, LLC	Ownership	7.900	UnitedHealth Group Incorporated	NO	
		00000	26-3404003				Victoria Texas Home Care Services, LLC	DE	NIA	AF-CH-HH, LLC	Ownership	100.000	UnitedHealth Group Incorporated	NO	
		00000	98-1443076				Vida Integra S.p.A.	CHL	NIA	Saden S.A.	Ownership	0.000	UnitedHealth Group Incorporated	NO	
		00000	98-1443076				Vida Integra S.p.A.	CHL	NIA	Banmédica SpA	Ownership	100.000	UnitedHealth Group Incorporated	NO	
		00000					Vida Tres S.A.	CHL	NIA	Clínica Dávila y Servicios Médicos S.p.A.	Ownership	0.000	UnitedHealth Group Incorporated	NO	
		00000					Vida Tres S.A.	CHL	NIA	Banmédica SpA	Ownership	100.000	UnitedHealth Group Incorporated	NO	
		00000	27-1693889				Vieosoft, Inc.	VA	NIA	Change Healthcare Solutions, LLC	Ownership	100.000	UnitedHealth Group Incorporated	NO	
		00000	06-1762010				Virginia Health Care Group, LLC	VA	NIA	LHC Group, Inc.	Ownership	100.000	UnitedHealth Group Incorporated	NO	
		00000	06-1762015				Virginia HomeCare, LLC	VA	NIA	Virginia Health Care Group, LLC	Ownership	100.000	UnitedHealth Group Incorporated	NO	
		00000	38-4021697				Virginia In-Home Healthcare Partnership-I, LLC	VA	NIA	In-Home Healthcare Partnership, LLC	Ownership	100.000	UnitedHealth Group Incorporated	NO	
		00000	30-0961866				Virginia In-Home Healthcare Partnership-II, LLC	VA	NIA	In-Home Healthcare Partnership, LLC	Ownership	100.000	UnitedHealth Group Incorporated	NO	
		00000	32-0513440				Virginia In-Home Healthcare Partnership-III, LLC	VA	NIA	In-Home Healthcare Partnership, LLC	Ownership	100.000	UnitedHealth Group Incorporated	NO	
		00000	61-1810641				Virginia In-Home Healthcare Partnership-IV, LLC	VA	NIA	In-Home Healthcare Partnership, LLC	Ownership	100.000	UnitedHealth Group Incorporated	NO	
		00000	32-0516972				Virginia In-Home Healthcare Partnership-IX, LLC	VA	NIA	In-Home Healthcare Partnership, LLC	Ownership	100.000	UnitedHealth Group Incorporated	NO	
		00000	38-4020777				Virginia In-Home Healthcare Partnership-V, LLC	VA	NIA	In-Home Healthcare Partnership, LLC	Ownership	100.000	UnitedHealth Group Incorporated	NO	
		00000	37-1843673				Virginia In-Home Healthcare Partnership-VI, LLC	VA	NIA	In-Home Healthcare Partnership, LLC	Ownership	100.000	UnitedHealth Group Incorporated	NO	
		00000	37-1844686				Virginia In-Home Healthcare Partnership-VII, LLC	VA	NIA	In-Home Healthcare Partnership, LLC	Ownership	100.000	UnitedHealth Group Incorporated	NO	
		00000	61-1814029				Virginia In-Home Healthcare Partnership-VIII, LLC	VA	NIA	In-Home Healthcare Partnership, LLC	Ownership	100.000	UnitedHealth Group Incorporated	NO	
		00000	32-0580044				Virginia In-Home Healthcare Partnership-X, LLC	VA	NIA	In-Home Healthcare Partnership, LLC	Ownership	100.000	UnitedHealth Group Incorporated	NO	
		00000	36-4908131				Virginia In-Home Healthcare Partnership-XI, LLC	VA	NIA	Virginia Health Care Group, LLC	Ownership	100.000	UnitedHealth Group Incorporated	NO	
		00000	86-2505437				Virginia In-Home Healthcare Partnership-XII, LLC	VA	NIA	In-Home Healthcare Partnership, LLC	Ownership	100.000	UnitedHealth Group Incorporated	NO	
		00000	81-4811317				Virginia In-Home Partner-I, LLC	VA	NIA	Virginia In-Home Healthcare Partnership-I, LLC	Ownership	100.000	UnitedHealth Group Incorporated	NO	
		00000	81-4811408				Virginia In-Home Partner-II, LLC	VA	NIA	Virginia In-Home Healthcare Partnership-II, LLC	Ownership	100.000	UnitedHealth Group Incorporated	NO	
		00000	81-4888094				Virginia In-Home Partner-III, LLC	VA	NIA	Virginia In-Home Healthcare Partnership-III, LLC	Ownership	100.000	UnitedHealth Group Incorporated	NO	
		00000	32-0516324				Virginia In-Home Partner-IV, LLC	VA	NIA	Virginia In-Home Healthcare Partnership-IV, LLC	Ownership	100.000	UnitedHealth Group Incorporated	NO	
		00000	81-5294732				Virginia In-Home Partner-IX, LLC	VA	NIA	Virginia In-Home Healthcare Partnership-IX, LLC	Ownership	100.000	UnitedHealth Group Incorporated	NO	
		00000	81-4737123				Virginia In-Home Partner-V, LLC	VA	NIA	Virginia In-Home Healthcare Partnership-V, LLC	Ownership	100.000	UnitedHealth Group Incorporated	NO	
		00000	81-4737281				Virginia In-Home Partner-VI, LLC	VA	NIA	Virginia In-Home Healthcare Partnership-VI, LLC	Ownership	100.000	UnitedHealth Group Incorporated	NO	
		00000	81-4888210				Virginia In-Home Partner-VII, LLC	VA	NIA	Virginia In-Home Healthcare Partnership-VII, LLC	Ownership	100.000	UnitedHealth Group Incorporated	NO	

16.68

STATEMENT AS OF MARCH 31, 2026 OF THE UNITEDHEALTHCARE OF THE MIDLANDS, INC.

SCHEDULE Y
PART 1A - DETAILS OF INSURANCE HOLDING COMPANY SYSTEM

1	2	3	4	5	6	7	8	9	10	11	12	13	14	15	16
Group Code	Group Name	NAIC Company Code	ID Number	Federal RSSD	CIK	Name of Securities Exchange if Publicly Traded (U.S. or International)	Names of Parent, Subsidiaries Or Affiliates	Domiciliary Location	Relationship to Reporting Entity	Directly Controlled by (Name of Entity/Person)	Type of Control (Ownership, Board, Management, Attorney-in-Fact, Influence, Other)	If Control is Ownership Provide Percentage	Ultimate Controlling Entity(ies)/Person(s)	Is an SCA Filing Required? (Yes/No)	*
		00000	81-5294131				Virginia In-Home Partner-VIII, LLC	VA	NIA	Virginia In-Home Healthcare Partnership-VIII, LLC	Ownership	100.000	UnitedHealth Group Incorporated	NO	
		00000	83-2555935				Virginia In-Home Partner-X, LLC	VA	NIA	Virginia In-Home Healthcare Partnership-X, LLC	Ownership	100.000	UnitedHealth Group Incorporated	NO	
		00000	83-2040583				Virginia In-Home Partner-XI, LLC	VA	NIA	Virginia In-Home Healthcare Partnership-XI, LLC	Ownership	100.000	UnitedHealth Group Incorporated	NO	
		00000	86-2445798				Virginia In-Home Partner-XII, LLC	VA	NIA	Virginia In-Home Healthcare Partnership-XII, LLC	Ownership	100.000	UnitedHealth Group Incorporated	NO	
		00000	85-2278858				Virtua-SCA Holdings II, LLC	DE	NIA	SCA Outside New Jersey, LLC	Ownership	45.000	UnitedHealth Group Incorporated	NO	2
		00000	99-1174240				Virtua-SCA Holdings III, LLC	NJ	NIA	Physicians Endoscopy, L.L.C.	Ownership	19.610	UnitedHealth Group Incorporated	NO	2
		00000	47-3247166				Virtua-SCA Holdings, LLC	NJ	NIA	SCA-New Jersey, LLC	Ownership	45.000	UnitedHealth Group Incorporated	NO	2
		00000	85-2408007				Vision NewCo, LLC	DE	NIA	Change Healthcare Resources Holdings, Inc.	Ownership	75.540	UnitedHealth Group Incorporated	NO	
		00000	85-2408007				Vision NewCo, LLC	DE	NIA	Change Healthcare Solutions, LLC	Ownership	24.460	UnitedHealth Group Incorporated	NO	
		00000	85-2558515				Visiting Clinicians, P.C.	TN	NIA	Physician(s) Owned	Influence	0.000	UnitedHealth Group Incorporated	NO	1
		00000	20-5232641				Vital Hospice, Inc.	LA	NIA	Louisiana Health Care Group, L.L.C.	Ownership	100.000	UnitedHealth Group Incorporated	NO	
		00000	27-1348358				Vivify Health, Inc.	DE	NIA	OptumHealth Care Solutions, LLC	Ownership	100.000	UnitedHealth Group Incorporated	NO	
		00000	46-1558718				VPay Benefits Corporation	TX	NIA	VPay, Inc.	Ownership	100.000	UnitedHealth Group Incorporated	NO	
		00000	85-4390422				VPay Intermediate Holdings, LLC	DE	NIA	Optum Financial, Inc.	Ownership	100.000	UnitedHealth Group Incorporated	NO	
		00000	75-2405220				VPay, Inc.	TX	NIA	VPay Intermediate Holdings, LLC	Ownership	100.000	UnitedHealth Group Incorporated	NO	
		00000	47-3337811				Waco Ambulatory Surgery Center, LP	TX	NIA	NCP Cardiac Cath Lab of Waco, LP	Ownership	31.500	UnitedHealth Group Incorporated	NO	
		00000	47-3337811				Waco Ambulatory Surgery Center, LP	TX	NIA	Cardiac Cath Lab of Waco GP, LLC	Ownership	1.000	UnitedHealth Group Incorporated	NO	
		00000	36-4499777				Walnut Hill Surgery Center, LLC	TX	NIA	Surgical Care Affiliates, LLC	Influence	0.000	UnitedHealth Group Incorporated	NO	
		00000	86-0462952				Warner Family Practice, P.C.	AZ	NIA	Physician United PLLC	Ownership	100.000	UnitedHealth Group Incorporated	NO	1
		00000	81-2110483				Washington D.C. Health Care Group, LLC	DC	NIA	LHC Group, Inc.	Ownership	100.000	UnitedHealth Group Incorporated	NO	
		00000	26-3811771				Washington Health Care Group, LLC	WA	NIA	LHC Group, Inc.	Ownership	100.000	UnitedHealth Group Incorporated	NO	
		00000	26-4568497				Washington HomeCare and Hospice of Central Basin, LLC	WA	NIA	Washington Health Care Group, LLC	Ownership	100.000	UnitedHealth Group Incorporated	NO	
		00000	33-2103763				Washington Physical Therapy Services of Mill Creek, LLC	WA	NIA	Washington Health Care Group, LLC	Ownership	100.000	UnitedHealth Group Incorporated	NO	
		00000	20-4885028				Waukegan Hospice, LLC	DE	NIA	AFAM Holding Co, LLC	Ownership	99.000	UnitedHealth Group Incorporated	NO	
		00000	20-4885028				Waukegan Hospice, LLC	DE	NIA	Illinois Home Care Holdings, LLC	Ownership	1.000	UnitedHealth Group Incorporated	NO	
		00000	36-3469841				Wauwatosa Outpatient Surgery Center, LLC	DE	NIA	Surgery Centers-West Holdings, LLC	Ownership	100.000	UnitedHealth Group Incorporated	NO	
		00000	75-2500274				Wayland Square Surgicare GP, Inc.	RI	NIA	Surgery Center Holding, LLC	Ownership	100.000	UnitedHealth Group Incorporated	NO	
		00000	84-2233329				WellMed Florida Medicare ACO, LLC	TX	NIA	WellMed Network of Florida, Inc.	Ownership	100.000	UnitedHealth Group Incorporated	NO	1
		00000	45-2158334				WellMed Florida Services, PLLC	TX	NIA	WellMed Networks, Inc.	Ownership	100.000	UnitedHealth Group Incorporated	NO	1
		00000	84-2193803				WellMed Foundation Medicare ACO, LLC	TX	NIA	WellMed Network of Florida, Inc.	Ownership	100.000	UnitedHealth Group Incorporated	NO	1
		00000	74-2574229				WellMed Medical Group, P.A.	TX	NIA	Physician(s) Owned	Influence	0.000	UnitedHealth Group Incorporated	NO	1
		00000	74-2797745				WellMed Medical Management of Florida, Inc.	FL	NIA	WellMed Medical Management, Inc.	Ownership	100.000	UnitedHealth Group Incorporated	NO	
		00000	74-2786364				WellMed Medical Management, Inc.	TX	NIA	Collaborative Care Holdings, LLC	Ownership	94.000	UnitedHealth Group Incorporated	NO	
		00000	84-2178104				WellMed MSP ACO, LLC	TX	NIA	WellMed Networks, Inc.	Ownership	100.000	UnitedHealth Group Incorporated	NO	1
		00000	84-2204650				WellMed Network Medicare ACO, LLC	TX	NIA	WellMed Networks, Inc.	Ownership	100.000	UnitedHealth Group Incorporated	NO	1
		00000	35-2314192				WellMed Network of Florida, Inc.	TX	NIA	WellMed Networks, Inc.	Ownership	100.000	UnitedHealth Group Incorporated	NO	1
		00000	74-2889447				WellMed Networks, Inc.	TX	NIA	WellMed Medical Group, P.A.	Influence	100.000	UnitedHealth Group Incorporated	NO	1
		00000	92-0183013				WellMed of Las Cruces, Inc.	TX	NIA	WellMed Networks, Inc.	Ownership	100.000	UnitedHealth Group Incorporated	NO	1
		00000	84-2219968				WellMed Texas Medicare ACO, LLC	TX	NIA	WellMed Networks, Inc.	Ownership	99.999	UnitedHealth Group Incorporated	NO	1
		00000	88-2731487				WellSpan-SCA Holdings, LLC	DE	NIA	SCA-Hagerstown, LLC	Ownership	49.000	UnitedHealth Group Incorporated	NO	2
		00000	03-0443397				Wentworth Homecare And Hospice, LLC	NH	NIA	Amedisys New Hampshire, L.L.C.	Ownership	50.000	UnitedHealth Group Incorporated	NO	
		00000	27-2809113				West Coast Endoscopy Holdings, LLC	DE	NIA	SCA Surgery Holdings, LLC	Ownership	100.000	UnitedHealth Group Incorporated	NO	
		00000	26-1266308				West Grove Home Care, LLC	DE	NIA	AFAM Holding Co, LLC	Ownership	100.000	UnitedHealth Group Incorporated	NO	

16.69

STATEMENT AS OF MARCH 31, 2026 OF THE UNITEDHEALTHCARE OF THE MIDLANDS, INC.

SCHEDULE Y
PART 1A - DETAILS OF INSURANCE HOLDING COMPANY SYSTEM

1	2	3	4	5	6	7	8	9	10	11	12	13	14	15	16
Group Code	Group Name	NAIC Company Code	ID Number	Federal RSSD	CIK	Name of Securities Exchange if Publicly Traded (U.S. or International)	Names of Parent, Subsidiaries Or Affiliates	Domiciliary Location	Relationship to Reporting Entity	Directly Controlled by (Name of Entity/Person)	Type of Control (Ownership, Board, Management, Attorney-in-Fact, Influence, Other)	If Control is Ownership Provide Percentage	Ultimate Controlling Entity(ies)/Person(s)	Is an SCA Filing Required? (Yes/No)	*
		00000	26-2947894				West Tennessee HomeCare, LLC	TN	NIA	Tennessee Health Care Group, LLC	Ownership	67.000	UnitedHealth Group Incorporated	NO	
		00000	87-0748651				West Virginia Health Care Group, LLC	WV	NIA	LHC Group, Inc.	Ownership	100.000	UnitedHealth Group Incorporated	NO	
		00000	26-3043290				West Virginia HomeCare, LLC	WV	NIA	West Virginia Health Care Group, LLC	Ownership	100.000	UnitedHealth Group Incorporated	NO	
		00000	83-3393205				West Virginia Physical Therapy Services of Charleston, LLC	WV	NIA	West Virginia Health Care Group, LLC	Ownership	100.000	UnitedHealth Group Incorporated	NO	
		00000	06-1521999				Western Connecticut Orthopedic Surgical Center, LLC	CT	NIA	SCA-Western Connecticut, LLC	Ownership	43.983	UnitedHealth Group Incorporated	NO	2
		00000	16-1365147				Western Region Health Corporation	NY	NIA	Bracor, Inc.	Ownership	100.000	UnitedHealth Group Incorporated	NO	
		00000	47-4468184				Westgreen Surgical Center, LLC	TX	NIA	SC Affiliates, LLC	Ownership	48.999	UnitedHealth Group Incorporated	NO	
		00000	47-4468184				Westgreen Surgical Center, LLC	TX	NIA	SCA Westgreen Holdings, LLC	Ownership	51.001	UnitedHealth Group Incorporated	NO	
		00000	85-3312235				WestHealth JV Holdings, LLC	DE	NIA	SCA West Health Holdings, LLC	Ownership	30.000	UnitedHealth Group Incorporated	NO	2
		00000	37-1763155				WestHealth Surgery Center, LLC	MN	NIA	WestHealth JV Holdings, LLC	Ownership	51.000	UnitedHealth Group Incorporated	NO	2
		00000	45-0636596				WESTMED Practice Partners LLC	DE	NIA	Collaborative Care Holdings, LLC	Ownership	100.000	UnitedHealth Group Incorporated	NO	
		00000	26-0274385				Wetzel County HomeCare, LLC	WV	NIA	West Virginia Health Care Group, LLC	Ownership	100.000	UnitedHealth Group Incorporated	NO	
		00000	47-1823557				Wichita ASC, LP	DE	NIA	Cardiac Cath Lab of Wichita, LP	Ownership	100.000	UnitedHealth Group Incorporated	NO	
		00000	20-5280925				Wichita Falls Texas Home Care, LLC	TX	NIA	AFAM Holding Co, LLC	Ownership	100.000	UnitedHealth Group Incorporated	NO	
		00000	26-3594822				Wilkes-Barre Home Care Services, LLC	DE	NIA	AFAM Holding Co, LLC	Ownership	100.000	UnitedHealth Group Incorporated	NO	
		00000	16-1202250				Willcare Consumer Directed, Inc.	NY	NIA	LHCG New York Holdings, LLC	Ownership	100.000	UnitedHealth Group Incorporated	NO	
		00000	16-1202250				Willcare, Inc.	NY	NIA	Bracor, Inc.	Ownership	100.000	UnitedHealth Group Incorporated	NO	
		00000	36-4440488				Williamsville Consulting, L.L.C.	NY	NIA	Physicians Endoscopy, L.L.C.	Ownership	36.070	UnitedHealth Group Incorporated	NO	2
		00000	88-1643733				Willow Park Endoscopy Center, LLC	TX	NIA	Surgical Care Affiliates, LLC	Influence	0.000	UnitedHealth Group Incorporated	NO	
		00000	27-4816583				Wilson Creek Surgical Center, LLC	TX	NIA	Surgical Care Affiliates, LLC	Influence	0.000	UnitedHealth Group Incorporated	NO	
		00000	46-2578657				Wisconsin Health Care Group, LLC	WI	NIA	LHC Group, Inc.	Ownership	100.000	UnitedHealth Group Incorporated	NO	
		00000	85-3366699				Woodbury Surgery Center, LLC	MN	NIA	SCA Woodbury Holdings, LLC	Ownership	61.486	UnitedHealth Group Incorporated	NO	2
		00000	27-1260681				Woods Home Health, LLC	TN	NIA	Tennessee Health Care Group, LLC	Ownership	100.000	UnitedHealth Group Incorporated	NO	
		00000	26-3375945				Woodward Home Care Services, LLC	DE	NIA	AFAM Holding Co IV, LLC	Ownership	100.000	UnitedHealth Group Incorporated	NO	
		00000	47-4558331				Wt Hospice Holdings, LLC	PA	NIA	Pennsylvania Hospice Holdings, LLC	Ownership	100.000	UnitedHealth Group Incorporated	NO	
		00000	85-3596917				Wyoming Health Care Group, LLC	WY	NIA	LHC Group, Inc.	Ownership	100.000	UnitedHealth Group Incorporated	NO	
		00000	52-2102846				XLHealth Corporation	MD	NIA	United HealthCare Services, Inc.	Ownership	100.000	UnitedHealth Group Incorporated	NO	
		00000	46-3537245				XLHome Michigan, P.C.	MI	NIA	Physician(s) Owned	Influence	0.000	UnitedHealth Group Incorporated	NO	1
		00000	45-5530241				XLHome Northeast, P.C.	NJ	NIA	Physician(s) Owned	Influence	0.000	UnitedHealth Group Incorporated	NO	1
		00000	46-2931689				XLHome Oklahoma, Inc.	OK	NIA	Physician(s) Owned	Influence	0.000	UnitedHealth Group Incorporated	NO	1
		00000	27-3543997				XLHome, P.C.	MD	NIA	Physician(s) Owned	Influence	0.000	UnitedHealth Group Incorporated	NO	1
		00000	81-2385235				Xplor Counseling, LLC	HI	NIA	Refresh Mental Health, Inc.	Ownership	100.000	UnitedHealth Group Incorporated	NO	
		00000	30-0708462				York Home Care Services, LLC	DE	NIA	AFAM Holding Co, LLC	Ownership	100.000	UnitedHealth Group Incorporated	NO	
		00000	99-1074356				Yorktown ASO LLC	DE	NIA	Northern Westchester Facility Project LLC	Ownership	55.000	UnitedHealth Group Incorporated	NO	1
		00000	46-0857425				Yorkville Endoscopy, LLC	NY	NIA	PE Healthcare Associates, LLC	Ownership	32.481	UnitedHealth Group Incorporated	NO	1
		00000	27-5284765				Youngstown Home Care Services, LLC	DE	NIA	AFAM Holding Co, LLC	Ownership	100.000	UnitedHealth Group Incorporated	NO	

Asterisk	Explanation
1	Represents a physician or physicians' owned entity (with respect to the ultimate controlling entity), where the entity is deemed to be influenced by the ultimate controlling entity.
2	Represents a minority-owned entity (with respect to the controlling entity), where the entity is deemed to be influenced by the ultimate controlling entity.

16.70

SUPPLEMENTAL EXHIBITS AND SCHEDULES INTERROGATORIES

The following supplemental reports are required to be filed as part of your statement filing. However, in the event that your company does not transact the type of business for which the special report must be filed, your response of NO to the specific interrogatory will be accepted in lieu of filing a "NONE" report and a bar code will be printed below. If the supplement is required of your company but is not being filed for whatever reason enter SEE EXPLANATION and provide an explanation following the interrogatory questions.

	Response
1. Will the Medicare Part D Coverage Supplement be filed with the state of domicile and the NAIC with this statement?	NO

AUGUST FILING

2. Will the regulator-only (non-public) Communication of Internal Control Related Matters Noted in Audit be filed with the state of domicile and electronically with the NAIC (as a regulator-only non-public document) by August 1? The response for 1st and 3rd quarters should be N/A. A NO response resulting with a bar code is only appropriate in the 2nd quarter.	N/A
--	-----

Explanation:

1.

Bar Code:

1. Medicare Part D Coverage Supplement [Document Identifier 365]



OVERFLOW PAGE FOR WRITE-INS

NONE

STATEMENT AS OF MARCH 31, 2026 OF THE UNITEDHEALTHCARE OF THE MIDLANDS, INC.

SCHEDULE A - VERIFICATION

Real Estate

	1 Year to Date	2 Prior Year Ended December 31
1. Book/adjusted carrying value, December 31 of prior year		
2. Cost of acquired:		
2.1 Actual cost at time of acquisition		
2.2 Additional investment made after acquisition		
3. Current year change in encumbrances		
4. Total gain (loss) on disposals		
5. Deduct amounts received on disposals		
6. Total foreign exchange change in book/adjusted carrying value		
7. Deduct current year's other than temporary impairment recognized		
8. Deduct current year's depreciation		
9. Book/adjusted carrying value at the end of current period (Lines 1+2+3+4-5+6-7-8)		
10. Deduct total nonadmitted amounts		
11. Statement value at end of current period (Line 9 minus Line 10)		

NONE

SCHEDULE B - VERIFICATION

Mortgage Loans

	1 Year to Date	2 Prior Year Ended December 31
1. Book value/recorded investment excluding accrued interest, December 31 of prior year		
2. Cost of acquired:		
2.1 Actual cost at time of acquisition		
2.2 Additional investment made after acquisition		
3. Capitalized deferred interest and other		
4. Accrual of discount		
5. Unrealized valuation increase/(decrease)		
6. Total gain (loss) on disposals		
7. Deduct amounts received on disposals		
8. Deduct amortization of premium and mortgage interest paid and commitment fees		
9. Total foreign exchange change in book value/recorded investment excluding accrued interest		
10. Deduct current year's other than temporary impairment recognized		
11. Book value/recorded investment excluding accrued interest at end of current period (Lines 1+2+3+4+5+6-7-8+9-10)		
12. Total valuation allowance		
13. Subtotal (Line 11 plus Line 12)		
14. Deduct total nonadmitted amounts		
15. Statement value at end of current period (Line 13 minus Line 14)		

NONE

SCHEDULE BA - VERIFICATION

Other Long-Term Invested Assets

	1 Year to Date	2 Prior Year Ended December 31
1. Book/adjusted carrying value, December 31 of prior year	9,851,150	1,978,486
2. Cost of acquired:		
2.1 Actual cost at time of acquisition	0	0
2.2 Additional investment made after acquisition	0	8,993,320
3. Capitalized deferred interest and other	0	0
4. Accrual of discount	0	0
5. Unrealized valuation increase/(decrease)	0	0
6. Total gain (loss) on disposals	0	0
7. Deduct amounts received on disposals	0	0
8. Deduct amortization of premium, depreciation and proportional amortization	283,067	1,120,656
9. Total foreign exchange change in book/adjusted carrying value	0	0
10. Deduct current year's other than temporary impairment recognized	0	0
11. Book/adjusted carrying value at end of current period (Lines 1+2+3+4+5+6-7-8+9-10)	9,568,083	9,851,150
12. Deduct total nonadmitted amounts	0	0
13. Statement value at end of current period (Line 11 minus Line 12)	9,568,083	9,851,150

SCHEDULE D - VERIFICATION

Bonds and Stocks

	1 Year to Date	2 Prior Year Ended December 31
1. Book/adjusted carrying value of bonds and stocks, December 31 of prior year	1,013,541,183	958,827,764
2. Cost of bonds and stocks acquired	187,346,486	382,421,592
3. Accrual of discount	541,653	2,098,855
4. Unrealized valuation increase/(decrease)	(1,333)	(7,594)
5. Total gain (loss) on disposals	(812,563)	826,291
6. Deduct consideration for bonds and stocks disposed of	156,122,745	326,962,121
7. Deduct amortization of premium	950,894	3,663,604
8. Total foreign exchange change in book/adjusted carrying value	0	0
9. Deduct current year's other than temporary impairment recognized	0	0
10. Total investment income recognized as a result of prepayment penalties and/or acceleration fees	0	0
11. Book/adjusted carrying value at end of current period (Lines 1+2+3+4+5-6-7+8-9+10)	1,043,541,787	1,013,541,183
12. Deduct total nonadmitted amounts	0	0
13. Statement value at end of current period (Line 11 minus Line 12)	1,043,541,787	1,013,541,183

STATEMENT AS OF MARCH 31, 2026 OF THE UNITEDHEALTHCARE OF THE MIDLANDS, INC.

SCHEDULE D - PART 1B

Showing the Acquisitions, Dispositions and Non-Trading Activity
During the Current Quarter for all Bonds and Preferred Stock by NAIC Designation

NAIC Designation	1 Book/Adjusted Carrying Value Beginning of Current Quarter	2 Acquisitions During Current Quarter	3 Dispositions During Current Quarter	4 Non-Trading Activity During Current Quarter	5 Book/Adjusted Carrying Value End of First Quarter	6 Book/Adjusted Carrying Value End of Second Quarter	7 Book/Adjusted Carrying Value End of Third Quarter	8 Book/Adjusted Carrying Value December 31 Prior Year
ISSUER CREDIT OBLIGATIONS (ICO)								
1. NAIC 1 (a)	505,302,922	71,446,533	122,861,459	9,337,949	463,225,945	0	0	505,302,922
2. NAIC 2 (a)	166,659,925	62,748,295	12,490,414	(1,717,979)	215,199,827	0	0	166,659,925
3. NAIC 3 (a)	1,284,217	8,200,000	0	(8,196,878)	1,287,339	0	0	1,284,217
4. NAIC 4 (a)	0	0	0	0	0	0	0	0
5. NAIC 5 (a)	0	0	0	0	0	0	0	0
6. NAIC 6 (a)	0	0	0	0	0	0	0	0
7. Total ICO	673,247,064	142,394,828	135,351,873	(576,908)	679,713,111	0	0	673,247,064
ASSET-BACKED SECURITIES (ABS)								
8. NAIC 1	340,294,115	44,951,658	21,583,434	166,333	363,828,672	0	0	340,294,115
9. NAIC 2	0	0	0	0	0	0	0	0
10. NAIC 3	0	0	0	0	0	0	0	0
11. NAIC 4	0	0	0	0	0	0	0	0
12. NAIC 5	0	0	0	0	0	0	0	0
13. NAIC 6	0	0	0	0	0	0	0	0
14. Total ABS	340,294,115	44,951,658	21,583,434	166,333	363,828,672	0	0	340,294,115
PREFERRED STOCK								
15. NAIC 1	0	0	0	0	0	0	0	0
16. NAIC 2	0	0	0	0	0	0	0	0
17. NAIC 3	0	0	0	0	0	0	0	0
18. NAIC 4	0	0	0	0	0	0	0	0
19. NAIC 5	0	0	0	0	0	0	0	0
20. NAIC 6	0	0	0	0	0	0	0	0
21. Total Preferred Stock	0	0	0	0	0	0	0	0
22. Total ICO, ABS & Preferred Stock	1,013,541,179	187,346,486	156,935,307	(410,575)	1,043,541,783	0	0	1,013,541,179

(a) Book/Adjusted Carrying Value column for the end of the current reporting period includes the following amount of short-term and cash equivalent bonds by NAIC designation:

NAIC 1 \$0 ; NAIC 2 \$0 ; NAIC 3 \$0 NAIC 4 \$0 ; NAIC 5 \$0 ; NAIC 6 \$0

S102

Schedule DA - Part 1 - Short-Term Investments

N O N E

Schedule DA - Verification - Short-Term Investments

N O N E

Schedule DB - Part A - Verification - Options, Caps, Floors, Collars, Swaps and Forwards

N O N E

Schedule DB - Part B - Verification - Futures Contracts

N O N E

Schedule DB - Part C - Section 1 - Replication (Synthetic Asset) Transactions (RSATs) Open

N O N E

Schedule DB-Part C-Section 2-Reconciliation of Replication (Synthetic Asset) Transactions Open

N O N E

Schedule DB - Verification - Book/Adjusted Carrying Value, Fair Value and Potential Exposure of
Derivatives

N O N E

SCHEDULE E - PART 2 - VERIFICATION

(Cash Equivalents)

	1	2
	Year To Date	Prior Year Ended December 31
1. Book/adjusted carrying value, December 31 of prior year	222,558,526	153,702,150
2. Cost of cash equivalents acquired	2,291,700,598	8,294,113,319
3. Accrual of discount	0	19,403
4. Unrealized valuation increase/(decrease)	0	0
5. Total gain (loss) on disposals	0	0
6. Deduct consideration received on disposals	2,317,975,536	8,225,276,346
7. Deduct amortization of premium	0	0
8. Total foreign exchange change in book/adjusted carrying value	0	0
9. Deduct current year's other than temporary impairment recognized	0	0
10. Book/adjusted carrying value at end of current period (Lines 1+2+3+4+5-6-7+8-9)	196,283,588	222,558,526
11. Deduct total nonadmitted amounts	0	0
12. Statement value at end of current period (Line 10 minus Line 11)	196,283,588	222,558,526

Schedule A - Part 2 - Real Estate Acquired and Additions Made

N O N E

Schedule A - Part 3 - Real Estate Disposed

N O N E

Schedule B - Part 2 - Mortgage Loans Acquired and Additions Made

N O N E

Schedule B - Part 3 - Mortgage Loans Disposed, Transferred or Repaid

N O N E

Schedule BA - Part 2 - Other Long-Term Invested Assets Acquired and Additions Made

N O N E

Schedule BA - Part 3 - Other Long-Term Invested Assets Disposed, Transferred or Repaid

N O N E

STATEMENT AS OF MARCH 31, 2026 OF THE UNITEDHEALTHCARE OF THE MIDLANDS, INC.

SCHEDULE D - PART 3

Show All Long-Term Bonds and Stocks Acquired During the Current Quarter

1	2	3	4	5	6	7	8	9
CUSIP Identification	Description	Date Acquired	Name of Vendor	Number of Shares of Stock	Actual Cost	Par Value	Paid for Accrued Interest and Dividends	NAIC Designation, NAIC Designation Modifier and SVO Administrative Symbol
91087B-BQ-2	UNITED MEXICAN STATES Corp Note Call MW 5.625% 02/09/34	01/06/2026	Merrill Lynch		2,602,600	2,600,000	0	2.B FE
0039999999. Subtotal - issuer credit obligations - non-U.S. sovereign jurisdiction securities					2,602,600	2,600,000	0	XXX
83715B-CJ-4	SOUTH CAROLINA ST PUBLIC SVC A Rev Bond Call 5.000% 12/01/29	03/12/2026	Tax Free Exchange		30,155	30,000	421	2.B FE
83715B-CK-1	SOUTH CAROLINA ST PUBLIC SVC A Rev Bond Call 5.000% 12/01/30	03/12/2026	Tax Free Exchange		30,152	30,000	421	2.B FE
83715B-CX-3	SOUTH CAROLINA ST PUBLIC SVC A Rev Bond Call 5.000% 12/01/29	03/12/2026	Tax Free Exchange		60,311	60,000	842	1.G FE
83715B-CY-1	SOUTH CAROLINA ST PUBLIC SVC A Rev Bond Call 5.000% 12/01/30	03/12/2026	Tax Free Exchange		70,355	70,000	982	1.G FE
0059999999. Subtotal - issuer credit obligations - municipal bonds - special revenue					190,973	190,000	2,666	XXX
02005N-CA-6	ALLY FINANCIAL INC Corp Note Call MW 5.548% 07/31/33	01/20/2026	Merrill Lynch		1,603,696	1,600,000	42,165	2.C FE
025816-ES-4	AMERICAN EXPRESS CO Corp Note Call MW 5.412% 02/08/41	02/03/2026	Morgan Stanley		1,188,000	1,188,000	0	2.A FE
05724B-AP-4	BAKER HUGHES LLC/CO-OBL Corp Note Call MW 5.000% 06/15/36	03/05/2026	Goldman Sachs		2,163,250	2,171,000	0	1.G FE
06051G-KQ-1	BANK OF AMER CORP Corp Note Call 4.571% 04/27/33	03/26/2026	Merrill Lynch		1,177,608	1,200,000	22,855	1.G FE
11135F-CC-3	BROADCOM INC Corp Note Call MW 4.550% 02/15/32	03/26/2026	Wells Fargo		2,571,218	2,600,000	13,802	1.G FE
14040H-DP-7	CAPITAL ONE FINL Corp Note Call 4.722% 01/30/32	01/29/2026	Various		4,327,716	4,326,000	0	2.A FE
172967-PA-3	CITIGROUP INC Corp Note Call MW 6.270% 11/17/33	03/23/2026	Merrill Lynch		5,355,300	5,000,000	110,596	1.G FE
174610-BH-7	CITIZENS FINANCIAL GROUP Corp Note Call MW 5.718% 07/23/32	01/13/2026	JP Morgan Chase		2,835,837	2,700,000	73,333	2.A FE
174610-BK-0	CITIZENS FINANCIAL GROUP Corp Note Call 5.299% 01/29/36	01/22/2026	Various		883,590	881,000	0	2.B FE
21036P-BP-2	CONSTELLATION BRANDS INC Corp Note Call MW 4.900% 05/01/33	01/22/2026	Goldman Sachs		2,217,226	2,200,000	24,554	2.B FE
24703T-AJ-5	DELL INT LLC / EMC CORP Corp Note Call MW 8.100% 07/15/36	01/14/2026	Barclays Group Inc.		2,423,780	2,000,000	0	2.B FE
30303M-BN-5	META PLATFORMS INC Corp Note Call MW 4.950% 05/15/33	03/26/2026	Wells Fargo		3,322,935	3,300,000	59,895	1.D FE
316773-DP-2	FIFTH THIRD BANCORP Corp Note Call MW 5.141% 01/29/37	01/26/2026	Morgan Stanley		1,963,000	1,963,000	0	2.A FE
319626-AA-5	FIRST CITIZENS BANCSHARE Corp Note Call 5.600% 09/05/35	01/13/2026	Wells Fargo		3,293,895	3,300,000	66,220	2.C FE
38141G-ZM-9	GOLDMAN SACHS GP Corp Note Call MW 3.102% 02/24/33	03/23/2026	Goldman Sachs		5,708,052	6,300,000	16,286	2.A FE
38145G-AS-9	GOLDMAN SACHS GROUP INC Corp Note Call MW 5.065% 01/21/37	01/15/2026	Goldman Sachs		2,426,424	2,424,000	0	1.F FE
38145G-AT-7	GOLDMAN SACHS GROUP INC Corp Note Call MW 5.541% 01/21/47	01/15/2026	Various		1,425,904	1,426,000	0	1.F FE
38145G-AU-4	GOLDMAN SACHS GROUP INC Corp Note Call MW 5.387% 02/02/41	01/26/2026	Goldman Sachs		2,467,000	2,467,000	0	2.B FE
444859-CA-8	HUMANA INC Corp Note Call MW 5.375% 04/15/31	01/13/2026	Morgan Stanley		1,965,189	1,900,000	25,248	2.B FE
446150-BL-7	HUNTINGTON BANCS Corp Note Call 5.605% 01/28/41	01/23/2026	CitiGroup		2,600,000	2,600,000	0	2.A FE
46647P-FG-6	JPMORGAN CHASE Corp Note Call MW 4.347% 01/22/32	01/14/2026	JP Morgan Chase		2,400,000	2,400,000	0	1.E FE
46647P-FJ-0	JPMORGAN CHASE Corp Note Call MW 4.898% 01/22/37	01/14/2026	JP Morgan Chase		1,980,000	1,980,000	0	1.E FE
46656P-AD-6	JABIL INC Corp Note Call MW 4.750% 02/01/33	01/14/2026	Various		1,770,592	1,782,000	0	2.C FE
47233W-LL-1	JEFFERIES FIN GROUP INC Corp Note Call MW 5.500% 02/15/36	01/13/2026	Various		2,097,123	2,108,000	0	2.B FE
49326E-ER-0	KEYCORP Corp Note Call MW 5.305% 01/28/37	01/21/2026	Various		3,004,097	2,994,000	0	2.B FE
61747Y-EU-5	MORGAN STANLEY Corp Note Call MW 4.889% 07/20/33	03/23/2026	Morgan Stanley		2,795,744	2,800,000	24,336	1.E FE
61747Y-EY-7	MORGAN STANLEY Corp Note Call MW 6.342% 10/18/33	03/23/2026	Morgan Stanley		5,252,408	4,900,000	134,662	1.E FE
61748U-AP-7	MORGAN STANLEY Corp Note Call MW 5.314% 01/18/41	01/16/2026	Morgan Stanley		2,392,812	2,392,000	0	2.A FE
61748U-AS-1	MORGAN STANLEY Corp Note Call MW 4.493% 01/16/32	01/16/2026	Morgan Stanley		2,578,472	2,579,000	0	1.E FE
665772-DB-2	NORTHERN ST PR-M Corp Note Call MW 4.850% 05/15/36	03/06/2026	BNP Paribas Securities Corp		3,477,037	3,481,000	0	1.E FE
67103H-AP-2	O'REILLY AUTOMOTIVE INC Corp Note Call MW 5.100% 03/12/36	03/06/2026	Merrill Lynch		2,323,661	2,325,000	0	2.B FE
68389X-DY-8	ORACLE CORP Corp Note Call MW 5.350% 05/04/33	02/02/2026	Merrill Lynch		1,679,177	1,680,000	0	2.B FE
693475-OF-0	PNC FINANCIAL Corp Note Call 5.423% 01/25/41	01/21/2026	Various		1,908,933	1,905,000	0	1.G FE
754730-AJ-8	RAYMOND JAMES FINANCIAL Corp Note Call MW 4.900% 09/11/35	01/20/2026	DOMINION Securities		1,971,960	2,000,000	35,389	1.G FE
87264A-DW-2	T-MOBILE USA INC Corp Note Call MW 4.625% 01/15/33	01/22/2026	JP Morgan Chase		1,886,168	1,900,000	25,386	2.A FE
89788M-AW-2	TRUIST FINANCIAL CORP Corp Note Call MW 4.597% 01/27/32	01/22/2026	Various		1,712,380	1,711,000	0	1.G FE
91159H-JY-7	US BANCORP Corp Note Call MW 5.033% 01/26/37	01/21/2026	US Bank		1,800,000	1,800,000	0	1.F FE
95000U-3B-7	WELLS FARGO CO Corp Note Call MW 4.897% 07/25/33	03/23/2026	Wells Fargo		6,072,672	6,100,000	48,956	2.A FE
95000U-4E-0	WELLS FARGO CO Corp Note Call MW 4.960% 01/23/37	01/15/2026	Wells Fargo		2,286,000	2,286,000	0	1.E FE
05571A-BF-1	BPCE SA Corp Note Call 144A 5.417% 01/13/37	01/22/2026	JP Morgan Chase		3,695,967	3,700,000	5,567	2.A FE
09659W-3E-2	BNP PARIBAS Corp Note Call 144A 4.916% 01/15/34	01/07/2026	BNP Paribas Securities Corp		4,465,000	4,465,000	0	1.G FE
225401-AU-2	CREDIT SUISSE Corp Note Call MW 144A 3.091% 05/14/32	03/26/2026	CitiGroup		3,109,776	3,400,000	38,826	1.F FE
225401-BT-4	CREDIT SUISSE Corp Note Call 144A 5.199% 08/10/37	02/05/2026	UBS Financial Services		1,522,000	1,522,000	0	1.F FE
23636A-BN-0	DANSKE BANK A/S Corp Note Call 144A 4.999% 03/27/32	03/24/2026	CitiGroup		1,727,000	1,727,000	0	1.G FE
404280-FG-9	HSBC HOLDINGS PLC Corp Note Call MW 5.133% 11/06/36	01/20/2026	HSBC Securities Inc		3,186,592	3,200,000	34,220	1.G FE
55608J-BN-7	MACQUARIE GROUP Corp Note Call 144A 5.887% 06/15/34	01/13/2026	Nomura Securities		3,297,966	3,100,000	14,701	1.F FE
60687Y-DS-5	MIZUHO FINANCIAL Corp Note Call 5.050% 05/12/37	02/05/2026	Mizuho Investor Sec Co		8,200,000	8,200,000	0	1.G FE
86562M-ED-8	SUMITOMO MITSUI FINL GRP Corp Note Call 4.494% 01/15/32	01/06/2026	Pershing		2,796,696	2,796,000	0	1.G FE
892938-AA-9	TRANE TECH FIN LTD Corp Note Call MW 5.250% 03/03/33	03/26/2026	Susquehanna Intl Grp		3,685,572	3,600,000	12,600	1.G FE

E04

STATEMENT AS OF MARCH 31, 2026 OF THE UNITEDHEALTHCARE OF THE MIDLANDS, INC.

SCHEDULE D - PART 3

Show All Long-Term Bonds and Stocks Acquired During the Current Quarter

1	2	3	4	5	6	7	8	9
CUSIP Identification	Description	Date Acquired	Name of Vendor	Number of Shares of Stock	Actual Cost	Par Value	Paid for Accrued Interest and Dividends	NAIC Designation, NAIC Designation Modifier and SVO Administrative Symbol
008999999	Subtotal - issuer credit obligations - corporate bonds (unaffiliated)				136,993,425	136,379,000	829,597	XXX
53359K-AD-3	LINCOLN FIN GLBL FUNDING Corp Note Non Call 144A 4.200% 01/12/29	01/05/2026	BNP Paribas Securities Corp		753,119	753,000	0	1.E FE
012999999	Subtotal - issuer credit obligations - single entity backed obligations (unaffiliated)				753,119	753,000	0	XXX
756109-CX-0	REALTY INCOME Corp Note Call MW 4.500% 02/01/33	03/26/2026	Banco Bilbao Viscaya Argentar		1,855,711	1,900,000	13,300	1.G FE
016999999	Subtotal - issuer credit obligations - bonds issued by funds representing operating entities (unaffiliated)				1,855,711	1,900,000	13,300	XXX
048999999	Total - issuer credit obligations (unaffiliated)				142,394,828	141,822,000	845,563	XXX
049999999	Total - issuer credit obligations (affiliated)				0	0	0	XXX
050999997	Total - issuer credit obligations - Part 3				142,394,828	141,822,000	845,563	XXX
050999998	Total - issuer credit obligations - Part 5				XXX	XXX	XXX	XXX
050999999	Total - issuer credit obligations				142,394,828	141,822,000	845,563	XXX
3137HL-VM-1	FHLMC FHR 5547 HZ RMBS 5.000% 06/25/55	01/15/2026	Goldman Sachs Asset Management		3,538,099	3,618,382	7,538	1.B FE
3137HL-VM-1	FHLMC FHR 5547 HZ RMBS 5.000% 06/25/55	03/01/2026	Interest Capitalization		30,216	30,216	0	1.B FE
3140W3-D2-2	FNMA Pool FA2820 MBS 5.500% 10/01/54	02/12/2026	Goldman Sachs Asset Management		3,091,921	3,003,916	5,507	1.A
3142GU-TD-5	FHLMC Pool RJ4147 MBS 5.500% 05/01/55	03/24/2026	Morgan Stanley		3,908,353	3,865,471	14,173	1.A
103999999	Subtotal - asset-backed securities - financial asset-backed securities - self-liquidating - agency residential mortgage-backed securities - not/partially guaranteed (not exempt from RBC)				10,568,589	10,517,985	27,218	XXX
05608M-AA-4	BX Trust BX 2020-VIV4 A CMBS 144A 2.843% 03/09/44	03/23/2026	JP Morgan Chase		644,209	697,385	1,267	1.A
05619T-AA-6	BX Trust BX 2025-ARIA A CMBS 144A 5.031% 12/13/42	03/23/2026	Various		6,450,344	6,400,000	18,335	1.A FM
10635A-AA-7	BRCK BRCK 2025-830B A CMBS 144A 4.476% 12/10/30	01/14/2026	Wachovia Bank		3,592,366	3,559,000	6,859	1.A FM
266895-AA-9	DURST Commercial Mortgage Trus DURST 2025-151 A CMBS 144A 4.802% 08/10/42	03/23/2026	Various		3,887,186	3,800,000	8,257	1.A FM
45006H-AA-9	IRV Trust IRV 2025-200P A CMBS 144A 5.295% 03/14/47	03/23/2026	Merrill Lynch		708,203	700,000	2,368	1.A FM
78451F-AA-4	SLG Trust SLG 2026-OMA A CMBS 144A 4.965% 04/15/41	03/20/2026	Wachovia Bank		6,114,000	6,114,000	5,060	1.A FE
107999999	Subtotal - asset-backed securities - financial asset-backed securities - self-liquidating - non-agency commercial mortgage-backed securities (unaffiliated)				21,396,308	21,270,385	42,146	XXX
696926-AN-4	Palmer Square CLO Ltd PLMRS 2023-3A BR CLO 144A 5.218% 01/20/39	01/13/2026	SG Cowen and Company		3,614,760	3,600,000	0	1.C FE
70018A-AW-0	Park Avenue Institutional Advi PAIA 2019-2A A2RR CLO 144A 5.160% 10/15/34	01/16/2026	Mizuho Investor Sec Co		3,772,000	3,772,000	0	1.C FE
78110A-AE-0	RR Ltd RRAM 2026-43A A2 CLO 144A 5.169% 10/15/39	01/23/2026	Bank of Nova Scotia		3,000,000	3,000,000	0	1.C FE
89623H-AW-9	Trimaran CAVU Ltd CAVU 2023-2A BR CLO 144A 5.213% 01/20/39	01/20/2026	JP Morgan Chase		2,600,000	2,600,000	0	1.C FE
109999999	Subtotal - asset-backed securities - financial asset-backed securities - self-liquidating - non-agency - CLOs/CBOs/CDOs (unaffiliated)				12,986,760	12,972,000	0	XXX
188999999	Total - asset-backed securities (unaffiliated)				44,951,657	44,760,370	69,364	XXX
189999999	Total - asset-backed securities (affiliated)				0	0	0	XXX
190999997	Total - asset-backed securities - Part 3				44,951,657	44,760,370	69,364	XXX
190999998	Total - asset-backed securities - Part 5				XXX	XXX	XXX	XXX
190999999	Total - asset-backed securities				44,951,657	44,760,370	69,364	XXX
200999999	Total - issuer credit obligations and asset-backed securities				187,346,485	186,582,370	914,927	XXX
450999997	Total - preferred stocks - Part 3				0	XXX	0	XXX
450999998	Total - preferred stocks - Part 5				XXX	XXX	XXX	XXX
450999999	Total - preferred stocks				0	XXX	0	XXX
598999997	Total - common stocks - Part 3				0	XXX	0	XXX
598999998	Total - common stocks - Part 5				XXX	XXX	XXX	XXX
598999999	Total - common stocks				0	XXX	0	XXX
599999999	Total - preferred and common stocks				0	XXX	0	XXX
600999999	Totals				187,346,485	186,582,370	914,927	XXX

STATEMENT AS OF MARCH 31, 2026 OF THE UNITEDHEALTHCARE OF THE MIDLANDS, INC.

SCHEDULE D - PART 4

Show All Long-Term Bonds and Stocks Sold, Redeemed or Otherwise Disposed of During the Current Quarter

1	2	3	4	5	6	7	8	9	Change In Book/Adjusted Carrying Value					15	16	17	18	19	20	21
									10	11	12	13	14							
CUSIP Identification	Description	Disposal Date	Name of Purchaser	Number of Shares of Stock	Consideration	Par Value	Actual Cost	Prior Year Book/Adjusted Carrying Value	Unrealized Valuation Increase/(Decrease)	Current Year's (Amortization)/Accretion	Current Year's Other Than Temporary Impairment Recognized	Total Change in Book/Adjusted Carrying Value (10 + 11 - 12)	Total Foreign Exchange Change in Book /Adjusted Carrying Value	Book/Adjusted Carrying Value at Disposal Date	Foreign Exchange Gain (Loss) on Disposal	Realized Gain (Loss) on Disposal	Total Gain (Loss) on Disposal	Bond Interest/Stock Dividends Received During Year	Stated Contractual Maturity Date	NAIC Designation, NAIC Designation Modifier and SVO Administrative Symbol
..912828-ZQ-6	US Treasury Note 0.625% 05/15/30	01/14/2026	JP Morgan Chase		8,787,076	10,000,000	8,164,103	8,818,594	0	9,711	0	9,711	0	8,828,305	0	(41,229)	(41,229)	10,532	05/15/2030	1.A
..91282C-EV-9	US Treasury Note 3.250% 06/30/29	01/14/2026	Merrill Lynch		4,743,921	4,800,000	4,853,269	4,828,045	0	(296)	0	(296)	0	4,827,749	0	(83,827)	(83,827)	6,464	06/30/2029	1.A
..91282C-EW-7	US Treasury Note 3.250% 06/30/27	01/15/2026	Citadel Securities		2,688,811	2,700,000	2,729,013	2,709,153	0	(250)	0	(250)	0	2,708,903	0	(20,092)	(20,092)	3,878	06/30/2027	1.A
..91282C-GB-1	US Treasury Note 3.875% 12/31/29	01/14/2026	Greenwich Cap Mkts		4,032,955	4,000,000	4,078,141	4,060,481	0	(551)	0	(551)	0	4,059,931	0	(26,975)	(26,975)	6,423	12/31/2029	1.A
..91282C-LJ-8	US Treasury Note 3.750% 08/31/31	01/14/2026	Nomura Securities		3,989,515	4,000,000	4,056,266	4,046,831	0	(289)	0	(289)	0	4,046,542	0	(57,027)	(57,027)	56,768	08/31/2031	1.A
..91282C-NX-5	US Treasury Note 3.625% 08/31/30	01/20/2026	JP Morgan Chase		26,869,136	27,100,000	27,203,833	27,198,076	0	(1,037)	0	(1,037)	0	27,197,039	0	(327,903)	(327,903)	388,065	08/31/2030	1.A
0019999999. Subtotal - issuer credit obligations - U.S. government obligations (exempt from RBC)					51,111,414	52,600,000	51,084,625	51,661,180	0	7,288	0	7,288	0	51,668,469	0	(557,053)	(557,053)	472,130	XXX	XXX
..880591-EZ-1	TENN VALLEY AUTHORITY Note Non Call 3.875% 03/15/28	03/23/2026	Keybank Capital Markets		2,390,693	2,390,000	2,370,569	2,380,881	0	896	0	896	0	2,381,778	0	8,915	8,915	48,622	03/15/2028	1.A
0029999999. Subtotal - issuer credit obligations - other U.S. government obligations (not exempt from RBC)					2,390,693	2,390,000	2,370,569	2,380,881	0	896	0	896	0	2,381,778	0	8,915	8,915	48,622	XXX	XXX
..445047-DU-4	HUMBLE TX INDEP GO Cont Call 5.000%	02/15/2026	Call 100.0000		1,600,000	1,600,000	1,874,256	1,604,225	0	(4,225)	0	(4,225)	0	1,600,000	0	0	0	40,000	02/15/2028	1.A FE
..821686-3T-7	SHELBY CNTY TN GO Call 5.000% 04/01/41	03/25/2026	JP Morgan Chase		1,628,955	1,500,000	1,615,740	1,608,706	0	(2,576)	0	(2,576)	0	1,606,130	0	22,826	22,826	36,458	04/01/2041	1.B FE
..882724-AM-9	TEXAS ST GO Cont Call 5.000% 10/01/29	03/23/2026	JP Morgan Chase		1,817,267	1,755,000	2,084,940	1,817,013	0	(7,799)	0	(7,799)	0	1,809,215	0	8,053	8,053	42,169	10/01/2029	1.A FE
..938395-RM-4	WASHINGTON & CLA GO Cont Call 5.000% 06/15/29	03/23/2026	JP Morgan Chase		3,086,130	3,000,000	3,546,750	3,088,164	0	(13,462)	0	(13,462)	0	3,074,701	0	11,429	11,429	41,250	06/15/2029	1.B FE
0049999999. Subtotal - issuer credit obligations - municipal bonds - general obligations (direct and guaranteed)					8,132,352	7,855,000	9,121,686	8,118,108	0	(28,062)	0	(28,062)	0	8,090,046	0	42,308	42,308	159,877	XXX	XXX
..167562-TD-9	CHICAGO IL MIDWAY ARPT REVENUE Rev Bond Non Call 5.000% 01/01/32	03/23/2026	Wells Fargo		8,155,768	7,545,000	8,316,929	8,144,176	0	(20,514)	0	(20,514)	0	8,123,663	0	32,105	32,105	275,602	01/01/2032	1.F FE
..45505T-XV-8	INDIANA ST HSG & Rev Bond Cont Call 4.750% 07/01/52	01/01/2026	Call 100.0000		255,000	255,000	267,689	263,547	0	0	0	0	0	263,547	0	(8,547)	(8,547)	6,056	07/01/2052	1.B FE
..574296-BL-2	MARYLAND ST STAD Rev Bond Cont Call 5.000% 05/01/30	03/23/2026	Pershing		810,433	775,000	910,586	812,138	0	(3,499)	0	(3,499)	0	808,639	0	1,794	1,794	15,392	05/01/2030	1.D FE
..60416T-SV-1	MINNESOTA ST HSG Rev Bond Call 4.337% 01/01/47	02/01/2026	Call 100.0000		80,000	80,000	80,000	80,000	0	0	0	0	0	80,000	0	0	0	1,807	01/01/2047	1.B FE
..64971W-U6-5	NEW YORK CITY NY Rev Bond Cont Call 5.000% 11/01/29	03/23/2026	JP Morgan Chase		1,792,998	1,750,000	2,061,535	1,796,481	0	(7,778)	0	(7,778)	0	1,788,703	0	4,294	4,294	34,757	11/01/2029	1.A FE
..67766W-XV-9	OHIO ST WTR DEV AUTH WTR POLL Rev Bond Cont Call 5.000% 12/01/29	03/23/2026	Mesirow Cap Inc		2,575,225	2,500,000	2,950,050	2,571,191	0	(11,161)	0	(11,161)	0	2,560,030	0	15,195	15,195	39,236	12/01/2029	1.A FE
..837151-PK-9	SOUTH CAROLINA ST PUBLIC SVC A Rev Bond Cont Call 5.000% 12/01/29	03/12/2026	Tax Free Exchange		90,466	90,000	109,056	90,869	0	(403)	0	(403)	0	90,466	0	0	0	1,263	12/01/2029	1.G FE
..837151-PL-7	SOUTH CAROLINA ST PUBLIC SVC A Rev Bond Cont Call 5.000% 12/01/30	03/12/2026	Tax Free Exchange		100,507	100,000	120,671	100,945	0	(438)	0	(438)	0	100,507	0	0	0	1,403	12/01/2030	1.G FE
0059999999. Subtotal - issuer credit obligations - municipal bonds - special revenue					13,860,397	13,095,000	14,816,516	13,859,347	0	(43,793)	0	(43,793)	0	13,815,555	0	44,841	44,841	375,516	XXX	XXX
..00287Y-BV-0	ABBVIE INC Corp Note Call MW 2.950% 11/21/26	01/13/2026	Goldman Sachs		655,433	660,000	659,317	659,892	0	4	0	4	0	659,896	0	(4,463)	(4,463)	2,866	11/21/2026	1.G FE
..00914A-AM-4	AIR LEASE CORP Corp Note Call MW 1.875% 08/15/26	01/13/2026	Pershing		1,164,212	1,180,000	1,170,879	1,178,868	0	64	0	64	0	1,178,932	0	(14,720)	(14,720)	9,157	08/15/2026	2.B FE
..01400E-AA-1	ALCON FINANCE CORP Corp Note Call MW 144A 2.750% 09/23/26	01/13/2026	JP Morgan Chase		257,795	260,000	258,721	259,856	0	7	0	7	0	259,863	0	(2,068)	(2,068)	2,205	09/23/2026	2.A FE
..023135-CF-1	AMAZON.COM INC Corp Note Call MW 3.300% 04/13/27	01/13/2026	Morgan Stanley		1,512,917	1,520,000	1,516,869	1,519,149	0	23	0	23	0	1,519,172	0	(6,255)	(6,255)	12,679	04/13/2027	1.D FE
..035240-AQ-3	ANHEUSER-BUSCH Corp Note Call MW 4.750% 01/23/29	01/15/2026	ING Group		2,348,415	2,300,000	2,609,833	2,403,024	0	(1,422)	0	(1,422)	0	2,401,602	0	(53,187)	(53,187)	52,501	01/23/2029	1.G FE
..038222-AL-9	APPLIED MATERIALS INC Corp Note Call MW 3.300% 04/01/27	01/15/2026	Barclays Group Inc.		576,822	580,000	577,941	579,705	0	10	0	10	0	579,714	0	(2,893)	(2,893)	5,583	04/01/2027	1.F FE
..06051G-HT-9	BANK OF AMER CRP Corp Note Call MW 3.559% 04/23/27	01/13/2026	ING Group		1,098,229	1,100,000	1,100,000	1,100,000	0	0	0	0	0	1,100,000	0	(1,771)	(1,771)	8,809	04/23/2027	1.E FE
..06051G-JF-7	BANK OF AMER CRP Corp Note Call MW 1.898% 07/23/31	03/23/2026	Merrill Lynch		1,782,380	2,000,000	1,702,680	1,743,867	0	9,224	0	9,224	0	1,753,091	0	29,289	29,289	25,412	07/23/2031	1.G FE

E05

STATEMENT AS OF MARCH 31, 2026 OF THE UNITEDHEALTHCARE OF THE MIDLANDS, INC.

SCHEDULE D - PART 4

Show All Long-Term Bonds and Stocks Sold, Redeemed or Otherwise Disposed of During the Current Quarter

1	2	3	4	5	6	7	8	9	Change In Book/Adjusted Carrying Value					15	16	17	18	19	20	21
									10	11	12	13	14							
CUSIP Identification	Description	Disposal Date	Name of Purchaser	Number of Shares of Stock	Consideration	Par Value	Actual Cost	Prior Year Book/ Adjusted Carrying Value	Unrealized Valuation Increase/ (Decrease)	Current Year's (Amortization)/ Accretion	Current Year's Other Than Temporary Impairment Recognized	Total Change in Book/ Adjusted Carrying Value (10 + 11 - 12)	Total Foreign Exchange Change in Book /Adjusted Carrying Value	Book/ Adjusted Carrying Value at Disposal Date	Foreign Exchange Gain (Loss) on Disposal	Realized Gain (Loss) on Disposal	Total Gain (Loss) on Disposal	Bond Interest/ Stock Dividends Received During Year	Stated Contractual Maturity Date	NAIC Designation, NAIC Designation Modifier and SVO Administrative Symbol
..06051G-KJ-7	BANK OF AMER CRP Corp Note Call MW 2.551% 02/04/28	01/13/2026	Merrill Lynch	600,350	600,350	610,000	610,000	610,000	0	0	0	0	0	610,000	0	(9,650)	(9,650)	6,916	02/04/2028	1.G FE
..06051G-KK-4	BANK OF AMER CRP Corp Note Call MW 2.972% 02/04/33	03/25/2026	Merrill Lynch	3,617,840	3,617,840	4,000,000	3,494,960	3,557,725	0	14,400	0	14,400	0	3,572,125	0	45,715	45,715	76,612	02/04/2033	1.G FE
..11135F-AN-1	BROADCOM INC Corp Note Call MW 3.459% 09/15/26	01/13/2026	Goldman Sachs	997,690	997,690	1,000,000	990,844	998,843	0	58	0	58	0	998,901	0	(1,211)	(1,211)	11,434	09/15/2026	1.G FE
..12189L-BA-8	BURLINGTON NORTH Corp Note Call MW 3.250% 06/15/27	01/15/2026	US Bank	893,097	893,097	900,000	897,723	899,645	0	10	0	10	0	899,655	0	(6,558)	(6,558)	2,519	06/15/2027	1.F FE
..126650-CX-6	CVS HEALTH CORP Corp Note Call MW 4.300% 03/25/28	01/13/2026	Goldman Sachs	1,818,711	1,818,711	1,813,000	1,915,471	1,839,504	0	(469)	0	(469)	0	1,839,034	0	(20,323)	(20,323)	23,604	03/25/2028	2.B FE
..172967-LW-9	CITIGROUP INC Corp Note Call 4.075% 04/23/29	01/15/2026	Pershing	1,797,174	1,797,174	1,800,000	1,936,746	1,839,353	0	(682)	0	(682)	0	1,838,671	0	(41,497)	(41,497)	16,911	04/23/2029	1.G FE
..21871X-AD-1	COREBRIDGE FIN Corp Note Call MW 3.650% 04/05/27	01/13/2026	Merrill Lynch	596,292	596,292	600,000	599,337	599,781	0	6	0	6	0	599,787	0	(3,495)	(3,495)	6,023	04/05/2027	2.A FE
..30231G-BJ-0	EXXON MOBIL CORPORATION Corp Note Call MW 3.294% 03/19/27	01/13/2026	US Bank	1,393,350	1,393,350	1,400,000	1,400,000	1,400,000	0	0	0	0	0	1,400,000	0	(6,650)	(6,650)	14,732	03/19/2027	1.D FE
..337738-AT-5	FISERV INC Corp Note Call MW 3.200% 07/01/26	01/13/2026	Market Axess	647,511	647,511	650,000	649,955	649,997	0	0	0	0	0	649,997	0	(2,486)	(2,486)	11,151	07/01/2026	2.B FE
..38141G-WZ-3	GOLDMAN SACHS GP Corp Note Call MW 4.223% 05/01/29	01/15/2026	Pershing	1,802,826	1,802,826	1,800,000	1,933,722	1,839,083	0	(671)	0	(671)	0	1,838,412	0	(35,586)	(35,586)	15,836	05/01/2029	2.A FE
..38141G-ZK-3	GOLDMAN SACHS GP Corp Note Call MW 2.640% 02/24/28	01/15/2026	Market Axess	876,178	876,178	890,000	890,000	890,000	0	0	0	0	0	890,000	0	(13,822)	(13,822)	9,268	02/24/2028	1.F FE
..459200-KM-2	IBM CORP Corp Note Call MW 2.200% 02/09/27	01/13/2026	Goldman Sachs	550,351	550,351	560,000	559,922	559,982	0	1	0	1	0	559,982	0	(9,631)	(9,631)	5,304	02/09/2027	1.G FE
..46647P-AM-8	JPMORGAN CHASE Corp Note Call MW 3.509% 01/23/29	01/15/2026	Instinet	1,088,274	1,088,274	1,100,000	1,100,000	1,100,000	0	0	0	0	0	1,100,000	0	(11,726)	(11,726)	18,549	01/23/2029	1.F FE
..46647P-CP-9	JPMORGAN CHASE Corp Note Call MW 1.470% 09/22/27	01/13/2026	Instinet	1,965,500	1,965,500	2,000,000	2,000,000	2,000,000	0	0	0	0	0	2,000,000	0	(34,500)	(34,500)	9,147	09/22/2027	1.E FE
..46647P-EQ-5	JPMORGAN CHASE Corp Note Call MW 4.603% 10/22/30	03/23/2026	JP Morgan Chase	1,202,352	1,202,352	1,200,000	1,200,000	1,200,000	0	0	0	0	0	1,200,000	0	2,352	2,352	23,322	10/22/2030	1.E FE
..512807-AS-7	LAM RESEARCH Corp Note Call MW 3.750% 03/15/26	03/15/2026	Maturity	638,000	638,000	638,000	637,292	637,977	0	23	0	23	0	638,000	0	0	0	11,963	03/15/2026	1.G FE
..539830-CG-2	LOCKHEED MARTIN CORP Corp Note Call MW 4.700% 12/15/31	03/23/2026	JP Morgan Chase	1,981,411	1,981,411	1,959,000	1,957,825	1,957,989	0	34	0	34	0	1,958,022	0	23,389	23,389	25,320	12/15/2031	1.F FE
..548661-DR-5	LOWE'S COS INC Corp Note Call MW 3.650% 04/05/29	01/15/2026	Goldman Sachs	413,557	413,557	419,000	418,409	418,784	0	3	0	3	0	418,786	0	(5,229)	(5,229)	4,291	04/05/2029	2.A FE
..58933Y-AX-3	MERCK & CO INC Corp Note Call MW 3.400% 03/07/29	01/14/2026	JP Morgan Chase	817,077	817,077	830,000	825,335	828,340	0	19	0	19	0	828,359	0	(11,282)	(11,282)	10,034	03/07/2029	1.E FE
..63743H-FH-0	NATL RURAL UTIL Corp Note Call MW 4.450% 03/13/26	03/06/2026	Call	100,000	1,440,000	1,440,000	1,438,978	1,439,937	0	57	0	57	0	1,439,994	0	6	6	30,794	03/13/2026	1.F FE
..693475-AX-3	PNC FINANCIAL Corp Note Call 2.600% 07/23/26	01/13/2026	Barclays Group Inc.	804,962	804,962	810,000	808,453	809,866	0	8	0	8	0	809,874	0	(4,912)	(4,912)	10,004	07/23/2026	1.G FE
..713448-DF-2	PEPSICO INC Corp Note Call MW 2.850% 02/24/26	02/24/2026	Maturity	85,000	85,000	85,000	84,934	84,999	0	1	0	1	0	85,000	0	0	0	1,211	02/24/2026	1.E FE
..742718-FV-6	PROCTER & GAMBLE CO/THE Corp Note Non Call 1.900% 02/01/27	01/13/2026	Goldman Sachs	1,473,810	1,473,810	1,500,000	1,497,870	1,499,521	0	15	0	15	0	1,499,536	0	(25,726)	(25,726)	12,904	02/01/2027	1.D FE
..74456Q-BR-6	PUBLIC SERVICE ELECTRIC Corp Note Call MW 2.250% 09/15/26	01/13/2026	Pershing	108,876	108,876	110,000	109,638	109,972	0	1	0	1	0	109,973	0	(1,098)	(1,098)	818	09/15/2026	1.F FE
..74456Q-BS-4	PUBLIC SERVICE ELECTRIC Corp Note Call 3.000% 05/15/27	01/15/2026	Market Axess	791,368	791,368	800,000	797,656	799,637	0	11	0	11	0	799,648	0	(8,280)	(8,280)	4,067	05/15/2027	1.F FE
..75513E-CQ-2	RTX CORP Corp Note Call MW 5.000% 02/27/26	02/27/2026	Maturity	1,320,000	1,320,000	1,320,000	1,319,630	1,319,980	0	20	0	20	0	1,320,000	0	0	0	33,000	02/27/2026	2.A FE

E05.1

STATEMENT AS OF MARCH 31, 2026 OF THE UNITEDHEALTHCARE OF THE MIDLANDS, INC.

SCHEDULE D - PART 4

Show All Long-Term Bonds and Stocks Sold, Redeemed or Otherwise Disposed of During the Current Quarter

1	2	3	4	5	6	7	8	9	Change In Book/Adjusted Carrying Value					15	16	17	18	19	20	21	
									10	11	12	13	14								
CUSIP Identification	Description	Disposal Date	Name of Purchaser	Number of Shares of Stock	Consideration	Par Value	Actual Cost	Prior Year Book/Adjusted Carrying Value	Unrealized Valuation Increase/(Decrease)	Current Year's (Amortization)/Accretion	Current Year's Other Than Temporary Impairment Recognized	Total Change in Book/Adjusted Carrying Value (10 + 11 - 12)	Total Foreign Exchange Change in Book /Adjusted Carrying Value	Book/Adjusted Carrying Value at Disposal Date	Foreign Exchange Gain (Loss) on Disposal	Realized Gain (Loss) on Disposal	Total Gain (Loss) on Disposal	Bond Interest/Stock Dividends Received During Year	Stated Contractual Maturity Date	NAIC Designation, NAIC Designation Modifier and SVO Administrative Symbol	
..808513-AQ-8	CHARLES SCHWAB CORP Corp Note Call 3.200% 03/02/27	01/13/2026	UBS Financial Services		302,697	305,000	304,509	304,934	0	2	0	2	0	304,936	0	(2,239)	(2,239)	3,579	03/02/2027	1.F FE	
..857477-BS-1	STATE STREET CRP Corp Note Call 2.203% 02/07/28	01/13/2026	Toronto Dominion Sec		1,089,709	1,110,000	1,110,000	1,110,000	0	0	0	0	0	1,110,000	0	(20,291)	(20,291)	10,664	02/07/2028	1.F FE	
..87612E-BM-7	TARGET CORP Corp Note Call MW 1.950% 01/15/27	01/13/2026	Wells Fargo		501,187	510,000	509,133	509,812	0	6	0	6	0	509,818	0	(8,631)	(8,631)	4,945	01/15/2027	1.F FE	
..931142-EN-9	WALMART INC Corp Note Call MW 3.250% 07/08/29	01/14/2026	Merrill Lynch		571,080	580,000	579,316	579,731	0	3	0	3	0	579,734	0	(8,654)	(8,654)	9,792	07/08/2029	1.C FE	
..95709T-AP-5	WESTAR ENERGY Corp Note Call 3.100% 04/01/27	01/15/2026	Pershing		242,695	245,000	244,049	244,866	0	4	0	4	0	244,871	0	(2,176)	(2,176)	2,215	04/01/2027	1.F FE	
..31423Z-AH-6	FED CAISSES DESJARDINS Corp Note Non Call 144A 4.550% 08/23/27	03/23/2026	Merrill Lynch		2,508,850	2,500,000	2,499,675	2,499,885	0	15	0	15	0	2,499,900	0	8,950	8,950	66,670	08/23/2027	1.E FE	
..775109-CG-4	ROGERS COMMUNICATIONS IN Corp Note Call MW 3.200% 03/15/27	01/15/2026	Goldman Sachs		1,405,431	1,420,000	1,419,908	1,419,981	0	1	0	1	0	1,419,982	0	(14,551)	(14,551)	15,273	03/15/2027	2.C FE	
..009279-AA-8	AIRBUS SE Corp Note Call MW 144A 3.150% 04/10/27	01/15/2026	Goldman Sachs		522,289	527,000	526,505	526,928	0	2	0	2	0	526,930	0	(4,642)	(4,642)	4,427	04/10/2027	1.F FE	
..05964H-AH-5	BANCO SANTANDER SA Corp Note Call 1.722% 09/14/27	01/13/2026	UBS Financial Services		590,280	600,000	600,000	600,000	0	0	0	0	0	600,000	0	(9,720)	(9,720)	3,444	09/14/2027	1.G FE	
..456873-AE-8	TRANE TECH FIN LTD Corp Note Call MW 3.500% 03/21/26	03/21/2026	Maturity		460,000	460,000	459,517	459,983	0	17	0	17	0	460,000	0	0	0	8,050	03/21/2026	1.G FE	
..62954H-AS-4	NTT FINANCE CORP Corp Note Call MW 144A 4.876% 07/16/30	03/25/2026	BNP Paribas Securities Corp		2,938,367	2,920,000	2,929,130	2,928,343	0	(404)	0	(404)	0	2,927,939	0	10,428	10,428	98,874	07/16/2030	1.G FE	
0089999999. Subtotal - issuer credit obligations - corporate bonds (unaffiliated)					50,250,345	51,011,000	50,852,682	50,519,739	0	20,401	0	20,401	0	50,540,136	0	(289,794)	(289,794)	742,879	XXX	XXX	
..74256L-ES-4	PRINCIPAL LFE GLB FND II Corp Note Non Call 144A 1.500% 11/17/26	01/13/2026	Barclays Group Inc		1,413,072	1,440,000	1,431,590	1,438,478	0	62	0	62	0	1,438,540	0	(25,468)	(25,468)	3,420	11/17/2026	1.E FE	
0129999999. Subtotal - issuer credit obligations - single entity backed obligations (unaffiliated)					1,413,072	1,440,000	1,431,590	1,438,478	0	62	0	62	0	1,438,540	0	(25,468)	(25,468)	3,420	XXX	XXX	
..04010L-BA-0	ARES CAPITAL CORP Corp Note Call MW 2.150% 07/15/26	01/13/2026	Pershing		904,560	915,000	909,098	914,377	0	40	0	40	0	914,418	0	(9,858)	(9,858)	9,782	07/15/2026	2.B FE	
..09261X-AB-8	BLACKSTONE SECURED LEND Corp Note Call MW 2.750% 09/16/26	01/13/2026	Barclays Group Inc		1,483,425	1,500,000	1,510,677	1,501,414	0	(79)	0	(79)	0	1,501,335	0	(17,910)	(17,910)	13,521	09/16/2026	2.B FE	
..42250P-AC-7	HEALTHPEAK OP LLC Corp Note Call MW 1.350% 02/01/27	01/13/2026	Mesirow Cap Inc		534,859	550,000	549,324	549,864	0	4	0	4	0	549,869	0	(15,010)	(15,010)	3,362	02/01/2027	2.A FE	
..74340X-BV-2	PROLOGIS LP Corp Note Call MW 3.375% 12/15/27	01/15/2026	Merrill Lynch		476,150	480,000	492,767	484,609	0	(109)	0	(109)	0	484,500	0	(8,349)	(8,349)	1,395	12/15/2027	1.F FE	
..74340X-CQ-2	PROLOGIS LP Corp Note Call MW 4.750% 01/15/31	03/25/2026	Various		3,732,892	3,699,000	3,698,852	3,699,242	0	30	0	30	0	3,699,272	0	33,620	33,620	155,099	01/15/2031	1.F FE	
..95040Q-AK-0	WELLTOWER INC Corp Note Call MW 2.700% 02/15/27	01/13/2026	Barclays Group Inc		264,492	268,000	267,713	267,953	0	1	0	1	0	267,955	0	(3,463)	(3,463)	2,995	02/15/2027	1.G FE	
0169999999. Subtotal - issuer credit obligations - bonds issued by funds representing operating entities (unaffiliated)					7,396,378	7,412,000	7,428,431	7,417,459	0	(113)	0	(113)	0	7,417,349	0	(20,970)	(20,970)	186,154	XXX	XXX	
0489999999. Total - issuer credit obligations (unaffiliated)					134,554,651	135,803,000	137,106,099	135,395,192	0	(43,321)	0	(43,321)	0	135,351,873	0	(797,221)	(797,221)	1,988,598	XXX	XXX	
0499999999. Total - issuer credit obligations (affiliated)					0	0	0	0	0	0	0	0	0	0	0	0	0	0	0	XXX	XXX
0509999997. Total - issuer credit obligations - Part 4					134,554,651	135,803,000	137,106,099	135,395,192	0	(43,321)	0	(43,321)	0	135,351,873	0	(797,221)	(797,221)	1,988,598	XXX	XXX	
0509999998. Total - issuer credit obligations - Part 5					XXX	XXX	XXX	XXX	XXX	XXX	XXX	XXX	XXX	XXX	XXX	XXX	XXX	XXX	XXX	XXX	XXX
0509999999. Total - issuer credit obligations					134,554,651	135,803,000	137,106,099	135,395,192	0	(43,321)	0	(43,321)	0	135,351,873	0	(797,221)	(797,221)	1,988,598	XXX	XXX	
..36179M-X4-7	GNMA Pool G2 MA0699 MBS 3.500% 01/20/43	03/01/2026	Paydown		3,241	3,241	3,424	3,381	0	(140)	0	(140)	0	3,241	0	0	0	19	01/20/2043	1.A	
..36179W-2Y-3	GNMA Pool MA7991 MBS 4.500% 04/20/52	03/01/2026	Paydown		42,026	42,026	43,280	43,201	0	(1,176)	0	(1,176)	0	42,026	0	0	0	323	04/20/2052	1.A	
..36179W-JU-3	GNMA Pool MA7475 MBS 4.000% 07/20/51	03/01/2026	Paydown		8,523	8,523	8,854	8,839	0	(316)	0	(316)	0	8,523	0	0	0	62	07/20/2051	1.A	
..3617F4-R6-2	GNMA Pool QN5009 MBS 3.000% 07/20/51	03/01/2026	Paydown		83,954	83,954	75,309	75,862	0	8,092	0	8,092	0	83,954	0	0	0	334	07/20/2051	1.A	
..3617YQ-G2-3	GNMA Pool QM4717 MBS 4.500% 10/20/49	03/01/2026	Paydown		73,599	73,599	71,437	71,496	0	2,102	0	2,102	0	73,599	0	0	0	563	10/20/2049	1.A	
..36181C-CF-3	GNMA Pool AE8170 MBS 4.000% 02/15/44	03/01/2026	Paydown		642	642	691	683	0	(41)	0	(41)	0	642	0	0	0	4	02/15/2044	1.A	
..36181C-K8-0	GNMA Pool AE8419 MBS 4.000% 06/15/44	03/01/2026	Paydown		280	280	302	295	0	(15)	0	(15)	0	280	0	0	0	2	06/15/2044	1.A	

E05.2

STATEMENT AS OF MARCH 31, 2026 OF THE UNITEDHEALTHCARE OF THE MIDLANDS, INC.

SCHEDULE D - PART 4

Show All Long-Term Bonds and Stocks Sold, Redeemed or Otherwise Disposed of During the Current Quarter

1	2	3	4	5	6	7	8	9	Change In Book/Adjusted Carrying Value				15	16	17	18	19	20	21	
									10	11	12	13								14
CUSIP Identification	Description	Disposal Date	Name of Purchaser	Number of Shares of Stock	Consideration	Par Value	Actual Cost	Prior Year Book/Adjusted Carrying Value	Unrealized Valuation Increase/(Decrease)	Current Year's (Amortization)/Accretion	Current Year's Other Than Temporary Impairment Recognized	Total Change in Book/Adjusted Carrying Value (10 + 11 - 12)	Total Foreign Exchange Change in Book /Adjusted Carrying Value	Book/Adjusted Carrying Value at Disposal Date	Foreign Exchange Gain (Loss) on Disposal	Realized Gain (Loss) on Disposal	Total Gain (Loss) on Disposal	Bond Interest/Stock Dividends Received During Year	Stated Contractual Maturity Date	NAIC Designation, NAIC Designation Modifier and SVO Administrative Symbol
..36202F-LN-4	GNMA Pool 4833 SF MBS 4.00% 10/20/40	03/01/2026	Paydown		3,223	3,223	3,454	3,393	0	(170)	0	(170)	0	3,223	0	0	0	21	10/20/2040	1.A
..36224A-RN-4	GNMA Pool 784093 MBS 5.00% 06/15/40	03/01/2026	Paydown		3,115	3,115	3,444	3,355	0	(240)	0	(240)	0	3,115	0	0	0	27	06/15/2040	1.A
..36224B-UV-1	GNMA Pool G2 785204 MBS 2.500% 12/20/50	03/01/2026	Paydown		95,990	95,990	83,241	83,925	0	12,065	0	12,065	0	95,990	0	0	0	478	12/20/2050	1.A
..36224B-DV-1	GNMA Pool 785616 MBS 2.500% 09/20/51	03/01/2026	Paydown		48,579	48,579	41,557	41,819	0	6,760	0	6,760	0	48,579	0	0	0	184	09/20/2051	1.A
..36224B-R5-3	GNMA Pool G2 786008 MBS 2.000% 02/20/51	03/01/2026	Paydown		36,319	36,319	30,065	30,266	0	6,053	0	6,053	0	36,319	0	0	0	116	02/20/2051	1.A
..38382X-H3-2	GNMA GNR 2021-159 QJ RMBS 3.000% 09/20/51	03/01/2026	Paydown		79,440	79,440	72,116	73,053	0	6,386	0	6,386	0	79,440	0	0	0	418	09/20/2051	1.A
..38383G-AV-3	GNMA GNR 2022-10 UH RMBS 2.500% 12/20/51	03/01/2026	Paydown		30,211	30,211	30,456	30,397	0	(186)	0	(186)	0	30,211	0	0	0	126	12/20/2051	1.A
1019999999. Subtotal - asset-backed securities - financial asset-backed securities - self-liquidating - agency residential mortgage-backed securities - guaranteed (exempt from RBC)					509,142	509,142	467,630	469,965	0	39,174	0	39,174	0	509,142	0	0	0	2,677	XXX	XXX
..3128MJ-UX-6	FHLMC Pool G08597 MBS 3.500% 07/01/44	03/01/2026	Paydown		513	513	525	522	0	(10)	0	(10)	0	513	0	0	0	3	07/01/2044	1.A
..31294M-FJ-5	FHLMC Pool E02869 MBS 4.000% 04/01/26	03/01/2026	Paydown		50	50	53	51	0	(1)	0	(1)	0	50	0	0	0	0	04/01/2026	1.A
..31313X-5D-9	FHLMC Pool ZM4444 MBS 3.500% 10/01/47	03/01/2026	Paydown		5,184	5,184	5,611	5,560	0	(377)	0	(377)	0	5,184	0	0	0	29	10/01/2047	1.A
..31324D-UB-2	FHLMC Pool ZT1478 MBS 3.500% 01/01/45	03/01/2026	Paydown		28,170	28,170	30,934	30,659	0	(2,489)	0	(2,489)	0	28,170	0	0	0	146	01/01/2045	1.A
..3132DM-5J-0	FHLMC Pool SD0849 MBS 2.500% 01/01/52	03/01/2026	Paydown		62,680	62,680	53,944	54,118	0	8,562	0	8,562	0	62,680	0	0	0	317	01/01/2052	1.A
..3132DN-QE-6	FHLMC Pool SD1353 MBS 3.500% 06/01/52	03/01/2026	Paydown		65,130	65,130	60,266	60,380	0	4,750	0	4,750	0	65,130	0	0	0	358	06/01/2047	1.A
..3132DQ-FN-1	FHLMC Pool SD2873 MBS 3.000% 01/01/52	03/01/2026	Paydown		47,603	47,603	42,419	42,573	0	5,030	0	5,030	0	47,603	0	0	0	211	01/01/2052	1.A
..3132DU-CX-3	FHLMC Pool SD5386 MBS 5.000% 07/01/54	03/01/2026	Paydown		9,207	9,207	9,275	9,272	0	(65)	0	(65)	0	9,207	0	0	0	79	07/01/2054	1.A
..3132E0-2M-3	FHLMC Pool SD4380 MBS 6.000% 11/01/53	03/01/2026	Paydown		48,635	48,635	50,022	49,987	0	(1,352)	0	(1,352)	0	48,635	0	0	0	448	11/01/2053	1.A
..3132H4-CQ-2	FHLMC Pool U90979 MBS 3.500% 07/01/42	03/01/2026	Paydown		22,696	22,696	23,545	23,395	0	(699)	0	(699)	0	22,696	0	0	0	134	07/01/2042	1.A
..3132H7-DU-5	FHLMC Pool U99114 MBS 3.500% 02/01/44	03/01/2026	Paydown		34,461	34,461	35,754	35,538	0	(1,077)	0	(1,077)	0	34,461	0	0	0	188	02/01/2044	1.A
..3132HM-WL-1	FHLMC Pool O11551 MBS 3.500% 09/01/42	03/01/2026	Paydown		787	787	838	818	0	(31)	0	(31)	0	787	0	0	0	5	09/01/2042	1.A
..3132L8-SW-8	FHLMC Pool V83233 MBS 4.000% 06/01/47	03/01/2026	Paydown		15,393	15,393	15,896	15,841	0	(447)	0	(447)	0	15,393	0	0	0	104	06/01/2047	1.A
..31335A-SZ-7	FHLMC Pool G60864 MBS 3.000% 02/01/47	03/01/2026	Paydown		18,534	18,534	19,875	19,733	0	(1,198)	0	(1,198)	0	18,534	0	0	0	88	02/01/2047	1.A
..31335A-U5-5	FHLMC Pool G60604 MBS 3.500% 10/01/45	03/01/2026	Paydown		6,121	6,121	6,325	6,297	0	(176)	0	(176)	0	6,121	0	0	0	39	10/01/2045	1.A
..31335A-WT-1	FHLMC Pool G60658 MBS 3.500% 07/01/46	03/01/2026	Paydown		12,583	12,583	13,967	13,810	0	(1,227)	0	(1,227)	0	12,583	0	0	0	73	07/01/2046	1.A
..31335A-WU-8	FHLMC Pool G60659 MBS 3.500% 08/01/46	03/01/2026	Paydown		13,905	13,905	13,994	13,980	0	(75)	0	(75)	0	13,905	0	0	0	89	08/01/2046	1.A
..31335A-ZA-9	FHLMC Pool G60737 MBS 4.500% 08/01/42	03/01/2026	Paydown		17,611	17,611	18,444	18,444	0	(833)	0	(833)	0	17,611	0	0	0	137	08/01/2042	1.A
..31335B-C9-5	FHLMC Pool G60996 MBS 3.500% 05/01/47	03/01/2026	Paydown		11,533	11,533	11,970	11,910	0	(377)	0	(377)	0	11,533	0	0	0	64	05/01/2047	1.A
..31335B-CQ-7	FHLMC Pool G60979 MBS 4.000% 05/01/46	03/01/2026	Paydown		7,753	7,753	8,234	8,140	0	(387)	0	(387)	0	7,753	0	0	0	53	05/01/2046	1.A
..31335B-DF-0	FHLMC Pool G61002 MBS 4.000% 05/01/47	03/01/2026	Paydown		10,502	10,502	11,161	11,073	0	(570)	0	(570)	0	10,502	0	0	0	66	05/01/2047	1.A
..3133B1-TA-9	FHLMC Pool QD4145 MBS 2.500% 01/01/52	03/01/2026	Paydown		31,120	31,120	31,832	31,788	0	(668)	0	(668)	0	31,120	0	0	0	160	01/01/2052	1.A
..3133BD-QU-2	FHLMC Pool QE4067 MBS 5.000% 06/01/52	03/01/2026	Paydown		197,023	197,023	199,547	199,371	0	(2,348)	0	(2,348)	0	197,023	0	0	0	1,480	06/01/2052	1.A
..3133BD-W5-0	FHLMC Pool QE4288 MBS 5.000% 06/01/52	03/01/2026	Paydown		6,945	6,945	7,127	7,120	0	(176)	0	(176)	0	6,945	0	0	0	58	06/01/2052	1.A
..3133BE-XS-7	FHLMC Pool QE5189 MBS 4.500% 06/01/52	03/01/2026	Paydown		4,913	4,913	4,939	4,937	0	(24)	0	(24)	0	4,913	0	0	0	37	06/01/2052	1.A
..3133BJ-6L-1	FHLMC Pool QE8975 MBS 5.000% 08/01/52	03/01/2026	Paydown		106,381	106,381	105,634	105,652	0	729	0	729	0	106,381	0	0	0	1,048	08/01/2052	1.A
..3133KL-A7-2	FHLMC Pool RA4530 MBS 2.500% 02/01/51	03/01/2026	Paydown		29,451	29,451	30,740	30,600	0	(1,148)	0	(1,148)	0	29,451	0	0	0	105	02/01/2051	1.A
..3133KP-SU-8	FHLMC Pool RA8059 MBS 5.500% 10/01/52	03/01/2026	Paydown		112,967	112,967	113,267	113,247	0	(279)	0	(279)	0	112,967	0	0	0	1,025	10/01/2052	1.A
..31368H-M4-2	FNMA Pool 190379 MBS 5.500% 05/01/37	03/01/2026	Paydown		6,082	6,082	6,793	6,561	0	(479)	0	(479)	0	6,082	0	0	0	62	05/01/2037	1.A
..3136BU-BN-9	FNMA FNR 2024-105 GT RMBS 0.125% 01/25/55	03/01/2026	Paydown		585,613	585,613	481,117	481,450	0	104,163	0	104,163	0	585,613	0	0	0	126	01/25/2055	1.B FE
..3137HD-J7-6	FHLMC FHR 5420 DT RMBS 0.125% 06/25/54	03/01/2026	Paydown		245,010	245,010	198,688	198,630	0	45,381	0	45,381	0	245,010	0	0	0	53	06/25/2054	1.A
..3138A4-V5-8	FNMA Pool AH3431 MBS 3.500% 01/01/26	01/01/2026	Paydown		50	50	50	50	0	0	0	0	0	50	0	0	0	0	01/01/2026	1.A
..3138A6-AK-6	FNMA Pool AH4509 MBS 3.500% 01/01/26	01/01/2026	Paydown		302	302	306	302	0	0	0	0	0	302	0	0	0	1	01/01/2026	1.A
..3138A8-EL-6	FNMA Pool AH6438 MBS 3.500% 02/01/26	02/01/2026	Paydown		146	146	146	146	0	0	0	0	0	146	0	0	0	1	02/01/2026	1.A
..3138A7-NM-1	FNMA Pool AJ4895 MBS 4.000% 01/01/42	03/01/2026	Paydown		2,605	2,605	2,757	2,710	0	(105)	0	(105)	0	2,605	0	0	0	17	01/01/2042	1.A
..3138E0-RK-7	FNMA Pool AJ7689 MBS 4.000% 12/01/41	03/01/2026	Paydown		2,264	2,264	2,361	2,331	0	(67)	0	(67)	0	2,264	0	0	0	15	12/01/2041	1.A
..3138E2-4E-2	FNMA Pool AJ9820 MBS 3.000% 12/01/26	03/01/2026	Paydown		2,596	2,596	2,676	2,604	0	(8)	0	(8)	0	2,596	0	0	0	13	12/01/2026	1.A
..3138EH-RC-8	FNMA Pool AL1382 MBS 3.000% 02/01/27	03/01/2026	Paydown		3,909	3,909	4,077	3,932	0	(22)	0	(22)	0	3,909	0	0	0	19	02/01/2027	1.A
..3138EJ-XZ-6	FNMA Pool AL2495 MBS 4.000% 03/01/42	03/01/2026	Paydown		867	867	923	906	0	(39)	0	(39)	0	867	0	0	0	4	03/01/2042	1.A
..3138EK-ZD-6	FNMA Pool AL3471 MBS 4.000% 12/01/42	03/01/2026	Paydown		19,482	19,482	20,624	20,376	0	(894)	0	(894)	0	19,482	0	0	0	131	12/01/2042	1.A
..3138EQ-FH-0	FNMA Pool AL7367 MBS 4.500% 01/01/42	03/01/2026	Paydown		420	420	456	447	0	(27)	0	(27)	0	420	0	0	0	3	01/01/2042	1.A
..3138EQ-LB-6	FNMA Pool AL7521 MBS 5.000% 06/01/39	03/01/2026	Paydown		11,182															

STATEMENT AS OF MARCH 31, 2026 OF THE UNITEDHEALTHCARE OF THE MIDLANDS, INC.

SCHEDULE D - PART 4

Show All Long-Term Bonds and Stocks Sold, Redeemed or Otherwise Disposed of During the Current Quarter

1	2	3	4	5	6	7	8	9	Change In Book/Adjusted Carrying Value					15	16	17	18	19	20	21
									10	11	12	13	14							
CUSIP Identification	Description	Disposal Date	Name of Purchaser	Number of Shares of Stock	Consideration	Par Value	Actual Cost	Prior Year Book/Adjusted Carrying Value	Unrealized Valuation Increase/(Decrease)	Current Year's (Amortization)/Accretion	Current Year's Other Than Temporary Impairment Recognized	Total Change in Book/Adjusted Carrying Value (10 + 11 - 12)	Total Foreign Exchange Change in Book /Adjusted Carrying Value	Book/Adjusted Carrying Value at Disposal Date	Foreign Exchange Gain (Loss) on Disposal	Realized Gain (Loss) on Disposal	Total Gain (Loss) on Disposal	Bond Interest/Stock Dividends Received During Year	Stated Contractual Maturity Date	NAIC Designation, NAIC Designation Modifier and SVO Administrative Symbol
..3138WK-4P-8	FNMA Pool AQ4429 MBS 3.500% 11/01/42	03/01/2026	Paydown	224	224	224	235	234	0	(10)	0	(10)	0	224	0	0	0	1	11/01/2042	1.A
..3138WA-GA-9	FNMA Pool AS1092 MBS 4.000% 11/01/43	03/01/2026	Paydown	22,302	22,302	22,302	23,665	23,513	0	(1,210)	0	(1,210)	0	22,302	0	0	0	173	11/01/2043	1.A
..3138WC-H2-2	FNMA Pool AS2948 MBS 4.000% 07/01/44	03/01/2026	Paydown	1,595	1,595	1,595	1,689	1,663	0	(28)	0	(28)	0	1,595	0	0	0	11	07/01/2044	1.A
..3138WD-5T-4	FNMA Pool AS4457 MBS 3.500% 02/01/45	03/01/2026	Paydown	698	698	698	733	730	0	(3)	0	(3)	0	698	0	0	0	5	02/01/2045	1.A
..3138WE-CU-1	FNMA Pool AS4582 MBS 4.000% 03/01/45	03/01/2026	Paydown	1,361	1,361	1,361	1,441	1,428	0	(12)	0	(12)	0	1,361	0	0	0	9	03/01/2045	1.A
..3138WF-VX-4	FNMA Pool AS5129 MBS 3.500% 06/01/45	03/01/2026	Paydown	5,025	5,025	5,025	5,186	5,155	0	(31)	0	(31)	0	5,025	0	0	0	24	06/01/2045	1.A
..3138WG-X7-6	FNMA Pool AS6101 MBS 3.500% 11/01/45	03/01/2026	Paydown	3,844	3,844	3,844	3,939	3,900	0	(39)	0	(39)	0	3,844	0	0	0	23	11/01/2045	1.A
..3138WH-LA-0	FNMA Pool AS6620 MBS 3.500% 02/01/46	03/01/2026	Paydown	2,361	2,361	2,361	2,481	2,471	0	(10)	0	(10)	0	2,361	0	0	0	18	02/01/2046	1.A
..3138WH-KJ-0	FNMA Pool AS7496 MBS 3.000% 07/01/46	03/01/2026	Paydown	11,413	11,413	11,413	11,369	11,374	0	5	0	5	0	11,413	0	0	0	64	07/01/2046	1.A
..3138WH-LN-0	FNMA Pool AS7532 MBS 3.000% 07/01/46	03/01/2026	Paydown	16,554	16,554	16,554	16,495	16,495	0	59	0	59	0	16,554	0	0	0	77	07/01/2046	1.A
..3138WH-NE-8	FNMA Pool AS7588 MBS 3.500% 07/01/46	03/01/2026	Paydown	3,085	3,085	3,085	3,186	3,167	0	(19)	0	(19)	0	3,085	0	0	0	17	07/01/2046	1.A
..3138WJ-NE-4	FNMA Pool AS8488 MBS 3.000% 12/01/46	03/01/2026	Paydown	17,442	17,442	17,442	17,358	17,368	0	(84)	0	(84)	0	17,442	0	0	0	74	12/01/2046	1.A
..3138XS-6J-1	FNMA Pool AW3572 MBS 6.361% 07/01/44	03/01/2026	Paydown	635	635	635	659	657	0	(22)	0	(22)	0	635	0	0	0	4	07/01/2044	1.A
..3138XT-AS-4	FNMA Pool AW3616 MBS 4.000% 06/01/44	03/01/2026	Paydown	15,474	15,474	15,474	16,414	16,281	0	(133)	0	(133)	0	15,474	0	0	0	116	06/01/2044	1.A
..3140AP-2N-3	FNMA Pool DC2580 MBS 6.000% 03/01/55	03/01/2026	Paydown	118,514	118,514	118,514	121,477	121,414	0	(663)	0	(663)	0	118,514	0	0	0	1,098	03/01/2055	1.B FE
..3140E7-PC-8	FNMA Pool BA3118 MBS 3.500% 02/01/46	03/01/2026	Paydown	2,439	2,439	2,439	2,566	2,558	0	(8)	0	(8)	0	2,439	0	0	0	14	02/01/2046	1.A
..3140E8-XG-5	FNMA Pool BC2478 MBS 4.000% 02/01/46	03/01/2026	Paydown	686	686	686	700	696	0	(4)	0	(4)	0	686	0	0	0	4	02/01/2046	1.A
..3140F0-JG-0	FNMA Pool BC4762 MBS 3.500% 10/01/46	03/01/2026	Paydown	9,017	9,017	9,017	9,994	9,826	0	(168)	0	(168)	0	9,017	0	0	0	52	10/01/2046	1.A
..3140FB-EF-3	FNMA Pool BD3733 MBS 3.500% 08/01/46	03/01/2026	Paydown	2,654	2,654	2,654	2,801	2,761	0	(40)	0	(40)	0	2,654	0	0	0	9	08/01/2046	1.A
..3140FE-SW-0	FNMA Pool BD7160 MBS 4.000% 04/01/47	03/01/2026	Paydown	10,473	10,473	10,473	11,431	11,301	0	(130)	0	(130)	0	10,473	0	0	0	59	04/01/2047	1.A
..3140FY-L7-5	FNMA Pool BF0349 MBS 4.500% 11/01/41	03/01/2026	Paydown	20,921	20,921	20,921	22,758	22,411	0	(347)	0	(347)	0	20,921	0	0	0	157	11/01/2041	1.A
..3140J5-HH-5	FNMA Pool BM1131 MBS 4.000% 04/01/47	03/01/2026	Paydown	12,577	12,577	12,577	12,850	12,809	0	(41)	0	(41)	0	12,577	0	0	0	90	04/01/2047	1.A
..3140J5-M7-1	FNMA Pool BM1281 MBS 4.000% 05/01/44	03/01/2026	Paydown	18,203	18,203	18,203	19,238	19,048	0	(190)	0	(190)	0	18,203	0	0	0	116	05/01/2044	1.A
..3140J7-WY-7	FNMA Pool BM3362 MBS 4.500% 01/01/44	03/01/2026	Paydown	11,023	11,023	11,023	11,643	11,541	0	(100)	0	(100)	0	11,023	0	0	0	81	01/01/2044	1.A
..3140J8-A7-8	FNMA Pool BM3629 MBS 3.500% 03/01/48	03/01/2026	Paydown	15,773	15,773	15,773	16,624	16,503	0	(85)	0	(85)	0	15,773	0	0	0	97	03/01/2048	1.A
..3140J9-SG-2	FNMA Pool BM5346 MBS 3.500% 12/01/46	03/01/2026	Paydown	23,414	23,414	23,414	25,463	25,241	0	(222)	0	(222)	0	23,414	0	0	0	126	12/01/2046	1.A
..3140J9-L6-6	FNMA Pool BM4848 MBS 4.000% 12/01/43	03/01/2026	Paydown	27,280	27,280	27,280	29,092	28,894	0	(188)	0	(188)	0	27,280	0	0	0	178	12/01/2043	1.A
..3140J9-US-8	FNMA Pool BM5092 MBS 4.000% 11/01/33	03/01/2026	Paydown	14,163	14,163	14,163	14,490	14,331	0	(159)	0	(159)	0	14,163	0	0	0	94	11/01/2033	1.A
..3140J9-VV-0	FNMA Pool BM5127 MBS 3.500% 03/01/47	03/01/2026	Paydown	17,422	17,422	17,422	19,085	18,861	0	(224)	0	(224)	0	17,422	0	0	0	105	03/01/2047	1.A
..3140JA-PW-2	FNMA Pool BM5836 MBS 3.000% 09/01/46	03/01/2026	Paydown	41,651	41,651	41,651	42,295	42,295	0	0	0	0	0	41,651	0	0	0	202	09/01/2046	1.A
..3140M5-UQ-6	FNMA Pool BU4190 MBS 6.000% 10/01/53	03/01/2026	Paydown	37,679	37,679	37,679	38,668	38,617	0	(51)	0	(51)	0	37,679	0	0	0	503	10/01/2053	1.A
..3140MF-Z4-8	FNMA Pool BV2562 MBS 4.500% 07/01/52	03/01/2026	Paydown	44,828	44,828	44,828	44,816	44,812	0	4	0	4	0	44,828	0	0	0	306	07/01/2052	1.A
..3140MK-HE-5	FNMA Pool BV5628 MBS 4.500% 06/01/52	03/01/2026	Paydown	77,078	77,078	77,078	77,232	77,232	0	0	0	0	0	77,078	0	0	0	436	06/01/2052	1.A
..3140ML-SF-3	FNMA Pool BV7145 MBS 4.000% 05/01/52	03/01/2026	Paydown	13,024	13,024	13,024	13,136	13,130	0	(6)	0	(6)	0	13,024	0	0	0	87	05/01/2052	1.A
..3140MN-SG-9	FNMA Pool BV8898 MBS 4.500% 06/01/52	03/01/2026	Paydown	48,962	48,962	48,962	49,322	49,276	0	(46)	0	(46)	0	48,962	0	0	0	221	06/01/2052	1.A
..3140MR-QK-1	FNMA Pool BW0801 MBS 5.000% 09/01/52	03/01/2026	Paydown	73,033	73,033	73,033	74,185	74,069	0	(116)	0	(116)	0	73,033	0	0	0	327	09/01/2052	1.A
..3140MV-JV-1	FNMA Pool BW3875 MBS 4.000% 07/01/52	03/01/2026	Paydown	90,141	90,141	90,141	89,042	89,065	0	1,056	0	1,056	0	90,141	0	0	0	555	07/01/2052	1.A
..3140MW-K3-1	FNMA Pool BW3913 MBS 4.000% 08/01/52	03/01/2026	Paydown	42,540	42,540	42,540	42,473	42,470	0	3	0	3	0	42,540	0	0	0	256	08/01/2052	1.A
..3140O8-WH-1	FNMA Pool CA1560 MBS 4.500% 04/01/48	03/01/2026	Paydown	13,888	13,888	13,888	14,530	14,478	0	(52)	0	(52)	0	13,888	0	0	0	80	04/01/2048	1.A
..3140OG-R7-4	FNMA Pool CA8609 MBS 2.500% 01/01/51	03/01/2026	Paydown	16,081	16,081	16,081	16,890	16,744	0	(809)	0	(809)	0	16,081	0	0	0	88	01/01/2051	1.A
..3140ON-B6-8	FNMA Pool CB2760 MBS 3.500% 02/01/52	03/01/2026	Paydown	20,632	20,632	20,632	21,406	21,350	0	(54)	0	(54)	0	20,632	0	0	0	160	02/01/2052	1.A
..3140OP-3M-7	FNMA Pool CB4403 MBS 5.000% 08/01/52	03/01/2026	Paydown	51,934	51,934	51,934	52,342	52,318	0	(24)	0	(24)	0	51,934	0	0	0	427	08/01/2052	1.A
..3140OP-KY-4	FNMA Pool CB3909 MBS 4.000% 06/01/52	03/01/2026	Paydown	74,888	74,888	74,888	73,999	74,027	0	861	0	861	0	74,888	0	0	0	596	06/01/2052	1.A
..3140OP-XV-4	FNMA Pool CB4291 MBS 5.000% 08/01/52	03/01/2026	Paydown	29,632	29,632	29,632	29,613	29,610	0	22	0	22	0	29,632	0	0	0	209	08/01/2052	1.A
..3140OQ-PB-5	FNMA Pool CB4917 MBS 5.500% 10/01/52	03/01/2026	Paydown	83,676	83,676	83,676	83,755	83,747	0	(79)	0	(79)	0	83,676	0	0	0	918	10/01/2052	1.A
..3140OR-CB-7	FNMA Pool CB5465 MBS 5.500% 01/01/53	03/01/2026	Paydown	55,247	55,247	55,247	56,144	56,103	0	(40)	0	(40)	0	55,247	0	0	0	718	01/01/2053	1.A
..3140OR-EJ-8	FNMA Pool CB5536 MBS 5.000% 01/01/53	03/01/2026	Paydown	43,047	43,047	43,047	42,818	42,821	0	226	0	226	0	43,047	0	0	0	301	01/01/2053	1.A
..3140OR-XT-5	FNMA Pool CB6089 MBS 6.000% 04/01/53	03/01/2026	Paydown	53,226	53,226	53,226	54,806	54,769	0	(38)	0	(38)	0	53,226	0	0	0	640	04/01/2053	1.A
..3140OS-4K-4	FNMA Pool CB7125 MBS 6.000% 09/01/53	03/01/2026	Paydown	181,533	181,533	181,533	185,972													

STATEMENT AS OF MARCH 31, 2026 OF THE UNITEDHEALTHCARE OF THE MIDLANDS, INC.

SCHEDULE D - PART 4

Show All Long-Term Bonds and Stocks Sold, Redeemed or Otherwise Disposed of During the Current Quarter

1	2	3	4	5	6	7	8	9	Change In Book/Adjusted Carrying Value					15	16	17	18	19	20	21
									10	11	12	13	14							
CUSIP Identification	Description	Disposal Date	Name of Purchaser	Number of Shares of Stock	Consideration	Par Value	Actual Cost	Prior Year Book/Adjusted Carrying Value	Unrealized Valuation Increase/(Decrease)	Current Year's (Amortization)/Accretion	Current Year's Other Than Temporary Impairment Recognized	Total Change in Book/Adjusted Carrying Value (10 + 11 - 12)	Total Foreign Exchange Change in Book /Adjusted Carrying Value	Book/Adjusted Carrying Value at Disposal Date	Foreign Exchange Gain (Loss) on Disposal	Realized Gain (Loss) on Disposal	Total Gain (Loss) on Disposal	Bond Interest/Stock Dividends Received During Year	Stated Contractual Maturity Date	NAIC Designation, NAIC Designation Modifier and SVO Administrative Symbol
..31400V-PJ-7	FNMA Pool CB9424 MBS 5.000% 11/01/54	03/01/2026	Paydown		23,922	23,922	23,690	23,693	0	229	0	229	0	23,922	0	0	0	228	11/01/2054	1.A
..314003-D2-2	FNMA Pool FA2820 MBS 5.500% 10/01/54	03/01/2026	Paydown		8,253	8,253	8,495	0	0	(242)	0	(242)	0	8,253	0	0	0	38	10/01/2054	1.A FE
..314003-LU-1	FNMA Pool FA3038 MBS 5.500% 10/01/55	03/01/2026	Paydown		132,892	132,892	135,945	135,936	0	(3,044)	0	(3,044)	0	132,892	0	0	0	980	10/01/2055	1.B FE
..314004-F5-0	FNMA Pool FM1087 MBS 3.500% 06/01/47	03/01/2026	Paydown		11,711	11,711	12,918	12,775	0	(1,064)	0	(1,064)	0	11,711	0	0	0	65	06/01/2047	1.A
..314004-YS-9	FNMA Pool FM1620 MBS 4.000% 09/01/46	03/01/2026	Paydown		13,544	13,544	14,515	14,384	0	(840)	0	(840)	0	13,544	0	0	0	81	09/01/2046	1.A
..314005-RL-9	FNMA Pool FM2290 MBS 3.500% 07/01/47	03/01/2026	Paydown		15,215	15,215	16,075	15,950	0	(735)	0	(735)	0	15,215	0	0	0	91	07/01/2047	1.A
..314006-DT-5	FNMA Pool FM2813 MBS 3.000% 04/01/48	03/01/2026	Paydown		16,822	16,822	17,903	17,793	0	(971)	0	(971)	0	16,822	0	0	0	84	04/01/2048	1.A
..314006-RR-4	FNMA Pool FM3195 MBS 3.500% 11/01/45	03/01/2026	Paydown		16,034	16,034	17,755	17,542	0	(1,508)	0	(1,508)	0	16,034	0	0	0	100	11/01/2045	1.A
..314007-BJ-7	FNMA Pool FM3640 MBS 4.000% 12/01/47	03/01/2026	Paydown		12,348	12,348	13,422	13,273	0	(926)	0	(926)	0	12,348	0	0	0	68	12/01/2047	1.A
..314007-CQ-0	FNMA Pool FM3678 MBS 3.000% 10/01/47	03/01/2026	Paydown		25,488	25,488	27,575	27,346	0	(1,858)	0	(1,858)	0	25,488	0	0	0	124	10/01/2047	1.A
..314007-YM-5	FNMA Pool FM4315 MBS 3.000% 11/01/46	03/01/2026	Paydown		19,448	19,448	20,959	20,748	0	(1,300)	0	(1,300)	0	19,448	0	0	0	102	11/01/2046	1.A
..314008-P3-5	FNMA Pool FM4941 MBS 3.000% 02/01/47	03/01/2026	Paydown		11,048	11,048	11,787	11,689	0	(641)	0	(641)	0	11,048	0	0	0	54	02/01/2047	1.A
..31400G-BP-3	FNMA Pool FS094 MBS 4.000% 03/01/52	03/01/2026	Paydown		11,882	11,882	12,164	12,142	0	(260)	0	(260)	0	11,882	0	0	0	79	03/01/2052	1.A
..31400G-FY-0	FNMA Pool FS1082 MBS 2.500% 03/01/52	03/01/2026	Paydown		21,784	21,784	18,986	19,132	0	2,651	0	2,651	0	21,784	0	0	0	89	03/01/2052	1.A
..31400G-JV-2	FNMA Pool FS1175 MBS 3.500% 03/01/52	03/01/2026	Paydown		26,631	26,631	27,010	26,963	0	(332)	0	(332)	0	26,631	0	0	0	154	03/01/2052	1.A
..31400H-EY-9	FNMA Pool FS1950 MBS 4.000% 05/01/52	03/01/2026	Paydown		58,280	58,280	58,912	58,888	0	(608)	0	(608)	0	58,280	0	0	0	447	05/01/2052	1.A
..31400H-WR-4	FNMA Pool FS2455 MBS 4.000% 07/01/52	03/01/2026	Paydown		73,659	73,659	72,988	72,988	0	671	0	671	0	73,659	0	0	0	308	07/01/2052	1.A
..31400J-WN-0	FNMA Pool FS3064 MBS 3.000% 04/01/52	03/01/2026	Paydown		16,805	16,805	15,166	15,249	0	1,557	0	1,557	0	16,805	0	0	0	84	04/01/2052	1.A
..31400J-RE-5	FNMA Pool FS3184 MBS 5.500% 09/01/52	03/01/2026	Paydown		21,389	21,389	21,489	21,489	0	(97)	0	(97)	0	21,389	0	0	0	201	09/01/2052	1.A
..31400K-AZ-0	FNMA Pool FS8123 MBS 2.000% 03/01/52	03/01/2026	Paydown		65,549	65,549	54,508	54,773	0	10,776	0	10,776	0	65,549	0	0	0	215	03/01/2052	1.A
..31400R-AH-8	FNMA Pool FSN007 MBS 5.500% 09/01/54	03/01/2026	Paydown		78,488	78,488	80,487	80,438	0	(1,950)	0	(1,950)	0	78,488	0	0	0	735	09/01/2054	1.A
..31400R-DD-4	FNMA Pool FSN099 MBS 5.000% 06/01/54	03/01/2026	Paydown		53,515	53,515	53,950	53,936	0	(421)	0	(421)	0	53,515	0	0	0	375	06/01/2054	1.A
..31410L-C5-9	FNMA Pool 890292 MBS 4.500% 01/01/41	03/01/2026	Paydown		416	416	451	444	0	(28)	0	(28)	0	416	0	0	0	3	01/01/2041	1.A
..31410L-WR-9	FNMA Pool 890856 MBS 3.500% 01/01/47	03/01/2026	Paydown		9,732	9,732	10,242	10,172	0	(440)	0	(440)	0	9,732	0	0	0	54	01/01/2047	1.A
..31416V-DT-8	FNMA Pool AB0113 MBS 5.000% 04/01/35	03/01/2026	Paydown		313	313	342	338	0	(25)	0	(25)	0	313	0	0	0	3	04/01/2035	1.A
..31416W-T3-6	FNMA Pool AB1469 MBS 4.500% 09/01/40	03/01/2026	Paydown		310	310	339	339	0	(21)	0	(21)	0	310	0	0	0	3	09/01/2040	1.A
..31417A-JM-0	FNMA Pool AB3876 MBS 4.000% 11/01/41	03/01/2026	Paydown		2,420	2,420	2,590	2,549	0	(129)	0	(129)	0	2,420	0	0	0	16	11/01/2041	1.A
..31417A-P6-0	FNMA Pool AB4044 MBS 3.500% 12/01/41	03/01/2026	Paydown		64,697	64,697	67,366	66,923	0	(2,226)	0	(2,226)	0	64,697	0	0	0	355	12/01/2041	1.A
..31417E-N9-8	FNMA Pool AB7615 MBS 3.500% 01/01/43	03/01/2026	Paydown		1,046	1,046	1,097	1,081	0	(35)	0	(35)	0	1,046	0	0	0	6	01/01/2043	1.A
..31417G-T5-5	FNMA Pool AB9571 MBS 3.500% 06/01/43	03/01/2026	Paydown		1,549	1,549	1,608	1,589	0	(40)	0	(40)	0	1,549	0	0	0	9	06/01/2043	1.A
..31418D-ZX-3	FNMA Pool MA4357 MBS 3.000% 05/01/51	03/01/2026	Paydown		13,474	13,474	14,154	14,099	0	(625)	0	(625)	0	13,474	0	0	0	60	05/01/2051	1.A
..31418E-BT-6	FNMA Pool MA4549 MBS 3.000% 02/01/52	03/01/2026	Paydown		21,856	21,856	22,533	22,484	0	(627)	0	(627)	0	21,856	0	0	0	104	02/01/2052	1.A
..31418E-D8-0	FNMA Pool MA4626 MBS 4.000% 06/01/52	03/01/2026	Paydown		55,961	55,961	56,290	56,290	0	(329)	0	(329)	0	55,961	0	0	0	375	06/01/2052	1.A
..31418E-E5-5	FNMA Pool MA4655 MBS 4.000% 07/01/52	03/01/2026	Paydown		39,923	39,923	39,215	39,246	0	677	0	677	0	39,923	0	0	0	257	07/01/2052	1.A
..31418E-F2-1	FNMA Pool MA4684 MBS 4.500% 06/01/52	03/01/2026	Paydown		35,449	35,449	35,853	35,828	0	(379)	0	(379)	0	35,449	0	0	0	290	06/01/2052	1.A
..31418N-XX-3	FNMA Pool AD1593 MBS 4.500% 02/01/40	03/01/2026	Paydown		503	503	542	530	0	(27)	0	(27)	0	503	0	0	0	4	02/01/2040	1.A
..31418P-S7-1	FNMA Pool AD2341 MBS 4.500% 03/01/40	03/01/2026	Paydown		231	231	247	240	0	(10)	0	(10)	0	231	0	0	0	2	03/01/2040	1.A
..31419A-UB-8	FNMA Pool AE0606 MBS 4.000% 11/01/40	03/01/2026	Paydown		777	777	827	812	0	(35)	0	(35)	0	777	0	0	0	5	11/01/2040	1.A
1039999999. Subtotal - asset-backed securities - financial asset-backed securities - self-liquidating - agency residential mortgage-backed securities - not/partially guaranteed (not exempt from RBC)					4,707,544	4,707,544	4,604,720	4,589,738	0	109,316	0	109,316	0	4,707,544	0	0	0	29,765	XXX	XXX
..3137HD-JC-4	FHLMC FHMR 2024-P015 A3 CMBS 4.296% 01/25/33	03/23/2026	CitiGroup		3,424,750	3,500,000	3,400,332	3,411,442	0	2,191	0	2,191	0	3,413,633	0	11,117	11,117	47,199	01/25/2033	1.A
1049999999. Subtotal - asset-backed securities - financial asset-backed securities - self-liquidating - agency commercial mortgage-backed securities - not/partially guaranteed (not exempt from RBC)					3,424,750	3,500,000	3,400,332	3,411,442	0	2,191	0	2,191	0	3,413,633	0	11,117	11,117	47,199	XXX	XXX
..46655K-AD-8	JP Morgan Mortgage Trust JPMIT 2022-6 A3 RMBS 144A 3.000% 11/25/52	03/01/2026	Paydown		27,108	27,108	24,965	25,103	0	2,005	0	2,005	0	27,108	0	0	0	148	11/25/2052	1.A FM
1059999999. Subtotal - asset-backed securities - financial asset-backed securities - self-liquidating - non-agency residential mortgage-backed securities (unaffiliated)					27,108	27,108	24,965	25,103	0	2,005	0	2,005	0	27,108	0	0	0	148	XXX	XXX
..04965J-AA-1	ATRIUM HOTEL POR AHPT 2017-ATRM A CMBS 144A 4.900% 12/15/36	02/15/2026	Paydown		66,851	66,851	66,851	66,851	0	0	0	0	0	66,851	0	0	0	569	12/15/2036	1.A FM
..08161B-AX-1	BENCHMARK MORTGA BMARK 2018-B3 A4 CMBS 3.761% 04/10/51	01/15/2026	Merrill Lynch		1,206,183	1,214,438	1,228,563	1,215,160	0	7	0	7	0	1,215,167	0	(8,984)	(8,984)	5,709	04/10/2051	1.A FM

E05.5

STATEMENT AS OF MARCH 31, 2026 OF THE UNITEDHEALTHCARE OF THE MIDLANDS, INC.

SCHEDULE D - PART 4

Show All Long-Term Bonds and Stocks Sold, Redeemed or Otherwise Disposed of During the Current Quarter

1	2	3	4	5	6	7	8	9	Change In Book/Adjusted Carrying Value					15	16	17	18	19	20	21	
									10	11	12	13	14								
CUSIP Identification	Description	Disposal Date	Name of Purchaser	Number of Shares of Stock	Consideration	Par Value	Actual Cost	Prior Year Book/Adjusted Carrying Value	Unrealized Valuation Increase/(Decrease)	Current Year's (Amortization)/Accretion	Current Year's Other Than Temporary Impairment Recognized	Total Change in Book/Adjusted Carrying Value (10 + 11 - 12)	Total Foreign Exchange Change in Book /Adjusted Carrying Value	Book/Adjusted Carrying Value at Disposal Date	Foreign Exchange Gain (Loss) on Disposal	Realized Gain (Loss) on Disposal	Total Gain (Loss) on Disposal	Bond Interest/Stock Dividends Received During Year	Stated Contractual Maturity Date	NAIC Designation, NAIC Designation Modifier and SVO Administrative Symbol	
..36250S-AB-5	GS Mortgage Secu GSMS 2018-GS10 A2 CMBS 4.003% 07/10/51	01/01/2026	Paydown		509,086	509,086	524,353	509,937	0	(851)	0	(851)	0	509,086	0	0	0	1,698	07/10/2051	1.A FM	
..36255N-AS-4	GS MORTGAGE SECU GSMS 2018-GS9 A3 CMBS 3.727% 03/10/51	01/15/2026	Merrill Lynch		1,249,566	1,258,583	1,271,064	1,259,289	0	7	0	7	0	1,259,296	0	(9,730)	(9,730)	5,863	03/10/2051	1.A FM	
..36257H-BN-5	GS MORTGAGE SECU GSMS 2019-GC40 A3 CMBS 2.904% 07/10/52	01/01/2026	Paydown		609,231	609,231	615,311	610,327	0	(1,095)	0	(1,095)	0	609,231	0	0	0	1,474	07/10/2052	1.A FM	
..61766L-BS-7	MORGAN STANLEY BAML TRUST MSBAM 2016-C28 A4 CMBS 3.544% 01/15/49	03/01/2026	Paydown		386,763	386,763	396,009	386,763	0	0	0	0	0	386,763	0	0	0	2,161	01/15/2049	1.A FM	
..95003L-AA-8	WELLS FARGO COM MORTGAGE WFCM 2021-SAVE A CMBS 144A 5.293% 02/15/40	03/15/2026	Paydown		64,358	64,358	64,358	64,358	0	0	0	0	0	64,358	0	0	0	632	02/15/2040	1.A FM	
1079999999. Subtotal - asset-backed securities - financial asset-backed securities - self-liquidating - non-agency commercial mortgage-backed securities (unaffiliated)					4,092,038	4,109,290	4,164,509	4,112,685	0	(1,932)	0	(1,932)	0	4,110,752	0	(18,714)	(18,714)	18,106	XXX	XXX	
..26244Q-AN-3	Dryden Senior Loan Fund DRSLF 2017-49A AR CLO 144A 4.879% 07/18/30	01/20/2026	Paydown		67,734	67,734	67,734	67,734	0	0	0	0	0	67,734	0	0	0	882	07/18/2030	1.A FE	
..92913U-BJ-4	Voya CLO Ltd VOYA 2015-3A A1R4 CLO 144A 4.628% 10/20/31	01/20/2026	Paydown		197,928	197,928	197,928	197,928	0	0	0	0	0	197,928	0	0	0	2,450	10/20/2031	1.A FE	
1099999999. Subtotal - asset-backed securities - financial asset-backed securities - self-liquidating - non-agency - CLOs/CBOs/CDOs (unaffiliated)					265,662	265,662	265,662	265,662	0	0	0	0	0	265,662	0	0	0	3,332	XXX	XXX	
..14318W-AD-9	CarMax Auto Owner Trust CARMX 2024-1 A3 ABS 4.920% 10/16/28	03/15/2026	Paydown		84,782	84,782	84,776	84,777	0	6	0	6	0	84,782	0	0	0	687	10/16/2028	1.A FE	
..146919-AC-9	Carvana Auto Receivables Trust CRVNA 2024-P3 A3 ABS 4.260% 10/10/29	03/10/2026	Paydown		382,633	382,633	383,022	382,749	0	(116)	0	(116)	0	382,633	0	0	0	2,693	10/10/2029	1.A FE	
..34528Q-JQ-8	Ford Credit Floorplan Master 0 FORDF 2024-4 A ABS 144A 4.400% 09/15/31	03/25/2026	Toronto Dominion Sec		1,896,141	1,900,000	1,878,699	1,882,977	0	972	0	972	0	1,883,949	0	12,191	12,191	23,454	09/15/2031	1.A FE	
..34529S-AD-1	Ford Credit Auto FORDO 2022-D A3 ABS 5.270% 05/17/27	03/15/2026	Paydown		100,874	100,874	100,860	100,865	0	9	0	9	0	100,874	0	0	0	850	05/17/2027	1.A FE	
..55340Q-AC-9	M&T Equipment Notes MTLRF 2025-1A A3 ABS 144A 4.780% 09/17/29	03/25/2026	MUFG Securities		2,400,105	2,389,000	2,388,525	2,388,586	0	24	0	24	0	2,388,610	0	11,495	11,495	31,721	09/17/2029	1.A FE	
..58769F-AC-9	MERCEDES-BENZ AUTO RECEIVABLES MBART 2023-2 A3 ABS 5.950% 11/15/28	03/15/2026	Paydown		749,970	749,970	771,180	755,628	0	(5,658)	0	(5,658)	0	749,970	0	0	0	7,205	11/15/2028	1.A FE	
..58770A-AC-7	MERCEDES-BENZ AUTO RECEIVABLES MBART 2023-1 A3 ABS 4.510% 11/15/27	03/15/2026	Paydown		465,831	465,831	464,375	465,591	0	240	0	240	0	465,831	0	0	0	3,357	11/15/2027	1.A FE	
1119999999. Subtotal - asset-backed securities - financial asset-backed securities - self-liquidating - other financial asset-backed securities - self-liquidating (unaffiliated)					6,080,336	6,073,090	6,071,437	6,061,173	0	(4,523)	0	(4,523)	0	6,056,649	0	23,686	23,686	69,967	XXX	XXX	
..05377R-ER-1	Avis Budget Rental Car Funding AESOP 2021-2A A ABS 144A 1.660% 02/20/28	01/13/2026	Pershing		1,436,518	1,468,000	1,467,912	1,467,946	0	0	0	0	0	1,467,947	0	(31,429)	(31,429)	1,625	02/20/2028	1.A FE	
..42806M-BS-7	Hertz Vehicle Financing LLC HERTZ 2023-1A A ABS 144A 5.490% 06/25/27	02/25/2026	Paydown		628,333	628,333	628,198	628,261	0	72	0	72	0	628,333	0	0	0	4,312	06/25/2027	1.A FE	
..73328N-AE-1	Porsche Innovative Lease Owner PILOT 2024-2A A3 ABS 144A 4.350% 10/20/27	03/20/2026	Paydown		65,571	65,571	65,571	65,569	0	2	0	2	0	65,571	0	0	0	647	10/20/2027	1.A FE	
1519999999. Subtotal - asset-backed securities - non-financial asset-backed securities - practical expedient - lease-backed securities - practical expedient (unaffiliated)					2,130,422	2,161,904	2,161,681	2,161,776	0	74	0	74	0	2,161,851	0	(31,429)	(31,429)	6,584	XXX	XXX	
..54627R-AL-4	LOUISIANA ST LOCAL GOVT ENVRNM Rev Bond SINK 3.615% 02/01/29	02/01/2026	Paydown		331,092	331,092	331,092	331,092	0	0	0	0	0	331,092	0	0	0	5,985	02/01/2029	1.A FE	
1539999999. Subtotal - asset-backed securities - non-financial asset-backed securities - practical expedient - other non-financial asset-backed securities - practical expedient (unaffiliated)					331,092	331,092	331,092	331,092	0	0	0	0	0	0	331,092	0	0	0	5,985	XXX	XXX
1889999999. Total - asset-backed securities (unaffiliated)					21,568,094	21,684,832	21,492,028	21,428,636	0	146,305	0	146,305	0	21,583,433	0	(15,340)	(15,340)	183,763	XXX	XXX	
1899999999. Total - asset-backed securities (affiliated)					0	0	0	0	0	0	0	0	0	0	0	0	0	0	0	XXX	XXX
1909999997. Total - asset-backed securities - Part 4					21,568,094	21,684,832	21,492,028	21,428,636	0	146,305	0	146,305	0	21,583,433	0	(15,340)	(15,340)	183,763	XXX	XXX	
1909999998. Total - asset-backed securities - Part 5					XXX	XXX	XXX	XXX	XXX	XXX	XXX	XXX	XXX	XXX	XXX	XXX	XXX	XXX	XXX	XXX	XXX

E056

STATEMENT AS OF MARCH 31, 2026 OF THE UNITEDHEALTHCARE OF THE MIDLANDS, INC.

SCHEDULE D - PART 4

Show All Long-Term Bonds and Stocks Sold, Redeemed or Otherwise Disposed of During the Current Quarter

1	2	3	4	5	6	7	8	9	Change In Book/Adjusted Carrying Value					15	16	17	18	19	20	21	
									10	11	12	13	14								
CUSIP Identification	Description	Disposal Date	Name of Purchaser	Number of Shares of Stock	Consideration	Par Value	Actual Cost	Prior Year Book/Adjusted Carrying Value	Unrealized Valuation Increase/(Decrease)	Current Year's (Amortization)/Accretion	Current Year's Other Than Temporary Impairment Recognized	Total Change in Book/Adjusted Carrying Value (10 + 11 - 12)	Total Foreign Exchange Change in Book /Adjusted Carrying Value	Book/Adjusted Carrying Value at Disposal Date	Foreign Exchange Gain (Loss) on Disposal	Realized Gain (Loss) on Disposal	Total Gain (Loss) on Disposal	Bond Interest/Stock Dividends Received During Year	Stated Contractual Maturity Date	NAIC Designation, NAIC Designation Modifier and SVO Administrative Symbol	
1909999999	Total - asset-backed securities				21,568,094	21,684,832	21,492,028	21,428,636	0	146,305	0	146,305	0	21,583,433	0	(15,340)	(15,340)	183,763	XXX	XXX	
2009999999	Total - issuer credit obligations and asset-backed securities				156,122,745	157,487,832	158,598,127	156,823,828	0	102,984	0	102,984	0	156,935,306	0	(812,561)	(812,561)	2,172,361	XXX	XXX	
4509999997	Total - preferred stocks - Part 4				0	XXX	0	0	0	0	0	0	0	0	0	0	0	0	XXX	XXX	
4509999998	Total - preferred stocks - Part 5				XXX	XXX	XXX	XXX	XXX	XXX	XXX	XXX	XXX	XXX	XXX	XXX	XXX	XXX	XXX	XXX	XXX
4509999999	Total - preferred stocks				0	XXX	0	0	0	0	0	0	0	0	0	0	0	0	XXX	XXX	
5989999997	Total - common stocks - Part 4				0	XXX	0	0	0	0	0	0	0	0	0	0	0	0	XXX	XXX	
5989999998	Total - common stocks - Part 5				XXX	XXX	XXX	XXX	XXX	XXX	XXX	XXX	XXX	XXX	XXX	XXX	XXX	XXX	XXX	XXX	XXX
5989999999	Total - common stocks				0	XXX	0	0	0	0	0	0	0	0	0	0	0	0	XXX	XXX	
5999999999	Total - preferred and common stocks				0	XXX	0	0	0	0	0	0	0	0	0	0	0	0	XXX	XXX	
6009999999	Totals				156,122,745	XXX	158,598,127	156,823,828	0	102,984	0	102,984	0	156,935,306	0	(812,561)	(812,561)	2,172,361	XXX	XXX	

Schedule DB - Part A - Section 1 - Options, Caps, Floors, Collars, Swaps and Forwards Open

N O N E

Schedule DB - Part B - Section 1 - Futures Contracts Open

N O N E

Schedule DB - Part B - Section 1B - Brokers with whom cash deposits have been made

N O N E

Schedule DB - Part D - Section 1 - Counterparty Exposure for Derivative Instruments Open

N O N E

Schedule DB - Part D-Section 2 - Collateral for Derivative Instruments Open - Pledged By

N O N E

Schedule DB - Part D-Section 2 - Collateral for Derivative Instruments Open - Pledged To

N O N E

Schedule DB - Part E - Derivatives Hedging Variable Annuity Guarantees

N O N E

Schedule DL - Part 1 - Reinvested Collateral Assets Owned

N O N E

Schedule DL - Part 2 - Reinvested Collateral Assets Owned

N O N E

STATEMENT AS OF MARCH 31, 2026 OF THE UNITEDHEALTHCARE OF THE MIDLANDS, INC.

SCHEDULE E - PART 2 - CASH EQUIVALENTS

Show Investments Owned End of Current Quarter

1	2	3	4	5	6	7	8	9
CUSIP	Description	Restricted Asset Code	Date Acquired	Stated Rate of Interest	Maturity Date	Book/Adjusted Carrying Value	Amount of Interest Due and Accrued	Amount Received During Year
0489999999. Total - issuer credit obligations (unaffiliated)						0	0	0
0499999999. Total - issuer credit obligations (affiliated)						0	0	0
0509999999. Total - issuer credit obligations						0	0	0
09248U-71-8	BlackRock Liquidity Funds T-Fund Port		03/02/2026	0.000		15,363,956	0	136,088
261908-10-7	Dreyfus Treasury Cash Mgmt Fund		03/02/2026	0.000		70,186	0	2,038
38142B-50-0	Goldman Sachs Financial Square Tr In Fd		03/30/2026	0.000		15,016,152	0	121,792
38142B-88-0	Goldman Sachs Financial Square Federal Fund		03/02/2026	0.000		14,578,752	0	120,802
60934N-50-0	Federated Treasury Oblig Mmkt		03/02/2026	0.000		15,126,012	0	131,804
665279-87-3	Northern Inst Ins-Treasury Port		03/31/2026	0.000		8,596,239	0	37,944
825252-40-6	Invesco AIM STIT TREASURY MMF		03/02/2026	0.000		70,542	0	2,039
94975H-29-6	Allspring (fmr Wells Fargo) Treasury Plus MMKT Fund - Inst		03/02/2026	0.000		14,729,483	0	125,113
8209999999. Subtotal - exempt money market mutual funds - as identified by the SVO						83,551,322	0	677,620
	UHC Liquidity Pool Pro Rata Share Portion		03/31/2026	0.000		112,732,266	0	2,505,579
8409999999. Subtotal - qualified cash pools under SSAP No. 2						112,732,266	0	2,505,579
8589999999. Total cash equivalents (unaffiliated)						196,283,588	0	3,183,199
8599999999. Total cash equivalents (affiliated)						0	0	0
8609999999 - Total cash equivalents						196,283,588	0	3,183,199