



HEALTH ANNUAL STATEMENT
 FOR THE YEAR ENDED DECEMBER 31, 2022
 OF THE CONDITION AND AFFAIRS OF THE
UnitedHealthcare of Arkansas, Inc.

NAIC Group Code 0707 0707 NAIC Company Code 95446 Employer's ID Number 63-1036819
(Current) (Prior)

Organized under the Laws of Arkansas, State of Domicile or Port of Entry AR

Country of Domicile United States of America

Licensed as business type: Health Maintenance Organization

Is HMO Federally Qualified? Yes [] No [X]

Incorporated/Organized 09/27/1990 Commenced Business 04/01/1992

Statutory Home Office 27 Corporate Hill Drive, Little Rock, AR, US 72205
(Street and Number) (City or Town, State, Country and Zip Code)

Main Administrative Office 9800 Health Care Lane MN006-W500
(Street and Number)
Minnetonka, MN, US 55343, 952-979-7572
(City or Town, State, Country and Zip Code) (Area Code) (Telephone Number)

Mail Address 9800 Health Care Lane MN006-W500, Minnetonka, MN, US 55343
(Street and Number or P.O. Box) (City or Town, State, Country and Zip Code)

Primary Location of Books and Records 9800 Health Care Lane MN006-W500
(Street and Number)
Minnetonka, MN, US 55343, 952-979-7572
(City or Town, State, Country and Zip Code) (Area Code) (Telephone Number)

Internet Website Address www.uhc.com

Statutory Statement Contact Kyle Wendell Walker Leopard, 952-936-6829
(Name) (Area Code) (Telephone Number)
kyle_leopard@uhg.com, 952-931-4651
(E-mail Address) (FAX Number)

OFFICERS

Chief Executive Officer and President Stephen Lewis Wilson Jr. Chief Financial Officer Michael Jerome Balcer
 Treasurer Peter Marshall Gill

OTHER

Nyle Brent Cottingham, Vice President Heather Anastasia Lang, Assistant Secretary Jessica Leigh Zuba, Assistant Secretary

DIRECTORS OR TRUSTEES

Michael Jerome Balcer # Robert Francis Horton Jr. Kevin Ulysse Stephens M.D.

State of _____ State of _____ State of _____
 County of _____ County of _____ County of _____

The officers of this reporting entity being duly sworn, each depose and say that they are the described officers of said reporting entity, and that on the reporting period stated above, all of the herein described assets were the absolute property of the said reporting entity, free and clear from any liens or claims thereon, except as herein stated, and that this statement, together with related exhibits, schedules and explanations therein contained, annexed or referred to, is a full and true statement of all the assets and liabilities and of the condition and affairs of the said reporting entity as of the reporting period stated above, and of its income and deductions there from for the period ended, and have been completed in accordance with the NAIC Annual Statement Instructions and Accounting Practices and Procedures manual except to the extent that: (1) state law may differ; or, (2) that state rules or regulations require differences in reporting not related to accounting practices and procedures, according to the best of their information, knowledge and belief, respectively. Furthermore, the scope of this attestation by the described officers also includes the related corresponding electronic filing with the NAIC, when required, that is an exact copy (except for formatting differences due to electronic filing) of the enclosed statement. The electronic filing may be requested by various regulators in lieu of or in addition to the enclosed statement.

<u>Nyle Brent Cottingham</u> Vice President	<u>Heather Anastasia Lang</u> Assistant Secretary	<u>Michael Jerome Balcer</u> Chief Financial Officer
Subscribed and sworn to before me this _____ day of _____	Subscribed and sworn to before me this _____ day of _____	Subscribed and sworn to before me this _____ day of _____

- a. Is this an original filing?..... Yes [X] No []
- b. If no,
1. State the amendment number.....
 2. Date filed.....
 3. Number of pages attached.....

EXHIBIT 3A - ANALYSIS OF HEALTH CARE RECEIVABLES COLLECTED AND ACCRUED

Type of Health Care Receivable	Health Care Receivables Collected or Offset During the Year		Health Care Receivables Accrued as of December 31 of Current Year		5 Health Care Receivables from Prior Years (Columns 1 + 3)	6 Estimated Health Care Receivables Accrued as of December 31 of Prior Year
	1 On Amounts Accrued Prior to January 1 of Current Year	2 On Amounts Accrued During the Year	3 On Amounts Accrued December 31 of Prior Year	4 On Amounts Accrued During the Year		
1. Pharmaceutical rebate receivables	6,335,282	1,481,035	129,135	800,587	6,464,417	7,125,225
2. Claim overpayment receivables	9,552	0	615	0	10,167	6,965
3. Loans and advances to providers	0	0	0	644	0	0
4. Capitation arrangement receivables	0	0	0	0	0	0
5. Risk sharing receivables	0	0	214,543	0	214,543	0
6. Other health care receivables.....	0	0	0	0	0	0
7. Totals (Lines 1 through 6)	6,344,834	1,481,035	344,293	801,231	6,689,127	7,132,190

Note that the accrued amounts in Columns 3, 4, and 6 are the total health care receivables, not just the admitted portion.

EXHIBIT 7 PART 1- SUMMARY OF TRANSACTIONS WITH PROVIDERS

Payment Method	1 Direct Medical Expense Payment	2 Column 1 as a % of Total Payments	3 Total Members Covered	4 Column 3 as a % of Total Members	5 Column 1 Expenses Paid to Affiliated Providers	6 Column 1 Expenses Paid to Non-Affiliated Providers
Capitation Payments:						
1. Medical groups	0	0.0	0	0.0	0	0
2. Intermediaries	72,298	0.3	3,171	100.0	72,298	0
3. All other providers	848	0.0	3,171	100.0	0	848
4. Total capitation payments	73,146	0.3	3,171	100.0	72,298	848
Other Payments:						
5. Fee-for-service	3,417,675	11.8	XXX	XXX	20,794,419	(17,376,744)
6. Contractual fee payments	23,979,804	83.1	XXX	XXX	(22,564,411)	46,544,215
7. Bonus/withhold arrangements - fee-for-service	0	0.0	XXX	XXX	0	0
8. Bonus/withhold arrangements - contractual fee payments	1,392,589	4.8	XXX	XXX	321,587	1,071,002
9. Non-contingent salaries	0	0.0	XXX	XXX	0	0
10. Aggregate cost arrangements	0	0.0	XXX	XXX	0	0
11. All other payments	0	0.0	XXX	XXX	0	0
12. Total other payments	28,790,068	99.7	XXX	XXX	(1,448,405)	30,238,473
13. TOTAL (Line 4 plus Line 12)	28,863,214	100%	XXX	XXX	(1,376,107)	30,239,321

EXHIBIT 7 - PART 2 - SUMMARY OF TRANSACTIONS WITH INTERMEDIARIES

1 NAIC Code	2 Name of Intermediary	3 Capitation Paid	4 Average Monthly Capitation	5 Intermediary's Total Adjusted Capital	6 Intermediary's Authorized Control Level RBC
	OptumHealth Care Solutions, LLC	72,298	6,025	0	0
9999999 Totals		72,298	XXX	XXX	XXX

EXHIBIT 8 - FURNITURE, EQUIPMENT AND SUPPLIES OWNED

Description	1 Cost	2 Improvements	3 Accumulated Depreciation	4 Book Value Less Encumbrances	5 Assets Not Admitted	6 Net Admitted Assets
1. Administrative furniture and equipment	NONE					
2. Medical furniture, equipment and fixtures						
3. Pharmaceuticals and surgical supplies						
4. Durable medical equipment						
5. Other property and equipment						
6. Total						



ANNUAL STATEMENT FOR THE YEAR 2022 OF THE UnitedHealthcare of Arkansas, Inc.

EXHIBIT OF PREMIUMS, ENROLLMENT AND UTILIZATION (a)

REPORT FOR: 1. CORPORATION

UnitedHealthcare of Arkansas, Inc.

2. Little Rock, AR

NAIC Group Code	0707		BUSINESS IN THE STATE OF		Arkansas		DURING THE YEAR							(LOCATION)			
							2022							NAIC Company Code			
			Comprehensive (Hospital & Medical)											95446			
	1	2		3	4	5	6	7	8	9	10	11	12	13	14		
	Total	Individual	Group	Medicare Supplement	Vision Only	Dental Only	Federal Employees Health Benefits Plan	Title XVIII Medicare	Title XIX Medicaid	Credit A&H	Disability Income	Long-Term Care	Other Health	Other Non-Health			
Total Members at end of:																	
1. Prior Year	25,113	0	5,246	0	0	0	0	19,867	0	0	0	0	0	0	0		
2. First Quarter	4,205	0	4,205	0	0	0	0	0	0	0	0	0	0	0	0		
3. Second Quarter	4,060	0	4,060	0	0	0	0	0	0	0	0	0	0	0	0		
4. Third Quarter	3,629	0	3,629	0	0	0	0	0	0	0	0	0	0	0	0		
5. Current Year	3,171	0	3,171	0	0	0	0	0	0	0	0	0	0	0	0		
6. Current Year Member Months	46,320	0	46,320	0	0	0	0	0	0	0	0	0	0	0	0		
Total Member Ambulatory Encounters for Year:																	
7. Physician	36,187	0	36,187	0	0	0	0	0	0	0	0	0	0	0	0		
8. Non-Physician	1,337	0	1,337	0	0	0	0	0	0	0	0	0	0	0	0		
9. Total	37,524	0	37,524	0	0	0	0	0	0	0	0	0	0	0	0		
10. Hospital Patient Days Incurred	681	0	681	0	0	0	0	0	0	0	0	0	0	0	0		
11. Number of Inpatient Admissions	179	0	179	0	0	0	0	0	0	0	0	0	0	0	0		
12. Health Premiums Written (b)	7,698,512	0	20,218,975	0	0	0	0	(12,520,463)	0	0	0	0	0	0	0		
13. Life Premiums Direct	0	0	0	0	0	0	0	0	0	0	0	0	0	0	0		
14. Property/Casualty Premiums Written	0	0	0	0	0	0	0	0	0	0	0	0	0	0	0		
15. Health Premiums Earned	18,534,517	0	20,201,804	0	0	0	0	(1,667,287)	0	0	0	0	0	0	0		
16. Property/Casualty Premiums Earned	0	0	0	0	0	0	0	0	0	0	0	0	0	0	0		
17. Amount Paid for Provision of Health Care Services	28,863,214	0	14,779,182	0	0	0	0	14,084,032	0	0	0	0	0	0	0		
18. Amount Incurred for Provision of Health Care Services	11,574,833	0	13,834,743	0	0	0	0	(2,259,910)	0	0	0	0	0	0	0		

(a) For health business: number of persons insured under PPO managed care products0 and number of persons insured under indemnity only products0 .

(b) For health premiums written: amount of Medicare Title XVIII exempt from state taxes or fees \$ (12,520,463)

30 AR



ANNUAL STATEMENT FOR THE YEAR 2022 OF THE UnitedHealthcare of Arkansas, Inc.

EXHIBIT OF PREMIUMS, ENROLLMENT AND UTILIZATION (a)

REPORT FOR: 1. CORPORATION

UnitedHealthcare of Arkansas, Inc.

2. Little Rock, AR

NAIC Group Code	0707	BUSINESS IN THE STATE OF		Grand Total	DURING THE YEAR										(LOCATION)				
		Comprehensive (Hospital & Medical)			4	5	6	7	8	9	10	11	12	13	14	NAIC Company Code 95446			
		2	3													Medicare Supplement	Vision Only	Dental Only	Federal Employees Health Benefits Plan
Total	Individual	Group																	
Total Members at end of:																			
1. Prior Year	25,113	0	5,246	0	0	0	0	0	19,867	0	0	0	0	0	0	0	0		
2. First Quarter	4,205	0	4,205	0	0	0	0	0	0	0	0	0	0	0	0	0	0		
3. Second Quarter	4,060	0	4,060	0	0	0	0	0	0	0	0	0	0	0	0	0	0		
4. Third Quarter	3,629	0	3,629	0	0	0	0	0	0	0	0	0	0	0	0	0	0		
5. Current Year	3,171	0	3,171	0	0	0	0	0	0	0	0	0	0	0	0	0	0		
6. Current Year Member Months	46,320	0	46,320	0	0	0	0	0	0	0	0	0	0	0	0	0	0		
Total Member Ambulatory Encounters for Year:																			
7. Physician	36,187	0	36,187	0	0	0	0	0	0	0	0	0	0	0	0	0	0		
8. Non-Physician	1,337	0	1,337	0	0	0	0	0	0	0	0	0	0	0	0	0	0		
9. Total	37,524	0	37,524	0	0	0	0	0	0	0	0	0	0	0	0	0	0		
10. Hospital Patient Days Incurred	681	0	681	0	0	0	0	0	0	0	0	0	0	0	0	0	0		
11. Number of Inpatient Admissions	179	0	179	0	0	0	0	0	0	0	0	0	0	0	0	0	0		
12. Health Premiums Written (b)	7,698,512	0	20,218,975	0	0	0	0	(12,520,463)	0	0	0	0	0	0	0	0	0		
13. Life Premiums Direct	0	0	0	0	0	0	0	0	0	0	0	0	0	0	0	0	0		
14. Property/Casualty Premiums Written	0	0	0	0	0	0	0	0	0	0	0	0	0	0	0	0	0		
15. Health Premiums Earned	18,534,517	0	20,201,804	0	0	0	0	(1,667,287)	0	0	0	0	0	0	0	0	0		
16. Property/Casualty Premiums Earned	0	0	0	0	0	0	0	0	0	0	0	0	0	0	0	0	0		
17. Amount Paid for Provision of Health Care Services	28,863,214	0	14,779,182	0	0	0	0	14,084,032	0	0	0	0	0	0	0	0	0		
18. Amount Incurred for Provision of Health Care Services	11,574,833	0	13,834,743	0	0	0	0	(2,259,910)	0	0	0	0	0	0	0	0	0		

(a) For health business: number of persons insured under PPO managed care products0 and number of persons insured under indemnity only products0 .

(b) For health premiums written: amount of Medicare Title XVIII exempt from state taxes or fees \$ (12,520,463)

30 GT

Schedule S - Part 1 - Section 2

NONE

Schedule S - Part 2

NONE

ANNUAL STATEMENT FOR THE YEAR 2022 OF THE UnitedHealthcare of Arkansas, Inc.

SCHEDULE S - PART 3 - SECTION 2

Reinsurance Ceded Accident and Health Insurance Listed by Reinsuring Company as of December 31, Current Year

1 NAIC Company Code	2 ID Number	3 Effective Date	4 Name of Company	5 Domi- ciliary Juris- diction	6 Type of Reinsurance Ceded	7 Type of Business Ceded	8 Premiums	9 Unearned Premiums (Estimated)	10 Reserve Credit Taken Other than for Unearned Premiums	Outstanding Surplus Relief		13 Modified Coinsurance Reserve	14 Funds Withheld Under Coinsurance
										11 Current Year	12 Prior Year		
79413	36-2739571	01/01/2005	UnitedHealthcare Insurance Company	CT	OTH//G	CMM	21,050	0	0	0	0	0	0
79413	36-2739571	01/01/2005	UnitedHealthcare Insurance Company	CT	OTH//G	MR	(1,667)	0	0	0	0	0	0
0299999. General Account - Authorized U.S. Affiliates - Other							19,383	0	0	0	0	0	0
0399999. Total General Account - Authorized U.S. Affiliates							19,383	0	0	0	0	0	0
0699999. Total General Account - Authorized Non-U.S. Affiliates							0	0	0	0	0	0	0
0799999. Total General Account - Authorized Affiliates							19,383	0	0	0	0	0	0
1099999. Total General Account - Authorized Non-Affiliates							0	0	0	0	0	0	0
1199999. Total General Account Authorized							19,383	0	0	0	0	0	0
1499999. Total General Account - Unauthorized U.S. Affiliates							0	0	0	0	0	0	0
1799999. Total General Account - Unauthorized Non-U.S. Affiliates							0	0	0	0	0	0	0
1899999. Total General Account - Unauthorized Affiliates							0	0	0	0	0	0	0
2199999. Total General Account - Unauthorized Non-Affiliates							0	0	0	0	0	0	0
2299999. Total General Account Unauthorized							0	0	0	0	0	0	0
2599999. Total General Account - Certified U.S. Affiliates							0	0	0	0	0	0	0
2899999. Total General Account - Certified Non-U.S. Affiliates							0	0	0	0	0	0	0
2999999. Total General Account - Certified Affiliates							0	0	0	0	0	0	0
3299999. Total General Account - Certified Non-Affiliates							0	0	0	0	0	0	0
3399999. Total General Account Certified							0	0	0	0	0	0	0
3699999. Total General Account - Reciprocal Jurisdiction U.S. Affiliates							0	0	0	0	0	0	0
3999999. Total General Account - Reciprocal Jurisdiction Non-U.S. Affiliates							0	0	0	0	0	0	0
4099999. Total General Account - Reciprocal Jurisdiction Affiliates							0	0	0	0	0	0	0
4399999. Total General Account - Reciprocal Jurisdiction Non-Affiliates							0	0	0	0	0	0	0
4499999. Total General Account Reciprocal Jurisdiction							0	0	0	0	0	0	0
4599999. Total General Account Authorized, Unauthorized, Reciprocal Jurisdiction and Certified							19,383	0	0	0	0	0	0
4899999. Total Separate Accounts - Authorized U.S. Affiliates							0	0	0	0	0	0	0
5199999. Total Separate Accounts - Authorized Non-U.S. Affiliates							0	0	0	0	0	0	0
5299999. Total Separate Accounts - Authorized Affiliates							0	0	0	0	0	0	0
5599999. Total Separate Accounts - Authorized Non-Affiliates							0	0	0	0	0	0	0
5699999. Total Separate Accounts Authorized							0	0	0	0	0	0	0
5999999. Total Separate Accounts - Unauthorized U.S. Affiliates							0	0	0	0	0	0	0
6299999. Total Separate Accounts - Unauthorized Non-U.S. Affiliates							0	0	0	0	0	0	0
6399999. Total Separate Accounts - Unauthorized Affiliates							0	0	0	0	0	0	0
6699999. Total Separate Accounts - Unauthorized Non-Affiliates							0	0	0	0	0	0	0
6799999. Total Separate Accounts Unauthorized							0	0	0	0	0	0	0
7099999. Total Separate Accounts - Certified U.S. Affiliates							0	0	0	0	0	0	0
7399999. Total Separate Accounts - Certified Non-U.S. Affiliates							0	0	0	0	0	0	0
7499999. Total Separate Accounts - Certified Affiliates							0	0	0	0	0	0	0
7799999. Total Separate Accounts - Certified Non-Affiliates							0	0	0	0	0	0	0
7899999. Total Separate Accounts Certified							0	0	0	0	0	0	0
8199999. Total Separate Accounts - Reciprocal Jurisdiction U.S. Affiliates							0	0	0	0	0	0	0
8499999. Total Separate Accounts - Reciprocal Jurisdiction Non-U.S. Affiliates							0	0	0	0	0	0	0
8599999. Total Separate Accounts - Reciprocal Jurisdiction Affiliates							0	0	0	0	0	0	0
8899999. Total Separate Accounts - Reciprocal Jurisdiction Non-Affiliates							0	0	0	0	0	0	0
8999999. Total Separate Accounts Reciprocal Jurisdiction							0	0	0	0	0	0	0
9099999. Total Separate Accounts Authorized, Unauthorized, Reciprocal Jurisdiction and Certified							0	0	0	0	0	0	0
9199999. Total U.S. (Sum of 0399999, 0899999, 1499999, 1999999, 2599999, 3099999, 3699999, 4199999, 4899999, 5399999, 5999999, 6499999, 7099999, 7599999, 8199999 and 8699999)							19,383	0	0	0	0	0	0
9299999. Total Non-U.S. (Sum of 0699999, 0999999, 1799999, 2099999, 2899999, 3199999, 3999999, 4299999, 5199999, 5499999, 6299999, 6599999, 7399999, 7699999, 8499999 and 8799999)							0	0	0	0	0	0	0
9999999 - Totals							19,383	0	0	0	0	0	0

Schedule S - Part 4

NONE

Schedule S - Part 4 - Bank Footnote

NONE

Schedule S - Part 5

NONE

Schedule S - Part 5 - Bank Footnote

NONE

SCHEDULE S - PART 6

Five Year Exhibit of Reinsurance Ceded Business (\$000 Omitted)

	1 2022	2 2021	3 2020	4 2019	5 2018
A. OPERATIONS ITEMS					
1. Premiums	21	27	24	21	23
2. Title XVIII - Medicare	(2)	230	208	111	42
3. Title XIX - Medicaid	0	0	0	0	0
4. Commissions and reinsurance expense allowance	0	0	0	0	0
5. Total hospital and medical expenses	0	0	0	3	0
B. BALANCE SHEET ITEMS					
6. Premiums receivable	2	20	21	12	6
7. Claims payable	0	0	0	0	0
8. Reinsurance recoverable on paid losses	0	0	0	0	0
9. Experience rating refunds due or unpaid	0	0	0	0	0
10. Commissions and reinsurance expense allowances due	0	0	0	0	0
11. Unauthorized reinsurance offset	0	0	0	0	0
12. Offset for reinsurance with Certified Reinsurers	0	0	0	0	0
C. UNAUTHORIZED REINSURANCE (DEPOSITS BY AND FUNDS WITHHELD FROM)					
13. Funds deposited by and withheld from (F)	0	0	0	0	0
14. Letters of credit (L)	0	0	0	0	0
15. Trust agreements (T)	0	0	0	0	0
16. Other (O)	0	0	0	0	0
D. REINSURANCE WITH CERTIFIED REINSURERS (DEPOSITS BY AND FUNDS WITHHELD FROM)					
17. Multiple Beneficiary Trust	0	0	0	0	0
18. Funds deposited by and withheld from (F)	0	0	0	0	0
19. Letters of credit (L)	0	0	0	0	0
20. Trust agreements (T)	0	0	0	0	0
21. Other (O)	0	0	0	0	0

SCHEDULE S - PART 7

Restatement of Balance Sheet to Identify Net Credit For Ceded Reinsurance

	1 As Reported (net of ceded)	2 Restatement Adjustments	3 Restated (gross of ceded)
ASSETS (Page 2, Col. 3)			
1. Cash and invested assets (Line 12)	38,506,703	0	38,506,703
2. Accident and health premiums due and unpaid (Line 15)	340,823	0	340,823
3. Amounts recoverable from reinsurers (Line 16.1)	0	0	0
4. Net credit for ceded reinsurance	XXX	(1,542)	(1,542)
5. All other admitted assets (Balance)	1,732,655	0	1,732,655
6. Total assets (Line 28)	40,580,181	(1,542)	40,578,639
LIABILITIES, CAPITAL AND SURPLUS (Page 3)			
7. Claims unpaid (Line 1)	2,794,151	0	2,794,151
8. Accrued medical incentive pool and bonus payments (Line 2)	115,665	0	115,665
9. Premiums received in advance (Line 8)	478,231	0	478,231
10. Funds held under reinsurance treaties with authorized and unauthorized reinsurers (Line 19 first inset amount plus second inset amount)	0	0	0
11. Reinsurance in unauthorized companies (Line 20 minus inset amount)	0	0	0
12. Reinsurance with Certified Reinsurers (Line 20 inset amount)	0	0	0
13. Funds held under reinsurance treaties with Certified Reinsurers (Line 19 third inset amount)	0	0	0
14. All other liabilities (Balance)	2,094,401	(1,542)	2,092,859
15. Total liabilities (Line 24)	5,482,448	(1,542)	5,480,906
16. Total capital and surplus (Line 33)	35,097,733	XXX	35,097,733
17. Total liabilities, capital and surplus (Line 34)	40,580,181	(1,542)	40,578,639
NET CREDIT FOR CEDED REINSURANCE			
18. Claims unpaid	0		
19. Accrued medical incentive pool	0		
20. Premiums received in advance	0		
21. Reinsurance recoverable on paid losses	0		
22. Other ceded reinsurance recoverables	0		
23. Total ceded reinsurance recoverables	0		
24. Premiums receivable	0		
25. Funds held under reinsurance treaties with authorized and unauthorized reinsurers	0		
26. Unauthorized reinsurance	0		
27. Reinsurance with Certified Reinsurers	0		
28. Funds held under reinsurance treaties with Certified Reinsurers	0		
29. Other ceded reinsurance payables/offsets	1,542		
30. Total ceded reinsurance payables/offsets	1,542		
31. Total net credit for ceded reinsurance	(1,542)		

Schedule T - Part 2 - Interstate Compact

N O N E

ANNUAL STATEMENT FOR THE YEAR 2022 OF THE UnitedHealthcare of Arkansas, Inc.

SCHEDULE Y

PART 1A - DETAIL OF INSURANCE HOLDING COMPANY SYSTEM

1	2	3	4	5	6	7	8	9	10	11	12	13	14	15	16
Group Code	Group Name	NAIC Company Code	ID Number	Federal RSSD	CIK	Name of Securities Exchange if Publicly Traded (U.S. or International)	Names of Parent, Subsidiaries Or Affiliates	Domiciliary Location	Relationship to Reporting Entity	Directly Controlled by (Name of Entity/Person)	Type of Control (Ownership, Board, Management, Attorney-in-Fact, Influence, Other)	If Control is Ownership Provide Percentage	Ultimate Controlling Entity(ies)/Person(s)	Is an SCA Filing Required? (Yes/No)	*
		00000	98-1308130				1070715 B.C. Unlimited Liability Company	..CAN	..NIA	OptumRx Group Holdings, Inc.	Ownership	100.000	UnitedHealth Group Incorporated	..NO	
		00000	20-2904092				1st Avenue Pharmacy, Inc.	..WA	..NIA	Genoa Healthcare LLC	Ownership	100.000	UnitedHealth Group Incorporated	..NO	
		00000	27-2624551				310 Canyon Medical, LLC	..CA	..NIA	Monarch Management Services, Inc.	Ownership	100.000	UnitedHealth Group Incorporated	..NO	
		00000	45-2402948				4C Medical Group, PLC	..AZ	..NIA	Greater Phoenix Collaborative Care, P.C.	Ownership	100.000	UnitedHealth Group Incorporated	..NO	1
		00000	84-1900997				4C MSO LLC	..DE	..NIA	Collaborative Care Holdings, LLC	Ownership	70.000	UnitedHealth Group Incorporated	..NO	
		00000	35-2607738				5995 Minnetonka, LLC	..DE	..NIA	UnitedHealthcare Insurance Company	Ownership	100.000	UnitedHealth Group Incorporated	..NO	
		00000	41-2174802				A Better Way Therapy, L.L.C.	..NE	..NIA	Refresh Mental Health, Inc.	Ownership	100.000	UnitedHealth Group Incorporated	..NO	
		00000	22-3149900				A.G. Dikengil, Inc.	..NJ	..NIA	Optum Medical Care of New Jersey, P.C.	Ownership	100.000	UnitedHealth Group Incorporated	..NO	1
		00000					A+ Learning and Development Centers LLC	..OH	..NIA	OhioSolutions.org LLC	Ownership	100.000	UnitedHealth Group Incorporated	..NO	
		00000	85-4328419				AbleTo Behavioral Health Services of Michigan, P.C.	..MI	..NIA	Physician(s) Owned	Influence	0.000	UnitedHealth Group Incorporated	..NO	1
		00000	85-4306375				AbleTo Behavioral Health Services of New Jersey, P.C.	..NJ	..NIA	Physician(s) Owned	Influence	0.000	UnitedHealth Group Incorporated	..NO	1
		00000	47-5519672				AbleTo Behavioral Health Services, PC	..CT	..NIA	Physician(s) Owned	Influence	0.000	UnitedHealth Group Incorporated	..NO	1
		00000	85-0739865				AbleTo Licensed Clinical Social Worker Services, P.C.	..CA	..NIA	Physician(s) Owned	Influence	0.000	UnitedHealth Group Incorporated	..NO	1
		00000	88-2290313				AbleTo Psychiatry Health Services, P.C.	..MA	..NIA	Physician(s) Owned	Influence	0.000	UnitedHealth Group Incorporated	..NO	1
		00000	46-2468224				AbleTo, Inc.	..DE	..NIA	Avery Parent Holdings, Inc.	Ownership	100.000	UnitedHealth Group Incorporated	..NO	
		00000	26-3329157				Accurate Rx Pharmacy Consulting, LLC	..MO	..NIA	Diplomat Pharmacy, Inc.	Ownership	100.000	UnitedHealth Group Incorporated	..NO	
		00000	41-1913523				AccuReg Holdings, LLC	..DE	..NIA	OptumInsight, Inc.	Ownership	100.000	UnitedHealth Group Incorporated	..NO	
		00000	27-0015861				ACN Group IPA of New York, Inc.	..NY	..NIA	OptumHealth Care Solutions, LLC	Ownership	100.000	UnitedHealth Group Incorporated	..NO	
		00000	98-1446128				ACN Group of California, Inc.	..CA	..IA	OptumHealth Care Solutions, LLC	Ownership	100.000	UnitedHealth Group Incorporated	..NO	
		00000	98-1446128				Administradora Clínica La Colina S.A.S.	..COL	..NIA	CDC Holdings Colombia S.A.S.	Ownership	50.000	UnitedHealth Group Incorporated	..NO	
		00000	98-1446128				Administradora Clínica La Colina S.A.S.	..COL	..NIA	Banmedica Internacional SpA	Ownership	50.000	UnitedHealth Group Incorporated	..NO	
		00000	98-1446125				Administradora Country S.A.S.	..COL	..NIA	Banmedica Internacional SpA	Ownership	50.000	UnitedHealth Group Incorporated	..NO	
		00000	98-1446125				Administradora Country S.A.S.	..COL	..NIA	CDC Holdings Colombia S.A.S.	Ownership	50.000	UnitedHealth Group Incorporated	..NO	
		00000	98-1451601				Administradora Médica Centromed S.A.	..CHL	..NIA	Vida Integra S.p.A.	Ownership	76.750	UnitedHealth Group Incorporated	..NO	
		00000	88-3999538				Advanced Surgery Center of Carlsbad, LLC	..CA	..NIA	SCA-Carlsbad Holdings, LLC	Ownership	100.000	UnitedHealth Group Incorporated	..NO	
		00000	20-1310827				Advanced Surgery Center of Clifton, LLC	..NJ	..NIA	SCA Clifton, LLC	Ownership	74.100	UnitedHealth Group Incorporated	..NO	
		00000	47-5144859				Advanced Surgical Center, LLC	..TX	..NIA	SCA Duncanville Holdings, LLC	Ownership	51.000	UnitedHealth Group Incorporated	..NO	
		00000	26-4093335				Advanced Surgical Hospital, LLC	..PA	..NIA	SCA Southwestern PA, LLC	Ownership	60.796	UnitedHealth Group Incorporated	..NO	
		00000	26-3209183				Advanced Therapy Associates, LLC	..OK	..NIA	Refresh Mental Health, Inc.	Ownership	100.000	UnitedHealth Group Incorporated	..NO	
		00000	47-5337115				Advocate Condell Ambulatory Surgery Center, LLC	..IL	..NIA	Advocate-SCA Partners, LLC	Ownership	51.000	UnitedHealth Group Incorporated	..NO	
		00000	36-4437931				Advocate Southwest Ambulatory Surgery Center, LLC	..IL	..NIA	Advocate-SCA Partners, LLC	Ownership	63.000	UnitedHealth Group Incorporated	..NO	
		00000	47-4012497				Advocate-SCA Partners, LLC	..DE	..NIA	SCA-Illinois, LLC	Ownership	51.000	UnitedHealth Group Incorporated	..NO	
		00000	46-1494814				Affirmations Psychological Services, LLC	..OH	..NIA	Refresh Mental Health, Inc.	Ownership	100.000	UnitedHealth Group Incorporated	..NO	
		00000	45-4171713				AHN Accountable Care Organization, LLC	..IN	..NIA	American Health Network of Indiana, LLC	Ownership	100.000	UnitedHealth Group Incorporated	..NO	1
		00000	35-2109566				AHN Central Services, LLC	..IN	..NIA	AHN Target Holdings, LLC	Ownership	100.000	UnitedHealth Group Incorporated	..NO	
		00000	35-2582899				AHN Target Holdings, LLC	..DE	..NIA	Collaborative Care Holdings, LLC	Ownership	80.100	UnitedHealth Group Incorporated	..NO	
		00000	30-1301656				Aircraft Flight Specialists LLC	..DE	..NIA	United HealthCare Services, Inc.	Ownership	100.000	UnitedHealth Group Incorporated	..NO	
		00000	46-3477124				Aleph Psychological Services Inc.	..CA	..NIA	Physician(s) Owned	Influence	0.000	UnitedHealth Group Incorporated	..NO	1
		00000	98-1447435				Aliansalud Entidad Promotora de Salud S.A.	..COL	..NIA	Banmedica S.A.	Ownership	76.290	UnitedHealth Group Incorporated	..NO	
		00000	98-1447435				Aliansalud Entidad Promotora de Salud S.A.	..COL	..NIA	Constructora Inmobiliaria Magapoq S.A.	Ownership	0.000	UnitedHealth Group Incorporated	..NO	
.0707	UnitedHealth Group Incorporated	82406	35-1665915				All Savers Insurance Company	..IN	..IA	Golden Rule Financial Corporation	Ownership	100.000	UnitedHealth Group Incorporated	..NO	
.0707	UnitedHealth Group Incorporated	73130	35-1744596				All Savers Life Insurance Company of California	..CA	..IA	Golden Rule Financial Corporation	Ownership	100.000	UnitedHealth Group Incorporated	..NO	
		00000	27-1367127				Alliance Surgical Center, LLC	..FL	..NIA	Endoscopy Center Affiliates, Inc.	Ownership	12.500	UnitedHealth Group Incorporated	..NO	

ANNUAL STATEMENT FOR THE YEAR 2022 OF THE UnitedHealthcare of Arkansas, Inc.

SCHEDULE Y
PART 1A - DETAIL OF INSURANCE HOLDING COMPANY SYSTEM

1	2	3	4	5	6	7	8	9	10	11	12	13	14	15	16
Group Code	Group Name	NAIC Company Code	ID Number	Federal RSSD	CIK	Name of Securities Exchange if Publicly Traded (U.S. or International)	Names of Parent, Subsidiaries Or Affiliates	Domiciliary Location	Relationship to Reporting Entity	Directly Controlled by (Name of Entity/Person)	Type of Control (Ownership, Board, Management, Attorney-in-Fact, Influence, Other)	If Control is Ownership Provide Percentage	Ultimate Controlling Entity(ies)/Person(s)	Is an SCA Filing Required? (Yes/No)	*
		00000	27-1367127				Alliance Surgical Center, LLC	..FL.....	..NIA.....	SCA-Alliance, LLC	Ownership.....	..51.000	UnitedHealth Group Incorporated	..NO.....	
		00000	87-2158427				Allina Health Heart and Vascular Surgery Center, LLC	..MN.....	..NIA.....	WestHealth JV Holdings, LLC	Ownership.....	..51.000	UnitedHealth Group Incorporated	..NO.....	..2
		00000	87-1746250				Allina Health Surgery Center - Brooklyn Park, LLC	..MN.....	..NIA.....	WestHealth JV Holdings, LLC	Ownership.....	..51.000	UnitedHealth Group Incorporated	..NO.....	..2
		00000	88-3732480				Allina Health Surgery Center - Lakeville, LLC	..MN.....	..NIA.....	WestHealth JV Holdings, LLC	Ownership.....	..100.000	UnitedHealth Group Incorporated	..NO.....	
		00000	88-2406421				Allina Health Surgery Center - Vadnais Heights, LLC	..MN.....	..NIA.....	WestHealth JV Holdings, LLC	Ownership.....	..51.000	UnitedHealth Group Incorporated	..NO.....	
		00000	63-1231942				Aloha Surgical Center, LLC	..TN.....	..NIA.....	Surgery Center of Maui, LLC	Ownership.....	..67.000	UnitedHealth Group Incorporated	..NO.....	
		00000	65-1095227				Ambient Healthcare, Inc.	..FL.....	..NIA.....	Ambient Holdings, Inc.	Ownership.....	..100.000	UnitedHealth Group Incorporated	..NO.....	
		00000	45-2161438				Ambient Holdings, Inc.	..DE.....	..NIA.....	Optum Infusion Services 500, Inc.	Ownership.....	..100.000	UnitedHealth Group Incorporated	..NO.....	
		00000	88-2464526				Ambulatory Partner Holdings, LLC	..NY.....	..NIA.....	SC Affiliates, LLC	Ownership.....	..100.000	UnitedHealth Group Incorporated	..NO.....	
		00000	35-1930805				American Health Network of Indiana II, LLC	..IN.....	..NIA.....	AHN Target Holdings, LLC	Ownership.....	..100.000	UnitedHealth Group Incorporated	..NO.....	
		00000	35-2108729				American Health Network of Indiana, LLC	..IN.....	..NIA.....	Physician(s) Owned	Influence.....	..0.000	UnitedHealth Group Incorporated	..NO.....	..1
		00000	85-2849994				American Health Network of Kentucky, LLC	..KY.....	..NIA.....	AHN Target Holdings, LLC	Ownership.....	..100.000	UnitedHealth Group Incorporated	..NO.....	
		00000	45-4132160				American Health Network of Ohio Care Organization, LLC	..OH.....	..NIA.....	AHN Target Holdings, LLC	Ownership.....	..100.000	UnitedHealth Group Incorporated	..NO.....	
		00000	31-1424956				American Health Network of Ohio II, LLC	..OH.....	..NIA.....	AHN Target Holdings, LLC	Ownership.....	..100.000	UnitedHealth Group Incorporated	..NO.....	
		00000	31-1424957				American Health Network of Ohio, LLC	..OH.....	..NIA.....	AHN Target Holdings, LLC	Ownership.....	..100.000	UnitedHealth Group Incorporated	..NO.....	
		00000	54-1743136				AmeriChoice Corporation	..DE.....	..NIA.....	UnitedHealth Group Incorporated	Ownership.....	..100.000	UnitedHealth Group Incorporated	..NO.....	
0707	UnitedHealth Group Incorporated	95497	22-3368602				AmeriChoice of New Jersey, Inc.	..NJ.....	..IA.....	AmeriChoice Corporation	Ownership.....	..100.000	UnitedHealth Group Incorporated	..NO.....	
		00000	98-1108620				AMG Health, LLC	..DE.....	..NIA.....	Collaborative Care Services, Inc.	Ownership.....	..100.000	UnitedHealth Group Incorporated	..NO.....	
		00000	98-1108620				Amico Saúde Ltda.	..BRA.....	..NIA.....	Santa Helena Assistência Médica S.A.	Ownership.....	..99.346	UnitedHealth Group Incorporated	..NO.....	
		00000	98-1108620				Amico Saúde Ltda.	..BRA.....	..NIA.....	Cemed Care - Empresa de Atendimento Clínico Geral Ltda.	Ownership.....	..0.654	UnitedHealth Group Incorporated	..NO.....	
		00000	20-4446058				Amigo Family Counseling, LLC	..OH.....	..NIA.....	Refresh Mental Health, Inc.	Ownership.....	..100.000	UnitedHealth Group Incorporated	..NO.....	
		00000	98-1454564				Amil Assistência Médica Internacional S.A.	..BRA.....	..NIA.....	Participações Multiestratégia	Ownership.....	..100.000	UnitedHealth Group Incorporated	..NO.....	
		00000	81-2112951				Análisis Clínicos ML S.A.C.	..PER.....	..NIA.....	Pacífico S.A. Entidad Prestadora de Salud	Ownership.....	..100.000	UnitedHealth Group Incorporated	..NO.....	
		00000	82-5124069				Angie Coil FNP, PLLC	..AZ.....	..NIA.....	Greater Phoenix Collaborative Care, P.C.	Ownership.....	..100.000	UnitedHealth Group Incorporated	..NO.....	..1
		00000	82-4763728				Angiografia e Hemodinâmica Madre Theodora Ltda.	..BRA.....	..NIA.....	Esho - Empresa de Serviços Hospitalares S.A.	Ownership.....	..51.000	UnitedHealth Group Incorporated	..NO.....	
		00000	36-4210293				Anne Arundel-SCA Holdings, LLC	..MD.....	..NIA.....	SCA-Anne Arundel, LLC	Ownership.....	..33.340	UnitedHealth Group Incorporated	..NO.....	..2
		00000	26-3913051				Anne Arundel-SCA Surgicenter, LLC	..MD.....	..NIA.....	Anne Arundel-SCA Holdings, LLC	Ownership.....	..62.260	UnitedHealth Group Incorporated	..NO.....	..2
		00000	14-1890491				Antelope Valley Surgery Center, L.P.	..CA.....	..NIA.....	NSC Lancaster, LLC	Ownership.....	..91.747	UnitedHealth Group Incorporated	..NO.....	
		00000	33-0845269				Apothecary Holdings, Inc.	..DE.....	..NIA.....	OptumRx Holdings, LLC	Ownership.....	..100.000	UnitedHealth Group Incorporated	..NO.....	
		00000	33-0898174				AppleCare Hospitalists Medical Group, Inc.	..CA.....	..NIA.....	Physician(s) Owned	Influence.....	..0.000	UnitedHealth Group Incorporated	..NO.....	..1
		00000	27-2068687				AppleCare Medical ACO, LLC	..CA.....	..NIA.....	AppleCare Medical Group, Inc.	Ownership.....	..100.000	UnitedHealth Group Incorporated	..NO.....	..1
		00000	87-2065975				AppleCare Medical Group St. Francis, Inc.	..CA.....	..NIA.....	Physician(s) Owned	Influence.....	..0.000	UnitedHealth Group Incorporated	..NO.....	..1
		00000	75-2285078				AppleCare Medical Group, Inc.	..CA.....	..NIA.....	Physician(s) Owned	Influence.....	..0.000	UnitedHealth Group Incorporated	..NO.....	..1
		00000	75-2285078				AppleCare Medical Management, LLC	..DE.....	..NIA.....	Collaborative Care Holdings, LLC	Ownership.....	..100.000	UnitedHealth Group Incorporated	..NO.....	
		00000	86-3124559				APS - Assistência Personalizada à Saúde Ltda.	..BRA.....	..NIA.....	Amil Assistência Médica Internacional S.A.	Ownership.....	..100.000	UnitedHealth Group Incorporated	..NO.....	
		00000	82-4763728				Aquitania Chilean Holding SpA	..CHL.....	..NIA.....	Bordeaux UK Holdings II Limited	Ownership.....	..100.000	UnitedHealth Group Incorporated	..NO.....	
		00000	75-2285078				Arcadia JV Holdings, LLC	..DE.....	..NIA.....	Surgicenters of Southern California, Inc.	Ownership.....	..51.000	UnitedHealth Group Incorporated	..NO.....	
		00000	75-2285078				Arcadia Outpatient Surgery Center, L.P.	..CA.....	..NIA.....	Surgicenters of Southern California, Inc.	Ownership.....	..25.500	UnitedHealth Group Incorporated	..NO.....	..2
		00000	75-2285078				Arcadia Outpatient Surgery Center, L.P.	..CA.....	..NIA.....	Arcadia JV Holdings, LLC	Ownership.....	..51.000	UnitedHealth Group Incorporated	..NO.....	..2
		00000	86-3124559				ArchWell Health MSO, LLC	..DE.....	..NIA.....	ArchWell Health, LLC	Ownership.....	..100.000	UnitedHealth Group Incorporated	..NO.....	

ANNUAL STATEMENT FOR THE YEAR 2022 OF THE UnitedHealthcare of Arkansas, Inc.

SCHEDULE Y
PART 1A - DETAIL OF INSURANCE HOLDING COMPANY SYSTEM

1	2	3	4	5	6	7	8	9	10	11	12	13	14	15	16
Group Code	Group Name	NAIC Company Code	ID Number	Federal RSSD	CIK	Name of Securities Exchange if Publicly Traded (U.S. or International)	Names of Parent, Subsidiaries Or Affiliates	Domi-ciliary Location	Relation-ship to Reporting Entity	Directly Controlled by (Name of Entity/Person)	Type of Control (Ownership, Board, Management, Attorney-in-Fact, Influence, Other)	If Control is Ownership Provide Percentage	Ultimate Controlling Entity(ies)/Person(s)	Is an SCA Filing Re-quired? (Yes/No)	*
		00000	86-3278602				ArchWell Health Professional Services Holding Co.	DE	NIA	Physician(s) Owned	Influence	0.000	UnitedHealth Group Incorporated	NO	1
		00000	86-3152173				ArchWell Health Professional Services of Alabama, LLC	AL	NIA	ArchWell Health Professional Services Holding Co.	Ownership	100.000	UnitedHealth Group Incorporated	NO	1
		00000	87-2986923				ArchWell Health Professional Services of Arizona, LLC	AZ	NIA	ArchWell Health Professional Services Holding Co.	Ownership	100.000	UnitedHealth Group Incorporated	NO	1
		00000	88-3481216				ArchWell Health Professional Services of Florida, P.A.	FL	NIA	Physician(s) Owned	Influence	0.000	UnitedHealth Group Incorporated	NO	1
		00000	86-3241870				ArchWell Health Professional Services of Kansas, P.A.	KS	NIA	Physician(s) Owned	Influence	0.000	UnitedHealth Group Incorporated	NO	1
		00000	87-3065955				ArchWell Health Professional Services of Nebraska, LLC	NE	NIA	ArchWell Health Professional Services Holding Co.	Ownership	100.000	UnitedHealth Group Incorporated	NO	1
		00000	88-1285211				ArchWell Health Professional Services of Nevada, P.C.	NV	NIA	Physician(s) Owned	Influence	0.000	UnitedHealth Group Incorporated	NO	1
		00000	86-3222071				ArchWell Health Professional Services of North Carolina, P.C.	NC	NIA	Physician(s) Owned	Influence	0.000	UnitedHealth Group Incorporated	NO	1
		00000	86-3190019				ArchWell Health Professional Services of Oklahoma, LLC	OK	NIA	ArchWell Health Professional Services Holding Co.	Ownership	100.000	UnitedHealth Group Incorporated	NO	1
		00000	85-0496329				ArchWell Health, LLC	DE	NIA	Optum Growth Partners, LLC	Ownership	99.600	UnitedHealth Group Incorporated	NO	
		00000	46-4843100				Arise Physician Group	TX	NIA	SCA Austin Holdings, LLC	Ownership	100.000	UnitedHealth Group Incorporated	NO	
		00000	86-0813232				Arizona Physicians IPA, Inc.	AZ	IA	UnitedHealthcare, Inc.	Ownership	100.000	UnitedHealth Group Incorporated	NO	
		00000	75-2055800				Arlington Surgery Center, LLC	TX	NIA	Surgical Care Affiliates, LLC	Influence	0.000	UnitedHealth Group Incorporated	NO	
		00000	33-0658815				ARTA Western California, Inc.	CA	NIA	Physician(s) Owned	Influence	0.000	UnitedHealth Group Incorporated	NO	1
		00000	46-3907136				ASC Holdings of New Jersey, LLC	NJ	NIA	SC Affiliates, LLC	Ownership	80.410	UnitedHealth Group Incorporated	NO	
		00000	95-4348431				ASC Network, LLC	DE	NIA	Surgical Care Affiliates, LLC	Ownership	100.000	UnitedHealth Group Incorporated	NO	
		00000	04-3403101				Aspectus, Inc.	MA	NIA	Reliant Medical Group, Inc.	Ownership	100.000	UnitedHealth Group Incorporated	NO	1
		00000	86-0882561				Astra Medical Clinic, PLLC	AZ	NIA	Greater Phoenix Collaborative Care, P.C.	Ownership	100.000	UnitedHealth Group Incorporated	NO	1
		00000	87-1477698				ASV-HOPCo-SCA Cornerstone, LLC	FL	NIA	PPH Holdings, LLC	Ownership	100.000	UnitedHealth Group Incorporated	NO	
		00000	87-3912899				ASV-HOPCo-SCA Florida, LLC	FL	NIA	SCA-First Coast, LLC	Ownership	39.220	UnitedHealth Group Incorporated	NO	2
		00000	58-1287486				Atlanta Outpatient Surgery Center, Inc.	GA	NIA	SC Affiliates, LLC	Ownership	100.000	UnitedHealth Group Incorporated	NO	
		00000	74-2452953				Atlanta Surgery Center, Ltd. (L.P.)	GA	NIA	Atlanta Outpatient Surgery Center, Inc.	Ownership	66.030	UnitedHealth Group Incorporated	NO	
		00000					Atrius Health, Inc.	MA	NIA	Physician(s) Owned	Influence	0.000	UnitedHealth Group Incorporated	NO	1
		00000	87-1803974				Atrius MSO, LLC	DE	NIA	Collaborative Care Holdings, LLC	Ownership	100.000	UnitedHealth Group Incorporated	NO	
		00000	47-0990056				Audax Health Solutions, LLC	DE	NIA	Rally Health, Inc.	Ownership	100.000	UnitedHealth Group Incorporated	NO	
		00000	87-1746405				Aventura Medical Tower Surgery Center, LLC	FL	NIA	SCA Aventura Holdings, LLC	Ownership	51.000	UnitedHealth Group Incorporated	NO	
		00000	84-5191428				Avery Parent Holdings, Inc.	DE	NIA	OptumHealth Holdings, LLC	Ownership	100.000	UnitedHealth Group Incorporated	NO	
		00000	20-4057813				Aveta Inc.	DE	NIA	Collaborative Care Holdings, LLC	Ownership	100.000	UnitedHealth Group Incorporated	NO	
		00000	30-0842394				AxelaCare Intermediate Holdings, LLC	DE	NIA	OptumRx, Inc.	Ownership	100.000	UnitedHealth Group Incorporated	NO	
		00000	61-1708598				AxelaCare, LLC	DE	NIA	AxelaCare Intermediate Holdings, LLC	Ownership	100.000	UnitedHealth Group Incorporated	NO	
		00000	72-1097827				B.R.A.S.S. Partnership in Commendam	LA	NIA	Surgery Center Holding, LLC	Ownership	71.190	UnitedHealth Group Incorporated	NO	
		00000	98-1462787				Banmedica Colombia S.A.S.	COL	NIA	Banmedica Internacional SpA	Ownership	100.000	UnitedHealth Group Incorporated	NO	
		00000	98-1444151				Banmedica Internacional SpA	CHL	NIA	Banmedica S.A.	Ownership	99.000	UnitedHealth Group Incorporated	NO	
		00000	98-1444151				Banmedica Internacional SpA	CHL	NIA	Saden S.A.	Ownership	1.000	UnitedHealth Group Incorporated	NO	
		00000	98-1444127				Banmedica S.A.	CHL	NIA	Bordeaux Holding SpA	Ownership	99.390	UnitedHealth Group Incorporated	NO	
		00000	47-2083076				Beach Surgical Holdings II, LLC	CA	NIA	SCA Surgicare of Laguna Hills, LLC	Ownership	49.000	UnitedHealth Group Incorporated	NO	2
		00000	47-4504390				Beach Surgical Holdings III, LLC	CA	NIA	Surgicare of La Veta, Inc.	Ownership	61.730	UnitedHealth Group Incorporated	NO	
		00000	37-1708521				Beach Surgical Holdings LLC	CA	NIA	SCA Surgicare of Laguna Hills, LLC	Ownership	49.000	UnitedHealth Group Incorporated	NO	2
		00000	33-0645967				Beaver Medical Group, P.C.	CA	NIA	MH Physician Three Holdco, a Medical Corporation	Ownership	100.000	UnitedHealth Group Incorporated	NO	1
		00000	88-0267857				Behavioral Healthcare Options, Inc.	NV	NIA	Sierra Health Services, Inc.	Ownership	100.000	UnitedHealth Group Incorporated	NO	

41.2

ANNUAL STATEMENT FOR THE YEAR 2022 OF THE UnitedHealthcare of Arkansas, Inc.

SCHEDULE Y
PART 1A - DETAIL OF INSURANCE HOLDING COMPANY SYSTEM

1	2	3	4	5	6	7	8	9	10	11	12	13	14	15	16
Group Code	Group Name	NAIC Company Code	ID Number	Federal RSSD	CIK	Name of Securities Exchange if Publicly Traded (U.S. or International)	Names of Parent, Subsidiaries Or Affiliates	Domi-ciliary Location	Relation-ship to Reporting Entity	Directly Controlled by (Name of Entity/Person)	Type of Control (Ownership, Board, Management, Attorney-in-Fact, Influence, Other)	If Control is Ownership Provide Percentage	Ultimate Controlling Entity(ies)/Person(s)	Is an SCA Filing Re-quired? (Yes/No)	*
		00000	04-3316367				Behavioral Solutions, P.C.	..MA.....	..NIA.....	Physician(s) Owned	Influence.....	0.000	UnitedHealth Group Incorporated	...NO.....	...1.....
		00000	42-1485537				Benefit Administration for the Self Employed, L.L.C.	..IA.....	..NIA.....	HealthMarkets, LLC	Ownership.....	100.000	UnitedHealth Group Incorporated	...NO.....
		00000	46-1134506				Benefitter Insurance Solutions, Inc.	..DE.....	..NIA.....	HealthMarkets Insurance Agency, Inc.	Ownership.....	100.000	UnitedHealth Group Incorporated	...NO.....
		00000	22-2848531				Bergen-Passaic Cataract Laser and Surgery Center, LLC	..DE.....	..NIA.....	Virtua-SCA Holdings, LLC	Ownership.....	53.631	UnitedHealth Group Incorporated	...NO.....	...2.....
		00000	47-4349079				Better Health Value Network, LLC	..WA.....	..NIA.....	Physician(s) Owned	Influence.....	0.000	UnitedHealth Group Incorporated	...NO.....	...1.....
		00000	22-3858211				Bexar Imaging Center, LLC	..TX.....	..NIA.....	WellMed Networks, Inc.	Ownership.....	100.000	UnitedHealth Group Incorporated	...NO.....	...1.....
		00000	63-0984076				Birmingham Outpatient Surgery Center, Ltd.	..AL.....	..NIA.....	Birmingham Outpatient Surgical Center, LLC	Ownership.....	31.975	UnitedHealth Group Incorporated	...NO.....	...2.....
		00000	63-0847380				Birmingham Outpatient Surgical Center, LLC	..DE.....	..NIA.....	Surgery Center Holding, LLC	Ownership.....	100.000	UnitedHealth Group Incorporated	...NO.....
		00000	47-4758895				Bloomfield ASC, LLC	..CT.....	..NIA.....	SCA Bloomfield Holdings, LLC	Ownership.....	58.391	UnitedHealth Group Incorporated	...NO.....
		00000	62-1530122				Blue Ridge Day Surgery Center, L.P.	..TN.....	..NIA.....	Blue Ridge GP, LLC	Ownership.....	34.635	UnitedHealth Group Incorporated	...NO.....	...2.....
		00000	27-2241593				Blue Ridge GP, LLC	..NC.....	..NIA.....	SCA-Blue Ridge, LLC	Ownership.....	100.000	UnitedHealth Group Incorporated	...NO.....
		00000	65-0241934				Boca Raton Outpatient Surgery & Laser Center, LTD.	..FL.....	..NIA.....	Surgery Center of Boca Raton, Inc.	Ownership.....	24.000	UnitedHealth Group Incorporated	...NO.....	...2.....
		00000	46-4213826				Body Image Therapy Center Intensive LLC	..MD.....	..NIA.....	Refresh Mental Health, Inc.	Ownership.....	100.000	UnitedHealth Group Incorporated	...NO.....
		00000	98-1396690				Bordeaux (Barbados) Holdings I, SRL	..BRB.....	..NIA.....	FrontierMEDEX US, Inc.	Ownership.....	100.000	UnitedHealth Group Incorporated	...NO.....
		00000	98-1396559				Bordeaux (Barbados) Holdings II, SRL	..BRB.....	..NIA.....	Bordeaux (Barbados) Holdings I, SRL	Ownership.....	100.000	UnitedHealth Group Incorporated	...NO.....
		00000	98-1403634				Bordeaux (Barbados) Holdings III, S.r.l	..BRB.....	..NIA.....	UHG Holdings UK IV Limited	Ownership.....	100.000	UnitedHealth Group Incorporated	...NO.....
		00000	98-1398490				Bordeaux Holding SpA	..CHL.....	..NIA.....	Aquitania Chilean Holding SpA	Ownership.....	100.000	UnitedHealth Group Incorporated	...NO.....
		00000	82-3147824				Bordeaux International Holdings, Inc.	..DE.....	..NIA.....	UnitedHealth Group Incorporated	Ownership.....	100.000	UnitedHealth Group Incorporated	...NO.....
		00000	98-1390574				Bordeaux UK Holdings I Limited	..GBR.....	..NIA.....	FrontierMEDEX US, Inc.	Ownership.....	96.705	UnitedHealth Group Incorporated	...NO.....
		00000	98-1390574				Bordeaux UK Holdings I Limited	..GBR.....	..NIA.....	Bordeaux International Holdings, Inc.	Ownership.....	3.295	UnitedHealth Group Incorporated	...NO.....
		00000	98-1391914				Bordeaux UK Holdings II Limited	..GBR.....	..NIA.....	Bordeaux UK Holdings I Limited	Ownership.....	100.000	UnitedHealth Group Incorporated	...NO.....
		00000	98-1389224				Bordeaux UK Holdings III Limited	..GBR.....	..NIA.....	Bordeaux UK Holdings II Limited	Ownership.....	100.000	UnitedHealth Group Incorporated	...NO.....
		00000	98-1112673				Bosque Medical Center Ltda.	..BRA.....	..NIA.....	Esho - Empresa de Serviços Hospitalares S.A.	Ownership.....	16.911	UnitedHealth Group Incorporated	...NO.....
		00000	98-1112673				Bosque Medical Center Ltda.	..BRA.....	..NIA.....	Amil Assistência Médica Internacional S.A.	Ownership.....	83.089	UnitedHealth Group Incorporated	...NO.....
		00000	20-2387834				Brandon Ambulatory Surgery Center, LC	..FL.....	..NIA.....	SCA-Brandon, LLC	Ownership.....	95.880	UnitedHealth Group Incorporated	...NO.....
		00000	20-2387834				Brandon Ambulatory Surgery Center, LC	..FL.....	..NIA.....	SC Affiliates, LLC	Ownership.....	3.120	UnitedHealth Group Incorporated	...NO.....
		00000	20-2387834				Brandon Ambulatory Surgery Center, LC	..FL.....	..NIA.....	Endoscopy Center Affiliates, Inc.	Ownership.....	1.000	UnitedHealth Group Incorporated	...NO.....
		00000	81-5146379				Brighter Financial, Inc.	..DE.....	..NIA.....	Optum Financial, Inc.	Ownership.....	100.000	UnitedHealth Group Incorporated	...NO.....
		00000	90-0884047				BriovaRx Infusion Services 102, LLC	..DE.....	..NIA.....	Optum Infusion Services 500, Inc.	Ownership.....	100.000	UnitedHealth Group Incorporated	...NO.....
		00000	11-3647935				BriovaRx of Florida, Inc.	..DE.....	..NIA.....	OptumRx PBM of Illinois, Inc.	Ownership.....	100.000	UnitedHealth Group Incorporated	...NO.....
		00000	01-0516051				BriovaRx of Maine, Inc.	..ME.....	..NIA.....	OptumRx PBM of Illinois, Inc.	Ownership.....	100.000	UnitedHealth Group Incorporated	...NO.....
		00000	27-3331130				BriovaRx of Massachusetts, LLC	..MA.....	..NIA.....	OptumRx PBM of Illinois, Inc.	Ownership.....	100.000	UnitedHealth Group Incorporated	...NO.....
		00000	20-1711131				California Medical Group Insurance Company, Risk Retention Group	..AZ.....	..NIA.....	OptumCare Management, LLC	Ownership.....	67.010	UnitedHealth Group Incorporated	...NO.....
		00000	81-0881243				California Spring Holdings, PC	..CA.....	..NIA.....	Physician(s) Owned	Influence.....	0.000	UnitedHealth Group Incorporated	...NO.....	...1.....
		00000	52-1597478				Camp Hill Ambulatory Centers	..PA.....	..NIA.....	Endoscopy Center Affiliates, Inc.	Ownership.....	1.000	UnitedHealth Group Incorporated	...NO.....	...2.....
		00000	52-1597478				Camp Hill Ambulatory Centers	..PA.....	..NIA.....	Camp Hill-SCA Centers, LLC	Ownership.....	99.000	UnitedHealth Group Incorporated	...NO.....	...2.....
		00000	52-1597484				Camp Hill-SCA Centers, LLC	..DE.....	..NIA.....	SC Affiliates, LLC	Ownership.....	100.000	UnitedHealth Group Incorporated	...NO.....
		00000	27-3955254				Capital City Medical Group, L.L.C.	..LA.....	..NIA.....	UnitedHealthcare, Inc.	Ownership.....	100.000	UnitedHealth Group Incorporated	...NO.....
		00000	14-1940881				Capstone Behavioral Health, Inc.	..NE.....	..NIA.....	Refresh Mental Health, Inc.	Ownership.....	100.000	UnitedHealth Group Incorporated	...NO.....
		00000	47-1130641				Carbondale Counseling Associates LLC	..IL.....	..NIA.....	Physician(s) Owned	Influence.....	0.000	UnitedHealth Group Incorporated	...NO.....	...1.....
		00000					Cardinal Holding Company, LLC	..DE.....	..NIA.....	Collaborative Care Holdings, LLC	Ownership.....	100.000	UnitedHealth Group Incorporated	...NO.....

ANNUAL STATEMENT FOR THE YEAR 2022 OF THE UnitedHealthcare of Arkansas, Inc.

SCHEDULE Y
PART 1A - DETAIL OF INSURANCE HOLDING COMPANY SYSTEM

1	2	3	4	5	6	7	8	9	10	11	12	13	14	15	16
Group Code	Group Name	NAIC Company Code	ID Number	Federal RSSD	CIK	Name of Securities Exchange if Publicly Traded (U.S. or International)	Names of Parent, Subsidiaries Or Affiliates	Domi-ciliary Location	Relation-ship to Reporting Entity	Directly Controlled by (Name of Entity/Person)	Type of Control (Ownership, Board, Management, Attorney-in-Fact, Influence, Other)	If Control is Ownership Provide Percentage	Ultimate Controlling Entity(ies)/Person(s)	Is an SCA Filing Re-quired? (Yes/No)	*
.0707	UnitedHealth Group Incorporated	12558	45-4976934				Care Improvement Plus of Texas Insurance Company	TX	IA	XLHealth Corporation	Ownership	100.000	UnitedHealth Group Incorporated	NO	
.0707	UnitedHealth Group Incorporated	12567	20-3888112				Care Improvement Plus South Central Insurance Company	NE	IA	XLHealth Corporation	Ownership	100.000	UnitedHealth Group Incorporated	NO	
.0707	UnitedHealth Group Incorporated	14041	27-5038136				Care Improvement Plus Wisconsin Insurance Company	WI	IA	XLHealth Corporation	Ownership	100.000	UnitedHealth Group Incorporated	NO	
		00000	83-0585009				Care Logistics, LLC	DE	NIA	Penzo Enterprises, LLC	Ownership	100.000	UnitedHealth Group Incorporated	NO	
		00000					CareMount Dental Member, LLC	DE	NIA	CareMount Health Solutions, LLC	Ownership	100.000	UnitedHealth Group Incorporated	NO	
		00000					CareMount Health Solutions ACO, LLC	NY	NIA	Optum Medical Care, P.C.	Ownership	100.000	UnitedHealth Group Incorporated	NO	1
		00000	83-3555743				CareMount Health Solutions Employer, LLC	DE	NIA	CareMount Health Solutions, LLC	Ownership	99.000	UnitedHealth Group Incorporated	NO	
		00000	83-3555743				CareMount Health Solutions Employer, LLC	DE	NIA	CareMount Holding, LLC	Ownership	1.000	UnitedHealth Group Incorporated	NO	
		00000	38-4103290				CareMount Health Solutions, LLC	DE	NIA	Collaborative Care Holdings, LLC	Ownership	36.320	UnitedHealth Group Incorporated	NO	
		00000	38-4103290				CareMount Health Solutions, LLC	DE	NIA	Cardinal Holding Company, LLC	Ownership	63.680	UnitedHealth Group Incorporated	NO	
		00000	82-1419537				CareMount Holding, LLC	NY	NIA	CareMount Health Solutions, LLC	Ownership	100.000	UnitedHealth Group Incorporated	NO	
		00000	84-3894124				CareMount Value Partners IPA, LLC	NY	NIA	CareMount Health Solutions, LLC	Ownership	100.000	UnitedHealth Group Incorporated	NO	
		00000	56-1780933				Carolina Behavioral Care, P.A.	NC	NIA	Physician(s) Owned	Influence	0.000	UnitedHealth Group Incorporated	NO	1
		00000	52-2072546				Carroll Counseling Center LLC	MD	NIA	Physician(s) Owned	Influence	0.000	UnitedHealth Group Incorporated	NO	1
		00000	98-1328471				Casa de Saúde Santa Therezinha Ltda.	BRA	NIA	Hospital Alvorada Taguatinga Ltda.	Ownership	100.000	UnitedHealth Group Incorporated	NO	
		00000	98-1328471				Casa de Saúde Santa Therezinha Ltda.	BRA	NIA	Esho – Empresa de Serviços Hospitalares S.A.	Ownership	0.000	UnitedHealth Group Incorporated	NO	
		00000	81-3020487				Castle Hills Surgicare, LLC	TX	NIA	Surgical Care Affiliates, LLC	Influence	0.000	UnitedHealth Group Incorporated	NO	
		00000	82-5207935				Castle Rock SurgiCenter, LLC	CO	NIA	SC Affiliates, LLC	Ownership	0.955	UnitedHealth Group Incorporated	NO	
		00000	82-5207935				Castle Rock SurgiCenter, LLC	CO	NIA	SCA-Castle Rock, LLC	Ownership	51.000	UnitedHealth Group Incorporated	NO	
		00000	20-5807941				Catalyst360, LLC	DE	NIA	Optum Services, Inc.	Ownership	100.000	UnitedHealth Group Incorporated	NO	
		00000	98-1069737				Catamaran S.á.r.l.	LUX	NIA	UnitedHealthcare International II S.á.r.l.	Ownership	100.000	UnitedHealth Group Incorporated	NO	
		00000	82-1715584				CCEC Anesthesia Management, LLC	TX	NIA	Corpus Christi Endoscopy Center, L.L.P.	Ownership	100.000	UnitedHealth Group Incorporated	NO	2
		00000					CDC Holdings Colombia S.A.S.	COL	NIA	Bordeaux UK Holdings II Limited	Ownership	100.000	UnitedHealth Group Incorporated	NO	
		00000	85-3868373				Cedar Park JV Partners, LLC	TX	NIA	SCA Cedar Park Holdings, LLC	Ownership	43.700	UnitedHealth Group Incorporated	NO	2
		00000	27-2533497				Cedar Park Surgery Center, LLC	TX	NIA	SCA Cedar Park Holdings, LLC	Ownership	19.660	UnitedHealth Group Incorporated	NO	2
		00000	27-2533497				Cedar Park Surgery Center, LLC	TX	NIA	Cedar Park JV Partners, LLC	Ownership	35.500	UnitedHealth Group Incorporated	NO	2
		00000	98-1111491				Cemed Care – Empresa de Atendimento Clínico Geral Ltda.	BRA	NIA	Esho – Empresa de Serviços Hospitalares S.A.	Ownership	0.000	UnitedHealth Group Incorporated	NO	
		00000	98-1111491				Cemed Care – Empresa de Atendimento Clínico Geral Ltda.	BRA	NIA	Amil Assistência Médica Internacional S.A.	Ownership	100.000	UnitedHealth Group Incorporated	NO	
		00000					Center for Quality Improvement, LLC	DE	NIA	OptumRx Holdings, LLC	Ownership	100.000	UnitedHealth Group Incorporated	NO	
		00000	85-3324771				Center for Restorative Surgery at Maple Grove, LLC	IN	NIA	SCA Maple Grove Holdings, LLC	Ownership	55.381	UnitedHealth Group Incorporated	NO	2
		00000	33-0483510				Centers for Family Medicine, GP	CA	NIA	MH Physician Three Holdco, a Medical Corporation	Ownership	99.000	UnitedHealth Group Incorporated	NO	1
		00000					CentrifyHealth, LLC	DE	NIA	UnitedHealth Group Incorporated	Ownership	100.000	UnitedHealth Group Incorporated	NO	
		00000					Centro de Entrenamiento Capacitación en Reanimación SpA	CHL	NIA	Servicios Integrados de Salud Ltda.	Ownership	1.000	UnitedHealth Group Incorporated	NO	
		00000					Centro de Entrenamiento Capacitación en Reanimación SpA	CHL	NIA	Clínica Dávila y Servicios Médicos S.p.A.	Ownership	99.000	UnitedHealth Group Incorporated	NO	
		00000	98-1450490				Centro de Servicios Compartidos Banmédica SpA	CHL	NIA	Constructora Inmobiliaria Magapoq S.A.	Ownership	0.100	UnitedHealth Group Incorporated	NO	
		00000	98-1450490				Centro de Servicios Compartidos Banmédica SpA	CHL	NIA	Banmédica S.A.	Ownership	99.900	UnitedHealth Group Incorporated	NO	
		00000					Centro Médico Hospitalar Pitangueiras Ltda.	BRA	NIA	Hospital Alvorada Taguatinga Ltda.	Ownership	0.000	UnitedHealth Group Incorporated	NO	

414

ANNUAL STATEMENT FOR THE YEAR 2022 OF THE UnitedHealthcare of Arkansas, Inc.

SCHEDULE Y
PART 1A - DETAIL OF INSURANCE HOLDING COMPANY SYSTEM

1	2	3	4	5	6	7	8	9	10	11	12	13	14	15	16
Group Code	Group Name	NAIC Company Code	ID Number	Federal RSSD	CIK	Name of Securities Exchange if Publicly Traded (U.S. or International)	Names of Parent, Subsidiaries Or Affiliates	Domi-ciliary Location	Relation-ship to Reporting Entity	Directly Controlled by (Name of Entity/Person)	Type of Control (Ownership, Board, Management, Attorney-in-Fact, Influence, Other)	If Control is Ownership Provide Percentage	Ultimate Controlling Entity(ies)/Person(s)	Is an SCA Filing Re-quired? (Yes/No)	*
		00000					Centro Médico Hospitalar Pitangueiras Ltda.	..BRANIA	Esho – Empresa de Serviços Hospitalares S.A.	Ownership.....	100.000	UnitedHealth Group IncorporatedNO	
		00000	98-1457197				Centro Odontológico Americano S.A.C.	..PERNIA	Pacífico S.A. Entidad Prestadora de Salud	Ownership.....	80.000	UnitedHealth Group IncorporatedNO	
		00000	98-1451635				Centromed Quilpué S.A.	..CHLNIA	Administradora Médica Centromed S.A.	Ownership.....	93.450	UnitedHealth Group IncorporatedNO	
		00000					Centros Médicos y Dentales Multimed Ltda.	..CHLNIA	Omesa SpA	Ownership.....	99.990	UnitedHealth Group IncorporatedNO	
		00000					Centros Médicos y Dentales Multimed Ltda.	..CHLNIA	Clínica Dávila y Servicios Médicos S.p.A.	Ownership.....	0.010	UnitedHealth Group IncorporatedNO	
0707	UnitedHealth Group Incorporated	42765	42-1194107				Centurion Casualty Company	..NEIA	Specialty Benefits, LLC	Ownership.....	100.000	UnitedHealth Group IncorporatedNO	
		00000	82-2038975				Chalfont HoldCo, LLC	..PANIA	Physicians Endoscopy, L.L.C.	Ownership.....	100.000	UnitedHealth Group IncorporatedNO	
		00000	81-2173507				Change Encircle, LLC	..DENIA	Change Healthcare Solutions, LLC	Ownership.....	100.000	UnitedHealth Group IncorporatedNO	
		00000					Change Healthcare Resources Holdings, Inc.	..DENIA	Change Healthcare Resources Holdings, Inc.	Ownership.....	100.000	UnitedHealth Group IncorporatedNO	
		00000	46-0809500				Change Healthcare Advocates, LLC	..DENIA	Change Healthcare Operations, LLC	Ownership.....	100.000	UnitedHealth Group IncorporatedNO	
		00000	20-2058917				Change Healthcare Business Fulfillment, LLC	..DENIA	Change Healthcare Operations, LLC	Ownership.....	100.000	UnitedHealth Group IncorporatedNO	
		00000					Change Healthcare Canada Company	..CANNIA	Change Healthcare Ireland Limited	Ownership.....	100.000	UnitedHealth Group IncorporatedNO	
		00000	20-5716738				Change Healthcare Communications, LLC	..DENIA	Change Healthcare Solutions, LLC	Ownership.....	100.000	UnitedHealth Group IncorporatedNO	
		00000					Change Healthcare Correspondence Services, Inc.	..TXNIA	Change Healthcare Operations, LLC	Ownership.....	100.000	UnitedHealth Group IncorporatedNO	
		00000	16-1744317				Change Healthcare Engagement Solutions, Inc.	..DENIA	Change Healthcare Solutions, LLC	Ownership.....	100.000	UnitedHealth Group IncorporatedNO	
		00000	26-1147719				Change Healthcare eRx Canada, Inc.	..CANNIA	Change Healthcare Solutions, LLC	Ownership.....	100.000	UnitedHealth Group IncorporatedNO	
		00000					Change Healthcare Finance, Inc.	..DENIA	Change Healthcare Holdings, LLC	Ownership.....	100.000	UnitedHealth Group IncorporatedNO	
		00000	32-0515867				Change Healthcare HealthQx, LLC	..PANIA	Change Healthcare Technologies, LLC	Ownership.....	100.000	UnitedHealth Group IncorporatedNO	
		00000					Change Healthcare Intermediate Holdings, Inc.	..DENIA	Change Healthcare Intermediate Holdings, Inc.	Ownership.....	100.000	UnitedHealth Group IncorporatedNO	
		00000	20-5799664				Change Healthcare Intermediate Holdings, LLC	..DENIA	Change Healthcare Intermediate Holdings, LLC	Ownership.....	100.000	UnitedHealth Group IncorporatedNO	
		00000	30-0955587				Change Healthcare Holdings, LLC	..DENIA	Change Healthcare Intermediate Holdings, LLC	Ownership.....	100.000	UnitedHealth Group IncorporatedNO	
		00000					Change Healthcare Imaging Australia Pty Limited	..AUSNIA	Change Healthcare Solutions, LLC	Ownership.....	100.000	UnitedHealth Group IncorporatedNO	
		00000	82-2152098				Change Healthcare Inc.	..DENIA	UnitedHealth Group Incorporated	Ownership.....	100.000	UnitedHealth Group IncorporatedNO	
		00000					Change Healthcare Innovation Israel Ltd.	..ISRNIA	Change Healthcare Technology Enabled Services, LLC	Ownership.....	100.000	UnitedHealth Group IncorporatedNO	
		00000	98-1507218				Change Healthcare Intermediate Holdings, Inc.	..DENIA	Change Healthcare Performance, Inc.	Ownership.....	100.000	UnitedHealth Group IncorporatedNO	
		00000	45-3637667				Change Healthcare Intermediate Holdings, LLC	..DENIA	Change Healthcare Performance, Inc.	Ownership.....	100.000	UnitedHealth Group IncorporatedNO	
		00000					Change Healthcare Intermediate Holdings, LLC	..DENIA	Change Healthcare LLC	Ownership.....	100.000	UnitedHealth Group IncorporatedNO	
		00000	38-4016792				Change Healthcare Ireland Limited	..IRLNIA	Change Healthcare Solutions, LLC	Ownership.....	100.000	UnitedHealth Group IncorporatedNO	
		00000					Change Healthcare Ireland Solutions Limited	..IRLNIA	Change Healthcare Ireland Limited	Ownership.....	100.000	UnitedHealth Group IncorporatedNO	
		00000	98-0498566				Change Healthcare Israel Ltd.	..ISRNIA	Change Healthcare Ireland Limited	Ownership.....	100.000	UnitedHealth Group IncorporatedNO	
		00000	81-3611560				Change Healthcare LLC	..DENIA	PF2 IP LLC	Ownership.....	0.300	UnitedHealth Group IncorporatedNO	
		00000	81-3611560				Change Healthcare LLC	..DENIA	Change Healthcare Inc.	Ownership.....	69.300	UnitedHealth Group IncorporatedNO	
		00000	81-3611560				Change Healthcare LLC	..DENIA	PF2 PST Services LLC	Ownership.....	30.400	UnitedHealth Group IncorporatedNO	
		00000	20-5731067				Change Healthcare Operations, LLC	..DENIA	Change Healthcare Holdings, Inc.	Ownership.....	100.000	UnitedHealth Group IncorporatedNO	
		00000					Change Healthcare Payer Payment Integrity, LLC	..DENIA	Change Healthcare Solutions, LLC	Ownership.....	100.000	UnitedHealth Group IncorporatedNO	
		00000	26-3014624				Change Healthcare Performance, Inc.	..DENIA	Change Healthcare Holdings, LLC	Ownership.....	100.000	UnitedHealth Group IncorporatedNO	
		00000	45-3637794				Change Healthcare Pharmacy Solutions, Inc.	..MENIA	Change Healthcare Solutions, LLC	Ownership.....	100.000	UnitedHealth Group IncorporatedNO	
		00000	01-0475134				Change Healthcare Pharmacy Solutions, Inc.	..MENIA	Change Healthcare Solutions, LLC	Ownership.....	100.000	UnitedHealth Group IncorporatedNO	
		00000					Change Healthcare Philippines, Inc.	..PHLNIA	Change Healthcare Resources Holdings, Inc.	Ownership.....	100.000	UnitedHealth Group IncorporatedNO	
		00000					Change Healthcare Practice Management Solutions Group, Inc.	..DENIA	Change Healthcare Holdings, Inc.	Ownership.....	100.000	UnitedHealth Group IncorporatedNO	
		00000	51-0370121				Change Healthcare Practice Management Solutions Group, Inc.	..DENIA	Change Healthcare Holdings, Inc.	Ownership.....	100.000	UnitedHealth Group IncorporatedNO	

41.5

ANNUAL STATEMENT FOR THE YEAR 2022 OF THE UnitedHealthcare of Arkansas, Inc.

SCHEDULE Y
PART 1A - DETAIL OF INSURANCE HOLDING COMPANY SYSTEM

1	2	3	4	5	6	7	8	9	10	11	12	13	14	15	16
Group Code	Group Name	NAIC Company Code	ID Number	Federal RSSD	CIK	Name of Securities Exchange if Publicly Traded (U.S. or International)	Names of Parent, Subsidiaries Or Affiliates	Domiciliary Location	Relationship to Reporting Entity	Directly Controlled by (Name of Entity/Person)	Type of Control (Ownership, Board, Management, Attorney-in-Fact, Influence, Other)	If Control is Ownership Provide Percentage	Ultimate Controlling Entity(ies)/Person(s)	Is an SCA Filing Required? (Yes/No)	*
		00000	23-2939843				Change Healthcare Practice Management Solutions Investments, Inc.	DE	NIA	Change Healthcare Practice Management Solutions Group, Inc.	Ownership	100.000	UnitedHealth Group Incorporated	NO	
		00000	23-2939847				Change Healthcare Practice Management Solutions, Inc.	DE	NIA	Change Healthcare Practice Management Solutions Group, Inc.	Ownership	100.000	UnitedHealth Group Incorporated	NO	
		00000	27-1463418				Change Healthcare Puerto Rico, LLC	DE	NIA	Change Healthcare Resources LLC	Ownership	100.000	UnitedHealth Group Incorporated	NO	
		00000	27-4334265				Change Healthcare Resources Holdings, Inc.	DE	NIA	Change Healthcare Resources LLC	Ownership	100.000	UnitedHealth Group Incorporated	NO	
		00000	38-4120853				Change Healthcare Resources IPA, LLC	DE	NIA	Change Healthcare Resources LLC	Ownership	100.000	UnitedHealth Group Incorporated	NO	
		00000	27-2872345				Change Healthcare Resources LLC	DE	NIA	Change Healthcare Resources Holdings, Inc.	Ownership	100.000	UnitedHealth Group Incorporated	NO	
		00000	20-5716594				Change Healthcare Solutions, LLC	DE	NIA	Change Healthcare Operations, LLC	Ownership	100.000	UnitedHealth Group Incorporated	NO	
		00000	58-1651222				Change Healthcare Technologies, LLC	DE	NIA	Change Healthcare Holdings, LLC	Ownership	100.000	UnitedHealth Group Incorporated	NO	
		00000	58-1953146				Change Healthcare Technology Enabled Services, LLC	GA	NIA	Change Healthcare Holdings, LLC	Ownership	100.000	UnitedHealth Group Incorporated	NO	
		00000	98-1141129				Change Healthcare UK Holdings Limited	GBR	NIA	Change Healthcare Ireland Limited	Ownership	100.000	UnitedHealth Group Incorporated	NO	
		00000	46-1454664				Channel Islands Surgicenter Properties, LLC	DE	NIA	SCA Holding Company, Inc.	Ownership	62.743	UnitedHealth Group Incorporated	NO	
		00000	58-1709761				Charleston Surgery Center Limited Partnership	SC	NIA	SCA-Charleston, LLC	Ownership	25.955	UnitedHealth Group Incorporated	NO	2
		00000	56-1449531				Charlotte Surgery Center, LLC	NC	NIA	Charlotte-SC, LLC	Ownership	10.779	UnitedHealth Group Incorporated	NO	2
		00000	62-1262567				Charlotte-SC, LLC	DE	NIA	SC Affiliates, LLC	Ownership	100.000	UnitedHealth Group Incorporated	NO	
		00000	82-4075002				Chatham Orthopaedic ASC, LLC	GA	NIA	SCA-Chatham, LLC	Ownership	15.000	UnitedHealth Group Incorporated	NO	2
		00000	26-2389638				Childrens Surgery Center LLC	FL	NIA	SCA-Central Florida, LLC	Ownership	51.000	UnitedHealth Group Incorporated	NO	2
		00000	87-2440218				Christopher Stalberg, M.D., PLLC	AZ	NIA	Physician United PLLC	Ownership	100.000	UnitedHealth Group Incorporated	NO	1
		00000	62-1510209				Cielo House, Inc.	CA	NIA	Physician(s) Owned	Influence	0.000	UnitedHealth Group Incorporated	NO	1
		00000	20-3742012				Citrus Regional Surgery Center, L.P.	TN	NIA	SCA-Citrus, LLC	Ownership	57.000	UnitedHealth Group Incorporated	NO	
		00000	27-0204579				Claims Management Systems, Inc.	FL	NIA	Solstice Benefits, Inc.	Ownership	100.000	UnitedHealth Group Incorporated	NO	
		00000	98-1459640				Cleburne Surgical Center, LLC	TX	NIA	Surgical Care Affiliates, LLC	Influence	0.000	UnitedHealth Group Incorporated	NO	
		00000	98-1459640				Clínica Alameda SpA	CHL	NIA	Saden S.A.	Ownership	0.200	UnitedHealth Group Incorporated	NO	
		00000	98-1443171				Clínica Alameda SpA	CHL	NIA	Vida Integra S.p.A.	Ownership	99.800	UnitedHealth Group Incorporated	NO	
		00000	98-1443171				Clínica Bio Bio SpA	CHL	NIA	Inversiones Clínicas Santa María SpA	Ownership	100.000	UnitedHealth Group Incorporated	NO	
		00000	98-1442191				Clínica Bio Bio SpA	CHL	NIA	Banmédica S.A.	Ownership	0.000	UnitedHealth Group Incorporated	NO	
		00000	98-1442191				Clínica Ciudad del Mar S.A.	CHL	NIA	Banmédica S.A.	Ownership	0.000	UnitedHealth Group Incorporated	NO	
		00000	98-1442191				Clínica Ciudad del Mar S.A.	CHL	NIA	Inversiones Clínicas Santa María SpA	Ownership	100.000	UnitedHealth Group Incorporated	NO	
		00000	98-1446132				Clínica Dávila y Servicios Médicos S.p.A.	CHL	NIA	Banmédica S.A.	Ownership	99.998	UnitedHealth Group Incorporated	NO	
		00000	98-1446132				Clínica Dávila y Servicios Médicos S.p.A.	CHL	NIA	Banmédica S.A.	Ownership	0.002	UnitedHealth Group Incorporated	NO	
		00000	98-1446132				Clínica Dávila y Servicios Médicos S.p.A.	CHL	NIA	Clínica Santa María S.p.A.	Ownership	0.002	UnitedHealth Group Incorporated	NO	
		00000	98-1462343				Clínica del Country S.A.S.	COL	NIA	Banmédica Internacional SpA	Ownership	50.000	UnitedHealth Group Incorporated	NO	
		00000	98-1455936				Clínica del Country S.A.S.	COL	NIA	CDC Holdings Colombia S.A.S.	Ownership	50.000	UnitedHealth Group Incorporated	NO	
		00000	98-1442754				Clínica San Felipe S.A.	PER	NIA	Pacifico S.A. Entidad Prestadora de Salud	Ownership	93.740	UnitedHealth Group Incorporated	NO	
		00000	98-1442745				Clínica Sánchez Ferrer S.A.	PER	NIA	Pacifico S.A. Entidad Prestadora de Salud	Ownership	100.000	UnitedHealth Group Incorporated	NO	
		00000	98-1442745				Clínica Santa María S.p.A.	CHL	NIA	Banmédica S.A.	Ownership	99.510	UnitedHealth Group Incorporated	NO	
		00000	46-2879718				Clínica Vespucio S.A.	CHL	NIA	Inversiones Clínicas Santa María SpA	Ownership	100.000	UnitedHealth Group Incorporated	NO	
		00000	20-2236024				Clínica Vespucio S.A.	CHL	NIA	Banmédica S.A.	Ownership	0.000	UnitedHealth Group Incorporated	NO	
		00000	98-1337968				Clinical Partners of Colorado Springs, LLC	CO	NIA	OptumCare Colorado, LLC	Ownership	50.000	UnitedHealth Group Incorporated	NO	
		00000	98-1337968				Clinton Partners, LLC	MI	NIA	HFHS-SCA Holdings, LLC	Ownership	52.800	UnitedHealth Group Incorporated	NO	2
		00000	98-1337968				CMO – Centro Médico de Oftalmología S/S Ltda.	BRA	NIA	Lotten-Eyes Oftalmologia Clinica e Cirurgica Ltda.	Ownership	1.000	UnitedHealth Group Incorporated	NO	
		00000	98-1337968				CMO – Centro Médico de Oftalmología S/S Ltda.	BRA	NIA	Hospital Alvorada Taguatinga Ltda.	Ownership	99.000	UnitedHealth Group Incorporated	NO	
		00000	98-1277015				CMS – Central de Manipulação e Serviços Farmacêuticos Ltda.	BRA	NIA	Esho – Empresa de Serviços Hospitalares S.A.	Ownership	0.010	UnitedHealth Group Incorporated	NO	

ANNUAL STATEMENT FOR THE YEAR 2022 OF THE UnitedHealthcare of Arkansas, Inc.

SCHEDULE Y
PART 1A - DETAIL OF INSURANCE HOLDING COMPANY SYSTEM

1	2	3	4	5	6	7	8	9	10	11	12	13	14	15	16
Group Code	Group Name	NAIC Company Code	ID Number	Federal RSSD	CIK	Name of Securities Exchange if Publicly Traded (U.S. or International)	Names of Parent, Subsidiaries Or Affiliates	Domi-ciliary Location	Relation-ship to Reporting Entity	Directly Controlled by (Name of Entity/Person)	Type of Control (Ownership, Board, Management, Attorney-in-Fact, Influence, Other)	If Control is Ownership Provide Percentage	Ultimate Controlling Entity(ies)/Person(s)	Is an SCA Filing Re-quired? (Yes/No)	*
		00000	98-1277015				CMS – Central de Manipulação e Serviços Farmacêuticos Ltda.	..BRANIA	COI – Clínicas Oncológicas Integradas S.A.	Ownership	99.990	UnitedHealth Group Incorporated	..NO	
		00000	27-1193028				Coalition for Advanced Pharmacy Services, Inc.	..DENIA	Optum Hospice Pharmacy Services, LLC	Ownership	1.277	UnitedHealth Group Incorporated	..NO	
		00000	27-1193028				Coalition for Advanced Pharmacy Services, Inc.	..DENIA	OptumRx Home Delivery of Ohio, LLC	Ownership	0.116	UnitedHealth Group Incorporated	..NO	
		00000	27-1193028				Coalition for Advanced Pharmacy Services, Inc.	..DENIA	OptumRx Health Solutions, LLC	Ownership	93.266	UnitedHealth Group Incorporated	..NO	
		00000	27-1193028				Coalition for Advanced Pharmacy Services, Inc.	..DENIA	OptumRx PBM of Maryland, LLC	Ownership	5.341	UnitedHealth Group Incorporated	..NO	
		00000	54-1565791				Coastal Counseling Center, Inc.	..VANIA	Refresh Mental Health, Inc.	Ownership	100.000	UnitedHealth Group Incorporated	..NO	
		00000	98-1444067				Cobranzas Barmédica SpA	..CHLNIA	Saden S.A.	Ownership	0.000	UnitedHealth Group Incorporated	..NO	
		00000	98-1444067				Cobranzas Barmédica SpA	..CHLNIA	Barmédica S.A.	Ownership	100.000	UnitedHealth Group Incorporated	..NO	
		00000	20-3056794				Cognitive-Behavioral Therapy Center of Western North Carolina, P.A.	..NCNIA	Physician(s) Owned	Influence	0.000	UnitedHealth Group Incorporated	..NO	1
		00000	98-1276040				COI – Clínicas Oncológicas Integradas S.A.	..BRANIA	Esho – Empresa de Serviços Hospitalares S.A.	Ownership	100.000	UnitedHealth Group Incorporated	..NO	
		00000	27-2337616				Collaborative Care Holdings, LLC	..DENIA	OptumHealth Holdings, LLC	Ownership	100.000	UnitedHealth Group Incorporated	..NO	
		00000	27-2337487				Collaborative Care Services, Inc.	..DENIA	Collaborative Care Holdings, LLC	Ownership	100.000	UnitedHealth Group Incorporated	..NO	
		00000	45-2614005				Collaborative Realty, LLC	..NYNIA	Collaborative Care Holdings, LLC	Ownership	100.000	UnitedHealth Group Incorporated	..NO	
		00000					Colmedica Medicina Prepagada S.A.	..COLNIA	Constructora Inmobiliaria Magapoo S.A.	Ownership	0.000	UnitedHealth Group Incorporated	..NO	
		00000					Colmedica Medicina Prepagada S.A.	..COLNIA	Barmédica S.A.	Ownership	76.270	UnitedHealth Group Incorporated	..NO	
		00000					Colonial Family Practice, L.L.C.	..SCNIA	Robert B. McBeath, M.D. III, P.C.	Ownership	100.000	UnitedHealth Group Incorporated	..NO	1
		00000	83-1529015				Colonial Outpatient Surgery Center, LLC	..FLNIA	SC Affiliates, LLC	Ownership	17.000	UnitedHealth Group Incorporated	..NO	
		00000	83-1529015				Colonial Outpatient Surgery Center, LLC	..FLNIA	SCA-Colonial Partners, LLC	Ownership	51.000	UnitedHealth Group Incorporated	..NO	
		00000					Colonial Practice Management, LLC	..DENIA	Collaborative Care Holdings, LLC	Ownership	100.000	UnitedHealth Group Incorporated	..NO	
		00000					Colorado Innovative Physician Solutions, Inc.	..CONIA	OptumCare Colorado, LLC	Ownership	100.000	UnitedHealth Group Incorporated	..NO	
		00000	84-1160450				Colorado Springs Surgery Center, Ltd.	..CONIA	SCA-Colorado Springs, LLC	Ownership	95.000	UnitedHealth Group Incorporated	..NO	
		00000	52-2052733				Columbia Counseling Center P.A.	..MDNIA	Physician(s) Owned	Influence	0.000	UnitedHealth Group Incorporated	..NO	1
		00000	11-3647007				Comfort Care Transportation, LLC	..TXNIA	WellMed Medical Management, Inc.	Ownership	100.000	UnitedHealth Group Incorporated	..NO	
		00000	32-0551188				Connect Medical, P.C.	..NYNIA	Physician(s) Owned	Influence	0.000	UnitedHealth Group Incorporated	..NO	1
		00000	06-1592173				Connecticut Surgery Center, Limited Partnership	..CTNIA	Surgical Care Affiliates, LLC	Ownership	1.637	UnitedHealth Group Incorporated	..NO	
		00000	06-1592173				Connecticut Surgery Center, Limited Partnership	..CTNIA	Connecticut Surgical Center, LLC	Ownership	51.000	UnitedHealth Group Incorporated	..NO	
		00000	26-1313646				Connecticut Surgery Properties, LLC	..DENIA	SC Affiliates, LLC	Ownership	100.000	UnitedHealth Group Incorporated	..NO	
		00000	06-1156342				Connecticut Surgical Center, LLC	..DENIA	Surgical Care Affiliates, LLC	Ownership	56.862	UnitedHealth Group Incorporated	..NO	
		00000	46-0891463				ConnectYourCare, Inc.	..DENIA	Optum Financial, Inc.	Ownership	100.000	UnitedHealth Group Incorporated	..NO	
		00000	26-1274092				ConnectYourCare, LLC	..MDNIA	ConnectYourCare, Inc.	Ownership	100.000	UnitedHealth Group Incorporated	..NO	
		00000	98-1448720				Constructora Inmobiliaria Magapoo S.A.	..CHLNIA	Inmobiliaria Apoquindo 3600 Ltda.	Ownership	0.100	UnitedHealth Group Incorporated	..NO	
		00000	98-1448720				Constructora Inmobiliaria Magapoo S.A.	..CHLNIA	Barmédica S.A.	Ownership	99.900	UnitedHealth Group Incorporated	..NO	
		00000	20-0231080				Consumer Wellness Solutions, LLC	..DENIA	RVO Health, LLC	Ownership	100.000	UnitedHealth Group Incorporated	..NO	
		00000	87-1134519				Cornerstone Surgery Center, LLC	..FLNIA	SC Affiliates, LLC	Ownership	100.000	UnitedHealth Group Incorporated	..NO	
		00000	20-2595593				Corpus Christi Endoscopy Center, L.L.P.	..TXNIA	SCA Pacific Holdings, Inc.	Ownership	18.500	UnitedHealth Group Incorporated	..NO	2
		00000					Country Scan Ltda.	..COLNIA	Patrimonio Autónomo Nueva Clínica	Ownership	51.800	UnitedHealth Group Incorporated	..NO	
		00000	75-2862780				Cross Timbers Surgery Center, LLC	..TXNIA	Surgical Care Affiliates, LLC	Influence	0.000	UnitedHealth Group Incorporated	..NO	
		00000	26-0080565				Cypress Care, Inc.	..DENIA	Healthcare Solutions, Inc.	Ownership	100.000	UnitedHealth Group Incorporated	..NO	
		00000	63-1263704				Danbury Surgical Center, L.P.	..GANIA	SCA Danbury Surgical Center, LLC	Ownership	32.647	UnitedHealth Group Incorporated	..NO	2
		00000	63-1263704				Danbury Surgical Center, L.P.	..GANIA	SunSurgery, LLC	Ownership	2.189	UnitedHealth Group Incorporated	..NO	2

ANNUAL STATEMENT FOR THE YEAR 2022 OF THE UnitedHealthcare of Arkansas, Inc.

SCHEDULE Y
PART 1A - DETAIL OF INSURANCE HOLDING COMPANY SYSTEM

1	2	3	4	5	6	7	8	9	10	11	12	13	14	15	16
Group Code	Group Name	NAIC Company Code	ID Number	Federal RSSD	CIK	Name of Securities Exchange if Publicly Traded (U.S. or International)	Names of Parent, Subsidiaries Or Affiliates	Domiciliary Location	Relationship to Reporting Entity	Directly Controlled by (Name of Entity/Person)	Type of Control (Ownership, Board, Management, Attorney-in-Fact, Influence, Other)	If Control is Ownership Provide Percentage	Ultimate Controlling Entity(ies)/Person(s)	Is an SCA Filing Required? (Yes/No)	*
		00000	63-1230900				Database Solutions, Inc.	..AL.....	..NIA.....	AccuReg Holdings, LLC	Ownership.....	100.000	UnitedHealth Group IncorporatedNO.....	
		00000	41-1879063				David C. Anderholm, M.D., P.A.	..MN.....	..NIA.....	Physician(s) Owned	Influence.....	0.000	UnitedHealth Group IncorporatedNO.....	1
		00000	81-5101448				David Moen, M.D. P.C.	..NY.....	..NIA.....	Physician(s) Owned	Influence.....	0.000	UnitedHealth Group IncorporatedNO.....	1
		00000	45-2380022				David R. Ferrell, M.D., P.C.	..NV.....	..NIA.....	Physician(s) Owned	Influence.....	0.000	UnitedHealth Group IncorporatedNO.....	1
		00000	11-2811353				Day-OP Center Of Long Island Inc.	..NY.....	..NIA.....	Physician(s) Owned	Influence.....	0.000	UnitedHealth Group IncorporatedNO.....	1
		00000	75-2790863				Day-Op Surgery Consulting Company, LLC	..DE.....	..NIA.....	ProHEALTH Medical Management, LLC	Ownership.....	100.000	UnitedHealth Group IncorporatedNO.....	
		00000	83-1396214				Daybreak Real Estate, LLC	..TN.....	..NIA.....	Refresh Mental Health, Inc.	Ownership.....	100.000	UnitedHealth Group IncorporatedNO.....	
		00000	52-1811176				DBP Services of New York IPA, Inc.	..NY.....	..NIA.....	Dental Benefit Providers, Inc.	Ownership.....	100.000	UnitedHealth Group IncorporatedNO.....	
		00000	47-3322541				DBT and EMDR Specialists, P.A.	..MN.....	..NIA.....	Physician(s) Owned	Influence.....	0.000	UnitedHealth Group IncorporatedNO.....	1
		00000	51-0401940				Delaware Surgery Center, LLC	..DE.....	..NIA.....	Virtua-SCA Holdings II, LLC	Ownership.....	57.570	UnitedHealth Group IncorporatedNO.....	
		00000	52-1452809				Dental Benefit Providers of California, Inc.	..CA.....	..IA.....	Dental Benefit Providers, Inc.	Ownership.....	100.000	UnitedHealth Group IncorporatedNO.....	
		00000	41-2014834				Dental Benefit Providers, Inc.	..DE.....	..NIA.....	United HealthCare Services, Inc.	Ownership.....	100.000	UnitedHealth Group IncorporatedNO.....	
		00000					Denton Endoscopy Surgery Center, LLC	..TX.....	..NIA.....	Surgical Care Affiliates, LLC	Influence.....	0.000	UnitedHealth Group IncorporatedNO.....	
		00000	47-0926556				Denton Surgery Center, LLC	..TX.....	..NIA.....	Surgical Care Affiliates, LLC	Influence.....	0.000	UnitedHealth Group IncorporatedNO.....	
		00000	82-1436601				Derry Surgical Center, LLC	..NH.....	..NIA.....	SCA-Derry, LLC	Ownership.....	72.000	UnitedHealth Group IncorporatedNO.....	
		00000	98-1460401				Diagnóstico Ecotomográfico Centromed Ltda.	..CHL.....	..NIA.....	Administradora Médica Centromed S.A.	Ownership.....	50.000	UnitedHealth Group IncorporatedNO.....	
		00000	98-1460347				Dianóstico por Imágenes Centromed Ltda.	..CHL.....	..NIA.....	Centromed Quilpué S.A.	Ownership.....	6.660	UnitedHealth Group IncorporatedNO.....	
		00000	98-1460347				Dianóstico por Imágenes Centromed Ltda.	..CHL.....	..NIA.....	Administradora Médica Centromed S.A.	Ownership.....	93.340	UnitedHealth Group IncorporatedNO.....	
		00000	33-0292435				Digestive Disease Center, L.P.	..CA.....	..NIA.....	Beach Surgical Holdings LLC	Ownership.....	51.000	UnitedHealth Group IncorporatedNO.....	2
		00000	98-1285762				Dilab Medicina Nuclear Ltda.	..BRA.....	..NIA.....	Esho - Empresa de Serviços Hospitalares S.A.	Ownership.....	100.000	UnitedHealth Group IncorporatedNO.....	
		00000	27-4022876				Diplomat Blocker, LLC	..DE.....	..NIA.....	Diplomat Pharmacy, Inc.	Ownership.....	100.000	UnitedHealth Group IncorporatedNO.....	
		00000	38-3453193				Diplomat Corporate Properties, LLC	..MI.....	..NIA.....	Diplomat Pharmacy, Inc.	Ownership.....	100.000	UnitedHealth Group IncorporatedNO.....	
		00000	38-2063100				Diplomat Pharmacy, Inc.	..MI.....	..NIA.....	OptumRx Holdings, LLC	Ownership.....	100.000	UnitedHealth Group IncorporatedNO.....	
		00000	45-3329728				Discovery Counseling & Consulting, LLC	..VA.....	..NIA.....	Refresh Mental Health, Inc.	Ownership.....	100.000	UnitedHealth Group IncorporatedNO.....	
		00000	30-0238641				Distance Learning Network, Inc.	..DE.....	..NIA.....	OptumHealth Holdings, LLC	Ownership.....	100.000	UnitedHealth Group IncorporatedNO.....	
		00000	47-2415159				divvyMED, LLC	..DE.....	..NIA.....	Penzo Enterprises, LLC	Ownership.....	100.000	UnitedHealth Group IncorporatedNO.....	
		00000	20-0419099				Doc Martins, PLLC	..AZ.....	..NIA.....	Greater Phoenix Collaborative Care, P.C.	Ownership.....	100.000	UnitedHealth Group IncorporatedNO.....	1
		00000	84-4477557				DocASAP US, LLC	..DE.....	..NIA.....	DocASAP, Inc.	Ownership.....	100.000	UnitedHealth Group IncorporatedNO.....	
		00000	26-4753954				DocASAP, Inc.	..DE.....	..NIA.....	OptumInsight, Inc.	Ownership.....	100.000	UnitedHealth Group IncorporatedNO.....	
		00000					Doctor + S.A.C.	..PER.....	..NIA.....	Pacifico S.A. Entidad Prestadora de Salud	Ownership.....	100.000	UnitedHealth Group IncorporatedNO.....	
		00000	82-5264853				Dry Creek Surgery Center, LLC	..CO.....	..NIA.....	SCA-Dry Creek, LLC	Ownership.....	59.273	UnitedHealth Group IncorporatedNO.....	
		00000	27-2176462				DSP Flint Real Estate, LLC	..MI.....	..NIA.....	Diplomat Pharmacy, Inc.	Ownership.....	100.000	UnitedHealth Group IncorporatedNO.....	
		00000	27-2499399				DSP-Building C, LLC	..MI.....	..NIA.....	Diplomat Pharmacy, Inc.	Ownership.....	100.000	UnitedHealth Group IncorporatedNO.....	
		00000	82-5181311				DTC Surgery Center, LLC	..CO.....	..NIA.....	SCA-Denver Physicians Holdings, LLC	Ownership.....	100.000	UnitedHealth Group IncorporatedNO.....	
		00000	27-2103713				Dublin Surgery Center, LLC	..OH.....	..NIA.....	SCA-Dublin, LLC	Ownership.....	10.000	UnitedHealth Group IncorporatedNO.....	2
		00000	82-0668583				Duluth Surgical Suites, LLC	..MN.....	..NIA.....	SCA Duluth Holdings, LLC	Ownership.....	42.697	UnitedHealth Group IncorporatedNO.....	2
		00000	04-3106404				Durable Medical Equipment, Inc.	..MA.....	..NIA.....	Reliant Medical Group, Inc.	Ownership.....	100.000	UnitedHealth Group IncorporatedNO.....	1
		00000	59-3625966				DWIC of Tampa Bay, Inc.	..FL.....	..NIA.....	MedExpress Development, LLC	Ownership.....	100.000	UnitedHealth Group IncorporatedNO.....	
		00000	59-3705426				E Street Endoscopy, LLC	..FL.....	..NIA.....	West Coast Endoscopy Holdings, LLC	Ownership.....	51.000	UnitedHealth Group IncorporatedNO.....	
		00000	95-4660712				Ear Professionals International Corporation	..DE.....	..NIA.....	Specialty Benefits, LLC	Ownership.....	100.000	UnitedHealth Group IncorporatedNO.....	
		00000	02-0593133				East Brunswick Surgery Center, LLC	..NJ.....	..NIA.....	Endoscopy Center Affiliates, Inc.	Ownership.....	27.000	UnitedHealth Group IncorporatedNO.....	
		00000	02-0593133				East Brunswick Surgery Center, LLC	..NJ.....	..NIA.....	ASC Holdings of New Jersey, LLC	Ownership.....	51.000	UnitedHealth Group IncorporatedNO.....	
		00000	83-1326480				eAVF Acquisition Holdings, LLC	..PA.....	..NIA.....	Physicians Endoscopy, L.L.C.	Ownership.....	100.000	UnitedHealth Group IncorporatedNO.....	
		00000	71-0923682				eCode Solutions, LLC	..DE.....	..NIA.....	Surgical Care Affiliates, LLC	Ownership.....	100.000	UnitedHealth Group IncorporatedNO.....	
		00000	61-0981240				Edelson & Associates, PSC	..KY.....	..NIA.....	Refresh Kentucky, PLLC	Ownership.....	100.000	UnitedHealth Group IncorporatedNO.....	
		00000	84-1162764				Electronic Network Systems, Inc.	..DE.....	..NIA.....	Optum360 Solutions, LLC	Ownership.....	100.000	UnitedHealth Group IncorporatedNO.....	

ANNUAL STATEMENT FOR THE YEAR 2022 OF THE UnitedHealthcare of Arkansas, Inc.

SCHEDULE Y
PART 1A - DETAIL OF INSURANCE HOLDING COMPANY SYSTEM

1	2	3	4	5	6	7	8	9	10	11	12	13	14	15	16
Group Code	Group Name	NAIC Company Code	ID Number	Federal RSSD	CIK	Name of Securities Exchange if Publicly Traded (U.S. or International)	Names of Parent, Subsidiaries Or Affiliates	Domi-ciliary Location	Relation-ship to Reporting Entity	Directly Controlled by (Name of Entity/Person)	Type of Control (Ownership, Board, Management, Attorney-in-Fact, Influence, Other)	If Control is Ownership Provide Percentage	Ultimate Controlling Entity(ies)/Person(s)	Is an SCA Filing Re-quired? (Yes/No)	*
		00000	47-3861802				Elite Focus Clinic, Inc., a Professional Corporation	CA	NIA	Physician(s) Owned	Influence	0.000	UnitedHealth Group Incorporated	NO	1
		00000	98-1339173				Eual Participações S.A.	BRA	NIA	Amil Assistência Médica Internacional S.A.	Ownership	60.010	UnitedHealth Group Incorporated	NO	
		00000	98-1339173				Eual Participações S.A.	BRA	NIA	Esho – Empresa de Serviços Hospitalares S.A.	Ownership	39.990	UnitedHealth Group Incorporated	NO	
		00000					EM Orange Tree LLC	CA	NIA	EPIC Management Services, LLC	Ownership	100.000	UnitedHealth Group Incorporated	NO	
		00000	87-1240516				Emisar Pharma Services LLC	DE	NIA	Optum Pharma Services Holdings, Inc.	Ownership	100.000	UnitedHealth Group Incorporated	NO	
		00000	33-0181426				Empire Physicians' Medical Group, Inc.	CA	NIA	NAMM Medical Group Holdings, Inc.	Ownership	100.000	UnitedHealth Group Incorporated	NO	1
		00000					Empremédica S. A.	PER	NIA	Banmedica S.A.	Ownership	100.000	UnitedHealth Group Incorporated	NO	
		00000					Endo Parent, Inc.	DE	NIA	Surgical Care Affiliates, LLC	Ownership	100.000	UnitedHealth Group Incorporated	NO	
		00000	16-1770779				Endoscopy Associates of Valley Forge, LLC	PA	NIA	Physicians Endoscopy, L.L.C.	Ownership	100.000	UnitedHealth Group Incorporated	NO	
		00000	77-0317478				Endoscopy Center Affiliates, Inc.	DE	NIA	National Surgery Centers, LLC	Ownership	100.000	UnitedHealth Group Incorporated	NO	
0707	UnitedHealth Group Incorporated	89087	75-1617708				Enterprise Life Insurance Company	TX	IA	Freedom Life Insurance Company of America	Ownership	100.000	UnitedHealth Group Incorporated	NO	
		00000					EP Campus I, LLC	DE	NIA	UnitedHealthcare Insurance Company	Ownership	100.000	UnitedHealth Group Incorporated	NO	
		00000	27-2767291				EPIC Health Plan	CA	NIA	EPIC Management Services, LLC	Ownership	100.000	UnitedHealth Group Incorporated	NO	
		00000	33-0654147				EPIC Management Services, LLC	DE	NIA	Collaborative Care Holdings, LLC	Ownership	100.000	UnitedHealth Group Incorporated	NO	
		00000	81-0732646				Equian Parent Corp.	DE	NIA	OptumInsight, Inc.	Ownership	100.000	UnitedHealth Group Incorporated	NO	
		00000	27-0083277				Equian, LLC	IN	NIA	Equian Parent Corp.	Ownership	100.000	UnitedHealth Group Incorporated	NO	
		00000	81-4973066				eRx Network Holdings, Inc.	DE	NIA	Change Healthcare Solutions, LLC	Ownership	100.000	UnitedHealth Group Incorporated	NO	
		00000	37-1838630				eRx Network, LLC	DE	NIA	eRx Network Holdings, Inc.	Ownership	100.000	UnitedHealth Group Incorporated	NO	
		00000					Esho – Empresa de Serviços Hospitalares S.A.	BRA	NIA	Amil Assistência Médica Internacional S.A.	Ownership	99.749	UnitedHealth Group Incorporated	NO	
		00000	83-2740282				Eugene Center of Anxiety and Stress, LLC	OR	NIA	Physician(s) Owned	Influence	0.000	UnitedHealth Group Incorporated	NO	1
		00000	90-0624377				Eugene Therapy, LLC	OR	NIA	Physician(s) Owned	Influence	0.000	UnitedHealth Group Incorporated	NO	1
		00000	81-1070402				Everett MSO, Inc.	WA	NIA	OptumCare Holdings, LLC	Ownership	100.000	UnitedHealth Group Incorporated	NO	
		00000	81-1625636				Everett Physicians, Inc. P.S.	WA	NIA	Physician(s) Owned	Influence	0.000	UnitedHealth Group Incorporated	NO	1
		00000	61-1752488				Evolve, LLC	WI	NIA	Refresh Evolve, LLC	Ownership	100.000	UnitedHealth Group Incorporated	NO	1
		00000	77-0560460				Excel MSO, LLC	CA	NIA	OptumCare Management, LLC	Ownership	100.000	UnitedHealth Group Incorporated	NO	
		00000	20-0087132				Excelsior Insurance Brokerage, Inc.	DE	NIA	HealthMarkets Insurance Agency, Inc.	Ownership	100.000	UnitedHealth Group Incorporated	NO	
		00000	11-3669765				Executive Health Resources, Inc.	PA	NIA	Optum360 Solutions, LLC	Ownership	100.000	UnitedHealth Group Incorporated	NO	
		00000	98-1259260				Exploration for Mine Clearance LLC	IRQ	NIA	UnitedHealthcare Global Medical (UK) Limited	Ownership	100.000	UnitedHealth Group Incorporated	NO	
		00000					Eye Clinic Oftalmologia Clínico Cirúrgica e Diagnóstico Ltda.	BRA	NIA	Hospital Alvorada Taguatinga Ltda.	Ownership	100.000	UnitedHealth Group Incorporated	NO	
		00000	27-0927202				Eye Specialists Surgery Centers LLC	IN	NIA	SCA AHN JV Holdings, LLC	Ownership	51.000	UnitedHealth Group Incorporated	NO	
		00000	46-3765364				Fairhaven Holdings, LLC	TN	NIA	Refresh Mental Health, Inc.	Ownership	100.000	UnitedHealth Group Incorporated	NO	
		00000	83-0693501				Fairhaven Real Estate, LLC	TN	NIA	Refresh Mental Health, Inc.	Ownership	100.000	UnitedHealth Group Incorporated	NO	
		00000	27-0820363				Family Counseling Associates of Salem Andover LLC	NH	NIA	Physician(s) Owned	Influence	0.000	UnitedHealth Group Incorporated	NO	1
		00000	88-0223385				Family Health Care Services	WV	NIA	Sierra Health Services, Inc.	Ownership	100.000	UnitedHealth Group Incorporated	NO	
		00000	88-0257036				Family Home Hospice, Inc.	NV	NIA	Sierra Health Services, Inc.	Ownership	100.000	UnitedHealth Group Incorporated	NO	
		00000	87-4007730				Ferrell Physician Services, P.C.	NY	NIA	Physician(s) Owned	Influence	0.000	UnitedHealth Group Incorporated	NO	1
		00000	82-2929226				First Coast Orthopedic Center, LLC	FL	NIA	ASV-HOPCo-SCA Florida, LLC	Ownership	54.328	UnitedHealth Group Incorporated	NO	2
		00000	85-2966587				First Family Insurance, LLC	DE	NIA	Golden Rule Financial Corporation	Ownership	100.000	UnitedHealth Group Incorporated	NO	
		00000	47-2066485				First Hill Surgery Center, LLC	WA	NIA	Physician(s) Owned	Influence	0.000	UnitedHealth Group Incorporated	NO	1
		00000	23-2849332				First Risk Advisors, Inc.	PA	NIA	UHC Holdings, Inc.	Ownership	100.000	UnitedHealth Group Incorporated	NO	
		00000	51-0484581				First Step Services, LLC	NC	NIA	Physician(s) Owned	Influence	0.000	UnitedHealth Group Incorporated	NO	1
		00000	86-0959327				Flagstaff Family Physicians, PLLC	AZ	NIA	Greater Phoenix Collaborative Care, P.C.	Ownership	100.000	UnitedHealth Group Incorporated	NO	1
		00000	35-2753845				Flight Advisors LLC	DE	NIA	United HealthCare Services, Inc.	Ownership	100.000	UnitedHealth Group Incorporated	NO	

ANNUAL STATEMENT FOR THE YEAR 2022 OF THE UnitedHealthcare of Arkansas, Inc.

SCHEDULE Y
PART 1A - DETAIL OF INSURANCE HOLDING COMPANY SYSTEM

1	2	3	4	5	6	7	8	9	10	11	12	13	14	15	16
Group Code	Group Name	NAIC Company Code	ID Number	Federal RSSD	CIK	Name of Securities Exchange if Publicly Traded (U.S. or International)	Names of Parent, Subsidiaries Or Affiliates	Domiciliary Location	Relationship to Reporting Entity	Directly Controlled by (Name of Entity/Person)	Type of Control (Ownership, Board, Management, Attorney-in-Fact, Influence, Other)	If Control is Ownership Provide Percentage	Ultimate Controlling Entity(ies)/Person(s)	Is an SCA Filing Required? (Yes/No)	*
		00000					Flight Basic Services LLC	DE	NIA	United HealthCare Services, Inc.	Ownership	100.000	UnitedHealth Group Incorporated	NO	
		00000					Flight Management Specialists LLC	DE	NIA	United HealthCare Services, Inc.	Ownership	100.000	UnitedHealth Group Incorporated	NO	
		00000	62-1551098				Florence Surgery Center, L.P.	TN	NIA	SCA-Florence, LLC	Ownership	15.000	UnitedHealth Group Incorporated	NO	2
		00000	35-2456267				FMG Holdings, LLC	DE	NIA	UnitedHealth Group Incorporated	Ownership	98.704	UnitedHealth Group Incorporated	NO	
		00000	35-2456267				FMG Holdings, LLC	DE	NIA	Hygeia Corporation	Ownership	1.296	UnitedHealth Group Incorporated	NO	
		00000	86-0908902				For Health of Arizona, Inc.	AZ	NIA	For Health, Inc.	Ownership	100.000	UnitedHealth Group Incorporated	NO	
		00000	33-0766617				For Health, Inc.	DE	NIA	Inspiris, Inc.	Ownership	100.000	UnitedHealth Group Incorporated	NO	
		00000	77-0368346				Fort Worth Endoscopy Centers, LLC	TX	NIA	Surgical Care Affiliates, LLC	Influence	0.000	UnitedHealth Group Incorporated	NO	
		00000	86-0901608				Fortified Provider Network, Inc.	AZ	NIA	Equian Parent Corp.	Ownership	100.000	UnitedHealth Group Incorporated	NO	
		00000	20-4647560				Foundation Surgery Affiliate General of Huntingdon Valley, LLC	OK	NIA	Virtua-SCA Holdings II, LLC	Ownership	56.730	UnitedHealth Group Incorporated	NO	2
		00000	68-0499459				Foundation Surgery Affiliate of Huntingdon Valley, L.P.	OK	NIA	Foundation Surgery Affiliate General of Huntingdon Valley, LLC	Ownership	1.043	UnitedHealth Group Incorporated	NO	2
		00000	68-0499459				Foundation Surgery Affiliate of Huntingdon Valley, L.P.	OK	NIA	Virtua-SCA Holdings II, LLC	Ownership	56.139	UnitedHealth Group Incorporated	NO	2
		00000	20-3412606				Franklin Surgical Center LLC	NJ	NIA	SCA-Franklin, LLC	Ownership	54.327	UnitedHealth Group Incorporated	NO	
		00000	02-0348012				Freedom Data Systems, Inc.	NH	NIA	eRx Network, LLC	Ownership	100.000	UnitedHealth Group Incorporated	NO	
0707	UnitedHealth Group Incorporated	62324	61-1096685				Freedom Life Insurance Company of America	TX	IA	USHEALTH Group, Inc.	Ownership	100.000	UnitedHealth Group Incorporated	NO	
		00000	82-3453993				Freeway Surgicenter of Houston, LLC	TX	NIA	SCA-Freeway Holdings, LLC	Ownership	59.322	UnitedHealth Group Incorporated	NO	
		00000	45-1476594				Frontier Healthcare Billing Services LLC	NY	NIA	Physicians Endoscopy, L.L.C.	Ownership	100.000	UnitedHealth Group Incorporated	NO	
		00000	27-4101347				Frontier Healthcare Management Services, LLC	NY	NIA	Physicians Endoscopy, L.L.C.	Ownership	100.000	UnitedHealth Group Incorporated	NO	
		00000	98-1101521				Frontier MEDEX Limited	IRQ	NIA	UnitedHealthcare Global Medical (UK) Limited	Ownership	100.000	UnitedHealth Group Incorporated	NO	
		00000	98-1172769				Frontier Medex Tanzania Limited	TZA	NIA	UnitedHealthcare Global Medical (UK) Limited	Ownership	99.000	UnitedHealth Group Incorporated	NO	
		00000	98-1147103				FrontierMEDEX Kenya Limited	KEN	NIA	UnitedHealthcare International I B.V. UnitedHealthcare Global Medical (UK) Limited	Ownership	0.100	UnitedHealth Group Incorporated	NO	
		00000	98-1147103				FrontierMEDEX Kenya Limited	KEN	NIA	UnitedHealthcare Global Medical (UK) Limited	Ownership	99.900	UnitedHealth Group Incorporated	NO	
		00000	33-1219808				FrontierMEDEX US, Inc.	DE	NIA	FMG Holdings, LLC	Ownership	24.613	UnitedHealth Group Incorporated	NO	
		00000	33-1219808				FrontierMEDEX US, Inc.	DE	NIA	UnitedHealth Group Incorporated	Ownership	75.387	UnitedHealth Group Incorporated	NO	
		00000	52-2230470				FrontierMEDEX, Inc.	IN	NIA	FrontierMEDEX US, Inc.	Ownership	100.000	UnitedHealth Group Incorporated	NO	
		00000					Fundación Banmédica	CHL	NIA	Banmédica S.A.	Ownership	100.000	UnitedHealth Group Incorporated	NO	
		00000	63-0833765				Gadsden Surgery Center, LLC	DE	NIA	SC Affiliates, LLC	Ownership	100.000	UnitedHealth Group Incorporated	NO	
		00000	27-0556097				Genoa Healthcare LLC	PA	NIA	Specialized Pharmaceuticals, Inc.	Ownership	100.000	UnitedHealth Group Incorporated	NO	
		00000	47-3851949				Genoa Healthcare, Inc.	DE	NIA	OptumRx Holdings, LLC	Ownership	100.000	UnitedHealth Group Incorporated	NO	
		00000	20-5009764				Genoa of Arkansas, LLC	AR	NIA	Genoa Healthcare LLC	Ownership	100.000	UnitedHealth Group Incorporated	NO	
		00000	45-3010132				Genoa Telepsychiatry, Inc.	DE	NIA	Genoa Healthcare LLC	Ownership	100.000	UnitedHealth Group Incorporated	NO	
		00000	81-4703295				Genoa, Qd Wholesale, LLC	DE	NIA	Genoa Healthcare LLC	Ownership	100.000	UnitedHealth Group Incorporated	NO	
		00000	37-0920164				gethealthinsurance.com Agency Inc.	IN	NIA	Golden Rule Financial Corporation	Ownership	100.000	UnitedHealth Group Incorporated	NO	
		00000	92-0335511				GH 22 Holdings, Inc.	DE	NIA	United HealthCare Services, Inc.	Ownership	100.000	UnitedHealth Group Incorporated	NO	
		00000	65-1025514				Gladliolus Surgery Center, L.L.C.	FL	NIA	SCA-Gladliolus, LLC	Ownership	50.789	UnitedHealth Group Incorporated	NO	
		00000	47-3495605				GLBESC, LLC	DE	NIA	Beach Surgical Holdings LLC	Ownership	52.270	UnitedHealth Group Incorporated	NO	2
		00000	33-0595220				Glenwood Surgical Center, L.P.	CA	NIA	Glenwood-SC, LLC	Ownership	1.080	UnitedHealth Group Incorporated	NO	
		00000	33-0595220				Glenwood Surgical Center, L.P.	CA	NIA	SCA-Glenwood Holdings, LLC	Ownership	56.730	UnitedHealth Group Incorporated	NO	
		00000	62-1601450				Glenwood-SC, LLC	TN	NIA	SC Affiliates, LLC	Ownership	100.000	UnitedHealth Group Incorporated	NO	
		00000	27-3337336				Global One Ventures, LLC	CA	NIA	SCA Global One Holdings, LLC	Ownership	100.000	UnitedHealth Group Incorporated	NO	
		00000					Global Traveler Organization (Cayman) SPC Limited	CYM	NIA	PGH Global (Cayman) Limited	Ownership	100.000	UnitedHealth Group Incorporated	NO	
		00000	20-3420886				Golden Outlook, Inc.	CA	NIA	Golden Rule Financial Corporation	Ownership	100.000	UnitedHealth Group Incorporated	NO	

ANNUAL STATEMENT FOR THE YEAR 2022 OF THE UnitedHealthcare of Arkansas, Inc.

SCHEDULE Y
PART 1A - DETAIL OF INSURANCE HOLDING COMPANY SYSTEM

1	2	3	4	5	6	7	8	9	10	11	12	13	14	15	16
Group Code	Group Name	NAIC Company Code	ID Number	Federal RSSD	CIK	Name of Securities Exchange if Publicly Traded (U.S. or International)	Names of Parent, Subsidiaries Or Affiliates	Domiciliary Location	Relationship to Reporting Entity	Directly Controlled by (Name of Entity/Person)	Type of Control (Ownership, Board, Management, Attorney-in-Fact, Influence, Other)	If Control is Ownership Provide Percentage	Ultimate Controlling Entity(ies)/Person(s)	Is an SCA Filing Required? (Yes/No)	*
		00000	37-0855360				Golden Rule Financial Corporation	DE	NIA	UnitedHealth Group Incorporated	Ownership	100.000	UnitedHealth Group Incorporated	NO	
.0707	UnitedHealth Group Incorporated	62286	37-6028756	3057283			Golden Rule Insurance Company	IN	IA	Golden Rule Financial Corporation	Ownership	100.000	UnitedHealth Group Incorporated	NO	
		00000	33-0529450				Golden Triangle Surgicenter, L.P.	CA	NIA	Surgery Centers-West Holdings, LLC	Ownership	56.000	UnitedHealth Group Incorporated	NO	
		00000	95-3969271				Good Samaritan Medical Practice Association, Inc., A Medical Group	CA	NIA	HealthCare Partners Associates Medical Group, P.C.	Ownership	100.000	UnitedHealth Group Incorporated	NO	1
		00000	93-1237063				Grants Pass Surgery Center, LLC	OR	NIA	SCA-Grants Pass, LLC	Ownership	51.000	UnitedHealth Group Incorporated	NO	
		00000	27-2337725				Greater Phoenix Collaborative Care, P.C.	AZ	NIA	Physician(s) Owned	Influence	0.000	UnitedHealth Group Incorporated	NO	1
		00000	36-4053840				Greensboro Specialty Surgery Center, LLC	NC	NIA	NSC Greensboro West, LLC	Ownership	50.100	UnitedHealth Group Incorporated	NO	2
		00000	74-2411643				Greenville Surgery Center, LLC	TX	NIA	Surgical Care Affiliates, LLC	Influence	0.000	UnitedHealth Group Incorporated	NO	
		00000	85-3346468				Greenway Surgical Suites, LLC	MN	NIA	SCA Greenway Holdings, LLC	Ownership	52.766	UnitedHealth Group Incorporated	NO	2
		00000	01-0619096				Grove Place Surgery Center, L.L.C.	FL	NIA	SCA-Grove Place, LLC	Ownership	51.000	UnitedHealth Group Incorporated	NO	
		00000	01-0619096				Grove Place Surgery Center, L.L.C.	FL	NIA	SCA Affiliates, LLC	Ownership	3.060	UnitedHealth Group Incorporated	NO	
		00000	47-3071064				Guilford Surgery Center, LLC	CT	NIA	HHC-SCA Guilford Holdings, LLC	Ownership	49.000	UnitedHealth Group Incorporated	NO	2
		00000	26-1227494				H.I. Investments Holding Company, LLC	DE	NIA	Health Inventures, LLC	Ownership	100.000	UnitedHealth Group Incorporated	NO	
		00000	98-0213198				H&W Indemnity (SPC), Ltd.	CYM	NIA	UnitedHealth Group Incorporated	Ownership	100.000	UnitedHealth Group Incorporated	NO	
.0707	UnitedHealth Group Incorporated	79480	35-1279304				Harken Health Insurance Company	WI	IA	UnitedHealthcare, Inc.	Ownership	100.000	UnitedHealth Group Incorporated	NO	
		00000	26-3234725				Harrison Endo Surgical Center, LLC	NJ	NIA	Virtua-SCA Holdings, LLC	Ownership	55.000	UnitedHealth Group Incorporated	NO	2
		00000	58-2065044				Hawthorn Place Outpatient Surgery Center, L.P.	GA	NIA	SHC Hawthorn, Inc.	Ownership	20.000	UnitedHealth Group Incorporated	NO	2
		00000	85-2037257				Hays JV Partners, LLC	TX	NIA	SCA Hays Holdings, LLC	Ownership	31.373	UnitedHealth Group Incorporated	NO	2
		00000	27-4579547				Hays Surgery Center, LLC	TX	NIA	Hays JV Partners, LLC	Ownership	51.000	UnitedHealth Group Incorporated	NO	
		00000	27-4579547				Hays Surgery Center, LLC	TX	NIA	SCA Hays Holdings, LLC	Ownership	9.000	UnitedHealth Group Incorporated	NO	
		00000	81-2378903				HCAAT Acquisition Inc.	DE	NIA	WellMed Medical Management, Inc.	Ownership	100.000	UnitedHealth Group Incorporated	NO	
		00000	27-0549481				hCentive, Inc.	DE	NIA	Optum Government Solutions, Inc.	Ownership	100.000	UnitedHealth Group Incorporated	NO	
		00000	13-4143595				HCI Acquisition Corp.	NY	NIA	Change Healthcare Solutions, LLC	Ownership	100.000	UnitedHealth Group Incorporated	NO	
		00000	45-3007213				HCP ACO California, LLC	CA	NIA	OptumCare Management, LLC	Ownership	100.000	UnitedHealth Group Incorporated	NO	
		00000	33-0673883				Health Care-ONE Insurance Agency, Inc.	CA	NIA	USHEALTH Advisors, LLC	Ownership	50.000	UnitedHealth Group Incorporated	NO	
		00000	20-5944768				Health Inventures Employment Solutions, LLC	DE	NIA	Health Inventures, LLC	Ownership	100.000	UnitedHealth Group Incorporated	NO	
		00000	04-3723090				Health Inventures, LLC	DE	NIA	SCA Affiliates, LLC	Ownership	100.000	UnitedHealth Group Incorporated	NO	
.0707	UnitedHealth Group Incorporated	96342	88-0201035				Health Plan of Nevada, Inc.	NV	IA	Sierra Health Services, Inc.	Ownership	100.000	UnitedHealth Group Incorporated	NO	
		00000	75-2674367				Healthcare Associates of Irving PLLC	TX	NIA	USMD Affiliated Services	Ownership	100.000	UnitedHealth Group Incorporated	NO	
		00000	81-0760425				Healthcare Associates of Texas LLC	DE	NIA	HCAAT Acquisition Inc.	Ownership	100.000	UnitedHealth Group Incorporated	NO	
		00000	95-4526112				HealthCare Partners Affiliates Medical Group	CA	NIA	HealthCare Partners Associates Medical Group, P.C.	Ownership	95.000	UnitedHealth Group Incorporated	NO	1
		00000	26-4247365				HealthCare Partners ASC-HB, LLC	CA	NIA	Talbert Medical Group, P.C.	Ownership	100.000	UnitedHealth Group Incorporated	NO	1
		00000	95-4628842				HealthCare Partners ASC-LB, LLC	CA	NIA	OptumCare Management, LLC	Ownership	99.000	UnitedHealth Group Incorporated	NO	
		00000	95-4628842				HealthCare Partners ASC-LB, LLC	CA	NIA	HealthCare Partners Associates Medical Group, P.C.	Ownership	1.000	UnitedHealth Group Incorporated	NO	
		00000	45-5273760				HealthCare Partners Associates Medical Group, P.C.	CA	NIA	Physician(s) Owned	Influence	0.000	UnitedHealth Group Incorporated	NO	1
		00000	47-5274363				HealthCare Partners Management Services California, LLC	DE	NIA	OptumCare Management, LLC	Ownership	100.000	UnitedHealth Group Incorporated	NO	
		00000	95-4340584				HealthCare Partners Medical Group, P.C.	CA	NIA	Physician(s) Owned	Influence	0.000	UnitedHealth Group Incorporated	NO	1
		00000	81-1080535				HealthCare Partners RE, LLC	DE	NIA	OptumCare Holdings, LLC	Ownership	100.000	UnitedHealth Group Incorporated	NO	
		00000	77-0693060				Healthcare Solutions, Inc.	DE	NIA	OptumRx Administrative Services, LLC	Ownership	100.000	UnitedHealth Group Incorporated	NO	
		00000	20-3349887				HealthEast Surgery Center-Maplewood, LLC	MN	NIA	H.I. Investments Holding Company, LLC	Ownership	26.277	UnitedHealth Group Incorporated	NO	2
		00000					Healthgrades Marketplace, LLC	DE	NIA	RVO Health, LLC	Ownership	100.000	UnitedHealth Group Incorporated	NO	
		00000					Healthline Group, LLC	DE	NIA	RVO Health, LLC	Ownership	100.000	UnitedHealth Group Incorporated	NO	
		00000					Healthline Holdings, LLC	DE	NIA	RVO Health, LLC	Ownership	100.000	UnitedHealth Group Incorporated	NO	
		00000	47-2570595				HealthMarkets Group, Inc.	DE	NIA	HealthMarkets, LLC	Ownership	100.000	UnitedHealth Group Incorporated	NO	

ANNUAL STATEMENT FOR THE YEAR 2022 OF THE UnitedHealthcare of Arkansas, Inc.

SCHEDULE Y
PART 1A - DETAIL OF INSURANCE HOLDING COMPANY SYSTEM

1	2	3	4	5	6	7	8	9	10	11	12	13	14	15	16
Group Code	Group Name	NAIC Company Code	ID Number	Federal RSSD	CIK	Name of Securities Exchange if Publicly Traded (U.S. or International)	Names of Parent, Subsidiaries Or Affiliates	Domiciliary Location	Relationship to Reporting Entity	Directly Controlled by (Name of Entity/Person)	Type of Control (Ownership, Board, Management, Attorney-in-Fact, Influence, Other)	If Control is Ownership Provide Percentage	Ultimate Controlling Entity(ies)/Person(s)	Is an SCA Filing Required? (Yes/No)	*
		00000	27-027771				HealthMarkets Insurance Agency, Inc.	DE	NIA	HealthMarkets Group, Inc.	Ownership	100.000	UnitedHealth Group Incorporated	NO	
		00000	46-1131431				HealthMarkets Services, Inc.	DE	NIA	HealthMarkets Group, Inc.	Ownership	100.000	UnitedHealth Group Incorporated	NO	
		00000	75-2044750	4346649			HealthMarkets, Inc.	DE	NIA	Golden Rule Financial Corporation	Ownership	100.000	UnitedHealth Group Incorporated	NO	
		00000					HealthMarkets, LLC	DE	NIA	HealthMarkets, Inc.	Ownership	100.000	UnitedHealth Group Incorporated	NO	
		00000	83-2329503				Healthplex America, LLC	FL	NIA	Marlin Holding Company LLC	Ownership	100.000	UnitedHealth Group Incorporated	NO	
		00000	45-2548158				Healthplex Dental Services, Inc.	FL	IA	Healthplex, Inc.	Ownership	100.000	UnitedHealth Group Incorporated	NO	
		00000	11-3554436				Healthplex I.P.A., Inc.	NY	NIA	Healthplex, Inc.	Ownership	100.000	UnitedHealth Group Incorporated	NO	
.0707	UnitedHealth Group Incorporated	11172	11-3469326				Healthplex Insurance Company	NY	IA	Healthplex, Inc.	Ownership	100.000	UnitedHealth Group Incorporated	NO	
		00000	20-899255				Healthplex of CT, Inc.	CT	NIA	Healthplex, Inc.	Ownership	100.000	UnitedHealth Group Incorporated	NO	
		00000	20-5644765				Healthplex of DC, Inc.	DC	NIA	Healthplex, Inc.	Ownership	100.000	UnitedHealth Group Incorporated	NO	
		00000	20-5644779				Healthplex of MD, Inc.	MD	NIA	Healthplex, Inc.	Ownership	100.000	UnitedHealth Group Incorporated	NO	
		00000	32-0572262				Healthplex of ME, Inc.	ME	NIA	Healthplex, Inc.	Ownership	100.000	UnitedHealth Group Incorporated	NO	
		00000	35-2633905				Healthplex of NC, Inc.	NC	NIA	Healthplex, Inc.	Ownership	100.000	UnitedHealth Group Incorporated	NO	
.0707	UnitedHealth Group Incorporated	12830	20-5343824				Healthplex of NJ, Inc.	NJ	IA	Healthplex, Inc.	Ownership	100.000	UnitedHealth Group Incorporated	NO	
		00000	45-0705334				Healthplex of TX, Inc.	TX	NIA	Healthplex, Inc.	Ownership	100.000	UnitedHealth Group Incorporated	NO	
		00000	11-2714365				Healthplex, Inc.	NY	NIA	Healthplex America, LLC	Ownership	100.000	UnitedHealth Group Incorporated	NO	
		00000	71-0847266				HealthSCOPE Benefits, Inc.	DE	NIA	HealthSCOPE Holdings, Inc.	Ownership	100.000	UnitedHealth Group Incorporated	NO	
		00000	47-1409110				HealthSCOPE Holdings, Inc.	DE	NIA	UMR, Inc.	Ownership	100.000	UnitedHealth Group Incorporated	NO	
		00000	83-2722254				Heartland Heart and Vascular, LLC	DE	NIA	Endoscopy Center Affiliates, Inc.	Ownership	1.000	UnitedHealth Group Incorporated	NO	
		00000	83-2722254				Heartland Heart and Vascular, LLC	DE	NIA	SCA Heartland Holdings, LLC	Ownership	99.000	UnitedHealth Group Incorporated	NO	
		00000					Help Seguros de Vida S.A.	CHL	NIA	Banmédica Internacional SpA	Ownership	0.000	UnitedHealth Group Incorporated	NO	
		00000					Help Seguros de Vida S.A.	CHL	NIA	Banmédica S.A.	Ownership	100.000	UnitedHealth Group Incorporated	NO	
		00000					Help Service S.A.	CHL	NIA	Saden S.A.	Ownership	0.000	UnitedHealth Group Incorporated	NO	
		00000					Help Service S.A.	CHL	NIA	Banmédica S.A.	Ownership	100.000	UnitedHealth Group Incorporated	NO	
		00000	98-1443161				Help SpA	CHL	NIA	Saden S.A.	Ownership	0.000	UnitedHealth Group Incorporated	NO	
		00000	98-1443161				Help SpA	CHL	NIA	Banmédica S.A.	Ownership	100.000	UnitedHealth Group Incorporated	NO	
		00000	80-0020865				Heron Ridge Assoc. P.L.C.	MI	NIA	Physician(s) Owned	Influence	0.000	UnitedHealth Group Incorporated	NO	1
		00000	46-5291602				HFHS-SCA Holdings, LLC	MI	NIA	SC Affiliates, LLC	Ownership	49.000	UnitedHealth Group Incorporated	NO	2
		00000	88-3842578				HHC-SCA Guilford Holdings, LLC	DE	NIA	SCA Guilford Holdings, LLC	Ownership	100.000	UnitedHealth Group Incorporated	NO	
		00000	84-1472832				Highlands Ranch Healthcare, LLC	CO	NIA	Urgent Care MSO, LLC	Ownership	100.000	UnitedHealth Group Incorporated	NO	
		00000	98-1452260				Home Medical S.A.	CHL	NIA	Help SpA	Ownership	99.998	UnitedHealth Group Incorporated	NO	
		00000	98-1452260				Home Medical S.A.	CHL	NIA	Saden S.A.	Ownership	0.002	UnitedHealth Group Incorporated	NO	
		00000	81-0884465				Homecare Dimensions of Florida, Inc.	TX	NIA	WellMed Networks, Inc.	Ownership	100.000	UnitedHealth Group Incorporated	NO	1
		00000	74-2758644				Homecare Dimensions, Inc.	TX	NIA	WellMed Networks, Inc.	Ownership	100.000	UnitedHealth Group Incorporated	NO	1
		00000					Honodav SpA	CHL	NIA	Clínica Dávila y Servicios Médicos S.p.A.	Ownership	99.000	UnitedHealth Group Incorporated	NO	
		00000					Honodav SpA	CHL	NIA	Servicios Integrados de Salud Ltda.	Ownership	1.000	UnitedHealth Group Incorporated	NO	
		00000	98-1286038				Hospitais Associados de Pernambuco Ltda.	BRA	NIA	Hospital Alvorada Taguatinga Ltda.	Ownership	0.000	UnitedHealth Group Incorporated	NO	
		00000	98-1286038				Hospitais Associados de Pernambuco Ltda.	BRA	NIA	Esho – Empresa de Serviços Hospitalares S.A.	Ownership	100.000	UnitedHealth Group Incorporated	NO	
		00000					Hospital Alvorada Taguatinga Ltda.	BRA	NIA	Bosque Medical Center Ltda.	Ownership	6.532	UnitedHealth Group Incorporated	NO	
		00000					Hospital Alvorada Taguatinga Ltda.	BRA	NIA	Amil Assistência Médica Internacional S.A.	Ownership	86.360	UnitedHealth Group Incorporated	NO	
		00000					Hospital Alvorada Taguatinga Ltda.	BRA	NIA	Esho – Empresa de Serviços Hospitalares S.A.	Ownership	7.109	UnitedHealth Group Incorporated	NO	
		00000	98-1389272				Hospital Ana Costa S.A.	BRA	NIA	Piano de Saúde Ana Costa Ltda.	Ownership	76.000	UnitedHealth Group Incorporated	NO	
		00000	98-1389272				Hospital Ana Costa S.A.	BRA	NIA	Hospital Alvorada Taguatinga Ltda.	Ownership	23.824	UnitedHealth Group Incorporated	NO	
		00000	98-1310065				Hospital de Clínicas de Jacarepaguá Ltda.	BRA	NIA	Esho – Empresa de Serviços Hospitalares S.A.	Ownership	100.000	UnitedHealth Group Incorporated	NO	
		00000	98-1310065				Hospital de Clínicas de Jacarepaguá Ltda.	BRA	NIA	Cemed Care – Empresa de Atendimento Clínico Geral Ltda.	Ownership	0.000	UnitedHealth Group Incorporated	NO	

ANNUAL STATEMENT FOR THE YEAR 2022 OF THE UnitedHealthcare of Arkansas, Inc.

SCHEDULE Y
PART 1A - DETAIL OF INSURANCE HOLDING COMPANY SYSTEM

1	2	3	4	5	6	7	8	9	10	11	12	13	14	15	16
Group Code	Group Name	NAIC Company Code	ID Number	Federal RSSD	CIK	Name of Securities Exchange if Publicly Traded (U.S. or International)	Names of Parent, Subsidiaries Or Affiliates	Domiciliary Location	Relationship to Reporting Entity	Directly Controlled by (Name of Entity/Person)	Type of Control (Ownership, Board, Management, Attorney-in-Fact, Influence, Other)	If Control is Ownership Provide Percentage	Ultimate Controlling Entity(ies)/Person(s)	Is an SCA Filing Required? (Yes/No)	*
		00000	98-1332673				Hospital Santa Helena S.A.	.BRA	NIA	Eual Participações S.A. Esho – Empresa de Serviços Hospitalares S.A.	Ownership	10.947	UnitedHealth Group Incorporated	NO	
		00000	98-1332673				Hospital Santa Helena S.A.	.BRA	NIA		Ownership	89.053	UnitedHealth Group Incorporated	NO	
		00000	26-2912304				Humedica, Inc.	.DE	NIA	United HealthCare Services, Inc.	Ownership	100.000	UnitedHealth Group Incorporated	NO	
		00000	36-4331825				Hygeia Corporation	.DE	NIA	UnitedHealth International, Inc.	Ownership	100.000	UnitedHealth Group Incorporated	NO	
		00000	98-1106075				Hygeia Corporation (Ontario)	.CAN	NIA	FrontierMEDEX US, Inc.	Ownership	100.000	UnitedHealth Group Incorporated	NO	
		00000	84-4865867				IHD Holdings, LLC	.DE	NIA	naviHealth, Inc.	Ownership	100.000	UnitedHealth Group Incorporated	NO	
		00000	82-1341098				Illinois Independent Care Network, LLC	.DE	NIA	Surgical Care Affiliates, LLC	Ownership	100.000	UnitedHealth Group Incorporated	NO	
		00000	20-4351923				Impel Consulting Experts, L.L.C.	.TX	NIA	Impel Management Services, L.L.C.	Ownership	100.000	UnitedHealth Group Incorporated	NO	
		00000	75-2574317				Impel Management Services, L.L.C.	.TX	NIA	USMD Holdings, Inc.	Ownership	100.000	UnitedHealth Group Incorporated	NO	
		00000	27-3296953				IN Style OPTICAL, LLC	.MA	NIA	Reliant Medical Group, Inc.	Ownership	100.000	UnitedHealth Group Incorporated	NO	1
		00000	45-4132005				Indiana Care Organization, LLC	.IN	NIA	AHN Target Holdings, LLC	Ownership	100.000	UnitedHealth Group Incorporated	NO	
		00000	33-0618077				Inland Faculty Medical Group, Inc.	.CA	NIA	NAMM Medical Group Holdings, Inc.	Ownership	100.000	UnitedHealth Group Incorporated	NO	1
		00000	33-0018673				Inland Surgery Center, L.P.	.CA	NIA	SC Affiliates, LLC	Ownership	6.156	UnitedHealth Group Incorporated	NO	
		00000	33-0018673				Inland Surgery Center, L.P.	.CA	NIA	Redlands Ambulatory Surgery Center	Ownership	51.000	UnitedHealth Group Incorporated	NO	
		00000					Inmobiliaria Apoquindo 3001 S.A.	.CHL	NIA	Cobranzas Bannédica Spa	Ownership	0.001	UnitedHealth Group Incorporated	NO	
		00000					Inmobiliaria Apoquindo 3001 S.A.	.CHL	NIA	Inmobiliaria Apoquindo S.A.	Ownership	99.999	UnitedHealth Group Incorporated	NO	
		00000	98-1458683				Inmobiliaria Apoquindo 3600 Ltda.	.CHL	NIA	Inmobiliaria Apoquindo 3001 S.A.	Ownership	0.300	UnitedHealth Group Incorporated	NO	
		00000	98-1458683				Inmobiliaria Apoquindo 3600 Ltda.	.CHL	NIA	Bannédica S.A.	Ownership	99.700	UnitedHealth Group Incorporated	NO	
		00000	98-1443174				Inmobiliaria Apoquindo S.A.	.CHL	NIA	Bannédica S.A.	Ownership	100.000	UnitedHealth Group Incorporated	NO	
		00000	98-1443174				Inmobiliaria Apoquindo S.A.	.CHL	NIA	Saden S.A.	Ownership	0.000	UnitedHealth Group Incorporated	NO	
		00000	98-1458682				Inmobiliaria Clínica Santa María S.A.	.CHL	NIA	Bannédica S.A.	Ownership	99.510	UnitedHealth Group Incorporated	NO	
		00000	98-1454653				Inmobiliaria e Inversiones Alameda S.A.	.CHL	NIA	Saden S.A.	Ownership	0.020	UnitedHealth Group Incorporated	NO	
		00000	98-1454653				Inmobiliaria e Inversiones Alameda S.A.	.CHL	NIA	Bannédica S.A.	Ownership	99.980	UnitedHealth Group Incorporated	NO	
		00000	98-1460922				Inmobiliaria Viñamed Ltda.	.CHL	NIA	Administradora Médica Centromed S.A.	Ownership	99.900	UnitedHealth Group Incorporated	NO	
		00000	47-5640889				INOVB Surgical at Memorial City, LLC	.TX	NIA	Memorial City Partners, LLC	Ownership	100.000	UnitedHealth Group Incorporated	NO	
		00000	88-0482274				inPharmative, Inc.	.NV	NIA	OptumRx Health Solutions, LLC	Ownership	100.000	UnitedHealth Group Incorporated	NO	
		00000	45-2563134				Inspiris Medical Services of New Jersey, P.C.	.NJ	NIA	Physician(s) Owned	Influence	0.000	UnitedHealth Group Incorporated	NO	1
		00000	27-1561674				INSPIRIS of Michigan Medical Services, P.C.	.MI	NIA	Physician(s) Owned	Influence	0.000	UnitedHealth Group Incorporated	NO	1
		00000	13-4168739				INSPIRIS of New York Medical Services, P.C.	.NY	NIA	Physician(s) Owned	Influence	0.000	UnitedHealth Group Incorporated	NO	1
		00000	26-2895670				INSPIRIS of Pennsylvania Medical Services, P.C.	.PA	NIA	Physician(s) Owned	Influence	0.000	UnitedHealth Group Incorporated	NO	1
		00000	26-2885572				INSPIRIS of Texas Physician Group	.TX	NIA	Optum Care Services Company	Ownership	100.000	UnitedHealth Group Incorporated	NO	
		00000	33-0766366				Inspiris, Inc.	.DE	NIA	Colaborative Care Holdings, LLC	Ownership	100.000	UnitedHealth Group Incorporated	NO	
		00000					Instituto Radium de Campinas Ltda	.BRA	NIA	Esho – Empresa de Serviços Hospitalares S.A.	Ownership	0.000	UnitedHealth Group Incorporated	NO	
		00000					Instituto Radium de Campinas Ltda	.BRA	NIA	COI – Clínicas Oncológicas Integradas S.A.	Ownership	100.000	UnitedHealth Group Incorporated	NO	
		00000	27-2557480				Integrated Behavioral Health, LLC	.LA	NIA	Refresh Mental Health, Inc.	Ownership	100.000	UnitedHealth Group Incorporated	NO	
		00000	95-0856292				Inter-Hospital Physicians Association, Inc.	.OR	NIA	Optum Oregon MSO, LLC	Ownership	100.000	UnitedHealth Group Incorporated	NO	
0707	UnitedHealth Group Incorporated	11173	22-2321226				International Healthcare Services, Inc.	.NJ	IA	Healthplex, Inc.	Ownership	100.000	UnitedHealth Group Incorporated	NO	
		00000	46-2215497				InTouch Pharmacy LLC	.GA	NIA	Diplomat Pharmacy, Inc.	Ownership	100.000	UnitedHealth Group Incorporated	NO	
		00000	98-1452273				Inversiones Clínicas Santa María SpA	.CHL	NIA	Bannédica S.A.	Ownership	100.000	UnitedHealth Group Incorporated	NO	
		00000	98-1448096				Isapre Bannédica S.A.	.CHL	NIA	Bannédica S.A.	Ownership	100.000	UnitedHealth Group Incorporated	NO	
		00000	98-1448096				Isapre Bannédica S.A.	.CHL	NIA	Clínica Dávila y Servicios Médicos S.p.A.	Ownership	0.000	UnitedHealth Group Incorporated	NO	
		00000	35-2748546				Jet Coordination LLC	.DE	NIA	United HealthCare Services, Inc.	Ownership	100.000	UnitedHealth Group Incorporated	NO	
		00000	20-5337793				Jet Plane Management LLC	.DE	NIA	United HealthCare Services, Inc.	Ownership	100.000	UnitedHealth Group Incorporated	NO	
		00000	74-2544709				Johnston Surgicare, L.P.	.RI	NIA	Surgery Center Holding, LLC	Ownership	1.000	UnitedHealth Group Incorporated	NO	
		00000	74-2544709				Joliet Surgery Center Limited Partnership	.IL	NIA	Surgicare of Joliet, Inc.	Ownership	27.143	UnitedHealth Group Incorporated	NO	2

ANNUAL STATEMENT FOR THE YEAR 2022 OF THE UnitedHealthcare of Arkansas, Inc.

SCHEDULE Y
PART 1A - DETAIL OF INSURANCE HOLDING COMPANY SYSTEM

1	2	3	4	5	6	7	8	9	10	11	12	13	14	15	16
Group Code	Group Name	NAIC Company Code	ID Number	Federal RSSD	CIK	Name of Securities Exchange if Publicly Traded (U.S. or International)	Names of Parent, Subsidiaries Or Affiliates	Domi-ciliary Location	Relation-ship to Reporting Entity	Directly Controlled by (Name of Entity/Person)	Type of Control (Ownership, Board, Management, Attorney-in-Fact, Influence, Other)	If Control is Ownership Provide Percentage	Ultimate Controlling Entity(ies)/Person(s)	Is an SCA Filing Re-quired? (Yes/No)	*
		00000	26-3013277				Jonathan E. Goldberg, Ph.D., Inc.	MA	NIA	Physician(s) Owned	Influence	0.000	UnitedHealth Group Incorporated	NO	1
		00000	68-0624157				Jordan Ridge Family Medicine, LLC	DE	NIA	Collaborative Care Services, Inc.	Ownership	100.000	UnitedHealth Group Incorporated	NO	
		00000	46-4755857				Joyable, Inc.	DE	NIA	AbleTo, Inc.	Ownership	100.000	UnitedHealth Group Incorporated	NO	
		00000	26-3478896				Joyce Marter & Associates, P.C.	IL	NIA	Physician(s) Owned	Influence	0.000	UnitedHealth Group Incorporated	NO	1
		00000	83-2306992				JPM Healthcare LLC	DE	NIA	SCA-JPM Holdings, LLC	Ownership	51.000	UnitedHealth Group Incorporated	NO	
		00000	30-0089259				K.P. Counseling, Ltd.	IL	NIA	Physician(s) Owned	Influence	0.000	UnitedHealth Group Incorporated	NO	1
		00000	76-0386391				Kelsey-Seybold Medical Group, PLLC	TX	NIA	Physician(s) Owned	Influence	0.000	UnitedHealth Group Incorporated	NO	1
.0707	UnitedHealth Group Incorporated	16541	83-2701907				KelseyCare Administrators LLC	TX	IA	KS Management Services, L.L.C.	Ownership	100.000	UnitedHealth Group Incorporated	NO	
		00000	86-2407758				Kokomo Outpatient Surgery Center, LLC	IN	NIA	SC Affiliates, LLC	Ownership	100.000	UnitedHealth Group Incorporated	NO	
		00000	76-0602862				KS Management Services, L.L.C.	TX	NIA	KSMS Intermediate Holdings II, LLC	Ownership	100.000	UnitedHealth Group Incorporated	NO	
		00000	84-2355006				KS Pharm, LLC	TX	NIA	Kelsey-Seybold Medical Group, PLLC	Ownership	100.000	UnitedHealth Group Incorporated	NO	1
.0707	UnitedHealth Group Incorporated	12827	20-5602615				KS Plan Administrators, LLC	TX	IA	KS Management Services, L.L.C.	Ownership	100.000	UnitedHealth Group Incorporated	NO	
		00000	84-2241460				KS SC, LLC	TX	NIA	Kelsey-Seybold Medical Group, PLLC	Ownership	100.000	UnitedHealth Group Incorporated	NO	1
		00000	84-2590138				KSMS Holdings, LLC	TX	NIA	Transformer TX Holdings, LLC	Ownership	100.000	UnitedHealth Group Incorporated	NO	
		00000	84-2598581				KSMS Intermediate Holdings I, LLC	TX	NIA	KSMS Holdings, LLC	Ownership	100.000	UnitedHealth Group Incorporated	NO	
		00000	84-2646230				KSMS Intermediate Holdings II, LLC	TX	NIA	KSMS Intermediate Holdings I, LLC	Ownership	100.000	UnitedHealth Group Incorporated	NO	
		00000	98-1456202				La Esperanza del Perú S.A.	PER	NIA	Pacifico S.A. Entidad Prestadora de Salud	Ownership	100.000	UnitedHealth Group Incorporated	NO	
		00000					Laboratorio ROE S.A.	PER	NIA	Pacifico S.A. Entidad Prestadora de Salud	Ownership	100.000	UnitedHealth Group Incorporated	NO	
		00000					Laboratorios Médicos Amed Quilpué S.A.	CHL	NIA	Servicios Médicos Amed Quilpué S.A.	Ownership	0.100	UnitedHealth Group Incorporated	NO	
		00000					Laboratorios Médicos Amed Quilpué S.A.	CHL	NIA	Centromed Quilpué S.A.	Ownership	99.900	UnitedHealth Group Incorporated	NO	
		00000	82-5437916				Landmark Group Holdings, LLC	DE	NIA	Laser Acquisition Holdings III, LLC	Ownership	100.000	UnitedHealth Group Incorporated	NO	
		00000	36-4785073				Landmark Health NY IPA, LLC	NY	NIA	Landmark Health, LLC	Ownership	100.000	UnitedHealth Group Incorporated	NO	
		00000	37-1774991				Landmark Health NY PO, LLC	DE	NIA	Landmark Health, LLC	Ownership	100.000	UnitedHealth Group Incorporated	NO	
		00000	35-2547489				Landmark Health of California, LLC	DE	NIA	Landmark Health, LLC	Ownership	100.000	UnitedHealth Group Incorporated	NO	
		00000	35-2616929				Landmark Health of Massachusetts, LLC	DE	NIA	Landmark Health, LLC	Ownership	100.000	UnitedHealth Group Incorporated	NO	
		00000	37-1880434				Landmark Health of North Carolina, LLC	NC	NIA	Landmark MSO, LLC	Ownership	100.000	UnitedHealth Group Incorporated	NO	
		00000	38-3952354				Landmark Health of Oregon, LLC	DE	NIA	Landmark Health, LLC	Ownership	100.000	UnitedHealth Group Incorporated	NO	
		00000	61-1781940				Landmark Health of Pennsylvania, LLC	DE	NIA	Landmark Health, LLC	Ownership	100.000	UnitedHealth Group Incorporated	NO	
		00000	61-1752988				Landmark Health of Washington, LLC	DE	NIA	Landmark Health, LLC	Ownership	100.000	UnitedHealth Group Incorporated	NO	
		00000					Landmark Health Technologies Private Limited	IND	NIA	Landmark Health, LLC	Ownership	99.990	UnitedHealth Group Incorporated	NO	
		00000					Landmark Health Technologies Private Limited	IND	NIA	Landmark India, LLC	Ownership	0.010	UnitedHealth Group Incorporated	NO	
		00000	46-3015502				Landmark Health, LLC	DE	NIA	Landmark Group Holdings, LLC	Ownership	100.000	UnitedHealth Group Incorporated	NO	
		00000	37-1776229				Landmark India, LLC	DE	NIA	Landmark Health, LLC	Ownership	100.000	UnitedHealth Group Incorporated	NO	
		00000	85-0997438				Landmark Medical of Arkansas, P.A.	AR	NIA	Physician(s) Owned	Influence	0.000	UnitedHealth Group Incorporated	NO	1
		00000	47-4553619				Landmark Medical of California, PC	CA	NIA	Physician(s) Owned	Influence	0.000	UnitedHealth Group Incorporated	NO	1
		00000	83-2295301				Landmark Medical of Connecticut, PC	CT	NIA	Physician(s) Owned	Influence	0.000	UnitedHealth Group Incorporated	NO	1
		00000	85-0838149				Landmark Medical of Florida, P.A.	FL	NIA	Physician(s) Owned	Influence	0.000	UnitedHealth Group Incorporated	NO	1
		00000	92-0496439				Landmark Medical of Idaho, PC	ID	NIA	Physician(s) Owned	Influence	0.000	UnitedHealth Group Incorporated	NO	1
		00000	82-4633545				Landmark Medical of Kansas, P.A.	KS	NIA	Physician(s) Owned	Influence	0.000	UnitedHealth Group Incorporated	NO	1
		00000	82-4881602				Landmark Medical of Kentucky, PSC	KY	NIA	Physician(s) Owned	Influence	0.000	UnitedHealth Group Incorporated	NO	1
		00000					Landmark Medical of Louisiana, a Professional Corporation	LA	NIA	Physician(s) Owned	Influence	0.000	UnitedHealth Group Incorporated	NO	1
		00000	81-5364097				Landmark Medical of Massachusetts, PLLC	MA	NIA	Physician(s) Owned	Influence	0.000	UnitedHealth Group Incorporated	NO	1
		00000	86-3599871				Landmark Medical of Michigan, P.C.	MI	NIA	Physician(s) Owned	Influence	0.000	UnitedHealth Group Incorporated	NO	1
		00000	82-5084178				Landmark Medical of Mississippi, P.C.	MS	NIA	Physician(s) Owned	Influence	0.000	UnitedHealth Group Incorporated	NO	1
		00000	82-4857713				Landmark Medical of Missouri, P.C.	MO	NIA	Physician(s) Owned	Influence	0.000	UnitedHealth Group Incorporated	NO	1
		00000	85-1174070				Landmark Medical of New Hampshire, P.C.	NH	NIA	Physician(s) Owned	Influence	0.000	UnitedHealth Group Incorporated	NO	1

ANNUAL STATEMENT FOR THE YEAR 2022 OF THE UnitedHealthcare of Arkansas, Inc.

SCHEDULE Y
PART 1A - DETAIL OF INSURANCE HOLDING COMPANY SYSTEM

1	2	3	4	5	6	7	8	9	10	11	12	13	14	15	16
Group Code	Group Name	NAIC Company Code	ID Number	Federal RSSD	CIK	Name of Securities Exchange if Publicly Traded (U.S. or International)	Names of Parent, Subsidiaries Or Affiliates	Domi-ciliary Location	Relation-ship to Reporting Entity	Directly Controlled by (Name of Entity/Person)	Type of Control (Ownership, Board, Management, Attorney-in-Fact, Influence, Other)	If Control is Ownership Provide Percentage	Ultimate Controlling Entity(ies)/Person(s)	Is an SCA Filing Re-quired? (Yes/No)	*
		00000	82-4256752				Landmark Medical of North Carolina, P.C. Landmark Medical of Ohio, Professional CorporationNC.....NIA.....	Physician(s) Owned	Influence.....	0.000	UnitedHealth Group IncorporatedNO.....	...1.....
		00000	82-4864947				Landmark Medical of Oregon, PCOR.....NIA.....	Physician(s) Owned	Influence.....	0.000	UnitedHealth Group IncorporatedNO.....	...1.....
		00000	81-1605378				Landmark Medical of Pennsylvania, PCPA.....NIA.....	Physician(s) Owned	Influence.....	0.000	UnitedHealth Group IncorporatedNO.....	...1.....
		00000	84-2830065				Landmark Medical of Rhode Island, PCRI.....NIA.....	Physician(s) Owned	Influence.....	0.000	UnitedHealth Group IncorporatedNO.....	...1.....
		00000	30-1288593				Landmark Medical of Tennessee, PCTN.....NIA.....	Physician(s) Owned	Influence.....	0.000	UnitedHealth Group IncorporatedNO.....	...1.....
		00000	83-2296389				Landmark Medical of Texas, PATX.....NIA.....	Physician(s) Owned	Influence.....	0.000	UnitedHealth Group IncorporatedNO.....	...1.....
		00000	84-2660339				Landmark Medical of Utah, PCUT.....NIA.....	Physician(s) Owned	Influence.....	0.000	UnitedHealth Group IncorporatedNO.....	...1.....
		00000	85-0839774				Landmark Medical of Virginia, P.C.VA.....NIA.....	Physician(s) Owned	Influence.....	0.000	UnitedHealth Group IncorporatedNO.....	...1.....
		00000	47-3028655				Landmark Medical of Washington, PCWA.....NIA.....	Physician(s) Owned	Influence.....	0.000	UnitedHealth Group IncorporatedNO.....	...1.....
		00000	47-1588943				Landmark Medical, P.C.NY.....NIA.....	Physician(s) Owned	Influence.....	0.000	UnitedHealth Group IncorporatedNO.....	...1.....
		00000	32-0446592				Landmark MSO, LLCDE.....NIA.....	Landmark Health, LLC	Ownership.....	100.000	UnitedHealth Group IncorporatedNO.....	...1.....
		00000	85-3189716				Landmark Primary Care, LLCDE.....NIA.....	Landmark Health, LLC	Ownership.....	100.000	UnitedHealth Group IncorporatedNO.....	...1.....
		00000	81-3732334				Laser Acquisition Holdings III, LLCDE.....NIA.....	OptumHealth Holdings, LLC	Ownership.....	100.000	UnitedHealth Group IncorporatedNO.....	...1.....
		00000	81-3741657				LDI Holding Company, LLCDE.....NIA.....	Diplomat Pharmacy, Inc.	Ownership.....	100.000	UnitedHealth Group IncorporatedNO.....	...1.....
		00000	32-0543788				Leehar Distributors, LLCDE.....NIA.....	LDI Holding Company, LLC	Ownership.....	100.000	UnitedHealth Group IncorporatedNO.....	...1.....
		00000	82-3161933				Level2 Health Holdings, Inc.DE.....NIA.....	UnitedHealth Group Ventures, LLC	Ownership.....	100.000	UnitedHealth Group IncorporatedNO.....	...1.....
		00000	82-3130872				Level2 Health IPA, LLCDE.....NIA.....	Level2 Health Holdings, Inc.	Ownership.....	100.000	UnitedHealth Group IncorporatedNO.....	...1.....
		00000	84-5003916				Level2 Health Management, LLCDE.....NIA.....	Level2 Health Holdings, Inc.	Ownership.....	100.000	UnitedHealth Group IncorporatedNO.....	...1.....
		00000	87-2684015				Level2 Medical Services, P.A. New JerseyNJ.....NIA.....	Physician(s) Owned	Influence.....	0.000	UnitedHealth Group IncorporatedNO.....	...1.....
		00000	92-2600511				Level2 Medical Services, P.C. AlaskaAK.....NIA.....	Physician(s) Owned	Influence.....	0.000	UnitedHealth Group IncorporatedNO.....	...1.....
		00000	92-1153396				Level2 Medical Services, P.C. CaliforniaCA.....NIA.....	Physician(s) Owned	Influence.....	0.000	UnitedHealth Group IncorporatedNO.....	...1.....
		00000	87-0989804				Level2 Medical Services, P.C. UtahUT.....NIA.....	Physician(s) Owned	Influence.....	0.000	UnitedHealth Group IncorporatedNO.....	...1.....
		00000	61-1028180				Lexington Surgery Center, Ltd.KY.....NIA.....	Surgery Center of Lexington, LLC	Ownership.....	75.500	UnitedHealth Group IncorporatedNO.....	...2.....
		00000	36-3468942				LGH-A/Golf ASTC, L.L.C.IL.....NIA.....	Advocate-SCA Partners, LLC	Ownership.....	49.000	UnitedHealth Group IncorporatedNO.....	...2.....
		00000	20-0468524				Life Strategies Counseling, Inc.AR.....NIA.....	Physician(s) Owned	Influence.....	0.000	UnitedHealth Group IncorporatedNO.....	...1.....
		00000	32-0409538				Lifeprint Accountable Care Organization, LLCDE.....NIA.....	Collaborative Care Holdings, LLC	Ownership.....	100.000	UnitedHealth Group IncorporatedNO.....	...1.....
		00000	26-3292877				LifeSolutions Counseling Associates, P.C.IN.....NIA.....	Physician(s) Owned	Influence.....	0.000	UnitedHealth Group IncorporatedNO.....	...1.....
		00000	58-2305878				Lifelwell, Ltd. Co.GA.....NIA.....	HealthSCOPE Benefits, Inc.	Ownership.....	100.000	UnitedHealth Group IncorporatedNO.....	...1.....
		00000	51-0277181				Lightning Merger Sub Inc.DE.....NIA.....	UnitedHealth Group Incorporated	Ownership.....	100.000	UnitedHealth Group IncorporatedNO.....	...1.....
		00000	88-0586923				Limestone Medical Center, LLCDE.....NIA.....	Virtua-SCA Holdings II, LLC	Ownership.....	60.000	UnitedHealth Group IncorporatedNO.....	...2.....
		00000	82-2435405				Lindenhurst Holding, LLCDE.....NIA.....	SC Affiliates, LLC	Ownership.....	100.000	UnitedHealth Group IncorporatedNO.....	...1.....
		00000	98-1337963				Logan Surgical Suites, LLCUT.....NIA.....	SCA Northern Utah Holdings, LLC	Ownership.....	51.000	UnitedHealth Group IncorporatedNO.....	...1.....
		00000	98-1337963				Lotten-Eyes Oftalmologia Clinica e Cirurgica Ltda.BRA.....NIA.....	Esho - Empresa de Serviços Hospitalares S.A.	Ownership.....	0.000	UnitedHealth Group IncorporatedNO.....	...1.....
		00000	98-1337963				Lotten-Eyes Oftalmologia Clinica e Cirurgica Ltda.BRA.....NIA.....	Hospital Alvorada Taguatinga Ltda.	Ownership.....	100.000	UnitedHealth Group IncorporatedNO.....	...1.....
		00000	62-1179566				Louisville S.C., Ltd.KY.....NIA.....	Surgery Center of Louisville, LLC	Ownership.....	60.200	UnitedHealth Group IncorporatedNO.....	...1.....
		00000	62-1179538				Louisville-SC Properties, Inc.KY.....NIA.....	SC Affiliates, LLC	Ownership.....	100.000	UnitedHealth Group IncorporatedNO.....	...1.....
		00000	36-4119519				Loyola Ambulatory Surgery Center at Oakbrook, Inc.IL.....NIA.....	ASC Network, LLC	Ownership.....	100.000	UnitedHealth Group IncorporatedNO.....	...1.....
		00000	36-4119522				Loyola Ambulatory Surgery Center at Oakbrook, L.P.IL.....NIA.....	Loyola Ambulatory Surgery Center at Oakbrook, Inc.	Ownership.....	41.000	UnitedHealth Group IncorporatedNO.....	...2.....
		00000	20-0749532				Lutheran Campus ASC, LLCCO.....NIA.....	SCLHS-SCA Holdings, LLC	Ownership.....	69.731	UnitedHealth Group IncorporatedNO.....	...1.....
		00000	20-2547795				Main Line Spine Surgery Center, LLCPA.....NIA.....	Virtua-SCA Holdings II, LLC	Ownership.....	55.000	UnitedHealth Group IncorporatedNO.....	...2.....
0707	UnitedHealth Group Incorporated	60321	52-1803283				MAISI Life and Health Insurance CompanyMD.....IA.....	United HealthCare Services, Inc.	Ownership.....	100.000	UnitedHealth Group IncorporatedNO.....	...1.....
0707	UnitedHealth Group Incorporated	52014	65-0303864				Managed Care of North America, Inc.FL.....IA.....	MCNA Health Care Holdings, LLC	Ownership.....	100.000	UnitedHealth Group IncorporatedNO.....	...1.....

ANNUAL STATEMENT FOR THE YEAR 2022 OF THE UnitedHealthcare of Arkansas, Inc.

SCHEDULE Y
PART 1A - DETAIL OF INSURANCE HOLDING COMPANY SYSTEM

1	2	3	4	5	6	7	8	9	10	11	12	13	14	15	16
Group Code	Group Name	NAIC Company Code	ID Number	Federal RSSD	CIK	Name of Securities Exchange if Publicly Traded (U.S. or International)	Names of Parent, Subsidiaries Or Affiliates	Domiciliary Location	Relationship to Reporting Entity	Directly Controlled by (Name of Entity/Person)	Type of Control (Ownership, Board, Management, Attorney-in-Fact, Influence, Other)	If Control is Ownership Provide Percentage	Ultimate Controlling Entity(ies)/Person(s)	Is an SCA Filing Required? (Yes/No)	*
		00000	14-1782475				Managed Physical Network, Inc.	..NY.....	..NIA.....	OptumHealth Care Solutions, LLC	Ownership.....	100.000	UnitedHealth Group Incorporated	..NO.....	
		00000	86-1354607				Mansfield Endoscopy Center, LLC	..TX.....	..NIA.....	Surgical Care Affiliates, LLC	Influence.....	0.000	UnitedHealth Group Incorporated	..NO.....	
		00000	20-2880404				March Holdings, Inc.	..CA.....	..NIA.....	Specialty Benefits, LLC	Ownership.....	100.000	UnitedHealth Group Incorporated	..NO.....	
		00000	95-4874334				March Vision Care Group, Incorporated	..CA.....	..NIA.....	California Spring Holdings, PC	Ownership.....	100.000	UnitedHealth Group Incorporated	..NO.....	1
		00000	27-3115058				March Vision Care IPA, Inc.	..NY.....	..NIA.....	March Vision Care Group, Incorporated	Ownership.....	100.000	UnitedHealth Group Incorporated	..NO.....	1
		00000	45-4227915				March Vision Care of Texas, Inc.	..TX.....	..NIA.....	March Vision Care Group, Incorporated	Ownership.....	100.000	UnitedHealth Group Incorporated	..NO.....	1
		00000	20-3042852				March Vision Care, Inc.	..CA.....	..NIA.....	March Holdings, Inc.	Ownership.....	100.000	UnitedHealth Group Incorporated	..NO.....	
		00000	75-2160466				Marietta Outpatient Surgery, Ltd. (L.P.)	..GA.....	..NIA.....	Marietta Surgical Center, Inc.	Ownership.....	66.575	UnitedHealth Group Incorporated	..NO.....	
		00000	58-1539547				Marietta Surgical Center, Inc.	..GA.....	..NIA.....	SC Affiliates, LLC	Ownership.....	100.000	UnitedHealth Group Incorporated	..NO.....	
		00000	94-3377073				Marin Health Ventures, LLC	..CA.....	..NIA.....	Marin Specialty Surgery Center, LLC	Ownership.....	100.000	UnitedHealth Group Incorporated	..NO.....	
		00000	26-2637247				Marin Specialty Surgery Center, LLC	..CA.....	..NIA.....	MGH/SCA, LLC	Ownership.....	51.000	UnitedHealth Group Incorporated	..NO.....	
		00000	26-2601943				Marin Surgery Holdings, Inc.	..DE.....	..NIA.....	SC Affiliates, LLC	Ownership.....	100.000	UnitedHealth Group Incorporated	..NO.....	
		00000	85-2924503				Marlin Holding Company LLC	..DE.....	..NIA.....	Specialty Benefits, LLC	Ownership.....	100.000	UnitedHealth Group Incorporated	..NO.....	
		00000	52-1456812				Maryland Ambulatory Centers, LLC	..MD.....	..NIA.....	Maryland-SCA Centers, LLC	Ownership.....	44.118	UnitedHealth Group Incorporated	..NO.....	
		00000	52-1456812				Maryland Ambulatory Centers, LLC	..MD.....	..NIA.....	Surgery Center of Ellicott City, Inc.	Ownership.....	50.000	UnitedHealth Group Incorporated	..NO.....	
		00000	52-1401791				Maryland-SCA Centers, LLC	..DE.....	..NIA.....	SC Affiliates, LLC	Ownership.....	100.000	UnitedHealth Group Incorporated	..NO.....	
		00000					Massachusetts Assurance Company, Ltd. PIC	..CYM.....	..NIA.....	Collaborative Care Holdings, LLC	Ownership.....	0.008	UnitedHealth Group Incorporated	..NO.....	
		00000					Massachusetts Assurance Company, Ltd. PIC	..CYM.....	..NIA.....	H&W Indemnity (SPC), Ltd.	Ownership.....	99.992	UnitedHealth Group Incorporated	..NO.....	
		00000	20-0815305				Massachusetts Avenue Surgery Center, LLC	..MD.....	..NIA.....	SC Affiliates, LLC	Ownership.....	1.540	UnitedHealth Group Incorporated	..NO.....	
		00000	20-0815305				Massachusetts Avenue Surgery Center, LLC	..MD.....	..NIA.....	SCA-Bethesda, LLC	Ownership.....	60.441	UnitedHealth Group Incorporated	..NO.....	
		00000	43-1967820				MAT-RX DEVELOPMENT, L.L.C.	..TX.....	..NIA.....	WellMed Networks, Inc.	Ownership.....	100.000	UnitedHealth Group Incorporated	..NO.....	1
		00000	35-2262695				Mat-Rx Fort Worth GP, L.L.C.	..TX.....	..NIA.....	MAT-RX DEVELOPMENT, L.L.C.	Ownership.....	100.000	UnitedHealth Group Incorporated	..NO.....	1
		00000	62-1600267				McKenzie Surgery Center, L.P.	..TN.....	..NIA.....	SCA-Eugene, LLC	Ownership.....	31.000	UnitedHealth Group Incorporated	..NO.....	2
		00000	45-2542951				MCNA Health Care Holdings, LLC	..FL.....	..NIA.....	Marlin Holding Company LLC	Ownership.....	100.000	UnitedHealth Group Incorporated	..NO.....	
.0707	UnitedHealth Group Incorporated	14063	25-2459969				MCNA Insurance Company	..TX.....	..IA.....	MCNA Health Care Holdings, LLC	Ownership.....	100.000	UnitedHealth Group Incorporated	..NO.....	
		00000	45-3641822				MCNA Systems Corp.	..FL.....	..NIA.....	MCNA Health Care Holdings, LLC	Ownership.....	100.000	UnitedHealth Group Incorporated	..NO.....	
		00000	42-1741594				MD Ops, Inc.	..CA.....	..NIA.....	California, Inc.	Ownership.....	100.000	UnitedHealth Group Incorporated	..NO.....	
.0707	UnitedHealth Group Incorporated	96310	52-1169135				MD-Individual Practice Association, Inc.	..MD.....	..IA.....	United HealthCare Services, Inc.	Ownership.....	100.000	UnitedHealth Group Incorporated	..NO.....	
		00000	83-1183650				ME AHS UC LLC	..DE.....	..NIA.....	Riverside Medical Management, LLC	Ownership.....	70.000	UnitedHealth Group Incorporated	..NO.....	
		00000	81-0936574				ME Urgent Care Nebraska, Inc.	..NE.....	..NIA.....	Physician(s) Owned	Influence.....	0.000	UnitedHealth Group Incorporated	..NO.....	1
		00000	31-1513127				MED3000 Health Solutions of the Virginias, L.L.C.	..VA.....	..NIA.....	Change Healthcare Practice Management Solutions Investments, Inc.	Ownership.....	51.000	UnitedHealth Group Incorporated	..NO.....	
		00000	52-2039280				MED3000 Health Solutions Southeast	..FL.....	..NIA.....	Change Healthcare Practice Management Solutions Investments, Inc.	Ownership.....	50.000	UnitedHealth Group Incorporated	..NO.....	
		00000	52-2039280				MED3000 Health Solutions Southeast	..FL.....	..NIA.....	Solutions, Inc.	Ownership.....	50.000	UnitedHealth Group Incorporated	..NO.....	
		00000	20-3824377				MedExpress Development, LLC	..FL.....	..NIA.....	Urgent Care MSO, LLC	Ownership.....	100.000	UnitedHealth Group Incorporated	..NO.....	
		00000	81-1265129				MedExpress Employed Services, Inc.	..DE.....	..NIA.....	Physician(s) Owned	Influence.....	0.000	UnitedHealth Group Incorporated	..NO.....	1
		00000	81-4550969				MedExpress Primary Care Arizona, P.C.	..AZ.....	..NIA.....	Physician(s) Owned	Influence.....	0.000	UnitedHealth Group Incorporated	..NO.....	1
		00000	84-4234388				MedExpress Primary Care Arkansas, P.A.	..AR.....	..NIA.....	Physician(s) Owned	Influence.....	0.000	UnitedHealth Group Incorporated	..NO.....	1
		00000	81-4605885				MedExpress Primary Care Kansas, P.A.	..KS.....	..NIA.....	Physician(s) Owned	Influence.....	0.000	UnitedHealth Group Incorporated	..NO.....	1
		00000	82-3384324				MedExpress Primary Care Maryland, P.C.	..MD.....	..NIA.....	Physician(s) Owned	Influence.....	0.000	UnitedHealth Group Incorporated	..NO.....	1
		00000	82-1096099				MedExpress Primary Care Massachusetts, P.C.	..MA.....	..NIA.....	Physician(s) Owned	Influence.....	0.000	UnitedHealth Group Incorporated	..NO.....	1
		00000	81-4396738				MedExpress Primary Care Minnesota P.C.	..MN.....	..NIA.....	Physician(s) Owned	Influence.....	0.000	UnitedHealth Group Incorporated	..NO.....	1
		00000	83-1077265				MedExpress Primary Care Oklahoma, P.C.	..OK.....	..NIA.....	Physician(s) Owned	Influence.....	0.000	UnitedHealth Group Incorporated	..NO.....	1
		00000	83-1077265				MedExpress Primary Care South Carolina, P.C.	..SC.....	..NIA.....	Physician(s) Owned	Influence.....	0.000	UnitedHealth Group Incorporated	..NO.....	1
		00000	84-2500750				MedExpress Primary Care Texas, P.A.	..TX.....	..NIA.....	Physician(s) Owned	Influence.....	0.000	UnitedHealth Group Incorporated	..NO.....	1
		00000	82-3395792				MedExpress Primary Care Virginia, P.C.	..VA.....	..NIA.....	Physician(s) Owned	Influence.....	0.000	UnitedHealth Group Incorporated	..NO.....	1

ANNUAL STATEMENT FOR THE YEAR 2022 OF THE UnitedHealthcare of Arkansas, Inc.

SCHEDULE Y
PART 1A - DETAIL OF INSURANCE HOLDING COMPANY SYSTEM

1	2	3	4	5	6	7	8	9	10	11	12	13	14	15	16
Group Code	Group Name	NAIC Company Code	ID Number	Federal RSSD	CIK	Name of Securities Exchange if Publicly Traded (U.S. or International)	Names of Parent, Subsidiaries Or Affiliates	Domi-ciliary Location	Relation-ship to Reporting Entity	Directly Controlled by (Name of Entity/Person)	Type of Control (Ownership, Board, Management, Attorney-in-Fact, Influence, Other)	If Control is Ownership Provide Percentage	Ultimate Controlling Entity(ies)/Person(s)	Is an SCA Filing Re-quired? (Yes/No)	*
		00000	82-4401181				MedExpress Primary Care West Virginia, Inc.	.. WV.....	.. NIA.....	Physician(s) Owned	Influence.....	0.000	UnitedHealth Group Incorporated NO..... 1
		00000	81-4563448				MedExpress Primary Care Wisconsin, S.C.	.. WI.....	.. NIA.....	Physician(s) Owned	Influence.....	0.000	UnitedHealth Group Incorporated NO..... 1
		00000	83-2089623				MedExpress Urgent Care - Northern New Jersey PC	.. NJ.....	.. NIA.....	Physician(s) Owned	Influence.....	0.000	UnitedHealth Group Incorporated NO..... 1
		00000	45-5388778				MedExpress Urgent Care - New Jersey, P.C.	.. NJ.....	.. NIA.....	Physician(s) Owned	Influence.....	0.000	UnitedHealth Group Incorporated NO..... 1
		00000	32-0533926				MedExpress Urgent Care Alabama, LLC	.. AL.....	.. NIA.....	Urgent Care Holdings, LLC	Ownership.....	100.000	UnitedHealth Group Incorporated NO..... 1
		00000	81-4030280				MedExpress Urgent Care Arizona, P.C.	.. AZ.....	.. NIA.....	Physician(s) Owned	Influence.....	0.000	UnitedHealth Group Incorporated NO..... 1
		00000	46-4348120				MedExpress Urgent Care Arkansas, P.A.	.. AR.....	.. NIA.....	Physician(s) Owned	Influence.....	0.000	UnitedHealth Group Incorporated NO..... 1
		00000	82-0930142				MedExpress Urgent Care California, P.C.	.. CA.....	.. NIA.....	Physician(s) Owned	Influence.....	0.000	UnitedHealth Group Incorporated NO..... 1
		00000	81-1956812				MedExpress Urgent Care Connecticut, P.C.	.. CT.....	.. NIA.....	Physician(s) Owned	Influence.....	0.000	UnitedHealth Group Incorporated NO..... 1
		00000	82-1135336				MedExpress Urgent Care Idaho, P.C.	.. ID.....	.. NIA.....	Physician(s) Owned	Influence.....	0.000	UnitedHealth Group Incorporated NO..... 1
		00000	47-4308614				MedExpress Urgent Care Illinois, P.C.	.. IL.....	.. NIA.....	Physician(s) Owned	Influence.....	0.000	UnitedHealth Group Incorporated NO..... 1
		00000	81-5353472				MedExpress Urgent Care Iowa, P.C.	.. IA.....	.. NIA.....	Physician(s) Owned	Influence.....	0.000	UnitedHealth Group Incorporated NO..... 1
		00000	47-1919283				MedExpress Urgent Care Kansas, P.A.	.. KS.....	.. NIA.....	Physician(s) Owned	Influence.....	0.000	UnitedHealth Group Incorporated NO..... 1
		00000	82-1719888				MedExpress Urgent Care Maine, Inc.	.. ME.....	.. NIA.....	Urgent Care Holdings, LLC	Ownership.....	100.000	UnitedHealth Group Incorporated NO..... 1
		00000	81-1125396				MedExpress Urgent Care Minnesota P.C.	.. MN.....	.. NIA.....	Physician(s) Owned	Influence.....	0.000	UnitedHealth Group Incorporated NO..... 1
		00000	47-3132625				MedExpress Urgent Care Missouri P.C.	.. MO.....	.. NIA.....	Physician(s) Owned	Influence.....	0.000	UnitedHealth Group Incorporated NO..... 1
		00000	82-0631738				MedExpress Urgent Care New Hampshire, Inc.	.. NH.....	.. NIA.....	Urgent Care Holdings, LLC	Ownership.....	100.000	UnitedHealth Group Incorporated NO..... 1
		00000	81-5138747				MedExpress Urgent Care North Carolina, P.C.	.. NC.....	.. NIA.....	Physician(s) Owned	Influence.....	0.000	UnitedHealth Group Incorporated NO..... 1
		00000	20-2545363				MedExpress Urgent Care of Boynton Beach, LLC	.. FL.....	.. NIA.....	MedExpress Development, LLC	Ownership.....	100.000	UnitedHealth Group Incorporated NO..... 1
		00000	82-1919436				MedExpress Urgent Care Oregon, P.C.	.. OR.....	.. NIA.....	Physician(s) Owned	Influence.....	0.000	UnitedHealth Group Incorporated NO..... 1
		00000	81-5362765				MedExpress Urgent Care Rhode Island, P.C.	.. RI.....	.. NIA.....	Physician(s) Owned	Influence.....	0.000	UnitedHealth Group Incorporated NO..... 1
		00000	81-5380706				MedExpress Urgent Care South Carolina, P.C.	.. SC.....	.. NIA.....	Physician(s) Owned	Influence.....	0.000	UnitedHealth Group Incorporated NO..... 1
		00000	47-5147441				MedExpress Urgent Care Texas, P.A.	.. TX.....	.. NIA.....	Physician(s) Owned	Influence.....	0.000	UnitedHealth Group Incorporated NO..... 1
		00000	82-2443118				MedExpress Urgent Care Washington, P.C.	.. WA.....	.. NIA.....	Physician(s) Owned	Influence.....	0.000	UnitedHealth Group Incorporated NO..... 1
		00000	81-4281678				MedExpress Urgent Care Wisconsin, S.C.	.. WI.....	.. NIA.....	Physician(s) Owned	Influence.....	0.000	UnitedHealth Group Incorporated NO..... 1
		00000	85-1474287				MedExpress Urgent Care, Inc. - Ohio	.. OH.....	.. NIA.....	Urgent Care Holdings, LLC	Ownership.....	100.000	UnitedHealth Group Incorporated NO..... 1
		00000	26-4546400				MedExpress Urgent Care, Inc. - West Virginia	.. WV.....	.. NIA.....	Physician(s) Owned	Influence.....	0.000	UnitedHealth Group Incorporated NO..... 1
		00000	47-1804667				MedExpress Urgent Care, P.C. - Georgia	.. GA.....	.. NIA.....	Physician(s) Owned	Influence.....	0.000	UnitedHealth Group Incorporated NO..... 1
		00000	90-0929572				MedExpress Urgent Care, P.C. - Indiana	.. IN.....	.. NIA.....	Physician(s) Owned	Influence.....	0.000	UnitedHealth Group Incorporated NO..... 1
		00000	45-3461101				MedExpress Urgent Care, P.C. - Maryland	.. MD.....	.. NIA.....	Physician(s) Owned	Influence.....	0.000	UnitedHealth Group Incorporated NO..... 1
		00000	47-1857908				MedExpress Urgent Care, P.C. - Massachusetts	.. MA.....	.. NIA.....	Physician(s) Owned	Influence.....	0.000	UnitedHealth Group Incorporated NO..... 1
		00000	46-4793937				MedExpress Urgent Care, P.C. - Michigan	.. MI.....	.. NIA.....	Physician(s) Owned	Influence.....	0.000	UnitedHealth Group Incorporated NO..... 1
		00000	47-1824365				MedExpress Urgent Care, P.C. - Oklahoma	.. OK.....	.. NIA.....	Physician(s) Owned	Influence.....	0.000	UnitedHealth Group Incorporated NO..... 1
		00000	26-3750502				MedExpress Urgent Care, P.C. - Pennsylvania	.. PA.....	.. NIA.....	Physician(s) Owned	Influence.....	0.000	UnitedHealth Group Incorporated NO..... 1
		00000	45-4973138				MedExpress Urgent Care, P.C. - Tennessee	.. TN.....	.. NIA.....	Physician(s) Owned	Influence.....	0.000	UnitedHealth Group Incorporated NO..... 1
		00000	45-3123110				MedExpress Urgent Care, P.C. - Virginia	.. VA.....	.. NIA.....	Physician(s) Owned	Influence.....	0.000	UnitedHealth Group Incorporated NO..... 1
		00000	83-1565124				MedExpress Urgent Care, P.S.C. - Kentucky	.. KY.....	.. NIA.....	Physician(s) Owned	Influence.....	0.000	UnitedHealth Group Incorporated NO..... 1
		00000	45-5436856				MedExpress, Inc. - Delaware	.. DE.....	.. NIA.....	Physician(s) Owned	Influence.....	0.000	UnitedHealth Group Incorporated NO..... 1
		00000	75-2566987				Medical Clinic of North Texas PLLC	.. TX.....	.. NIA.....	USMD Affiliated Services	Ownership.....	100.000	UnitedHealth Group Incorporated NO..... 1
		00000					Medical Hilfe S.A.	.. CHL.....	.. NIA.....	Saden S.A.	Ownership.....	0.000	UnitedHealth Group Incorporated NO..... 1
		00000					Medical Hilfe S.A.	.. CHL.....	.. NIA.....	Home Medical S.A.	Ownership.....	100.000	UnitedHealth Group Incorporated NO..... 1
		00000	95-4708497				Medical Support Los Angeles, Inc.	.. CA.....	.. NIA.....	MSLA Management LLC	Ownership.....	100.000	UnitedHealth Group Incorporated NO..... 1
		00000	26-0636717				Medical Surgical Centers of America, Inc.	.. DE.....	.. NIA.....	ASC Network, LLC	Ownership.....	100.000	UnitedHealth Group Incorporated NO..... 1
		00000	75-2515691				MedSynergies, LLC	.. DE.....	.. NIA.....	Mustang Razorback Holdings, Inc.	Ownership.....	100.000	UnitedHealth Group Incorporated NO..... 1
		00000	58-2101921				Melbourne Surgery Center, LLC	.. GA.....	.. NIA.....	Surgical Care Partners of Melbourne, LLC	Ownership.....	100.000	UnitedHealth Group Incorporated NO..... 1

ANNUAL STATEMENT FOR THE YEAR 2022 OF THE UnitedHealthcare of Arkansas, Inc.

SCHEDULE Y
PART 1A - DETAIL OF INSURANCE HOLDING COMPANY SYSTEM

1	2	3	4	5	6	7	8	9	10	11	12	13	14	15	16
Group Code	Group Name	NAIC Company Code	ID Number	Federal RSSD	CIK	Name of Securities Exchange if Publicly Traded (U.S. or International)	Names of Parent, Subsidiaries Or Affiliates	Domi-ciliary Location	Relation-ship to Reporting Entity	Directly Controlled by (Name of Entity/Person)	Type of Control (Ownership, Board, Management, Attorney-in-Fact, Influence, Other)	If Control is Ownership Provide Percentage	Ultimate Controlling Entity(ies)/Person(s)	Is an SCA Filing Re-quired? (Yes/No)	*
		00000	82-4964787				Memorial City Holdings, LLC	DE	NIA	SCA-Memorial City, LLC	Ownership	51.000	UnitedHealth Group Incorporated	NO	
		00000	82-3689933				Memorial City Partners, LLC	DE	NIA	Memorial City Holdings, LLC	Ownership	51.000	UnitedHealth Group Incorporated	NO	
		00000	95-4688463				Memorial Healthcare IPA, GP	CA	NIA	MH Physician Three Holdco, a Medical Corporation	Ownership	99.000	UnitedHealth Group Incorporated	NO	1
		00000	37-1782795				Memorial Houston Surgery Center, LLC	TX	NIA	SCA-Memorial, LLC	Ownership	54.227	UnitedHealth Group Incorporated	NO	
		00000	26-1394069				MemorialCare Surgical Center at Orange Coast, LLC	CA	NIA	Beach Surgical Holdings LLC	Ownership	51.987	UnitedHealth Group Incorporated	NO	2
		00000	20-3678259				MemorialCare Surgical Center at Saddleback, LLC	CA	NIA	Beach Surgical Holdings LLC	Ownership	55.337	UnitedHealth Group Incorporated	NO	2
		00000	62-1396317				Mental Health Resources, PLLC	TN	NIA	Physician(s) Owned	Influence	0.000	UnitedHealth Group Incorporated	NO	1
		00000	27-0203906				Mesquite Liberty, LLC	NV	NIA	Sierra Health Services, Inc.	Ownership	80.357	UnitedHealth Group Incorporated	NO	
		00000	38-3861395				MGH/SCA, LLC	CA	NIA	Marin Surgery Holdings, Inc.	Ownership	99.000	UnitedHealth Group Incorporated	NO	
		00000	38-3861395				MGH/SCA, LLC	CA	NIA	SC Affiliates, LLC	Ownership	1.000	UnitedHealth Group Incorporated	NO	
		00000	27-4691544				MH Physician Three Holdco, a Medical Corporation	CA	NIA	Physician(s) Owned	Influence	0.000	UnitedHealth Group Incorporated	NO	1
		00000	27-2252446				MHC Real Estate Holdings, LLC	CA	NIA	Monarch Management Services, Inc.	Ownership	100.000	UnitedHealth Group Incorporated	NO	
		00000	80-0507474				MHCH, Inc.	CA	NIA	Monarch HealthCare, A Medical Group, Inc.	Ownership	100.000	UnitedHealth Group Incorporated	NO	1
		00000	27-4691508				MHIPA Physician Two Holdco, a Medical Corporation	CA	NIA	Physician(s) Owned	Influence	0.000	UnitedHealth Group Incorporated	NO	1
		00000	36-4600281				Miami Surgery Center, LLC	DE	NIA	SCA-Doral, LLC	Ownership	50.185	UnitedHealth Group Incorporated	NO	
0707	UnitedHealth Group Incorporated	66087	62-0724538				Mid-West National Life Insurance Company of Tennessee	TX	IA	HealthMarkets, LLC	Ownership	100.000	UnitedHealth Group Incorporated	NO	
		00000	20-3345412				Midlands Orthopaedics Surgery Center, LLC	SC	NIA	SCA-Midlands, LLC	Ownership	39.561	UnitedHealth Group Incorporated	NO	2
		00000	20-8103522				Midwest Center for Day Surgery, LLC	IL	NIA	Advocate-SCA Partners, LLC	Ownership	55.457	UnitedHealth Group Incorporated	NO	
		00000	83-0543458				Mile High SurgiCenter, LLC	CO	NIA	SCA-Denver Physicians Holdings, LLC	Ownership	100.000	UnitedHealth Group Incorporated	NO	
		00000	47-2117693				Mindscapes Counseling, LLC	CT	NIA	Refresh Connecticut LLC	Ownership	100.000	UnitedHealth Group Incorporated	NO	1
		00000	81-2977678				Mobile Medical Services of New Jersey, PC	NJ	NIA	Physician(s) Owned	Influence	0.000	UnitedHealth Group Incorporated	NO	1
		00000	30-0445773				Mobile Medical Services, P.C.	NY	NIA	Physician(s) Owned	Influence	0.000	UnitedHealth Group Incorporated	NO	1
		00000	63-0883553				Mobile-SC, LTD.	AL	NIA	SCA-Mobile, LLC	Ownership	20.000	UnitedHealth Group Incorporated	NO	2
		00000	85-3287029				Moen, M.D., P.C.	CA	NIA	Physician(s) Owned	Influence	0.000	UnitedHealth Group Incorporated	NO	1
		00000	22-3935634				Monarch Health Plan, Inc.	CA	NIA	Monarch HealthCare, A Medical Group, Inc.	Ownership	100.000	UnitedHealth Group Incorporated	NO	1
		00000	33-0587660				Monarch HealthCare, A Medical Group, Inc.	CA	NIA	MH Physician Three Holdco, a Medical Corporation	Ownership	100.000	UnitedHealth Group Incorporated	NO	1
		00000	45-3142852				Monarch Management Services, Inc.	DE	NIA	Collaborative Care Holdings, LLC	Ownership	100.000	UnitedHealth Group Incorporated	NO	
		00000	84-4887072				Monika Roots, M.D., P.C.	CA	NIA	Physician(s) Owned	Influence	0.000	UnitedHealth Group Incorporated	NO	1
		00000	52-1401868				Montgomery Surgery Center Limited Partnership	MD	NIA	Maryland Ambulatory Centers, LLC	Ownership	51.000	UnitedHealth Group Incorporated	NO	
		00000	52-1401868				Montgomery Surgery Center Limited Partnership	MD	NIA	Maryland-SCA Centers, LLC	Ownership	2.000	UnitedHealth Group Incorporated	NO	
		00000	26-3513595				Morris County Surgical Center, LLC	NJ	NIA	SCA-Morris County, LLC	Ownership	53.662	UnitedHealth Group Incorporated	NO	
		00000	81-1633765				MSLA Management LLC	DE	NIA	OptumServe Health Services, Inc.	Ownership	100.000	UnitedHealth Group Incorporated	NO	
		00000	62-1506649				Mt. Pleasant Surgery Center, L.P.	TN	NIA	Endoscopy Center Affiliates, Inc.	Ownership	1.000	UnitedHealth Group Incorporated	NO	
		00000	62-1506649				Mt. Pleasant Surgery Center, L.P.	TN	NIA	SCA-Mt. Pleasant, LLC	Ownership	99.000	UnitedHealth Group Incorporated	NO	
		00000	98-1285432				Multiangio Ltda.	BRA	NIA	S.A. Esho - Empresa de Serviços Hospitalares	Ownership	100.000	UnitedHealth Group Incorporated	NO	
		00000	45-4450466				Murrells Inlet ASC, LLC	SC	NIA	SCA Murrells Inlet, LLC	Ownership	65.000	UnitedHealth Group Incorporated	NO	
		00000	20-4209261				Muskogee Surgical Investors, LLC	OK	NIA	Surgery Center of Muskogee, LLC	Ownership	100.000	UnitedHealth Group Incorporated	NO	
		00000	47-1935798				Mustang Razorback Holdings, Inc.	DE	NIA	Optum360 Solutions, LLC	Ownership	100.000	UnitedHealth Group Incorporated	NO	
		00000	26-2564744				My Wellness Solutions, LLC	DE	NIA	OptumHealth Care Solutions, LLC	Ownership	100.000	UnitedHealth Group Incorporated	NO	
		00000	20-3236839				NAMM Holdings, Inc.	DE	NIA	Aveta Inc.	Ownership	100.000	UnitedHealth Group Incorporated	NO	

ANNUAL STATEMENT FOR THE YEAR 2022 OF THE UnitedHealthcare of Arkansas, Inc.

SCHEDULE Y
PART 1A - DETAIL OF INSURANCE HOLDING COMPANY SYSTEM

1	2	3	4	5	6	7	8	9	10	11	12	13	14	15	16
Group Code	Group Name	NAIC Company Code	ID Number	Federal RSSD	CIK	Name of Securities Exchange if Publicly Traded (U.S. or International)	Names of Parent, Subsidiaries Or Affiliates	Domi-ciliary Location	Relation-ship to Reporting Entity	Directly Controlled by (Name of Entity/Person)	Type of Control (Ownership, Board, Management, Attorney-in-Fact, Influence, Other)	If Control is Ownership Provide Percentage	Ultimate Controlling Entity(ies)/Person(s)	Is an SCA Filing Re-quired? (Yes/No)	*
		00000	56-2627070				NAMM Medical Group Holdings, Inc.	CA	NIA	Physician(s) Owned	Influence	0.000	UnitedHealth Group Incorporated	NO	1
.0707	UnitedHealth Group Incorporated	00000	45-4473815				National Decision Support Company, LLC	DE	NIA	Change Healthcare Solutions, LLC	Ownership	100.000	UnitedHealth Group Incorporated	NO	
		98205	73-1187572				National Foundation Life Insurance Company	TX	IA	Enterprise Life Insurance Company	Ownership	100.000	UnitedHealth Group Incorporated	NO	
.0707	UnitedHealth Group Incorporated	00000	75-2441699				National Health Information Network, Inc.	TX	NIA	eRx Network, LLC	Ownership	100.000	UnitedHealth Group Incorporated	NO	
		95251	76-0196559				National Pacific Dental, Inc.	TX	IA	Dental Benefit Providers, Inc.	Ownership	100.000	UnitedHealth Group Incorporated	NO	
		00000	36-3549627				National Surgery Centers, LLC	DE	NIA	Surgical Care Affiliates, LLC	Ownership	100.000	UnitedHealth Group Incorporated	NO	
		00000	45-3735192				Navigator Health, Inc.	DE	NIA	naviHealth, Inc.	Ownership	100.000	UnitedHealth Group Incorporated	NO	
		00000	84-2283691				Naviguard, Inc.	DE	NIA	United HealthCare Services, Inc.	Ownership	100.000	UnitedHealth Group Incorporated	NO	
		00000	84-3482655				naviHealth Care at Home, LLC	DE	NIA	naviHealth, Inc.	Ownership	100.000	UnitedHealth Group Incorporated	NO	
		00000	84-5020906				naviHealth Coordinated Care, LLC	DE	NIA	naviHealth, Inc.	Ownership	100.000	UnitedHealth Group Incorporated	NO	
		00000	35-2431677				naviHealth Holdings, LLC	DE	NIA	Nomad Buyer, Inc.	Ownership	100.000	UnitedHealth Group Incorporated	NO	
		00000	84-3469040				naviHealth Michigan HBPC, P.C.	MI	NIA	Physician(s) Owned	Influence	0.000	UnitedHealth Group Incorporated	NO	1
		00000	61-1669841				naviHealth SM Holdings, Inc.	DE	NIA	naviHealth Holdings, LLC	Ownership	100.000	UnitedHealth Group Incorporated	NO	
		00000	36-4719151				naviHealth, Inc.	DE	NIA	naviHealth Holdings, LLC	Ownership	100.000	UnitedHealth Group Incorporated	NO	
.0707	UnitedHealth Group Incorporated	00000	47-2693055				NC Center For Resiliency, PLLC	NC	NIA	Physician(s) Owned	Influence	0.000	UnitedHealth Group Incorporated	NO	1
		95123	65-0996107				Neighborhood Health Partnership, Inc.	FL	IA	UnitedHealthcare, Inc.	Ownership	100.000	UnitedHealth Group Incorporated	NO	
.0707	UnitedHealth Group Incorporated	00000	20-4755277				Netwerkes, LLC	TN	NIA	Optum360 Solutions, LLC	Ownership	100.000	UnitedHealth Group Incorporated	NO	
		95758	88-0228572				Nevada Pacific Dental	NV	IA	Dental Benefit Providers, Inc.	Ownership	100.000	UnitedHealth Group Incorporated	NO	
		00000	72-1267232				New Orleans Regional Physician Hospital Organization, L.L.C.	LA	NIA	UnitedHealthcare, Inc.	Ownership	100.000	UnitedHealth Group Incorporated	NO	
		00000	93-1173779				New Perspectives Center for Counseling & Therapy, L.L.C.	OR	NIA	Physician(s) Owned	Influence	0.000	UnitedHealth Group Incorporated	NO	1
		00000	84-1250135				New West Physicians, Inc.	CO	NIA	Newton Holdings, LLC	Ownership	100.000	UnitedHealth Group Incorporated	NO	
		00000	86-3891057				New York Licensed Clinical Social Work, P.C.	NY	NIA	Physician(s) Owned	Influence	0.000	UnitedHealth Group Incorporated	NO	1
		00000	30-1080342				Newton Holdings, LLC	DE	NIA	Collaborative Care Holdings, LLC	Ownership	100.000	UnitedHealth Group Incorporated	NO	
		00000	83-1111251				Nomad Buyer, Inc.	DE	NIA	UnitedHealth Group Incorporated	Ownership	100.000	UnitedHealth Group Incorporated	NO	
		00000	33-0673955				North American Medical Management California, Inc.	TN	NIA	NAMM Holdings, Inc.	Ownership	100.000	UnitedHealth Group Incorporated	NO	
		00000	27-2248103				North Dallas Surgical Center, LLC	DE	NIA	Surgical Care Affiliates, LLC	Influence	0.000	UnitedHealth Group Incorporated	NO	
		00000	91-1276412				North Kitsap Ambulatory Surgery Center, LLC	WA	NIA	SCA Pacific Surgery Holdings, LLC	Ownership	9.990	UnitedHealth Group Incorporated	NO	2
		00000	20-2564137				North Puget Sound Oncology Equipment Leasing Company, LLC	WA	NIA	Everett MSO, Inc.	Ownership	71.250	UnitedHealth Group Incorporated	NO	
		00000	88-0245121				Northern Nevada Health Network, Inc.	NV	NIA	Sierra Health Services, Inc.	Ownership	100.000	UnitedHealth Group Incorporated	NO	
		00000	63-1240726				Northern Rockies Surgery Center, L.P.	TN	NIA	Northern Rockies Surgicenter, Inc.	Ownership	34.000	UnitedHealth Group Incorporated	NO	2
		00000	81-0399251				Northern Rockies Surgicenter, Inc.	MT	NIA	National Surgery Centers, LLC	Ownership	100.000	UnitedHealth Group Incorporated	NO	
		00000	62-1664325				Northlake Surgical Center, L.P.	GA	NIA	Northlake Surgicare, Inc.	Ownership	100.000	UnitedHealth Group Incorporated	NO	
		00000	62-1643337				Northlake Surgicare, Inc.	GA	NIA	SC Affiliates, LLC	Ownership	100.000	UnitedHealth Group Incorporated	NO	
		00000	86-0646417				Northlight Counseling Associates, Inc.	AZ	NIA	Physician(s) Owned	Influence	0.000	UnitedHealth Group Incorporated	NO	1
		00000	91-1699944				Northwest Medical Group Alliance, LLC	WA	NIA	The Polyclinic, PLLC	Ownership	21.480	UnitedHealth Group Incorporated	NO	1
		00000	45-5055997				Northwest Spine and Laser Surgery Center LLC	OR	NIA	Providence & SCA Off-Campus Holdings, LLC	Ownership	51.515	UnitedHealth Group Incorporated	NO	
		00000	37-1007387				Northwest Surgicare, LLC	DE	NIA	Surgery Center Holding, LLC	Ownership	100.000	UnitedHealth Group Incorporated	NO	
		00000	75-2494046				Northwest Surgicare, Ltd., an Illinois Limited Partnership	IL	NIA	Northwest Surgicare, LLC	Ownership	53.683	UnitedHealth Group Incorporated	NO	
		00000	75-2494046				Northwest Surgicare, Ltd., an Illinois Limited Partnership	IL	NIA	Endoscopy Center Affiliates, Inc.	Ownership	1.000	UnitedHealth Group Incorporated	NO	
		00000	61-1855159				NPN IPA Washington, PLLC	WA	NIA	Everett Physicians, Inc. P.S.	Ownership	100.000	UnitedHealth Group Incorporated	NO	1
		00000	56-1963226				NSC Greensboro West, LLC	DE	NIA	National Surgery Centers, LLC	Ownership	49.000	UnitedHealth Group Incorporated	NO	2
		00000	56-1775016				NSC Greensboro, LLC	DE	NIA	National Surgery Centers, LLC	Ownership	100.000	UnitedHealth Group Incorporated	NO	

ANNUAL STATEMENT FOR THE YEAR 2022 OF THE UnitedHealthcare of Arkansas, Inc.

SCHEDULE Y
PART 1A - DETAIL OF INSURANCE HOLDING COMPANY SYSTEM

1	2	3	4	5	6	7	8	9	10	11	12	13	14	15	16
Group Code	Group Name	NAIC Company Code	ID Number	Federal RSSD	CIK	Name of Securities Exchange if Publicly Traded (U.S. or International)	Names of Parent, Subsidiaries Or Affiliates	Domiciliary Location	Relationship to Reporting Entity	Directly Controlled by (Name of Entity/Person)	Type of Control (Ownership, Board, Management, Attorney-in-Fact, Influence, Other)	If Control is Ownership Provide Percentage	Ultimate Controlling Entity(ies)/Person(s)	Is an SCA Filing Required? (Yes/No)	*
		00000	36-4210296				NSC Lancaster, LLC	DE	NIA	National Surgery Centers, LLC	Ownership	100.000	UnitedHealth Group Incorporated	NO	
		00000	91-1553479				NSC Seattle, Inc.	WA	NIA	National Surgery Centers, LLC	Ownership	100.000	UnitedHealth Group Incorporated	NO	
		00000	33-0812824				NSC Upland, LLC	DE	NIA	National Surgery Centers, LLC	Ownership	100.000	UnitedHealth Group Incorporated	NO	
		00000	38-2481929				Oakland Psychological Clinic, P.C.	MI	NIA	Perspectives of Troy, P.C.	Ownership	100.000	UnitedHealth Group Incorporated	NO	1
		00000	83-4364718				OC Cardiology Practice Partners, LLC	DE	NIA	SC Affiliates, LLC	Ownership	100.000	UnitedHealth Group Incorporated	NO	
		00000	84-3189778				OCC MSO, LLC	DE	NIA	OptumCare Specialty Practices, LLC	Ownership	50.000	UnitedHealth Group Incorporated	NO	
		00000	45-2662292				OhioSolutions.org LLC	OH	NIA	Refresh Mental Health, Inc.	Ownership	100.000	UnitedHealth Group Incorporated	NO	
		00000	93-0979031				OHR Physician Group, P.C.	OR	NIA	Physician(s) Owned	Influence	0.000	UnitedHealth Group Incorporated	NO	1
		00000	98-1454609				Omesa SpA	CHL	NIA	Vida Integra S.p.A.	Ownership	99.996	UnitedHealth Group Incorporated	NO	
		00000	98-1454609				Omesa SpA	CHL	NIA	Saden S.A.	Ownership	0.004	UnitedHealth Group Incorporated	NO	
		00000	27-0062838				OmniClaim, LLC	DE	NIA	Equian, LLC	Ownership	100.000	UnitedHealth Group Incorporated	NO	
		00000	98-1456252				Oncocare S.A.C.	PER	NIA	Pacifico S.A. Entidad Prestadora de Salud	Ownership	80.000	UnitedHealth Group Incorporated	NO	
		00000	26-1914835				Ophthalmology Surgery Center of Dallas, LLC	TX	NIA	Surgical Care Affiliates, LLC	Influence	0.000	UnitedHealth Group Incorporated	NO	
0707	UnitedHealth Group Incorporated	96940	52-1518174				Optimum Choice, Inc.	MD	IA	United HealthCare Services, Inc.	Ownership	100.000	UnitedHealth Group Incorporated	NO	
		00000	47-0858534	3202702			Optum Bank, Inc.	UT	NIA	Optum Financial, Inc.	Ownership	100.000	UnitedHealth Group Incorporated	NO	
		00000	36-3437660				Optum Biometrics, Inc.	IL	NIA	OptumHealth Care Solutions, LLC	Ownership	100.000	UnitedHealth Group Incorporated	NO	
		00000	45-4770582				Optum Care Network of Indiana, LLC	IN	NIA	AHN Target Holdings, LLC	Ownership	100.000	UnitedHealth Group Incorporated	NO	
		00000	45-3143218				Optum Care Networks, Inc.	DE	NIA	Collaborative Care Holdings, LLC	Ownership	100.000	UnitedHealth Group Incorporated	NO	
		00000	13-4138665				Optum Care of New York Management, Inc.	NY	NIA	Inspiris, Inc.	Ownership	100.000	UnitedHealth Group Incorporated	NO	
		00000	26-0683057				Optum Care Services Company	TN	NIA	Inspiris, Inc.	Ownership	100.000	UnitedHealth Group Incorporated	NO	
		00000	83-1959511				Optum Care, Inc.	DE	NIA	Collaborative Care Services, Inc.	Ownership	100.000	UnitedHealth Group Incorporated	NO	
		00000	75-2778455				Optum Clinic, P.A.	TX	NIA	Physician(s) Owned	Influence	0.000	UnitedHealth Group Incorporated	NO	1
		00000	88-1704725				Optum Clinics Holding Company, Inc.	DE	NIA	Collaborative Care Holdings, LLC	Ownership	100.000	UnitedHealth Group Incorporated	NO	
		00000	20-3253658				Optum Compounding Services, LLC	AZ	NIA	Optum Pharmacy 801, Inc.	Ownership	100.000	UnitedHealth Group Incorporated	NO	
		00000					Optum Digital Health Holdings, LLC	DE	NIA	Optum Services, Inc.	Ownership	100.000	UnitedHealth Group Incorporated	NO	
		00000	46-1981651				Optum Direct To Consumer, LLC	DE	NIA	RVO Health, LLC	Ownership	100.000	UnitedHealth Group Incorporated	NO	
		00000	47-0858530				Optum Financial, Inc.	DE	NIA	OptumHealth Holdings, LLC	Ownership	100.000	UnitedHealth Group Incorporated	NO	
		00000	47-3146510				Optum Frontier Therapies Commercial Services, Inc.	DE	NIA	Optum Frontier Therapies Holdings, LLC	Ownership	100.000	UnitedHealth Group Incorporated	NO	
		00000	85-2786455				Optum Frontier Therapies Holdings, LLC	DE	NIA	Optum, Inc.	Ownership	100.000	UnitedHealth Group Incorporated	NO	
		00000	45-2532834				Optum Frontier Therapies II, LLC	NV	NIA	Optum Frontier Therapies Holdings, LLC	Ownership	100.000	UnitedHealth Group Incorporated	NO	
		00000	45-2301399				Optum Frontier Therapies, LLC	MI	NIA	Optum Frontier Therapies Holdings, LLC	Ownership	100.000	UnitedHealth Group Incorporated	NO	
		00000	87-1335182				Optum Genomics, Inc.	DE	NIA	United HealthCare Services, Inc.	Ownership	100.000	UnitedHealth Group Incorporated	NO	
		00000	98-1103015				Optum Global Solutions (India) Private Limited	IND	NIA	UnitedHealth International, Inc.	Ownership	0.001	UnitedHealth Group Incorporated	NO	
		00000	98-1103015				Optum Global Solutions (India) Private Limited	IND	NIA	Optum Global Solutions International B.V.	Ownership	99.999	UnitedHealth Group Incorporated	NO	
		00000	98-1097776				Optum Global Solutions (Philippines), Inc.	PHL	NIA	Optum Global Solutions International B.V.	Ownership	99.993	UnitedHealth Group Incorporated	NO	
		00000					Optum Global Solutions Colombia S.A.S.	COL	NIA	Bordeaux UK Holdings II Limited	Ownership	100.000	UnitedHealth Group Incorporated	NO	
		00000	98-1201187				Optum Global Solutions International B.V.	NLD	NIA	OptumHealth International B.V.	Ownership	2.520	UnitedHealth Group Incorporated	NO	
		00000	98-1201187				Optum Global Solutions International B.V.	NLD	NIA	Optum Technology, LLC	Ownership	97.480	UnitedHealth Group Incorporated	NO	
		00000	04-3574101				Optum Government Solutions, Inc.	DE	NIA	OptumInsight, Inc.	Ownership	100.000	UnitedHealth Group Incorporated	NO	
		00000	30-0226127				Optum Growth Partners Holdings, Inc.	DE	NIA	Optum, Inc.	Ownership	100.000	UnitedHealth Group Incorporated	NO	
		00000	84-3719654				Optum Growth Partners, LLC	DE	NIA	Optum Growth Partners Holdings, Inc.	Ownership	100.000	UnitedHealth Group Incorporated	NO	
		00000					Optum Health & Technology (Hong Kong) Limited	HKG	NIA	OptumHealth International B.V.	Ownership	100.000	UnitedHealth Group Incorporated	NO	
		00000	98-1095799				Optum Health & Technology (India) Private Limited	IND	NIA	United Behavioral Health	Ownership	0.001	UnitedHealth Group Incorporated	NO	

4120

ANNUAL STATEMENT FOR THE YEAR 2022 OF THE UnitedHealthcare of Arkansas, Inc.

SCHEDULE Y
PART 1A - DETAIL OF INSURANCE HOLDING COMPANY SYSTEM

1	2	3	4	5	6	7	8	9	10	11	12	13	14	15	16
Group Code	Group Name	NAIC Company Code	ID Number	Federal RSSD	CIK	Name of Securities Exchange if Publicly Traded (U.S. or International)	Names of Parent, Subsidiaries Or Affiliates	Domi-ciliary Location	Relation-ship to Reporting Entity	Directly Controlled by (Name of Entity/Person)	Type of Control (Ownership, Board, Management, Attorney-in-Fact, Influence, Other)	If Control is Ownership Provide Percentage	Ultimate Controlling Entity(ies)/Person(s)	Is an SCA Filing Re-quired? (Yes/No)	*
		00000	98-1095799				Optum Health & Technology (India) Private Limited	IND	NIA	OptumHealth International B.V.	Ownership	99.999	UnitedHealth Group Incorporated	NO	
		00000	98-1097886				Optum Health & Technology (Singapore) Pte. Ltd.	SGP	NIA	OptumHealth International B.V.	Ownership	100.000	UnitedHealth Group Incorporated	NO	
		00000	20-2149493				Optum Health & Technology (US), LLC	MO	NIA	OptumHealth Holdings, LLC	Ownership	100.000	UnitedHealth Group Incorporated	NO	
		00000	43-1747235				Optum Health & Technology Holdings (US), Inc.	MO	NIA	Optum, Inc.	Ownership	100.000	UnitedHealth Group Incorporated	NO	
		00000	98-1184561				Optum Health & Technology Serviços do Brasil Ltda.	BRA	NIA	OptumInsight, Inc.	Ownership	0.002	UnitedHealth Group Incorporated	NO	
		00000	98-1184561				Optum Health & Technology Serviços do Brasil Ltda.	BRA	NIA	Optum Global Solutions International B.V.	Ownership	99.998	UnitedHealth Group Incorporated	NO	
		00000	27-2309024				Optum Health Networks, Inc.	DE	NIA	Collaborative Care Holdings, LLC	Ownership	100.000	UnitedHealth Group Incorporated	NO	
		00000	46-2385459				Optum Health Plan of California	DE	NIA	OptumCare Holdings, LLC	Ownership	100.000	UnitedHealth Group Incorporated	NO	
		00000	98-1097921				Optum Health Services (Canada) Ltd.	CAN	NIA	Optum Health & Technology Holdings (US), Inc.	Ownership	100.000	UnitedHealth Group Incorporated	NO	
		00000	98-1406274				Optum Health Solutions (Australia) Pty Ltd.	AUS	NIA	Optum UK Solutions Group Limited	Ownership	100.000	UnitedHealth Group Incorporated	NO	
		00000	98-1147355				Optum Health Solutions (UK) Limited	GBR	NIA	Optum UK Solutions Group Limited	Ownership	100.000	UnitedHealth Group Incorporated	NO	
		00000	58-2068880				Optum Healthcare of Illinois, Inc.	GA	NIA	Optum Women's and Children's Health, LLC	Ownership	100.000	UnitedHealth Group Incorporated	NO	
		00000	20-0212381				Optum Hospice Pharmacy Services, LLC	DE	NIA	OptumRx Health Solutions, LLC	Ownership	100.000	UnitedHealth Group Incorporated	NO	
		00000	11-2997132				Optum Infusion Services 100, Inc.	NY	NIA	Optum Infusion Services 500, Inc.	Ownership	100.000	UnitedHealth Group Incorporated	NO	
		00000	11-3485985				Optum Infusion Services 101, Inc.	NY	NIA	Optum Infusion Services 100, Inc.	Ownership	100.000	UnitedHealth Group Incorporated	NO	
		00000	27-1533840				Optum Infusion Services 103, LLC	DE	NIA	Serquinox Holdings LLC	Ownership	100.000	UnitedHealth Group Incorporated	NO	
		00000	57-0861358				Optum Infusion Services 200, Inc.	SC	NIA	Ambient Healthcare, Inc.	Ownership	100.000	UnitedHealth Group Incorporated	NO	
		00000	55-0802777				Optum Infusion Services 201, Inc.	FL	NIA	Ambient Healthcare, Inc.	Ownership	100.000	UnitedHealth Group Incorporated	NO	
		00000	20-4881413				Optum Infusion Services 202, Inc.	FL	NIA	Ambient Healthcare, Inc.	Ownership	100.000	UnitedHealth Group Incorporated	NO	
		00000	33-1012700				Optum Infusion Services 203, Inc.	FL	NIA	Ambient Healthcare, Inc.	Ownership	100.000	UnitedHealth Group Incorporated	NO	
		00000	55-0802774				Optum Infusion Services 204, Inc.	FL	NIA	Ambient Healthcare, Inc.	Ownership	100.000	UnitedHealth Group Incorporated	NO	
		00000	26-3738273				Optum Infusion Services 205, Inc.	FL	NIA	Ambient Healthcare, Inc.	Ownership	100.000	UnitedHealth Group Incorporated	NO	
		00000	63-1284325				Optum Infusion Services 206, Inc.	AL	NIA	Ambient Healthcare, Inc.	Ownership	100.000	UnitedHealth Group Incorporated	NO	
		00000	63-0964525				Optum Infusion Services 207, Inc.	AL	NIA	Optum Infusion Services 206, Inc.	Ownership	100.000	UnitedHealth Group Incorporated	NO	
		00000	20-4963945				Optum Infusion Services 208, Inc.	NC	NIA	Ambient Healthcare, Inc.	Ownership	100.000	UnitedHealth Group Incorporated	NO	
		00000	55-0802779				Optum Infusion Services 209, Inc.	GA	NIA	Ambient Healthcare, Inc.	Ownership	100.000	UnitedHealth Group Incorporated	NO	
		00000	75-2196224				Optum Infusion Services 301, LP	OK	NIA	Optum Infusion Services 500, Inc.	Ownership	99.950	UnitedHealth Group Incorporated	NO	
		00000	75-2196224				Optum Infusion Services 301, LP	OK	NIA	Optum Infusion Services 305, LLC	Ownership	0.050	UnitedHealth Group Incorporated	NO	
		00000	27-0668812				Optum Infusion Services 302, LLC	NE	NIA	Optum Infusion Services 500, Inc.	Ownership	100.000	UnitedHealth Group Incorporated	NO	
		00000	26-2565032				Optum Infusion Services 305, LLC	DE	NIA	Optum Infusion Services 500, Inc.	Ownership	100.000	UnitedHealth Group Incorporated	NO	
		00000	20-3741084				Optum Infusion Services 308, LLC	AZ	NIA	SCP Specialty Infusion, LLC	Ownership	100.000	UnitedHealth Group Incorporated	NO	
		00000	02-0653265				Optum Infusion Services 401, LLC	CA	NIA	SCP Specialty Infusion, LLC	Ownership	100.000	UnitedHealth Group Incorporated	NO	
		00000	26-4312858				Optum Infusion Services 402, LLC	CA	NIA	SCP Specialty Infusion, LLC	Ownership	100.000	UnitedHealth Group Incorporated	NO	
		00000	47-0941801				Optum Infusion Services 403, LLC	CA	NIA	SCP Specialty Infusion, LLC	Ownership	100.000	UnitedHealth Group Incorporated	NO	
		00000	93-1103256				Optum Infusion Services 404, LLC	OR	NIA	SCP Specialty Infusion, LLC	Ownership	100.000	UnitedHealth Group Incorporated	NO	
		00000	27-3918706				Optum Infusion Services 500, Inc.	DE	NIA	AxelaCare, LLC	Ownership	100.000	UnitedHealth Group Incorporated	NO	
		00000	84-2822134				Optum Infusion Services 501, Inc.	DE	NIA	Optum Infusion Services 500, Inc.	Ownership	100.000	UnitedHealth Group Incorporated	NO	
		00000	01-0808529				Optum Infusion Services 550, LLC	DE	NIA	Diplomat Blocker, LLC	Ownership	100.000	UnitedHealth Group Incorporated	NO	
		00000	04-3041221				Optum Infusion Services 551, LLC	CT	NIA	Diplomat Pharmacy, Inc.	Ownership	100.000	UnitedHealth Group Incorporated	NO	
		00000	02-0651651				Optum Infusion Services 553, LLC	NC	NIA	Diplomat Pharmacy, Inc.	Ownership	100.000	UnitedHealth Group Incorporated	NO	
		00000	46-3275933				Optum Infusion Services 554, Inc.	NY	NIA	Diplomat Pharmacy, Inc.	Ownership	100.000	UnitedHealth Group Incorporated	NO	
.0707	UnitedHealth Group Incorporated	69647	31-0628424				Optum Insurance of Ohio, Inc.	OH	IA	OptumRx PBM of Maryland, LLC	Ownership	100.000	UnitedHealth Group Incorporated	NO	
		00000	46-1615964				Optum Labs Topaz, Inc.	DE	NIA	Optum, Inc.	Ownership	100.000	UnitedHealth Group Incorporated	NO	
		00000					Optum Labs, Inc.	PHL	NIA	Optum Labs, LLC	Ownership	99.988	UnitedHealth Group Incorporated	NO	

ANNUAL STATEMENT FOR THE YEAR 2022 OF THE UnitedHealthcare of Arkansas, Inc.

SCHEDULE Y
PART 1A - DETAIL OF INSURANCE HOLDING COMPANY SYSTEM

1	2	3	4	5	6	7	8	9	10	11	12	13	14	15	16
Group Code	Group Name	NAIC Company Code	ID Number	Federal RSSD	CIK	Name of Securities Exchange if Publicly Traded (U.S. or International)	Names of Parent, Subsidiaries Or Affiliates	Domiciliary Location	Relationship to Reporting Entity	Directly Controlled by (Name of Entity/Person)	Type of Control (Ownership, Board, Management, Attorney-in-Fact, Influence, Other)	If Control is Ownership Provide Percentage	Ultimate Controlling Entity(ies)/Person(s)	Is an SCA Filing Required? (Yes/No)	*
		00000	80-0315079				Optum Labs, LLC	DE	NIA	United HealthCare Services, Inc.	Ownership	100.000	UnitedHealth Group Incorporated	NO	
		00000	98-1209730				Optum Life Sciences (Canada) Inc.	CAN	NIA	OptumInsight Life Sciences, Inc.	Ownership	100.000	UnitedHealth Group Incorporated	NO	
		00000	98-1098190				Optum Management Consulting (Shanghai) Co., Ltd.	CHN	NIA	Optum Health & Technology Holdings (US), Inc.	Ownership	100.000	UnitedHealth Group Incorporated	NO	
		00000	22-3624559				Optum Medical Care of New Jersey, P.C.	NJ	NIA	Physician(s) Owned	Influence	0.000	UnitedHealth Group Incorporated	NO	1
		00000	13-3544120				Optum Medical Care, P.C.	NY	NIA	Physician(s) Owned	Influence	0.000	UnitedHealth Group Incorporated	NO	1
		00000	30-0826311				Optum Medical Services of California, P.C.	CA	NIA	Physician(s) Owned	Influence	0.000	UnitedHealth Group Incorporated	NO	1
		00000	45-5424191				Optum Medical Services of Colorado, P.C.	CO	NIA	Physician(s) Owned	Influence	0.000	UnitedHealth Group Incorporated	NO	1
		00000	45-3866363				Optum Medical Services, P.C.	NC	NIA	Physician(s) Owned	Influence	0.000	UnitedHealth Group Incorporated	NO	1
0707	UnitedHealth Group Incorporated	11068	30-0029448				Optum Networks of New Jersey, Inc.	DE	IA	OrthoNet Holdings, Inc.	Ownership	100.000	UnitedHealth Group Incorporated	NO	
		00000	58-1873062				Optum of New York, Inc.	NY	NIA	Optum Women's and Children's Health, LLC	Ownership	100.000	UnitedHealth Group Incorporated	NO	
		00000	98-1097761				Optum Operations (Ireland) Unlimited Company	IRL	NIA	UHC Finance (Ireland) Limited	Ownership	100.000	UnitedHealth Group Incorporated	NO	
		00000	85-3355553				Optum Oregon MSO, LLC	DE	NIA	Collaborative Care Holdings, LLC	Ownership	100.000	UnitedHealth Group Incorporated	NO	
		00000	88-0934943				Optum Peak Endoscopy Center, LLC	DE	NIA	Optum SCA CS JV Holdings, LLC	Ownership	51.000	UnitedHealth Group Incorporated	NO	
		00000	45-3629080				Optum Perks LLC	DE	NIA	RVO Health, LLC	Ownership	100.000	UnitedHealth Group Incorporated	NO	
		00000	87-1235240				Optum Pharma Services Holdings, Inc.	DE	NIA	Optum, Inc.	Ownership	100.000	UnitedHealth Group Incorporated	NO	
		00000	36-4435924				Optum Pharmacy 601, LLC	FL	NIA	Apothecary Holdings, Inc.	Ownership	100.000	UnitedHealth Group Incorporated	NO	
		00000	82-4030553				Optum Pharmacy 700, LLC	DE	NIA	OptumRx Administrative Services, LLC	Ownership	100.000	UnitedHealth Group Incorporated	NO	
		00000	84-2827343				Optum Pharmacy 701, LLC	DE	NIA	OptumRx Administrative Services, LLC	Ownership	100.000	UnitedHealth Group Incorporated	NO	
		00000	46-2731176				Optum Pharmacy 702, LLC	IN	NIA	OptumRx PBM of Illinois, Inc.	Ownership	100.000	UnitedHealth Group Incorporated	NO	
		00000	20-2719823				Optum Pharmacy 704, Inc.	TX	NIA	BriovaRx of Florida, Inc.	Ownership	100.000	UnitedHealth Group Incorporated	NO	
		00000	55-0824381				Optum Pharmacy 705, LLC	AL	NIA	BriovaRx of Maine, Inc.	Ownership	100.000	UnitedHealth Group Incorporated	NO	
		00000	74-3103518				Optum Pharmacy 706, Inc.	NY	NIA	Salveo Specialty Pharmacy, Inc.	Ownership	100.000	UnitedHealth Group Incorporated	NO	
		00000	20-4515146				Optum Pharmacy 707, Inc.	CA	NIA	Salveo Specialty Pharmacy, Inc.	Ownership	100.000	UnitedHealth Group Incorporated	NO	
		00000	27-2869469				Optum Pharmacy 800, Inc.	AZ	NIA	Apothecary Holdings, Inc.	Ownership	100.000	UnitedHealth Group Incorporated	NO	
		00000	13-4318552				Optum Pharmacy 801, Inc.	AZ	NIA	Apothecary Holdings, Inc.	Ownership	100.000	UnitedHealth Group Incorporated	NO	
		00000	26-4241458				Optum Pharmacy 803, Inc.	AZ	NIA	Apothecary Holdings, Inc.	Ownership	100.000	UnitedHealth Group Incorporated	NO	
		00000	26-0583808				Optum Pharmacy 805, Inc.	AZ	NIA	Apothecary Holdings, Inc.	Ownership	100.000	UnitedHealth Group Incorporated	NO	
		00000	27-0121303				Optum Pharmacy 806, Inc.	CA	NIA	Apothecary Holdings, Inc.	Ownership	100.000	UnitedHealth Group Incorporated	NO	
		00000	20-4581265				Optum Public Sector Solutions, Inc.	DE	NIA	OptumInsight, Inc.	Ownership	100.000	UnitedHealth Group Incorporated	NO	
		00000	46-3328009				Optum Rocket, LLC	DE	NIA	OptumInsight, Inc.	Ownership	100.000	UnitedHealth Group Incorporated	NO	
		00000	87-2719650				Optum SCA CS JV Holdings, LLC	DE	NIA	SCA Colorado Springs Holdings, LLC	Ownership	30.000	UnitedHealth Group Incorporated	NO	
		00000	26-0543382				Optum Senior Services, LLC	AL	NIA	Optum Hospice Pharmacy Services, LLC	Ownership	100.000	UnitedHealth Group Incorporated	NO	
		00000	98-1307821				Optum Services (Ireland) Limited	IRL	NIA	Optum Operations (Ireland) Unlimited Company	Ownership	100.000	UnitedHealth Group Incorporated	NO	
		00000	66-0870003				Optum Services (Puerto Rico) LLC	PRI	NIA	UnitedHealthcare International III B.V.	Ownership	100.000	UnitedHealth Group Incorporated	NO	
		00000	45-4683454				Optum Services, Inc.	DE	NIA	Optum, Inc.	Ownership	100.000	UnitedHealth Group Incorporated	NO	
		00000	98-0644599				Optum Solutions UK Holdings Limited	GBR	NIA	Optum Health & Technology Holdings (US), Inc.	Ownership	100.000	UnitedHealth Group Incorporated	NO	
		00000	88-0722620				Optum Specialty Distribution Holdings, LLC	NV	NIA	Optum, Inc.	Ownership	100.000	UnitedHealth Group Incorporated	NO	
		00000	88-4300788				Optum Specialty Distribution, LLC	DE	NIA	Optum Specialty Distribution Holdings, LLC	Ownership	100.000	UnitedHealth Group Incorporated	NO	
		00000	46-5713629				Optum Technology, LLC	DE	NIA	OptumInsight, Inc.	Ownership	100.000	UnitedHealth Group Incorporated	NO	
		00000	98-1097769				Optum UK Solutions Group Limited	GBR	NIA	Optum Solutions UK Holdings Limited	Ownership	100.000	UnitedHealth Group Incorporated	NO	
		00000	85-3725073				Optum Venture Global Partners II, LP	DE	NIA	Optum, Inc.	Ownership	99.000	UnitedHealth Group Incorporated	NO	
		00000	37-1890895				Optum Venture Global Partners, LP	DE	NIA	Optum, Inc.	Ownership	99.000	UnitedHealth Group Incorporated	NO	
		00000					Optum Venture Partners II, LP	DE	NIA	Optum, Inc.	Ownership	99.000	UnitedHealth Group Incorporated	NO	
		00000	83-2512708				Optum Venture Partners III, LP	DE	NIA	Optum, Inc.	Ownership	99.000	UnitedHealth Group Incorporated	NO	
		00000	82-2483320				Optum Venture Partners, LP	DE	NIA	Optum, Inc.	Ownership	99.000	UnitedHealth Group Incorporated	NO	

ANNUAL STATEMENT FOR THE YEAR 2022 OF THE UnitedHealthcare of Arkansas, Inc.

SCHEDULE Y
PART 1A - DETAIL OF INSURANCE HOLDING COMPANY SYSTEM

1	2	3	4	5	6	7	8	9	10	11	12	13	14	15	16
Group Code	Group Name	NAIC Company Code	ID Number	Federal RSSD	CIK	Name of Securities Exchange if Publicly Traded (U.S. or International)	Names of Parent, Subsidiaries Or Affiliates	Domiciliary Location	Relationship to Reporting Entity	Directly Controlled by (Name of Entity/Person)	Type of Control (Ownership, Board, Management, Attorney-in-Fact, Influence, Other)	If Control is Ownership Provide Percentage	Ultimate Controlling Entity(ies)/Person(s)	Is an SCA Filing Required? (Yes/No)	*
		00000	85-0735012				Optum Washington Network, LLC	..WA.....	..NIA.....	Collaborative Care Holdings, LLC	Ownership.....	93.000	UnitedHealth Group Incorporated	..NO.....	
		00000	58-2205984				Optum Women's and Children's Health, LLC	..DE.....	..NIA.....	My Wellness Solutions, LLC	Ownership.....	100.000	UnitedHealth Group Incorporated	..NO.....	
		00000	30-0580620				Optum, Inc.	..DE.....	..NIA.....	UnitedHealthCare Services, Inc.	Ownership.....	100.000	UnitedHealth Group Incorporated	..NO.....	
		00000	46-3983926				Optum360 Services, Inc.	..DE.....	..NIA.....	Optum Rocket, LLC	Ownership.....	100.000	UnitedHealth Group Incorporated	..NO.....	
		00000	82-3446942				Optum360 Solutions, LLC	..DE.....	..NIA.....	OptumInsight, Inc.	Ownership.....	100.000	UnitedHealth Group Incorporated	..NO.....	
		00000	46-3328307				Optum360, LLC	..DE.....	..NIA.....	Optum Rocket, LLC	Ownership.....	95.850	UnitedHealth Group Incorporated	..NO.....	
		00000	30-0940296				OptumCare ACO New Mexico, LLC	..DE.....	..NIA.....	OptumCare New Mexico, LLC	Ownership.....	100.000	UnitedHealth Group Incorporated	..NO.....	
		00000	83-3608739				OptumCare ACO West, LLC	..DE.....	..NIA.....	Collaborative Care Holdings, LLC	Ownership.....	100.000	UnitedHealth Group Incorporated	..NO.....	
		00000	47-1422097				OptumCare Clinical Trials, LLC	..DE.....	..NIA.....	OptumCare Holdings, LLC	Ownership.....	100.000	UnitedHealth Group Incorporated	..NO.....	
		00000	35-2597463				OptumCare Colorado ASC, LLC	..CO.....	..NIA.....	OptumCare Colorado, LLC	Ownership.....	100.000	UnitedHealth Group Incorporated	..NO.....	
		00000	47-2218380				OptumCare Colorado Springs, LLC	..CO.....	..NIA.....	OptumCare Holdings Colorado, LLC	Ownership.....	100.000	UnitedHealth Group Incorporated	..NO.....	
		00000	47-2196783				OptumCare Colorado, LLC	..CO.....	..NIA.....	OptumCare Management, LLC	Ownership.....	100.000	UnitedHealth Group Incorporated	..NO.....	
		00000	26-1508741				OptumCare Endoscopy Center New Mexico, LLC	..NM.....	..NIA.....	OptumCare New Mexico, LLC	Ownership.....	100.000	UnitedHealth Group Incorporated	..NO.....	
		00000	82-2227280				OptumCare Florida CI, LLC	..DE.....	..NIA.....	OptumCare Florida, LLC	Ownership.....	100.000	UnitedHealth Group Incorporated	..NO.....	
		00000	87-0408859				OptumCare Florida, LLC	..DE.....	..NIA.....	OptumCare Holdings, LLC	Ownership.....	100.000	UnitedHealth Group Incorporated	..NO.....	
		00000	30-0999065				OptumCare Holdings Colorado, LLC	..CO.....	..NIA.....	OptumCare Colorado, LLC	Ownership.....	85.000	UnitedHealth Group Incorporated	..NO.....	
		00000	56-2592163				OptumCare Holdings, LLC	..CA.....	..NIA.....	Collaborative Care Holdings, LLC	Ownership.....	100.000	UnitedHealth Group Incorporated	..NO.....	
		00000	95-4509662				OptumCare Management, LLC	..CA.....	..NIA.....	OptumCare Holdings, LLC	Ownership.....	100.000	UnitedHealth Group Incorporated	..NO.....	
		00000	20-4043287				OptumCare New Mexico, LLC	..DE.....	..NIA.....	OptumCare Management, LLC	Ownership.....	100.000	UnitedHealth Group Incorporated	..NO.....	
		00000	13-4138668				OptumCare New York IPA, Inc.	..NY.....	..NIA.....	Inspiris, Inc.	Ownership.....	100.000	UnitedHealth Group Incorporated	..NO.....	
		00000	93-1306308				OptumCare Portland, LLC	..OR.....	..NIA.....	Physician(s) Owned	Influence.....	0.000	UnitedHealth Group Incorporated	..NO.....	1
		00000	45-3462809				OptumCare South Florida, LLC	..FL.....	..NIA.....	OptumCare Management, LLC	Ownership.....	100.000	UnitedHealth Group Incorporated	..NO.....	
		00000	92-0972076				OptumCare Specialty Practices Investments, LLC	..DE.....	..NIA.....	SC Affiliates, LLC	Ownership.....	100.000	UnitedHealth Group Incorporated	..NO.....	
		00000	84-3504842				OptumCare Specialty Practices, LLC	..DE.....	..NIA.....	SC Affiliates, LLC	Ownership.....	100.000	UnitedHealth Group Incorporated	..NO.....	
		00000	41-1591944				OptumHealth Care Solutions, LLC	..DE.....	..NIA.....	OptumInsight, Inc.	Ownership.....	100.000	UnitedHealth Group Incorporated	..NO.....	
		00000	47-1192395				OptumHealth Holdings, LLC	..DE.....	..NIA.....	Optum, Inc.	Ownership.....	100.000	UnitedHealth Group Incorporated	..NO.....	
		00000	98-1106868				OptumHealth International B.V.	..NLD.....	..NIA.....	Catamaran S.a.r.l.	Ownership.....	100.000	UnitedHealth Group Incorporated	..NO.....	
		00000	04-3383745				OptumInsight Holdings, LLC	..DE.....	..NIA.....	Optum, Inc.	Ownership.....	100.000	UnitedHealth Group Incorporated	..NO.....	
		00000	41-1858498				OptumInsight Life Sciences, Inc.	..DE.....	..NIA.....	OptumInsight, Inc.	Ownership.....	100.000	UnitedHealth Group Incorporated	..NO.....	
		00000	41-1858498				OptumInsight, Inc.	..DE.....	..NIA.....	OptumInsight Holdings, LLC	Ownership.....	100.000	UnitedHealth Group Incorporated	..NO.....	
		00000	75-2578509				OptumRx Administrative Services, LLC	..TX.....	..NIA.....	OptumRx Holdings I, LLC	Ownership.....	100.000	UnitedHealth Group Incorporated	..NO.....	
		00000	31-1728846				OptumRx Discount Card Services, LLC	..DE.....	..NIA.....	RVO Health, LLC	Ownership.....	100.000	UnitedHealth Group Incorporated	..NO.....	
		00000	47-4734235				OptumRx Group Holdings, Inc.	..DE.....	..NIA.....	Optum, Inc.	Ownership.....	100.000	UnitedHealth Group Incorporated	..NO.....	
		00000	46-0666840				OptumRx Health Solutions, LLC	..DE.....	..NIA.....	OptumRx Administrative Services, LLC	Ownership.....	100.000	UnitedHealth Group Incorporated	..NO.....	
		00000	80-0870454				OptumRx Holdings I, LLC	..DE.....	..NIA.....	OptumRx Group Holdings, Inc.	Ownership.....	100.000	UnitedHealth Group Incorporated	..NO.....	
		00000	OptumRx Holdings, LLC				OptumRx, Inc.	..DE.....	..NIA.....	Optum, Inc.	Ownership.....	100.000	UnitedHealth Group Incorporated	..NO.....	
		00000	34-1472211				OptumRx Home Delivery of Ohio, LLC	..OH.....	..NIA.....	OptumRx Health Solutions, LLC	Ownership.....	100.000	UnitedHealth Group Incorporated	..NO.....	
		00000	20-0218027				OptumRx IPA III, Inc.	..NY.....	..NIA.....	OptumRx PBM of Maryland, LLC	Ownership.....	100.000	UnitedHealth Group Incorporated	..NO.....	
		00000	20-0151096				OptumRx NY IPA, Inc.	..NY.....	..NIA.....	OptumRx, Inc.	Ownership.....	100.000	UnitedHealth Group Incorporated	..NO.....	
		00000	27-3419292				OptumRx of Pennsylvania, LLC	..DE.....	..NIA.....	OptumRx Health Solutions, LLC	Ownership.....	100.000	UnitedHealth Group Incorporated	..NO.....	
		00000	11-2581812				OptumRx PBM of Illinois, Inc.	..DE.....	..NIA.....	OptumRx Administrative Services, LLC	Ownership.....	100.000	UnitedHealth Group Incorporated	..NO.....	
		00000	88-0361447				OptumRx PBM of Maryland, LLC	..NV.....	..NIA.....	OptumRx Health Solutions, LLC	Ownership.....	100.000	UnitedHealth Group Incorporated	..NO.....	
		00000	03-0592263				OptumRx PBM of Pennsylvania, LLC	..PA.....	..NIA.....	OptumRx of Pennsylvania, LLC	Ownership.....	100.000	UnitedHealth Group Incorporated	..NO.....	
		00000	38-3693753				OptumRx PBM of Wisconsin, LLC	..WI.....	..NIA.....	OptumRx PBM of Illinois, Inc.	Ownership.....	100.000	UnitedHealth Group Incorporated	..NO.....	
		00000	16-1767416				OptumRx PD of Pennsylvania, LLC	..PA.....	..NIA.....	OptumRx of Pennsylvania, LLC	Ownership.....	100.000	UnitedHealth Group Incorporated	..NO.....	
		00000	88-0373347				OptumRx Pharmacy of Nevada, Inc.	..NV.....	..NIA.....	OptumRx Health Solutions, LLC	Ownership.....	100.000	UnitedHealth Group Incorporated	..NO.....	
		00000	33-0441200				OptumRx, Inc.	..CA.....	..NIA.....	OptumRx Holdings, LLC	Ownership.....	100.000	UnitedHealth Group Incorporated	..NO.....	
		00000	39-1974851				OptumServe Health Services, Inc.	..WI.....	..NIA.....	OptumHealth Holdings, LLC	Ownership.....	100.000	UnitedHealth Group Incorporated	..NO.....	

ANNUAL STATEMENT FOR THE YEAR 2022 OF THE UnitedHealthcare of Arkansas, Inc.

SCHEDULE Y
PART 1A - DETAIL OF INSURANCE HOLDING COMPANY SYSTEM

1	2	3	4	5	6	7	8	9	10	11	12	13	14	15	16
Group Code	Group Name	NAIC Company Code	ID Number	Federal RSSD	CIK	Name of Securities Exchange if Publicly Traded (U.S. or International)	Names of Parent, Subsidiaries Or Affiliates	Domiciliary Location	Relationship to Reporting Entity	Directly Controlled by (Name of Entity/Person)	Type of Control (Ownership, Board, Management, Attorney-in-Fact, Influence, Other)	If Control is Ownership Provide Percentage	Ultimate Controlling Entity(ies)/Person(s)	Is an SCA Filing Required? (Yes/No)	*
		00000	52-2016292				OptumServe Technology Services, Inc.	MD	NIA	OptumInsight, Inc.	Ownership	100.000	UnitedHealth Group Incorporated	NO	
		00000	27-3674492				Oregon Healthcare Resources, LLC	OR	NIA	CHR Physician Group, P.C.	Ownership	100.000	UnitedHealth Group Incorporated	NO	1
		00000	22-3883387				Oregon Outpatient Surgery Center, LLC	OR	NIA	Providence & SCA Off-Campus Holdings, LLC	Ownership	51.180	UnitedHealth Group Incorporated	NO	2
		00000	20-2404191				Oren Meyers, Ph.D., LLC	OH	NIA	OhioSolutions.org LLC	Ownership	100.000	UnitedHealth Group Incorporated	NO	
		00000	46-2742615				Orthology Inc.	DE	NIA	ProHEALTH Medical Management, LLC	Ownership	100.000	UnitedHealth Group Incorporated	NO	
		00000	13-3960641				OrthoNet Holdings, Inc.	DE	NIA	OptumHealth Care Solutions, LLC	Ownership	100.000	UnitedHealth Group Incorporated	NO	
		00000	13-3818652				OrthoNet LLC	NY	NIA	OrthoNet Holdings, Inc.	Ownership	100.000	UnitedHealth Group Incorporated	NO	
		00000	13-4025898				OrthoNet New York IPA, Inc.	NY	NIA	OrthoNet Holdings, Inc.	Ownership	100.000	UnitedHealth Group Incorporated	NO	
		00000	26-2884306				OrthoNet of the South, Inc.	DE	NIA	OrthoNet Holdings, Inc.	Ownership	100.000	UnitedHealth Group Incorporated	NO	
		00000	20-0221966				OrthoNet West, Inc.	DE	NIA	OrthoNet Holdings, Inc.	Ownership	100.000	UnitedHealth Group Incorporated	NO	
		00000	81-2594417				Orthopedic Surgery Center of Palm Beach County, LLC	FL	NIA	SCA-Palm Beach, LLC	Ownership	25.000	UnitedHealth Group Incorporated	NO	2
		00000	85-2357227				OrthoWest MSO, LLC	DE	NIA	OptumCare Specialty Practices, LLC	Ownership	50.000	UnitedHealth Group Incorporated	NO	
		00000	98-1284698				OSB – Tecnologia e Serviços de Suporte Lda.	BRA	NIA	Cemed Care – Empresa de Atendimento Clínico Geral Ltda.	Ownership	0.000	UnitedHealth Group Incorporated	NO	
		00000	98-1284698				OSB – Tecnologia e Serviços de Suporte Lda.	BRA	NIA	Anil Assistência Médica Internacional S.A.	Ownership	100.000	UnitedHealth Group Incorporated	NO	
		00000	41-1921007				Ovations, Inc.	DE	NIA	United HealthCare Services, Inc.	Ownership	100.000	UnitedHealth Group Incorporated	NO	
		00000	06-1587795				Oxford Benefit Management, Inc.	CT	NIA	Oxford Health Plans LLC	Ownership	100.000	UnitedHealth Group Incorporated	NO	
0707	UnitedHealth Group Incorporated	78026	22-2797560				Oxford Health Insurance, Inc.	NY	IA	UnitedHealthcare Insurance Company	Ownership	100.000	UnitedHealth Group Incorporated	NO	
0707	UnitedHealth Group Incorporated	96798	06-1181201				Oxford Health Plans (CT), Inc.	CT	IA	Oxford Health Plans LLC	Ownership	100.000	UnitedHealth Group Incorporated	NO	
0707	UnitedHealth Group Incorporated	95506	22-2745725				Oxford Health Plans (NJ), Inc.	NJ	IA	Oxford Health Plans LLC	Ownership	100.000	UnitedHealth Group Incorporated	NO	
0707	UnitedHealth Group Incorporated	95479	06-1181200				Oxford Health Plans (NY), Inc.	NY	IA	Oxford Health Plans LLC	Ownership	100.000	UnitedHealth Group Incorporated	NO	
		00000	52-2443751				Oxford Health Plans LLC	DE	NIA	UnitedHealth Group Incorporated	Ownership	100.000	UnitedHealth Group Incorporated	NO	
		00000	27-0008097				P2P Link, LLC	DE	NIA	SRPS, LLC	Ownership	100.000	UnitedHealth Group Incorporated	NO	
		00000	33-0704734				Pacific Cardiovascular Associates Medical Group, Inc.	CA	NIA	Surgical Care Affiliates, LLC	Influence	0.000	UnitedHealth Group Incorporated	NO	
		00000	75-2857077				Pacific Casualty Company, Inc.	HI	NIA	USHEALTH Group, Inc.	Ownership	100.000	UnitedHealth Group Incorporated	NO	
		00000	35-1137395				PacificCare Life and Health Insurance Company	IN	IA	United HealthCare Services, Inc.	Ownership	100.000	UnitedHealth Group Incorporated	NO	
0707	UnitedHealth Group Incorporated	84506	95-2829463				PacificCare Life Assurance Company	CO	IA	United HealthCare Services, Inc.	Ownership	100.000	UnitedHealth Group Incorporated	NO	
0707	UnitedHealth Group Incorporated	95617	94-3267522				PacificCare of Arizona, Inc.	AZ	IA	United HealthCare Services, Inc.	Ownership	100.000	UnitedHealth Group Incorporated	NO	
0707	UnitedHealth Group Incorporated	95434	84-1011378				PacificCare of Colorado, Inc.	CO	IA	United HealthCare Services, Inc.	Ownership	100.000	UnitedHealth Group Incorporated	NO	
		00000	98-1444613				Pacífico S.A. Entidad Prestadora de Salud	PER	NIA	Empremédica S. A.	Ownership	50.000	UnitedHealth Group Incorporated	NO	
		00000	48-1255983				Panama City Surgery Center, LLC	FL	NIA	SVHS-SCA Florida JV, LLC	Ownership	51.624	UnitedHealth Group Incorporated	NO	
		00000	48-1255983				Panama City Surgery Center, LLC	FL	NIA	SCA-Panama City Holdings, LLC	Ownership	2.739	UnitedHealth Group Incorporated	NO	
		00000	45-1484375				Park Hill Surgery Center, LLC	TX	NIA	Surgical Care Affiliates, LLC	Influence	0.000	UnitedHealth Group Incorporated	NO	
		00000	20-4127100				Parkway Surgery Center, LLC	DE	NIA	WellSpan-SCA Holdings, LLC	Ownership	78.400	UnitedHealth Group Incorporated	NO	2
		00000	62-1500185				Partial Hospital Systems, Inc.	TN	NIA	Refresh Mental Health, Inc.	Ownership	100.000	UnitedHealth Group Incorporated	NO	
		00000	20-1311030				Patient Care Associates, L.L.C.	NJ	NIA	SCA Englewood Holdings, LLC	Ownership	55.844	UnitedHealth Group Incorporated	NO	
		00000					Patrimonio Autónomo Nueva Clínica	COL	NIA	CDC Holdings Colombia S.A.S.	Ownership	9.540	UnitedHealth Group Incorporated	NO	
		00000					Patrimonio Autónomo Nueva Clínica	COL	NIA	Clinica del Country S.A.S.	Ownership	65.330	UnitedHealth Group Incorporated	NO	
		00000					Patrimonio Autónomo Nueva Clínica	COL	NIA	Promotora Country S.A.	Ownership	0.230	UnitedHealth Group Incorporated	NO	
		00000					Patrimonio Autónomo Nueva Clínica	COL	NIA	Banmédica Internacional SpA	Ownership	9.590	UnitedHealth Group Incorporated	NO	
		00000	62-1451147				Payment Resolution Services, LLC	TN	NIA	OptumInsight, Inc.	Ownership	100.000	UnitedHealth Group Incorporated	NO	
		00000	75-2103975				PDX, Inc.	TX	NIA	eRx Network, LLC	Ownership	100.000	UnitedHealth Group Incorporated	NO	
		00000	84-2396811				PE Gastro Management, LLC	DE	NIA	PE Gastro MSO Holdings, LLC	Ownership	52.000	UnitedHealth Group Incorporated	NO	
		00000	84-2444910				PE Gastro MSO Holdings, LLC	DE	NIA	Physicians Endoscopy Intermediate Holdco, Inc.	Ownership	100.000	UnitedHealth Group Incorporated	NO	
		00000	27-4496894				PE Healthcare Associates, LLC	NY	NIA	Physician(s) Owned	Influence	0.000	UnitedHealth Group Incorporated	NO	1

ANNUAL STATEMENT FOR THE YEAR 2022 OF THE UnitedHealthcare of Arkansas, Inc.

SCHEDULE Y
PART 1A - DETAIL OF INSURANCE HOLDING COMPANY SYSTEM

1	2	3	4	5	6	7	8	9	10	11	12	13	14	15	16
Group Code	Group Name	NAIC Company Code	ID Number	Federal RSSD	CIK	Name of Securities Exchange if Publicly Traded (U.S. or International)	Names of Parent, Subsidiaries Or Affiliates	Domiciliary Location	Relationship to Reporting Entity	Directly Controlled by (Name of Entity/Person)	Type of Control (Ownership, Board, Management, Attorney-in-Fact, Influence, Other)	If Control is Ownership Provide Percentage	Ultimate Controlling Entity(ies)/Person(s)	Is an SCA Filing Required? (Yes/No)	*
		00000	46-3458187				PE Holdco, LLC	DE	NIA	Endo Parent, Inc.	Ownership	100.000	UnitedHealth Group Incorporated	NO	
		00000	81-4315098				PE New Jersey Holdco, LLC	NJ	NIA	Physicians Endoscopy, L.L.C.	Ownership	100.000	UnitedHealth Group Incorporated	NO	
		00000	91-1885912				Peninsula Psychological Center, Inc., P.S.	WA	NIA	Physician(s) Owned	Influence	0.000	UnitedHealth Group Incorporated	NO	1
		00000	47-2429625				Penzo Enterprises, LLC	DE	NIA	OptumRx Holdings, LLC New Orleans Regional Physician Hospital	Ownership	100.000	UnitedHealth Group Incorporated	NO	
.0707	UnitedHealth Group Incorporated	13607	20-5662149				Peoples Health, Inc.	LA	IA	Organization, L.L.C.	Ownership	100.000	UnitedHealth Group Incorporated	NO	
		00000	20-5608977				Perham Physical Therapy, LTD Perimeter Center for Outpatient Surgery, L.P.	MN	NIA	Orthology Inc.	Ownership	100.000	UnitedHealth Group Incorporated	NO	
		00000	58-1978405					GA	NIA	SHC Atlanta, LLC	Ownership	46.834	UnitedHealth Group Incorporated	NO	2
		00000	38-2592367				Perspectives of Troy, P.C.	MI	NIA	Physician(s) Owned	Influence	0.000	UnitedHealth Group Incorporated	NO	1
		00000	81-4555910				PF2 IP LLC	DE	NIA	Change Healthcare Inc.	Ownership	100.000	UnitedHealth Group Incorporated	NO	
		00000	35-2578322				PF2 PST Services LLC	DE	NIA	Change Healthcare Inc.	Ownership	100.000	UnitedHealth Group Incorporated	NO	
		00000	47-2582247				PGC Acquisition Holdings, LLC	PA	NIA	Physicians Endoscopy, L.L.C.	Ownership	100.000	UnitedHealth Group Incorporated	NO	
		00000					PGH Global (Cayman) Limited	CYM	NIA	PGH Global, LLC	Ownership	100.000	UnitedHealth Group Incorporated	NO	
		00000	46-1722316				PGH Global, LLC	DE	NIA	UHC Holdings, Inc.	Ownership	100.000	UnitedHealth Group Incorporated	NO	
		00000					PGT Medical Group, Inc.	TX	NIA	KS Management Services, L.L.C.	Ownership	100.000	UnitedHealth Group Incorporated	NO	
		00000	82-5162940				Phoenix Mental Health and Wellness PLLC	AZ	NIA	Refresh Mental Health, Inc.	Ownership	100.000	UnitedHealth Group Incorporated	NO	
		00000	81-2902954				Physician Alliance of the Rockies, LLC	CO	NIA	New West Physicians, Inc.	Ownership	100.000	UnitedHealth Group Incorporated	NO	
		00000	30-0516435				Physician Partners Medical Group, Inc.	CA	NIA	Physician(s) Owned	Influence	0.000	UnitedHealth Group Incorporated	NO	1
		00000	84-3476733				Physician United PLLC	AZ	NIA	Greater Phoenix Collaborative Care, P.C.	Ownership	100.000	UnitedHealth Group Incorporated	NO	1
		00000	91-1822767				Physicians Care Network, L.L.C.	WA	NIA	Physician(s) Owned	Influence	0.000	UnitedHealth Group Incorporated	NO	1
		00000	59-3438026				Physicians Day Surgery Center, LLC	FL	NIA	SCA-Naples, LLC	Ownership	51.000	UnitedHealth Group Incorporated	NO	
		00000	26-2239018				Physicians Endoscopy Intermediate Holdco, Inc.	DE	NIA	PE Holdco, LLC Physicians Endoscopy Intermediate Holdco, Inc.	Ownership	100.000	UnitedHealth Group Incorporated	NO	
		00000	91-1882702				Physicians Endoscopy, L.L.C.	DE	NIA	KS Management Services, L.L.C.	Ownership	100.000	UnitedHealth Group Incorporated	NO	
.0707	UnitedHealth Group Incorporated	11494	04-3677255				Physicians Group of Texas, LLC	TX	NIA	United HealthCare Services, Inc.	Ownership	100.000	UnitedHealth Group Incorporated	NO	
		00000	52-1162824				Physicians Health Choice of Texas, LLC	TX	IA	United HealthCare Services, Inc.	Ownership	100.000	UnitedHealth Group Incorporated	NO	
		00000	94-2722082				Physicians Health Plan of Maryland, Inc.	MD	NIA	United HealthCare Services, Inc.	Ownership	100.000	UnitedHealth Group Incorporated	NO	
		00000	94-2722082				Physicians Medical Group of San Jose, Inc.	CA	NIA	Shark Holdings, P.C. Physicians Medical Group of San Jose, Inc.	Ownership	100.000	UnitedHealth Group Incorporated	NO	1
		00000	84-3715606				Physicians Medical Health Plan	CA	NIA	Shark Holdings, P.C.	Ownership	100.000	UnitedHealth Group Incorporated	NO	1
		00000	86-2631012				Physicians Medical Holdings	CA	NIA	SCA AHN JV Holdings II, LLC	Ownership	50.994	UnitedHealth Group Incorporated	NO	
		00000	20-5071967				Physicians' Medical Center, LLC	IN	NIA	SCA-Downey, LLC	Ownership	1.290	UnitedHealth Group Incorporated	NO	
		00000	20-5170962				Physicians' Surgery Center of Downey, LLC	CA	NIA	SCA-AppleCare Partners, LLC	Ownership	59.998	UnitedHealth Group Incorporated	NO	
		00000	20-5170962				Physicians' Surgery Center of Downey, LLC	CA	NIA	Physician(s) Owned	Influence	0.000	UnitedHealth Group Incorporated	NO	1
		00000	87-3931756				Pilot Holdings, P.C.	CA	NIA	SCA Pinnacle Holdings, LLC	Ownership	100.000	UnitedHealth Group Incorporated	NO	
		00000	84-1498816				Pinnacle III, LLC	CO	NIA	Pilot Holdings, P.C.	Ownership	100.000	UnitedHealth Group Incorporated	NO	1
		00000	33-0795271				Pinnacle Medical Group, Inc.	CA	NIA	Santos Administração e Participações S.A.	Ownership	25.140	UnitedHealth Group Incorporated	NO	
		00000	98-1388873				Plano de Saúde Ana Costa Ltda.	BRA	NIA	Anil Assistência Médica Internacional S.A.	Ownership	74.860	UnitedHealth Group Incorporated	NO	
		00000	98-1388873				Plano de Saúde Ana Costa Ltda.	BRA	NIA	Plus One Health Management Puerto Rico, Inc.	Ownership	100.000	UnitedHealth Group Incorporated	NO	
		00000	66-0742844				Plus One Holdings, Inc.	PRI	NIA	OptumHealth Care Solutions, LLC	Ownership	100.000	UnitedHealth Group Incorporated	NO	
		00000	13-3613705				PMI Acquisition, LLC	DE	NIA	Progressive Enterprises Holdings, Inc.	Ownership	100.000	UnitedHealth Group Incorporated	NO	
		00000	80-0670247				PMSI Holdings, LLC	DE	NIA	Progressive Enterprises Holdings, Inc.	Ownership	100.000	UnitedHealth Group Incorporated	NO	
		00000	26-3148744				PMSI Holdings, LLC	DE	NIA	PMSI Holdings, LLC	Ownership	100.000	UnitedHealth Group Incorporated	NO	
		00000	59-3166848				PMSI Settlement Solutions, LLC	FL	NIA	PMSI Holdings, LLC	Ownership	100.000	UnitedHealth Group Incorporated	NO	
		00000	56-2422696				PMSI, LLC	FL	NIA	PMSI Holdings, LLC	Ownership	100.000	UnitedHealth Group Incorporated	NO	

ANNUAL STATEMENT FOR THE YEAR 2022 OF THE UnitedHealthcare of Arkansas, Inc.

SCHEDULE Y
PART 1A - DETAIL OF INSURANCE HOLDING COMPANY SYSTEM

1	2	3	4	5	6	7	8	9	10	11	12	13	14	15	16
Group Code	Group Name	NAIC Company Code	ID Number	Federal RSSD	CIK	Name of Securities Exchange if Publicly Traded (U.S. or International)	Names of Parent, Subsidiaries Or Affiliates	Domiciliary Location	Relationship to Reporting Entity	Directly Controlled by (Name of Entity/Person)	Type of Control (Ownership, Board, Management, Attorney-in-Fact, Influence, Other)	If Control is Ownership Provide Percentage	Ultimate Controlling Entity(ies)/Person(s)	Is an SCA Filing Required? (Yes/No)	*
		00000	98-1083164				Polar II Fundo de Investimento em Participações Multiestratégia	..BRA	..NIA	UnitedHealthcare International IV S.á r.l.	Ownership	100.000	UnitedHealth Group Incorporated	..NO	
		00000	47-5563848				Polo Holdco, LLC	..DE	..NIA	Collaborative Care Holdings, LLC	Ownership	100.000	UnitedHealth Group Incorporated	..NO	
		00000	83-3042027				Polyclinic Holdings, P.C.	..WA	..NIA	Physician(s) Owned	Influence	0.000	UnitedHealth Group Incorporated	..NO	1
		00000	46-0508606				POLYCLINIC MANAGEMENT SERVICES COMPANY, LLC	..WA	..NIA	The Polyclinic, PLLC	Ownership	100.000	UnitedHealth Group Incorporated	..NO	1
		00000	46-5415205				POMCO Network, Inc.	..NY	..NIA	POMCO, Inc.	Ownership	100.000	UnitedHealth Group Incorporated	..NO	
		00000	15-0581348				POMCO, Inc.	..NY	..NIA	UMR, Inc.	Ownership	100.000	UnitedHealth Group Incorporated	..NO	
		00000	33-0261822				Pomerado Outpatient Surgical Center, Inc.	..CA	..NIA	ASC Network, LLC	Ownership	100.000	UnitedHealth Group Incorporated	..NO	
		00000	33-0752699				Pomerado Outpatient Surgical Center, L.P.	..CA	..NIA	Pomerado Outpatient Surgical Center, Inc.	Ownership	66.750	UnitedHealth Group Incorporated	..NO	
		00000	30-0844501				Post-Acute Care Center for Research, LLC	..DE	..NIA	naviHealth, Inc.	Ownership	100.000	UnitedHealth Group Incorporated	..NO	
		00000	27-1454121				PPH Holdings, LLC	..DE	..NIA	Practice Partners in Healthcare, LLC	Ownership	100.000	UnitedHealth Group Incorporated	..NO	
		00000	24-1453981				PPH Management Company, L.L.C.	..DE	..NIA	Practice Partners in Healthcare, LLC	Ownership	100.000	UnitedHealth Group Incorporated	..NO	
		00000	26-4490039				PPH-Columbia, Inc.	..DE	..NIA	Practice Partners in Healthcare, LLC	Ownership	100.000	UnitedHealth Group Incorporated	..NO	
		00000	26-4489980				PPH-Gardendale, Inc.	..DE	..NIA	Practice Partners in Healthcare, LLC	Ownership	100.000	UnitedHealth Group Incorporated	..NO	
		00000	76-0770414				Practice Partners in Healthcare, LLC	..DE	..NIA	SCA-Practice Partners Holdings, LLC	Ownership	100.000	UnitedHealth Group Incorporated	..NO	
.0707	UnitedHealth Group Incorporated	12756	20-3391186				Preferred Care Network of Florida, Inc.	..FL	..IA	United HealthCare Services, Inc.	Ownership	100.000	UnitedHealth Group Incorporated	..NO	
.0707	UnitedHealth Group Incorporated	12155	01-0788576				Preferred Care Network, Inc.	..FL	..IA	United HealthCare Services, Inc.	Ownership	100.000	UnitedHealth Group Incorporated	..NO	
.0707	UnitedHealth Group Incorporated	00000	65-0683927				Preferred Care Partners Holding, Corp.	..FL	..NIA	United HealthCare Services, Inc.	Ownership	100.000	UnitedHealth Group Incorporated	..NO	
		11176	65-0885893				Preferred Care Partners, Inc.	..FL	..IA	Preferred Care Partners Holding, Corp.	Ownership	100.000	UnitedHealth Group Incorporated	..NO	
		00000	41-1846481				PreferredOne Administrative Services, Inc.	..MN	..NIA	United HealthCare Services, Inc.	Ownership	100.000	UnitedHealth Group Incorporated	..NO	
.0707	UnitedHealth Group Incorporated	11817	81-0625135				PreferredOne Insurance Company	..MN	..IA	PreferredOne Administrative Services, Inc.	Ownership	100.000	UnitedHealth Group Incorporated	..NO	
		00000	75-3265059				Premier Choice ACO, Inc.	..CA	..NIA	PrimeCare Medical Network, Inc.	Ownership	100.000	UnitedHealth Group Incorporated	..NO	
		00000	20-1499748				Premier Medical Resources, LLC	..DE	..NIA	Unity Health Network, LLC	Ownership	100.000	UnitedHealth Group Incorporated	..NO	
		00000	72-1378216				Premier Surgery Center of Louisville, L.P.	..TN	..NIA	SCA Premier Surgery Center of Louisville, LLC	Ownership	51.000	UnitedHealth Group Incorporated	..NO	
		00000	88-2935371				Prevention Healthcare Holdings, LLC	..DE	..NIA	RVO Health, LLC	Ownership	100.000	UnitedHealth Group Incorporated	..NO	
		00000	33-0527335				Primary Care Associated Medical Group, Inc.	..CA	..NIA	NAMM Medical Group Holdings, Inc.	Ownership	100.000	UnitedHealth Group Incorporated	..NO	1
		00000	88-0253112				Prime Health, Inc.	..NV	..NIA	Sierra Health Services, Inc.	Ownership	100.000	UnitedHealth Group Incorporated	..NO	
		00000	33-0607478				PrimeCare Medical Network, Inc.	..CA	..NIA	NAMM Holdings, Inc.	Ownership	100.000	UnitedHealth Group Incorporated	..NO	
		00000	87-0757397				PrimeCare of Citrus Valley, Inc.	..CA	..NIA	PrimeCare Medical Network, Inc.	Ownership	80.000	UnitedHealth Group Incorporated	..NO	
		00000	33-0674407				PrimeCare of Corona, Inc.	..CA	..NIA	PrimeCare Medical Network, Inc.	Ownership	100.000	UnitedHealth Group Incorporated	..NO	
		00000	33-0674401				PrimeCare of Hemet Valley, Inc.	..CA	..NIA	PrimeCare Medical Network, Inc.	Ownership	100.000	UnitedHealth Group Incorporated	..NO	
		00000	33-0674408				PrimeCare of Inland Valley, Inc.	..CA	..NIA	PrimeCare Medical Network, Inc.	Ownership	100.000	UnitedHealth Group Incorporated	..NO	
		00000	33-0674402				PrimeCare of Moreno Valley, Inc.	..CA	..NIA	PrimeCare Medical Network, Inc.	Ownership	100.000	UnitedHealth Group Incorporated	..NO	
		00000	33-0674400				PrimeCare of Redlands, Inc.	..CA	..NIA	PrimeCare Medical Network, Inc.	Ownership	100.000	UnitedHealth Group Incorporated	..NO	
		00000	33-0674404				PrimeCare of Riverside, Inc.	..CA	..NIA	PrimeCare Medical Network, Inc.	Ownership	100.000	UnitedHealth Group Incorporated	..NO	
		00000	14-1915328				PrimeCare of San Bernardino, Inc.	..CA	..NIA	PrimeCare Medical Network, Inc.	Ownership	100.000	UnitedHealth Group Incorporated	..NO	
		00000	33-0698439				PrimeCare of Sun City, Inc.	..CA	..NIA	PrimeCare Medical Network, Inc.	Ownership	100.000	UnitedHealth Group Incorporated	..NO	
		00000	33-0674409				PrimeCare of Temecula, Inc.	..CA	..NIA	PrimeCare Medical Network, Inc.	Ownership	100.000	UnitedHealth Group Incorporated	..NO	
		00000	14-1873402				Procura Management, Inc.	..DE	..NIA	Healthcare Solutions, Inc.	Ownership	100.000	UnitedHealth Group Incorporated	..NO	
		00000	27-4371197				Progressive Enterprises Holdings, Inc.	..DE	..NIA	OptumRx, Inc.	Ownership	100.000	UnitedHealth Group Incorporated	..NO	
		00000	31-1192384				Progressive Medical, LLC	..OH	..NIA	PMI Acquisition, LLC	Ownership	100.000	UnitedHealth Group Incorporated	..NO	
		00000	45-4469117				ProHEALTH Accountable Care Medical Group, PLLC	..NY	..NIA	ProHEALTH Care Associates, L.L.P.	Ownership	100.000	UnitedHealth Group Incorporated	..NO	1
		00000	11-3447394				ProHEALTH Ambulatory Surgery Center, Inc.	..NY	..NIA	Physician(s) Owned	Influence	0.000	UnitedHealth Group Incorporated	..NO	1
		00000	47-5656253				ProHEALTH Care Associates of New Jersey LLP	..NJ	..NIA	Physician(s) Owned	Influence	0.000	UnitedHealth Group Incorporated	..NO	1
		00000	11-3355604				ProHEALTH Care Associates, L.L.P.	..NY	..NIA	ProHEALTH Medical NY, P.C.	Ownership	51.000	UnitedHealth Group Incorporated	..NO	1
		00000	47-1049961				ProHEALTH Medical Management, LLC	..DE	..NIA	Collaborative Care Holdings, LLC	Ownership	100.000	UnitedHealth Group Incorporated	..NO	

ANNUAL STATEMENT FOR THE YEAR 2022 OF THE UnitedHealthcare of Arkansas, Inc.

SCHEDULE Y
PART 1A - DETAIL OF INSURANCE HOLDING COMPANY SYSTEM

1	2	3	4	5	6	7	8	9	10	11	12	13	14	15	16
Group Code	Group Name	NAIC Company Code	ID Number	Federal RSSD	CIK	Name of Securities Exchange if Publicly Traded (U.S. or International)	Names of Parent, Subsidiaries Or Affiliates	Domi-ciliary Location	Relation-ship to Reporting Entity	Directly Controlled by (Name of Entity/Person)	Type of Control (Ownership, Board, Management, Attorney-in-Fact, Influence, Other)	If Control is Ownership Provide Percentage	Ultimate Controlling Entity(ies)/Person(s)	Is an SCA Filing Re-quired? (Yes/No)	*
		00000	47-1388406				ProHEALTH Medical NY, P.C.	..NY.....	..NIA.....	Physician(s) Owned	Influence.....	0.000	UnitedHealth Group Incorporated	..NO.....	1
		00000	45-5470737				ProHealth Physicians ACO, LLC	..CT.....	..NIA.....	ProHealth Physicians, Inc.	Ownership.....	100.000	UnitedHealth Group Incorporated	..NO.....	
		00000	06-1446075				ProHealth Physicians, Inc.	..CT.....	..NIA.....	Polo Holdco, LLC	Ownership.....	100.000	UnitedHealth Group Incorporated	..NO.....	
		00000	06-1469068				ProHealth Physicians, P.C.	..CT.....	..NIA.....	Physician(s) Owned	Influence.....	0.000	UnitedHealth Group Incorporated	..NO.....	1
		00000	32-0455430				ProHealth Proton Center Management, LLC	..DE.....	..NIA.....	ProHEALTH Medical Management, LLC	Ownership.....	100.000	UnitedHealth Group Incorporated	..NO.....	
		00000	47-5661535				ProHEALTH Urgent Care Medicine of New Jersey LLP	..NJ.....	..NIA.....	Physician(s) Owned	Influence.....	0.000	UnitedHealth Group Incorporated	..NO.....	1
		00000	46-1883579				ProHEALTH Urgent Care Medicine, PLLC	..NY.....	..NIA.....	ProHEALTH Care Associates, L.L.P.	Ownership.....	100.000	UnitedHealth Group Incorporated	..NO.....	1
		00000					ProHealth/CareMount Dental Management, LLC	..NY.....	..NIA.....	CareMount Dental Member, LLC	Ownership.....	46.000	UnitedHealth Group Incorporated	..NO.....	2
		00000					Promotora Country S.A.	..COL.....	..NIA.....	Banmedica S.A.	Ownership.....	50.000	UnitedHealth Group Incorporated	..NO.....	
		00000	22-3493126				Pronounced Health Solutions, Inc.	..DE.....	..NIA.....	My Wellness Solutions, LLC	Ownership.....	100.000	UnitedHealth Group Incorporated	..NO.....	
		00000	98-1444638				Prosemedic S.A.C.	..PER.....	..NIA.....	Pacifico S.A. Entidad Prestadora de Salud	Ownership.....	80.000	UnitedHealth Group Incorporated	..NO.....	
		00000	87-3489454				Prospero Benefits Management, LLC	..DE.....	..NIA.....	Prospero Management Services, LLC	Ownership.....	100.000	UnitedHealth Group Incorporated	..NO.....	
		00000	87-3494611				Prospero Care Management, LLC	..DE.....	..NIA.....	Prospero Management Services, LLC	Ownership.....	100.000	UnitedHealth Group Incorporated	..NO.....	
		00000	85-0775386				Prospero Health Partners Florida, Inc.	..FL.....	..NIA.....	Physician(s) Owned	Influence.....	0.000	UnitedHealth Group Incorporated	..NO.....	1
		00000	82-2400620				Prospero Health Partners New York, P.C.	..NY.....	..NIA.....	Physician(s) Owned	Influence.....	0.000	UnitedHealth Group Incorporated	..NO.....	1
		00000					Prospero Health Partners North Carolina, P.C.	..NC.....	..NIA.....	Physician(s) Owned	Influence.....	0.000	UnitedHealth Group Incorporated	..NO.....	1
		00000	84-4569314				Prospero Health Partners, P.C.	..MN.....	..NIA.....	Physician(s) Owned	Influence.....	0.000	UnitedHealth Group Incorporated	..NO.....	1
		00000	83-4217561				Prospero Management Services, LLC	..DE.....	..NIA.....	Optum Growth Partners, LLC	Ownership.....	100.000	UnitedHealth Group Incorporated	..NO.....	
		00000	84-3844362				Prospero Medical Services New Jersey, P.C.	..NJ.....	..NIA.....	Physician(s) Owned	Influence.....	0.000	UnitedHealth Group Incorporated	..NO.....	1
		00000	87-2406404				Prospero Medical Services, P.A.	..FL.....	..NIA.....	Physician(s) Owned	Influence.....	0.000	UnitedHealth Group Incorporated	..NO.....	1
		00000	82-3765555				Providence & SCA Off-Campus Holdings, LLC	..DE.....	..NIA.....	SCA-Portland, LLC	Ownership.....	40.000	UnitedHealth Group Incorporated	..NO.....	2
		00000	82-3270499				Providence & SCA On-Campus Holdings, LLC	..DE.....	..NIA.....	SCA-Portland, LLC	Ownership.....	20.000	UnitedHealth Group Incorporated	..NO.....	2
		00000	85-0921665				Psychiatry Services of New York, P.C.	..NY.....	..NIA.....	Physician(s) Owned	Influence.....	0.000	UnitedHealth Group Incorporated	..NO.....	1
		00000	27-3409538				Psychiatry Specialists Inc.	..IL.....	..NIA.....	Physician(s) Owned	Influence.....	0.000	UnitedHealth Group Incorporated	..NO.....	1
		00000	16-1484552				Psychological Healthcare, PLLC	..NY.....	..NIA.....	Physician(s) Owned	Influence.....	0.000	UnitedHealth Group Incorporated	..NO.....	1
		00000	81-4500429				Pulse Platform, LLC	..DE.....	..NIA.....	Rally Health, Inc.	Ownership.....	100.000	UnitedHealth Group Incorporated	..NO.....	
		00000	46-3901920				QoL Acquisition Holdings Corp.	..DE.....	..NIA.....	Genoa Healthcare, Inc.	Ownership.....	100.000	UnitedHealth Group Incorporated	..NO.....	
		00000	62-1804707				R Cubed, Inc.	..TN.....	..NIA.....	naviHealth SM Holdings, Inc.	Ownership.....	100.000	UnitedHealth Group Incorporated	..NO.....	
		00000	35-2493256				Rally Health, Inc.	..DE.....	..NIA.....	Optum Digital Health Holdings, LLC	Ownership.....	100.000	UnitedHealth Group Incorporated	..NO.....	
		00000	80-0947972				Real Appeal, LLC	..DE.....	..NIA.....	RVO Health, LLC	Ownership.....	100.000	UnitedHealth Group Incorporated	..NO.....	
		00000	20-0785644				Red Oak Counseling, Ltd.	..WI.....	..NIA.....	Physician(s) Owned	Influence.....	0.000	UnitedHealth Group Incorporated	..NO.....	1
		00000	94-3115625				Redlands Ambulatory Surgery Center	..CA.....	..NIA.....	Redlands-SCA Surgery Centers, Inc.	Ownership.....	54.000	UnitedHealth Group Incorporated	..NO.....	
		00000					Redlands Family Practice Medical Group, Inc.	..CA.....	..NIA.....	Physician(s) Owned	Influence.....	0.000	UnitedHealth Group Incorporated	..NO.....	1
		00000	56-2627067				Redlands-SCA Surgery Centers, Inc.	..CA.....	..NIA.....	SC Affiliates, LLC	Ownership.....	100.000	UnitedHealth Group Incorporated	..NO.....	
		00000	94-3115627				Refresh Canopy Cove, Inc.	..FL.....	..NIA.....	Physician(s) Owned	Influence.....	0.000	UnitedHealth Group Incorporated	..NO.....	1
		00000	82-3603285				Refresh Centers, Inc.	..IN.....	..NIA.....	Physician(s) Owned	Influence.....	0.000	UnitedHealth Group Incorporated	..NO.....	1
		00000	30-0358493				Refresh Centers, Inc.	..IN.....	..NIA.....	Physician(s) Owned	Influence.....	0.000	UnitedHealth Group Incorporated	..NO.....	1
		00000	84-2663780				Refresh Connecticut LLC	..CT.....	..NIA.....	Physician(s) Owned	Influence.....	0.000	UnitedHealth Group Incorporated	..NO.....	1
		00000	83-4507157				Refresh Evolve, LLC	..WI.....	..NIA.....	Physician(s) Owned	Influence.....	0.000	UnitedHealth Group Incorporated	..NO.....	1
		00000	82-5351068				Refresh In-Home Counseling LLC	..IL.....	..NIA.....	Physician(s) Owned	Influence.....	0.000	UnitedHealth Group Incorporated	..NO.....	1
		00000	82-1945667				Refresh Intermediate Holdings, Inc.	..DE.....	..NIA.....	Refresh Parent Holdings, Inc.	Ownership.....	100.000	UnitedHealth Group Incorporated	..NO.....	
		00000	83-3883510				Refresh Kentucky, PLLC	..KY.....	..NIA.....	Refresh Mental Health, Inc.	Ownership.....	100.000	UnitedHealth Group Incorporated	..NO.....	
		00000	47-4241017				Refresh Management, LLC	..DE.....	..NIA.....	Refresh Mental Health, Inc.	Ownership.....	100.000	UnitedHealth Group Incorporated	..NO.....	
		00000	82-1945238				Refresh Mental Health, Inc.	..DE.....	..NIA.....	Refresh Intermediate Holdings, Inc.	Ownership.....	100.000	UnitedHealth Group Incorporated	..NO.....	
		00000	83-0697837				Refresh New Jersey Psych Health LLC	..NJ.....	..NIA.....	Refresh Mental Health, Inc.	Ownership.....	100.000	UnitedHealth Group Incorporated	..NO.....	
		00000	82-1945585				Refresh Parent Holdings, Inc.	..DE.....	..NIA.....	Restore OMH Holdings, Inc.	Ownership.....	100.000	UnitedHealth Group Incorporated	..NO.....	

ANNUAL STATEMENT FOR THE YEAR 2022 OF THE UnitedHealthcare of Arkansas, Inc.

SCHEDULE Y
PART 1A - DETAIL OF INSURANCE HOLDING COMPANY SYSTEM

1	2	3	4	5	6	7	8	9	10	11	12	13	14	15	16
Group Code	Group Name	NAIC Company Code	ID Number	Federal RSSD	CIK	Name of Securities Exchange if Publicly Traded (U.S. or International)	Names of Parent, Subsidiaries Or Affiliates	Domi-ciliary Location	Relation-ship to Reporting Entity	Directly Controlled by (Name of Entity/Person)	Type of Control (Ownership, Board, Management, Attorney-in-Fact, Influence, Other)	If Control is Ownership Provide Percentage	Ultimate Controlling Entity(ies)/Person(s)	Is an SCA Filing Re-quired? (Yes/No)	*
		00000	84-1756547				Refresh Pennsylvania, LLC	PA	NIA	Physician(s) Owned	Influence	0.000	UnitedHealth Group Incorporated	NO	1
		00000	20-5251393				Reliant Medical Group The Endoscopy Center, LLC	MA	NIA	Reliant Medical Group, Inc.	Ownership	100.000	UnitedHealth Group Incorporated	NO	1
		00000	04-2472266				Reliant Medical Group, Inc.	MA	NIA	Physician(s) Owned	Influence	0.000	UnitedHealth Group Incorporated	NO	1
		00000	82-3745100				Reliant MSO, LLC	DE	NIA	Collaborative Care Holdings, LLC	Ownership	100.000	UnitedHealth Group Incorporated	NO	
		00000	46-0558032				Research Surgical Center LLC	CO	NIA	PPH Holdings, LLC	Ownership	51.000	UnitedHealth Group Incorporated	NO	
		00000	86-2957267				Restore OMH Holdings, Inc.	DE	NIA	Restore OMH Intermediate Holdings, Inc.	Ownership	100.000	UnitedHealth Group Incorporated	NO	
		00000	86-2955057				Restore OMH Intermediate Holdings, Inc.	DE	NIA	OptumHealth Holdings, LLC	Ownership	100.000	UnitedHealth Group Incorporated	NO	
		00000	46-0758315				River Valley ASC, LLC	CT	NIA	SCA-River Valley, LLC	Ownership	59.957	UnitedHealth Group Incorporated	NO	2
		00000	33-0055097				Riverside Community Healthplan Medical Group, Inc.	CA	NIA	NAMM Medical Group Holdings, Inc.	Ownership	100.000	UnitedHealth Group Incorporated	NO	1
		00000	26-2780183				Riverside Corporate Wellness, LLC	WI	NIA	United HealthCare Services, Inc.	Ownership	50.000	UnitedHealth Group Incorporated	NO	
		00000	20-3420379				Riverside Electronic Healthcare Resources, Inc.	CA	NIA	Riverside Community Healthplan Medical Group, Inc.	Ownership	100.000	UnitedHealth Group Incorporated	NO	1
		00000	32-0500242				Riverside Medical Management, LLC	DE	NIA	ProHEALTH Medical Management, LLC	Ownership	100.000	UnitedHealth Group Incorporated	NO	
		00000	83-2735771				Riverside Surgical Center of Meadowlands, LLC	NJ	NIA	SCA-Riverside Partners, LLC	Ownership	73.000	UnitedHealth Group Incorporated	NO	
		00000	83-2722082				Riverside Surgical Center of Newark, LLC	NJ	NIA	SCA-Riverside Partners, LLC	Ownership	99.000	UnitedHealth Group Incorporated	NO	
		00000	83-2722082				Riverside Surgical Center of Newark, LLC	NJ	NIA	Endoscopy Center Affiliates, Inc.	Ownership	1.000	UnitedHealth Group Incorporated	NO	
		00000	86-0857176				Robert B. McBeath, M.D. II, P.C.	NV	NIA	Physician(s) Owned	Influence	0.000	UnitedHealth Group Incorporated	NO	1
		00000	46-2662506				Robert B. McBeath, M.D. III, P.C.	NV	NIA	Robert B. McBeath, M.D. II, P.C.	Ownership	100.000	UnitedHealth Group Incorporated	NO	1
		00000	88-0310956				Robert B. McBeath, M.D., Professional Corporation	NV	NIA	Physician(s) Owned	Influence	0.000	UnitedHealth Group Incorporated	NO	1
		00000	04-3713185				Rockville Eye Surgery Center, LLC	MD	NIA	SCA Palisades Holdings, LLC	Ownership	63.715	UnitedHealth Group Incorporated	NO	
		00000	84-0614905				Rocky Mountain Health Maintenance Organization, Incorporated	CO	IA	United HealthCare Services, Inc.	Ownership	100.000	UnitedHealth Group Incorporated	NO	
0707	UnitedHealth Group Incorporated	95482	37-1832312				Rush Oak Brook Surgery Center, LLC	IL	NIA	SCA Rush Oak Brook Holdings, LLC	Ownership	10.000	UnitedHealth Group Incorporated	NO	2
		00000	88-1570490				RVO Health, LLC	DE	NIA	Solaris JV Holdings, Inc.	Ownership	17.173	UnitedHealth Group Incorporated	NO	
		00000	88-1570490				RVO Health, LLC	DE	NIA	United HealthCare Services, Inc.	Ownership	32.836	UnitedHealth Group Incorporated	NO	
		00000					RX Ricardo Campos Ltda.	BRA	NIA	Esho - Empresa de Serviços Hospitalares S.A.	Ownership	100.000	UnitedHealth Group Incorporated	NO	
		00000	77-0398259				Saad A. Shakir, M.D., Inc.	CA	NIA	Physician(s) Owned	Influence	0.000	UnitedHealth Group Incorporated	NO	1
		00000	83-0521940				Sacred Heart ASC, LLC	FL	NIA	SVHS-SCA Florida JV, LLC	Ownership	61.125	UnitedHealth Group Incorporated	NO	2
		00000					Saden S.A.	CHL	NIA	Clínica Dávila y Servicios Médicos S.p.A.	Ownership	0.077	UnitedHealth Group Incorporated	NO	
		00000					Saden S.A.	CHL	NIA	Banmédica S.A.	Ownership	99.923	UnitedHealth Group Incorporated	NO	
		00000	85-2734753				Salem JV Holdings, LLC	DE	NIA	Surgicare of Salem, LLC	Ownership	51.000	UnitedHealth Group Incorporated	NO	
		00000	74-2462470				Salem Surgery Center, LLC	OR	NIA	Salem JV Holdings, LLC	Ownership	51.000	UnitedHealth Group Incorporated	NO	
		00000	45-2219585				Salveo Specialty Pharmacy, Inc.	DE	NIA	OptumRx Administrative Services, LLC	Ownership	100.000	UnitedHealth Group Incorporated	NO	
		00000					San Bernardino Medical Group, Inc.	CA	NIA	NAMM Medical Group Holdings, Inc.	Ownership	100.000	UnitedHealth Group Incorporated	NO	1
		00000	77-0322251				San Diego Endoscopy Center	CA	NIA	Endoscopy Center Affiliates, Inc.	Ownership	35.000	UnitedHealth Group Incorporated	NO	2
		00000	27-3787593				Sand Lake SurgiCenter, LLC	FL	NIA	SCA-Sand Lake, LLC	Ownership	51.455	UnitedHealth Group Incorporated	NO	
		00000	27-3787593				Sand Lake SurgiCenter, LLC	FL	NIA	SC Affiliates, LLC	Ownership	5.363	UnitedHealth Group Incorporated	NO	
		00000					Santa Helena Assistência Médica S.A.	BRA	NIA	Elual Participações S.A.	Ownership	14.377	UnitedHealth Group Incorporated	NO	
		00000					Santa Helena Assistência Médica S.A.	BRA	NIA	Anil Assistência Médica Internacional S.A.	Ownership	85.623	UnitedHealth Group Incorporated	NO	
		00000					Santos Administração e Participações S.A.	BRA	NIA	Anil Assistência Médica Internacional S.A.	Ownership	100.000	UnitedHealth Group Incorporated	NO	
		00000	85-0666386				Sanvello Behavioral Health Services of New Jersey, P.C.	NJ	NIA	Physician(s) Owned	Influence	0.000	UnitedHealth Group Incorporated	NO	1

ANNUAL STATEMENT FOR THE YEAR 2022 OF THE UnitedHealthcare of Arkansas, Inc.

SCHEDULE Y
PART 1A - DETAIL OF INSURANCE HOLDING COMPANY SYSTEM

1	2	3	4	5	6	7	8	9	10	11	12	13	14	15	16
Group Code	Group Name	NAIC Company Code	ID Number	Federal RSSD	CIK	Name of Securities Exchange if Publicly Traded (U.S. or International)	Names of Parent, Subsidiaries Or Affiliates	Domiciliary Location	Relationship to Reporting Entity	Directly Controlled by (Name of Entity/Person)	Type of Control (Ownership, Board, Management, Attorney-in-Fact, Influence, Other)	If Control is Ownership Provide Percentage	Ultimate Controlling Entity(ies)/Person(s)	Is an SCA Filing Required? (Yes/No)	*
		00000	85-1959641				Sanvello Behavioral Health Services of North Carolina, P.C.	NC	NIA	Physician(s) Owned	Influence	0.000	UnitedHealth Group Incorporated	NO	1
		00000	84-3152209				Sanvello Behavioral Health Services of Texas, P.A.	TX	NIA	Physician(s) Owned	Influence	0.000	UnitedHealth Group Incorporated	NO	1
		00000	84-1754732				Sanvello Behavioral Health Services, P.A.	DE	NIA	Physician(s) Owned	Influence	0.000	UnitedHealth Group Incorporated	NO	1
		00000	83-3057919				Sanvello Health Holdings, LLC	DE	NIA	OptumHealth Holdings, LLC	Ownership	100.000	UnitedHealth Group Incorporated	NO	
		00000	47-1920345				Sanvello Health Inc.	DE	NIA	OptumHealth Holdings, LLC	Ownership	14.750	UnitedHealth Group Incorporated	NO	
		00000	62-1149229				Saris Counseling, LLC	WI	NIA	Refresh Evolve, LLC	Ownership	100.000	UnitedHealth Group Incorporated	NO	1
		00000	88-4253145				SCA AHN JV Holdings II, LLC	DE	NIA	SC Affiliates, LLC	Ownership	51.000	UnitedHealth Group Incorporated	NO	
		00000	86-1452226				SCA AHN JV Holdings, LLC	DE	NIA	SCA ESSC Holdings, LLC	Ownership	51.000	UnitedHealth Group Incorporated	NO	
		00000	92-0080881				SCA Alaska Surgery Center, Inc.	AK	NIA	SC Affiliates, LLC	Ownership	100.000	UnitedHealth Group Incorporated	NO	
		00000	47-5014406				SCA Austin Holdings, LLC	DE	NIA	SC Affiliates, LLC	Ownership	100.000	UnitedHealth Group Incorporated	NO	
		00000	47-5051685				SCA Austin Medical Center Holdings, LLC	DE	NIA	SCA Austin Holdings, LLC	Ownership	100.000	UnitedHealth Group Incorporated	NO	
		00000	87-2651443				SCA Aventura Holdings, LLC	DE	NIA	SC Affiliates, LLC	Ownership	96.078	UnitedHealth Group Incorporated	NO	
		00000	85-2723465				SCA Avon Holdings, LLC	DE	NIA	SC Affiliates, LLC	Ownership	100.000	UnitedHealth Group Incorporated	NO	
		00000	45-4230864				SCA Bloomfield Holdings, LLC	DE	NIA	SC Affiliates, LLC	Ownership	100.000	UnitedHealth Group Incorporated	NO	
		00000	45-4230864				SCA BOSC Holdings, LLC	DE	NIA	SunSurgery, LLC	Ownership	25.000	UnitedHealth Group Incorporated	NO	
		00000	45-4230864				SCA BOSC Holdings, LLC	DE	NIA	Surgery Center Holding, LLC	Ownership	25.000	UnitedHealth Group Incorporated	NO	
		00000	45-4230864				SCA BOSC Holdings, LLC	DE	NIA	National Surgery Centers, LLC	Ownership	25.000	UnitedHealth Group Incorporated	NO	
		00000	45-4230864				SCA BOSC Holdings, LLC	DE	NIA	SC Affiliates, LLC	Ownership	25.000	UnitedHealth Group Incorporated	NO	
		00000	47-5030792				SCA Cedar Park Holdings, LLC	DE	NIA	SCA Austin Holdings, LLC	Ownership	100.000	UnitedHealth Group Incorporated	NO	
		00000	84-4338108				SCA Clifton, LLC	DE	NIA	SC Affiliates, LLC	Ownership	100.000	UnitedHealth Group Incorporated	NO	
		00000	87-2738960				SCA Colorado Springs Holdings, LLC	DE	NIA	SC Affiliates, LLC	Ownership	100.000	UnitedHealth Group Incorporated	NO	
		00000	85-4043847				SCA Cottonwood Holdings, LLC	DE	NIA	SC Affiliates, LLC	Ownership	100.000	UnitedHealth Group Incorporated	NO	
		00000	04-3170801				SCA Danbury Surgical Center, LLC	DE	NIA	SunSurgery, LLC	Ownership	52.068	UnitedHealth Group Incorporated	NO	
		00000	85-2019401				SCA Denver Holdings, LLC	DE	NIA	SC Affiliates, LLC	Ownership	100.000	UnitedHealth Group Incorporated	NO	
		00000	62-1535981				SCA Development, LLC	DE	NIA	SC Affiliates, LLC	Ownership	100.000	UnitedHealth Group Incorporated	NO	
		00000	85-3450755				SCA Duluth Holdings, LLC	DE	NIA	SC Affiliates, LLC	Ownership	100.000	UnitedHealth Group Incorporated	NO	
		00000	86-1889923				SCA Duncanville Holdings, LLC	DE	NIA	SC Affiliates, LLC	Ownership	100.000	UnitedHealth Group Incorporated	NO	
		00000	86-1855507				SCA Duncanville MSO, LLC	TX	NIA	SCA Duncanville Holdings, LLC	Ownership	51.000	UnitedHealth Group Incorporated	NO	
		00000	88-3055298				SCA East Bay Holdings, LLC	DE	NIA	SC Affiliates, LLC	Ownership	100.000	UnitedHealth Group Incorporated	NO	
		00000	92-1363019				SCA eCode Solutions Private Limited	IND	NIA	eCode Solutions, LLC	Ownership	100.000	UnitedHealth Group Incorporated	NO	
		00000	86-3781364				SCA Englewood Health Holdings, LLC	DE	NIA	SC Affiliates, LLC	Ownership	100.000	UnitedHealth Group Incorporated	NO	
		00000	86-1452517				SCA Englewood Holdings, LLC	DE	NIA	SC Affiliates, LLC	Ownership	100.000	UnitedHealth Group Incorporated	NO	
		00000	85-2064446				SCA ESSC Holdings, LLC	DE	NIA	SC Affiliates, LLC	Ownership	100.000	UnitedHealth Group Incorporated	NO	
		00000	85-2064446				SCA Global One Holdings, LLC	DE	NIA	SC Affiliates, LLC	Ownership	100.000	UnitedHealth Group Incorporated	NO	
		00000	85-3472510				SCA Greenway Holdings, LLC	DE	NIA	SC Affiliates, LLC	Ownership	49.000	UnitedHealth Group Incorporated	NO	2
		00000	85-4003008				SCA Grove Creek Holdings, LLC	DE	NIA	SC Affiliates, LLC	Ownership	100.000	UnitedHealth Group Incorporated	NO	
		00000	85-2734387				SCA Guilford Holdings, LLC	DE	NIA	SC Affiliates, LLC	Ownership	100.000	UnitedHealth Group Incorporated	NO	
		00000	47-5064834				SCA Hays Holdings, LLC	DE	NIA	SCA Austin Holdings, LLC	Ownership	100.000	UnitedHealth Group Incorporated	NO	
		00000	88-2843226				SCA Health Anesthesia, LLC	DE	NIA	SC Affiliates, LLC	Ownership	100.000	UnitedHealth Group Incorporated	NO	
		00000	87-2408829				SCA Health Value Enterprise, LLC	DE	NIA	SC Affiliates, LLC	Ownership	100.000	UnitedHealth Group Incorporated	NO	
		00000	88-3477450				SCA Health, LLC	DE	NIA	SC Affiliates, LLC	Ownership	100.000	UnitedHealth Group Incorporated	NO	
		00000	83-2735871				SCA Heartland Holdings, LLC	DE	NIA	SC Affiliates, LLC	Ownership	100.000	UnitedHealth Group Incorporated	NO	
		00000	86-1735298				SCA High Point Holdings, LLC	DE	NIA	SC Affiliates, LLC	Ownership	100.000	UnitedHealth Group Incorporated	NO	
		00000	36-4869243				SCA HoldCo, Inc.	DE	NIA	Collaborative Care Holdings, LLC	Ownership	100.000	UnitedHealth Group Incorporated	NO	
		00000	27-1664837				SCA Holding Company, Inc.	DE	NIA	SCA Surgery Holdings, LLC	Ownership	100.000	UnitedHealth Group Incorporated	NO	
		00000	47-1256943				SCA Holdings, Inc.	CA	NIA	National Surgery Centers, LLC	Ownership	100.000	UnitedHealth Group Incorporated	NO	

ANNUAL STATEMENT FOR THE YEAR 2022 OF THE UnitedHealthcare of Arkansas, Inc.

SCHEDULE Y
PART 1A - DETAIL OF INSURANCE HOLDING COMPANY SYSTEM

1	2	3	4	5	6	7	8	9	10	11	12	13	14	15	16
Group Code	Group Name	NAIC Company Code	ID Number	Federal RSSD	CIK	Name of Securities Exchange if Publicly Traded (U.S. or International)	Names of Parent, Subsidiaries Or Affiliates	Domi-ciliary Location	Relation-ship to Reporting Entity	Directly Controlled by (Name of Entity/Person)	Type of Control (Ownership, Board, Management, Attorney-in-Fact, Influence, Other)	If Control is Ownership Provide Percentage	Ultimate Controlling Entity(ies)/Person(s)	Is an SCA Filing Re-quired? (Yes/No)	*
		00000					SCA Houston Holdings, LLC	DE	NIA	SC Affiliates, LLC	Ownership	100.000	UnitedHealth Group Incorporated	NO	
		00000	92-0627856				SCA HRH Holdings, LLC	DE	NIA	SC Affiliates, LLC	Ownership	100.000	UnitedHealth Group Incorporated	NO	
		00000	45-4240475				SCA IEC Holdings, LLC	DE	NIA	SC Affiliates, LLC	Ownership	25.000	UnitedHealth Group Incorporated	NO	
		00000	45-4240475				SCA IEC Holdings, LLC	DE	NIA	SunSurgery, LLC	Ownership	25.000	UnitedHealth Group Incorporated	NO	
		00000	45-4240475				SCA IEC Holdings, LLC	DE	NIA	Surgery Center Holding, LLC	Ownership	25.000	UnitedHealth Group Incorporated	NO	
		00000	45-4240475				SCA IEC Holdings, LLC	DE	NIA	National Surgery Centers, LLC	Ownership	25.000	UnitedHealth Group Incorporated	NO	
		00000	45-2684108				SCA Indiana Holdings, LLC	DE	NIA	SC Affiliates, LLC	Ownership	25.000	UnitedHealth Group Incorporated	NO	
		00000	45-2684108				SCA Indiana Holdings, LLC	DE	NIA	SunSurgery, LLC	Ownership	25.000	UnitedHealth Group Incorporated	NO	
		00000	45-2684108				SCA Indiana Holdings, LLC	DE	NIA	Surgery Center Holding, LLC	Ownership	25.000	UnitedHealth Group Incorporated	NO	
		00000	45-2684108				SCA Indiana Holdings, LLC	DE	NIA	National Surgery Centers, LLC	Ownership	25.000	UnitedHealth Group Incorporated	NO	
		00000	92-0859684				SCA Louisville, LLC	KY	NIA	SC Affiliates, LLC	Ownership	100.000	UnitedHealth Group Incorporated	NO	
		00000	85-2044403				SCA Lutheran Holdings, LLC	DE	NIA	SC Affiliates, LLC	Ownership	100.000	UnitedHealth Group Incorporated	NO	
		00000	85-3425387				SCA Maple Grove Holdings, LLC	DE	NIA	SC Affiliates, LLC	Ownership	49.000	UnitedHealth Group Incorporated	NO	2
		00000	85-2302375				SCA Mohawk Holdings, LLC	DE	NIA	SC Affiliates, LLC	Ownership	100.000	UnitedHealth Group Incorporated	NO	
		00000	87-3300578				SCA Murrells Inlet, LLC	DE	NIA	SC Affiliates, LLC	Ownership	100.000	UnitedHealth Group Incorporated	NO	
		00000	85-4043674				SCA Northern Utah Holdings, LLC	DE	NIA	SC Affiliates, LLC	Ownership	100.000	UnitedHealth Group Incorporated	NO	
		00000	85-2527319				SCA Northwest Holdings, LLC	DE	NIA	SC Affiliates, LLC	Ownership	100.000	UnitedHealth Group Incorporated	NO	
		00000	85-2065454				SCA Outside New Jersey, LLC	DE	NIA	SC Affiliates, LLC	Ownership	100.000	UnitedHealth Group Incorporated	NO	
		00000	27-1707364				SCA Pacific Holdings, Inc.	CA	NIA	SC Affiliates, LLC	Ownership	100.000	UnitedHealth Group Incorporated	NO	
		00000	87-2926385				SCA Pacific Surgery Holdings, LLC	DE	NIA	SC Affiliates, LLC	Ownership	100.000	UnitedHealth Group Incorporated	NO	
		00000	85-1370857				SCA Palisades Holdings, LLC	DE	NIA	SC Affiliates, LLC	Ownership	100.000	UnitedHealth Group Incorporated	NO	
		00000	46-1686425				SCA Pennsylvania Holdings, LLC	DE	NIA	Surgery Center Holding, LLC	Ownership	100.000	UnitedHealth Group Incorporated	NO	
		00000	85-0817999				SCA Pinnacle Holdings, LLC	DE	NIA	SC Affiliates, LLC	Ownership	100.000	UnitedHealth Group Incorporated	NO	
		00000					SCA Premier Surgery Center of Louisville, LLC	DE	NIA	SC Affiliates, LLC	Ownership	100.000	UnitedHealth Group Incorporated	NO	
		00000	72-1386840					DE	NIA	SC Affiliates, LLC	Ownership	100.000	UnitedHealth Group Incorporated	NO	
		00000					SCA Providence Holdings, LLC	DE	NIA	SC Affiliates, LLC	Ownership	100.000	UnitedHealth Group Incorporated	NO	
		00000	81-5211225				SCA Rockledge JV, LLC	DE	NIA	SCA-Merritt, LLC	Ownership	91.874	UnitedHealth Group Incorporated	NO	
		00000	81-5211225				SCA Rockledge JV, LLC	DE	NIA	Endoscopy Center Affiliates, Inc.	Ownership	1.000	UnitedHealth Group Incorporated	NO	
		00000	45-4252645				SCA ROCS Holdings, LLC	DE	NIA	SC Affiliates, LLC	Ownership	25.000	UnitedHealth Group Incorporated	NO	
		00000	45-4252645				SCA ROCS Holdings, LLC	DE	NIA	SunSurgery, LLC	Ownership	25.000	UnitedHealth Group Incorporated	NO	
		00000	45-4252645				SCA ROCS Holdings, LLC	DE	NIA	Surgery Center Holding, LLC	Ownership	25.000	UnitedHealth Group Incorporated	NO	
		00000	45-4252645				SCA ROCS Holdings, LLC	DE	NIA	National Surgery Centers, LLC	Ownership	25.000	UnitedHealth Group Incorporated	NO	
		00000	87-4302841				SCA Rush Oak Brook Holdings, LLC	DE	NIA	SC Affiliates, LLC	Ownership	100.000	UnitedHealth Group Incorporated	NO	
		00000	84-3689385				SCA Sage Medical MSO, LLC	DE	NIA	SCA Sage Medical, LLC	Ownership	26.000	UnitedHealth Group Incorporated	NO	2
		00000	84-3673924				SCA Sage Medical, LLC	DE	NIA	SC Affiliates, LLC	Ownership	100.000	UnitedHealth Group Incorporated	NO	
		00000	85-2811475				SCA San Diego Holdings, LLC	DE	NIA	SCA-San Diego, Inc.	Ownership	100.000	UnitedHealth Group Incorporated	NO	
		00000	85-2235871				SCA Skyway Holdings, LLC	DE	NIA	SC Affiliates, LLC	Ownership	100.000	UnitedHealth Group Incorporated	NO	
		00000	85-4002809				SCA South Ogden Holdings, LLC	DE	NIA	SC Affiliates, LLC	Ownership	100.000	UnitedHealth Group Incorporated	NO	
		00000	88-1497980				SCA Southwest Fort Wayne Holdings, LLC	DE	NIA	SC Affiliates, LLC	Ownership	25.000	UnitedHealth Group Incorporated	NO	
		00000	88-1497980				SCA Southwest Fort Wayne Holdings, LLC	DE	NIA	SunSurgery, LLC	Ownership	25.000	UnitedHealth Group Incorporated	NO	
		00000	88-1497980				SCA Southwest Fort Wayne Holdings, LLC	DE	NIA	Surgery Center Holding, LLC	Ownership	25.000	UnitedHealth Group Incorporated	NO	
		00000	88-1497980				SCA Southwest Fort Wayne Holdings, LLC	DE	NIA	National Surgery Centers, LLC	Ownership	25.000	UnitedHealth Group Incorporated	NO	
		00000	47-4928368				SCA Southwestern PA, LLC	DE	NIA	SC Affiliates, LLC	Ownership	100.000	UnitedHealth Group Incorporated	NO	
		00000	47-3165040				SCA Specialists of Florida, LLC	DE	NIA	SCA Surgery Holdings, LLC	Ownership	100.000	UnitedHealth Group Incorporated	NO	
		00000	85-2786147				SCA Specialty Holdings of Connecticut, LLC	DE	NIA	SC Affiliates, LLC	Ownership	100.000	UnitedHealth Group Incorporated	NO	
		00000	45-4266502				SCA SSSC Holdings, LLC	DE	NIA	SC Affiliates, LLC	Ownership	25.000	UnitedHealth Group Incorporated	NO	
		00000	45-4266502				SCA SSSC Holdings, LLC	DE	NIA	SunSurgery, LLC	Ownership	25.000	UnitedHealth Group Incorporated	NO	
		00000	45-4266502				SCA SSSC Holdings, LLC	DE	NIA	Surgery Center Holding, LLC	Ownership	25.000	UnitedHealth Group Incorporated	NO	
		00000	45-4266502				SCA SSSC Holdings, LLC	DE	NIA	National Surgery Centers, LLC	Ownership	25.000	UnitedHealth Group Incorporated	NO	

ANNUAL STATEMENT FOR THE YEAR 2022 OF THE UnitedHealthcare of Arkansas, Inc.

SCHEDULE Y
PART 1A - DETAIL OF INSURANCE HOLDING COMPANY SYSTEM

1	2	3	4	5	6	7	8	9	10	11	12	13	14	15	16
Group Code	Group Name	NAIC Company Code	ID Number	Federal RSSD	CIK	Name of Securities Exchange if Publicly Traded (U.S. or International)	Names of Parent, Subsidiaries Or Affiliates	Domiciliary Location	Relationship to Reporting Entity	Directly Controlled by (Name of Entity/Person)	Type of Control (Ownership, Board, Management, Attorney-in-Fact, Influence, Other)	If Control is Ownership Provide Percentage	Ultimate Controlling Entity(ies)/Person(s)	Is an SCA Filing Required? (Yes/No)	*
		00000	47-5038680				SCA Stonegate Holdings, LLC	DE	NIA	SCA Austin Holdings, LLC	Ownership	100.000	UnitedHealth Group Incorporated	NO	
		00000	26-2602268				SCA Surgery Holdings, LLC	DE	NIA	Surgical Care Affiliates, LLC	Ownership	100.000	UnitedHealth Group Incorporated	NO	
		00000	75-2501088				SCA Surgicare of Laguna Hills, LLC	DE	NIA	Surgery Center Holding, LLC	Ownership	100.000	UnitedHealth Group Incorporated	NO	
		00000	92-1306353				SCA Total Holdings, LLC	DE	NIA	SC Affiliates, LLC	Ownership	100.000	UnitedHealth Group Incorporated	NO	
		00000	85-3263993				SCA West Health Holdings, LLC	DE	NIA	SC Affiliates, LLC	Ownership	100.000	UnitedHealth Group Incorporated	NO	
		00000	85-4150186				SCA Westgreen Holdings, LLC	DE	NIA	SC Affiliates, LLC	Ownership	68.628	UnitedHealth Group Incorporated	NO	
		00000	85-3491574				SCA Woodbury Holdings, LLC	DE	NIA	SC Affiliates, LLC	Ownership	49.000	UnitedHealth Group Incorporated	NO	2
		00000	74-2555097				SCA-Albuquerque Surgery Properties, Inc.	NM	NIA	SC Affiliates, LLC	Ownership	100.000	UnitedHealth Group Incorporated	NO	
		00000	47-1807383				SCA-Alliance, LLC	DE	NIA	SCA Surgery Holdings, LLC	Ownership	51.000	UnitedHealth Group Incorporated	NO	
		00000	82-4763869				SCA-Anne Arundel, LLC	DE	NIA	SC Affiliates, LLC	Ownership	100.000	UnitedHealth Group Incorporated	NO	
		00000	83-2703057				SCA-AppleCare Partners, LLC	DE	NIA	SCA-Downey, LLC	Ownership	73.684	UnitedHealth Group Incorporated	NO	
		00000	82-3857984				SCA-Bethesda, LLC	DE	NIA	SC Affiliates, LLC	Ownership	52.254	UnitedHealth Group Incorporated	NO	
		00000	82-1530120				SCA-Blue Ridge, LLC	DE	NIA	SC Affiliates, LLC	Ownership	100.000	UnitedHealth Group Incorporated	NO	
		00000	83-1529292				SCA-Bonita Springs, LLC	DE	NIA	SC Affiliates, LLC	Ownership	83.333	UnitedHealth Group Incorporated	NO	
		00000	82-1980137				SCA-Brandon, LLC	DE	NIA	SC Affiliates, LLC	Ownership	100.000	UnitedHealth Group Incorporated	NO	
		00000	88-4163925				SCA-Carlsbad Holdings, LLC	DE	NIA	SC Affiliates, LLC	Ownership	100.000	UnitedHealth Group Incorporated	NO	
		00000	83-1094012				SCA-Castle Rock, LLC	DE	NIA	SC Affiliates, LLC	Ownership	68.736	UnitedHealth Group Incorporated	NO	
		00000	47-1535510				SCA-Central Florida, LLC	DE	NIA	SC Affiliates, LLC	Ownership	31.370	UnitedHealth Group Incorporated	NO	2
		00000	58-1709758				SCA-Charleston, LLC	DE	NIA	SCA Surgery Holdings, LLC	Ownership	100.000	UnitedHealth Group Incorporated	NO	
		00000	82-4511713				SCA-Chatham, LLC	DE	NIA	SC Affiliates, LLC	Ownership	100.000	UnitedHealth Group Incorporated	NO	
		00000	81-3301058				SCA-Chevy Chase, LLC	DE	NIA	SC Affiliates, LLC	Ownership	100.000	UnitedHealth Group Incorporated	NO	
		00000	62-1516306				SCA-Citrus, LLC	TN	NIA	SC Affiliates, LLC	Ownership	100.000	UnitedHealth Group Incorporated	NO	
		00000	83-1541326				SCA-Colonial Partners, LLC	DE	NIA	SCA-Ft. Myers, LLC	Ownership	69.698	UnitedHealth Group Incorporated	NO	
		00000	93-1047471				SCA-Colorado Springs, LLC	DE	NIA	SC Affiliates, LLC	Ownership	100.000	UnitedHealth Group Incorporated	NO	
		00000	83-1585952				SCA-Connecticut Partners, LLC	DE	NIA	SunSurgery, LLC	Ownership	29.410	UnitedHealth Group Incorporated	NO	2
		00000	47-4028383				SCA-Davenport, LLC	DE	NIA	SC Affiliates, LLC	Ownership	100.000	UnitedHealth Group Incorporated	NO	
		00000	84-2003112				SCA-Denver Physicians Holdings, LLC	DE	NIA	SCA-Denver, LLC	Ownership	51.000	UnitedHealth Group Incorporated	NO	
		00000	84-2997638				SCA-Denver, LLC	DE	NIA	SC Affiliates, LLC	Ownership	100.000	UnitedHealth Group Incorporated	NO	
		00000	82-1470227				SCA-Derry, LLC	DE	NIA	SC Affiliates, LLC	Ownership	78.873	UnitedHealth Group Incorporated	NO	
		00000	81-3734814				SCA-Doral, LLC	DE	NIA	SC Affiliates, LLC	Ownership	98.007	UnitedHealth Group Incorporated	NO	
		00000	83-3055579				SCA-Downey, LLC	DE	NIA	SC Affiliates, LLC	Ownership	100.000	UnitedHealth Group Incorporated	NO	
		00000	83-1093886				SCA-Dry Creek, LLC	DE	NIA	SC Affiliates, LLC	Ownership	100.000	UnitedHealth Group Incorporated	NO	
		00000	81-1594261				SCA-Dublin, LLC	DE	NIA	SC Affiliates, LLC	Ownership	100.000	UnitedHealth Group Incorporated	NO	
		00000	81-3301305				SCA-Encinitas, Inc.	DE	NIA	Surgical Health, LLC	Ownership	100.000	UnitedHealth Group Incorporated	NO	
		00000	62-1541235				SCA-Eugene, LLC	TN	NIA	SC Affiliates, LLC	Ownership	100.000	UnitedHealth Group Incorporated	NO	
		00000	83-2805878				SCA-First Coast, LLC	DE	NIA	SC Affiliates, LLC	Ownership	100.000	UnitedHealth Group Incorporated	NO	
		00000	62-1551099				SCA-Florence, LLC	DE	NIA	SC Affiliates, LLC	Ownership	100.000	UnitedHealth Group Incorporated	NO	
		00000	93-1067967				SCA-Fort Collins, Inc.	CO	NIA	SC Affiliates, LLC	Ownership	100.000	UnitedHealth Group Incorporated	NO	
		00000	62-1502719				SCA-Fort Walton, Inc.	TN	NIA	SC Affiliates, LLC	Ownership	100.000	UnitedHealth Group Incorporated	NO	
		00000	47-3641516				SCA-Franklin, LLC	DE	NIA	SC Affiliates, LLC	Ownership	100.000	UnitedHealth Group Incorporated	NO	
		00000	81-2727879				SCA-Frederick, LLC	DE	NIA	SC Affiliates, LLC	Ownership	100.000	UnitedHealth Group Incorporated	NO	
		00000	82-3535257				SCA-Freeway Holdings, LLC	DE	NIA	SC Affiliates, LLC	Ownership	100.000	UnitedHealth Group Incorporated	NO	
		00000	36-4907566				SCA-Ft. Myers, LLC	DE	NIA	SC Affiliates, LLC	Ownership	100.000	UnitedHealth Group Incorporated	NO	
		00000	62-1547690				SCA-Gainesville, LLC	DE	NIA	SC Affiliates, LLC	Ownership	100.000	UnitedHealth Group Incorporated	NO	
		00000	81-1956407				SCA-Gladiolus, LLC	DE	NIA	SC Affiliates, LLC	Ownership	95.371	UnitedHealth Group Incorporated	NO	
		00000	83-4156034				SCA-Glenwood Holdings, LLC	DE	NIA	Glenwood-SC, LLC	Ownership	72.396	UnitedHealth Group Incorporated	NO	
		00000	82-1438326				SCA-Grants Pass, LLC	DE	NIA	SC Affiliates, LLC	Ownership	100.000	UnitedHealth Group Incorporated	NO	
		00000	81-2376695				SCA-Grove Place, LLC	DE	NIA	SC Affiliates, LLC	Ownership	69.833	UnitedHealth Group Incorporated	NO	
		00000	47-3466283				SCA-Hagerstown, LLC	DE	NIA	SC Affiliates, LLC	Ownership	100.000	UnitedHealth Group Incorporated	NO	

ANNUAL STATEMENT FOR THE YEAR 2022 OF THE UnitedHealthcare of Arkansas, Inc.

SCHEDULE Y
PART 1A - DETAIL OF INSURANCE HOLDING COMPANY SYSTEM

1	2	3	4	5	6	7	8	9	10	11	12	13	14	15	16
Group Code	Group Name	NAIC Company Code	ID Number	Federal RSSD	CIK	Name of Securities Exchange if Publicly Traded (U.S. or International)	Names of Parent, Subsidiaries Or Affiliates	Domiciliary Location	Relationship to Reporting Entity	Directly Controlled by (Name of Entity/Person)	Type of Control (Ownership, Board, Management, Attorney-in-Fact, Influence, Other)	If Control is Ownership Provide Percentage	Ultimate Controlling Entity(ies)/Person(s)	Is an SCA Filing Required? (Yes/No)	*
		00000	47-5229514				SCA-Hilton Head, LLC	DE	NIA	SC Affiliates, LLC	Ownership	100.000	UnitedHealth Group Incorporated	NO	
		00000	81-3445356				SCA-Houston Executive, LLC	DE	NIA	SC Affiliates, LLC	Ownership	100.000	UnitedHealth Group Incorporated	NO	
		00000	81-1666861				SCA-Illinois, LLC	DE	NIA	SCA Surgery Holdings, LLC	Ownership	100.000	UnitedHealth Group Incorporated	NO	
		00000	47-3930052				SCA-IT Holdings, LLC	DE	NIA	SC Affiliates, LLC	Ownership	100.000	UnitedHealth Group Incorporated	NO	
		00000	83-3090526				SCA-JPM Holdings, LLC	DE	NIA	SC Affiliates, LLC	Ownership	100.000	UnitedHealth Group Incorporated	NO	
		00000	83-1102109				SCA-Kissing Camels Holdings, LLC	DE	NIA	SCA Surgery Holdings, LLC	Ownership	100.000	UnitedHealth Group Incorporated	NO	
		00000	81-4292506				SCA-Main Street, LLC	DE	NIA	SC Affiliates, LLC	Ownership	29.575	UnitedHealth Group Incorporated	NO	2
		00000	47-1751165				SCA-Marina del Rey, LLC	CA	NIA	SC Affiliates, LLC	Ownership	100.000	UnitedHealth Group Incorporated	NO	
		00000	81-1367813				SCA-MC VBP, Inc.	DE	NIA	SC Affiliates, LLC	Ownership	100.000	UnitedHealth Group Incorporated	NO	
		00000	62-1184188				SCA-Mecklenburg Development Corp.	NC	NIA	SC Affiliates, LLC	Ownership	100.000	UnitedHealth Group Incorporated	NO	
		00000	81-4616104				SCA-Memorial City, LLC	DE	NIA	SC Affiliates, LLC	Ownership	100.000	UnitedHealth Group Incorporated	NO	
		00000	83-3709010				SCA-Memorial, LLC	DE	NIA	SC Affiliates, LLC	Ownership	100.000	UnitedHealth Group Incorporated	NO	
		00000	81-1771410				SCA-Merritt, LLC	DE	NIA	SC Affiliates, LLC	Ownership	100.000	UnitedHealth Group Incorporated	NO	
		00000	82-2455773				SCA-Midlands, LLC	DE	NIA	SC Affiliates, LLC	Ownership	100.000	UnitedHealth Group Incorporated	NO	
		00000	81-2976543				SCA-Midway Management, LLC	IL	NIA	SC Affiliates, LLC	Ownership	100.000	UnitedHealth Group Incorporated	NO	
		00000	80-0070617				SCA-Mobile, LLC	DE	NIA	SC Affiliates, LLC	Ownership	100.000	UnitedHealth Group Incorporated	NO	
		00000	81-1065674				SCA-Mokena, LLC	DE	NIA	SC Affiliates, LLC	Ownership	100.000	UnitedHealth Group Incorporated	NO	
		00000					SCA-Morris Avenue, LLC	DE	NIA	SC Affiliates, LLC	Ownership	100.000	UnitedHealth Group Incorporated	NO	
		00000	84-4936803				SCA-Morris County, LLC	DE	NIA	SC Affiliates, LLC	Ownership	100.000	UnitedHealth Group Incorporated	NO	
		00000	62-1506655				SCA-Mt. Pleasant, LLC	DE	NIA	SC Affiliates, LLC	Ownership	100.000	UnitedHealth Group Incorporated	NO	
		00000	81-2850365				SCA-Naperville, LLC	DE	NIA	SC Affiliates, LLC	Ownership	100.000	UnitedHealth Group Incorporated	NO	
		00000	82-3002171				SCA-Naples, LLC	DE	NIA	SC Affiliates, LLC	Ownership	99.020	UnitedHealth Group Incorporated	NO	
		00000	47-4418919				SCA-New Jersey, LLC	DE	NIA	SC Affiliates, LLC	Ownership	100.000	UnitedHealth Group Incorporated	NO	
		00000	47-1760663				SCA-Newport Beach, LLC	CA	NIA	SC Affiliates, LLC	Ownership	100.000	UnitedHealth Group Incorporated	NO	
		00000	81-3445510				SCA-Palm Beach MSO Holdings, LLC	DE	NIA	SunSurgery, LLC	Ownership	100.000	UnitedHealth Group Incorporated	NO	
		00000	82-3050836				SCA-Palm Beach, LLC	DE	NIA	SC Affiliates, LLC	Ownership	100.000	UnitedHealth Group Incorporated	NO	
		00000	84-3367495				SCA-Panama City Holdings, LLC	DE	NIA	SC Affiliates, LLC	Ownership	100.000	UnitedHealth Group Incorporated	NO	
		00000	62-1538850				SCA-Paoli, LLC	DE	NIA	SC Affiliates, LLC	Ownership	100.000	UnitedHealth Group Incorporated	NO	
		00000	47-2785908				SCA-Phoenix, LLC	DE	NIA	SC Affiliates, LLC	Ownership	100.000	UnitedHealth Group Incorporated	NO	
		00000	47-1620189				SCA-Pocono, LLC	DE	NIA	SC Affiliates, LLC	Ownership	100.000	UnitedHealth Group Incorporated	NO	
		00000	81-4139195				SCA-Portland, LLC	DE	NIA	SC Affiliates, LLC	Ownership	100.000	UnitedHealth Group Incorporated	NO	
		00000	83-4121074				SCA-Practice Partners Holdings, LLC	DE	NIA	SC Affiliates, LLC	Ownership	100.000	UnitedHealth Group Incorporated	NO	
		00000	81-4304317				SCA-River Valley, LLC	DE	NIA	SC Affiliates, LLC	Ownership	29.410	UnitedHealth Group Incorporated	NO	2
		00000	83-2111732				SCA-Riverside Partners, LLC	DE	NIA	SCA-Riverside, LLC	Ownership	51.000	UnitedHealth Group Incorporated	NO	
		00000	83-2721919				SCA-Riverside, LLC	DE	NIA	SC Affiliates, LLC	Ownership	100.000	UnitedHealth Group Incorporated	NO	
		00000	47-1647512				SCA-Rockville, LLC	DE	NIA	SC Affiliates, LLC	Ownership	100.000	UnitedHealth Group Incorporated	NO	
		00000	85-0563422				SCA-Sacred Heart Holdings, LLC	DE	NIA	SC Affiliates, LLC	Ownership	100.000	UnitedHealth Group Incorporated	NO	
		00000	81-2963561				SCA-San Diego, Inc.	DE	NIA	Surgical Health, LLC	Ownership	100.000	UnitedHealth Group Incorporated	NO	
		00000	94-3138088				SCA-San Luis Obispo, LLC	DE	NIA	SC Affiliates, LLC	Ownership	100.000	UnitedHealth Group Incorporated	NO	
		00000	47-1685878				SCA-Sand Lake, LLC	DE	NIA	SC Affiliates, LLC	Ownership	83.481	UnitedHealth Group Incorporated	NO	
		00000	88-0185362				SCA-Santa Rosa, Inc.	NV	NIA	SC Affiliates, LLC	Ownership	100.000	UnitedHealth Group Incorporated	NO	
		00000	92-1630156				SCA-Seattle, LLC	DE	NIA	SC Affiliates, LLC	Ownership	100.000	UnitedHealth Group Incorporated	NO	
		00000	81-3300613				SCA-Somerset, LLC	DE	NIA	SCA Surgery Holdings, LLC	Ownership	100.000	UnitedHealth Group Incorporated	NO	
		00000	22-3117714				SCA-South Jersey, LLC	DE	NIA	Virtua-SCA Holdings, LLC	Ownership	100.000	UnitedHealth Group Incorporated	NO	2
		00000	47-2676325				SCA-Sparta, LLC	DE	NIA	SC Affiliates, LLC	Ownership	100.000	UnitedHealth Group Incorporated	NO	
		00000	82-4499088				SCA-Spartanburg Holdings, LLC	DE	NIA	SC Affiliates, LLC	Ownership	100.000	UnitedHealth Group Incorporated	NO	
		00000	88-1844951				SCA-St. Cloud Holdings, LLC	DE	NIA	SC Affiliates, LLC	Ownership	100.000	UnitedHealth Group Incorporated	NO	
		00000	84-4677051				SCA-St. Louis Holdings, LLC	DE	NIA	SC Affiliates, LLC	Ownership	100.000	UnitedHealth Group Incorporated	NO	
		00000	47-4106989				SCA-St. Louis, LLC	DE	NIA	Surgical Health, LLC	Ownership	100.000	UnitedHealth Group Incorporated	NO	

ANNUAL STATEMENT FOR THE YEAR 2022 OF THE UnitedHealthcare of Arkansas, Inc.

SCHEDULE Y
PART 1A - DETAIL OF INSURANCE HOLDING COMPANY SYSTEM

1	2	3	4	5	6	7	8	9	10	11	12	13	14	15	16
Group Code	Group Name	NAIC Company Code	ID Number	Federal RSSD	CIK	Name of Securities Exchange if Publicly Traded (U.S. or International)	Names of Parent, Subsidiaries Or Affiliates	Domi-ciliary Location	Relation-ship to Reporting Entity	Directly Controlled by (Name of Entity/Person)	Type of Control (Ownership, Board, Management, Attorney-in-Fact, Influence, Other)	If Control is Ownership Provide Percentage	Ultimate Controlling Entity(ies)/Person(s)	Is an SCA Filing Re-quired? (Yes/No)	*
		00000	82-3270591				SCA-St. Lucie, LLC	DE	NIA	SC Affiliates, LLC	Ownership	100.000	UnitedHealth Group Incorporated	NO	
		00000	81-4371453				SCA-Surgicare, LLC	DE	NIA	SC Affiliates, LLC	Ownership	100.000	UnitedHealth Group Incorporated	NO	
		00000	81-2455241				SCA-SwiftPath, LLC	DE	NIA	SC Affiliates, LLC	Ownership	100.000	UnitedHealth Group Incorporated	NO	
		00000	82-1987225				SCA-Verta, LLC	DE	NIA	SC Affiliates, LLC	Ownership	100.000	UnitedHealth Group Incorporated	NO	
		00000	85-1998338				SCA-VLR Holdings Company, LLC	DE	NIA	SCA Denver Holdings, LLC	Ownership	51.000	UnitedHealth Group Incorporated	NO	
		00000	82-2294882				SCA-Wake Forest, LLC	DE	NIA	SC Affiliates, LLC	Ownership	100.000	UnitedHealth Group Incorporated	NO	
		00000	82-1449412				SCA-Western Connecticut, LLC	DE	NIA	SC Affiliates, LLC	Ownership	67.000	UnitedHealth Group Incorporated	NO	
		00000	82-3689825				SCA-Westover Hills, LLC	DE	NIA	SC Affiliates, LLC	Ownership	100.000	UnitedHealth Group Incorporated	NO	
		00000	81-1159878				SCA-Winchester, LLC	DE	NIA	SC Affiliates, LLC	Ownership	100.000	UnitedHealth Group Incorporated	NO	
		00000	82-1525777				SCA-Winter Park, Inc.	TN	NIA	SC Affiliates, LLC	Ownership	100.000	UnitedHealth Group Incorporated	NO	
		00000	82-3528300				SCA-Woodlands Holdings, LLC	DE	NIA	SC Affiliates, LLC	Ownership	100.000	UnitedHealth Group Incorporated	NO	
		00000	81-4905342				SCAI Holdings, LLC	DE	NIA	SCA HoldCo, Inc.	Ownership	100.000	UnitedHealth Group Incorporated	NO	
		00000					Scanner Centromed S.A.	CHL	NIA	Administradora Médica Centromed S.A.	Ownership	85.000	UnitedHealth Group Incorporated	NO	
		00000	85-2316290				SCLS-SCA Holdings, LLC	DE	NIA	SCA Lutheran Holdings, LLC	Ownership	51.000	UnitedHealth Group Incorporated	NO	
		00000	27-2635371				SCP Specialty Infusion, LLC	DE	NIA	Optum Infusion Services 500, Inc.	Ownership	100.000	UnitedHealth Group Incorporated	NO	
		00000	22-3660141				Seashore Surgical Institute, L.L.C.	NJ	NIA	Virtua-SCA Holdings, LLC	Ownership	51.000	UnitedHealth Group Incorporated	NO	2
		00000	46-3238571				Seattle Psychology, P.L.L.C.	WA	NIA	Physician(s) Owned	Influence	0.000	UnitedHealth Group Incorporated	NO	1
		00000	46-3038066				SecureMD Management, LLC	CO	NIA	Physicians Endoscopy, L.L.C.	Ownership	100.000	UnitedHealth Group Incorporated	NO	
		00000	46-3057015				SecureMD Professionals - California, PC	CA	NIA	Physician(s) Owned	Influence	0.000	UnitedHealth Group Incorporated	NO	1
		00000	98-1202716				Seisa Serviços Integrados de Saúde Ltda.	BRA	NIA	Cemed Care - Empresa de Atendimento Clínico Geral Ltda.	Ownership	0.000	UnitedHealth Group Incorporated	NO	
		00000	98-1202716				Seisa Serviços Integrados de Saúde Ltda.	BRA	NIA	Amil Assistência Médica Internacional S.A.	Ownership	100.000	UnitedHealth Group Incorporated	NO	
		00000	86-0739432				Senior Benefits, L.L.C.	AZ	NIA	USHEALTH Advisors, LLC	Ownership	100.000	UnitedHealth Group Incorporated	NO	
		00000	88-1691956				Senior Care Network of Connecticut, LLC	DE	NIA	Optum Care Networks, Inc.	Ownership	51.000	UnitedHealth Group Incorporated	NO	
		00000	45-3802527				Serenity Family and Psychological Counseling Center, P.C.	CA	NIA	Physician(s) Owned	Influence	0.000	UnitedHealth Group Incorporated	NO	1
		00000	27-1533951				Serquinox Holdings LLC	DE	NIA	Optum Infusion Services 500, Inc.	Ownership	100.000	UnitedHealth Group Incorporated	NO	
		00000					Servicios de Entrenamiento en Competencias Clínicas SpA	CHL	NIA	Sociedad de Inversiones Santa María SpA	Ownership	1.000	UnitedHealth Group Incorporated	NO	
		00000					Servicios de Entrenamiento en Competencias Clínicas SpA	CHL	NIA	Clínica Santa María S.p.A.	Ownership	99.000	UnitedHealth Group Incorporated	NO	
		00000					Servicios Integrados de Salud Ltda.	CHL	NIA	Clínica Santa María S.p.A.	Ownership	0.100	UnitedHealth Group Incorporated	NO	
		00000					Servicios Integrados de Salud Ltda.	CHL	NIA	Clínica Dávila y Servicios Médicos S.p.A.	Ownership	99.900	UnitedHealth Group Incorporated	NO	
		00000					Servicios Médicos Amed Quilpué S.A.	CHL	NIA	Laboratorios Médicos Amed Quilpué S.A.	Ownership	0.100	UnitedHealth Group Incorporated	NO	
		00000					Servicios Médicos Amed Quilpué S.A.	CHL	NIA	Centromed Quilpué S.A.	Ownership	99.900	UnitedHealth Group Incorporated	NO	
		00000					Servicios Médicos Bio Bio Ltda.	CHL	NIA	Saden S.A.	Ownership	1.000	UnitedHealth Group Incorporated	NO	
		00000					Servicios Médicos Bio Bio Ltda.	CHL	NIA	Clínica Bio Bio SpA	Ownership	99.000	UnitedHealth Group Incorporated	NO	
		00000					Servicios Médicos Ciudad del Mar Ltda.	CHL	NIA	Saden S.A.	Ownership	1.000	UnitedHealth Group Incorporated	NO	
		00000					Servicios Médicos Ciudad del Mar Ltda.	CHL	NIA	Clínica Ciudad del Mar S.A.	Ownership	99.000	UnitedHealth Group Incorporated	NO	
		00000					Servicios Médicos Santa María Ltda.	CHL	NIA	Sociedad de Inversiones Santa María SpA	Ownership	99.000	UnitedHealth Group Incorporated	NO	
		00000					Servicios Médicos Santa María Ltda.	CHL	NIA	Clínica Santa María S.p.A.	Ownership	1.000	UnitedHealth Group Incorporated	NO	
		00000					Servicios Médicos Vespucio Ltda.	CHL	NIA	Saden S.A.	Ownership	1.000	UnitedHealth Group Incorporated	NO	
		00000					Servicios Médicos Vespucio Ltda.	CHL	NIA	Clínica Vespucio S.A.	Ownership	99.000	UnitedHealth Group Incorporated	NO	
		00000	87-3142148				Shark Holdings, P.C.	CA	NIA	Physician(s) Owned	Influence	0.000	UnitedHealth Group Incorporated	NO	1
		00000	58-1978974				SHC Atlanta, LLC	DE	NIA	Surgical Health, LLC	Ownership	100.000	UnitedHealth Group Incorporated	NO	
		00000	58-2013443				SHC Austin, Inc.	GA	NIA	Surgical Health, LLC	Ownership	100.000	UnitedHealth Group Incorporated	NO	
		00000	58-2062812				SHC Hawthorn, Inc.	GA	NIA	Surgical Health, LLC	Ownership	100.000	UnitedHealth Group Incorporated	NO	
		00000	58-2101924				SHC Melbourne, Inc.	GA	NIA	Surgical Health, LLC	Ownership	100.000	UnitedHealth Group Incorporated	NO	
		00000	47-5082677				Sherman Counseling Management, S.C.	WI	NIA	Physician(s) Owned	Influence	0.000	UnitedHealth Group Incorporated	NO	1

ANNUAL STATEMENT FOR THE YEAR 2022 OF THE UnitedHealthcare of Arkansas, Inc.

SCHEDULE Y
PART 1A - DETAIL OF INSURANCE HOLDING COMPANY SYSTEM

1	2	3	4	5	6	7	8	9	10	11	12	13	14	15	16
Group Code	Group Name	NAIC Company Code	ID Number	Federal RSSD	CIK	Name of Securities Exchange if Publicly Traded (U.S. or International)	Names of Parent, Subsidiaries Or Affiliates	Domi-ciliary Location	Relation-ship to Reporting Entity	Directly Controlled by (Name of Entity/Person)	Type of Control (Ownership, Board, Management, Attorney-in-Fact, Influence, Other)	If Control is Ownership Provide Percentage	Ultimate Controlling Entity(ies)/Person(s)	Is an SCA Filing Re-quired? (Yes/No)	*
		00000	82-3922528				Sierra Dental Plan, Inc.	CA	NIA	MCNA Health Care Holdings, LLC	Ownership	100.000	UnitedHealth Group Incorporated	NO	
.0707	UnitedHealth Group Incorporated	71420	94-0734860				Sierra Health and Life Insurance Company, Inc.	NV	IA	Sierra Health Services, Inc.	Ownership	100.000	UnitedHealth Group Incorporated	NO	
		00000	88-0200415				Sierra Health Services, Inc.	NV	NIA	UnitedHealthcare, Inc.	Ownership	100.000	UnitedHealth Group Incorporated	NO	
		00000	88-0254322				Sierra Health-Care Options, Inc.	NV	NIA	Sierra Health Services, Inc.	Ownership	100.000	UnitedHealth Group Incorporated	NO	
		00000	88-0385705				Sierra Home Medical Products, Inc.	NV	NIA	Sierra Health Services, Inc.	Ownership	100.000	UnitedHealth Group Incorporated	NO	
		00000	88-0264562				Sierra Nevada Administrators, Inc.	NV	NIA	Sierra Health Services, Inc.	Ownership	100.000	UnitedHealth Group Incorporated	NO	
		00000	81-3200297				Silicon Valley TMS of Monterey Bay, GP	CA	NIA	Saad A. Shakir, M.D., Inc.	Ownership	100.000	UnitedHealth Group Incorporated	NO	1
		00000					Sistema de Administración Hospitalaria S.A.C.	PER	NIA	Pacífico S.A. Entidad Prestadora de Salud	Ownership	99.870	UnitedHealth Group Incorporated	NO	
		00000	82-1485491				SJ East Campus ASC, LLC	CO	NIA	SOLHS-SCA Holdings, LLC	Ownership	51.000	UnitedHealth Group Incorporated	NO	
		00000	20-1004228				Small Business Insurance Advisors, Inc.	TX	NIA	USHEALTH Group, Inc.	Ownership	100.000	UnitedHealth Group Incorporated	NO	
		00000					Sobam – Centro Médico Hospitalar S.A.	BRA	NIA	Santa Helena Assistência Médica S.A. Centro Médico Hospitalar Pitangueiras Ltda.	Ownership	98.088	UnitedHealth Group Incorporated	NO	
		00000					Sobam – Centro Médico Hospitalar S.A.	BRA	NIA		Ownership	1.912	UnitedHealth Group Incorporated	NO	
		00000	98-1453235				Sociedad de Inversiones Santa María SpA	CHL	NIA	Clínica Santa María S.p.A.	Ownership	99.743	UnitedHealth Group Incorporated	NO	
		00000	98-1453235				Sociedad de Inversiones Santa María SpA	CHL	NIA	Clínica Dávila y Servicios Médicos S.p.A.	Ownership	0.257	UnitedHealth Group Incorporated	NO	
		00000	88-2931584				Solaris JV Holdings, Inc.	DE	NIA	Optum, Inc.	Ownership	100.000	UnitedHealth Group Incorporated	NO	
		00000	46-0729622				Solstice Administration Services, Inc.	FL	NIA	Solstice Benefits, Inc.	Ownership	100.000	UnitedHealth Group Incorporated	NO	
		00000	30-0760846				Solstice Administrators of Alabama, Inc.	AL	NIA	Solstice Administration Services, Inc.	Ownership	100.000	UnitedHealth Group Incorporated	NO	
		00000	35-2657270				Solstice Administrators of Arizona, Inc.	AZ	NIA	Solstice Administration Services, Inc.	Ownership	100.000	UnitedHealth Group Incorporated	NO	
		00000	32-0392448				Solstice Administrators of Missouri, Inc.	MO	NIA	Solstice Administration Services, Inc.	Ownership	100.000	UnitedHealth Group Incorporated	NO	
		00000					Solstice Administrators of North Carolina, Inc.	NC	NIA	Solstice Administration Services, Inc.	Ownership	100.000	UnitedHealth Group Incorporated	NO	
		00000	90-0880348				Solstice Administrators of Texas, Inc.	TX	NIA	Solstice Administration Services, Inc.	Ownership	100.000	UnitedHealth Group Incorporated	NO	
		00000	26-4839323				Solstice Administrators, Inc.	CA	NIA	Solstice Administration Services, Inc.	Ownership	100.000	UnitedHealth Group Incorporated	NO	
		00000	20-4815388				Solstice Benefit Services, Inc.	FL	NIA	Specialty Benefits, LLC	Ownership	100.000	UnitedHealth Group Incorporated	NO	
.0707	UnitedHealth Group Incorporated	12341	14-1917982				Solstice Benefits, Inc.	FL	IA	Specialty Benefits, LLC	Ownership	100.000	UnitedHealth Group Incorporated	NO	
.0707	UnitedHealth Group Incorporated	13971	27-1395245				Solstice Health Insurance Company	NY	IA	Specialty Benefits, LLC	Ownership	100.000	UnitedHealth Group Incorporated	NO	
.0707	UnitedHealth Group Incorporated	16610	30-1200533				Solstice Healthplans of Arizona, Inc.	AZ	IA	Solstice Administration Services, Inc.	Ownership	100.000	UnitedHealth Group Incorporated	NO	
.0707	UnitedHealth Group Incorporated	17141	35-2709791				Solstice Healthplans of Colorado, Inc.	CO	IA	Solstice Administration Services, Inc.	Ownership	100.000	UnitedHealth Group Incorporated	NO	
		00000	46-1042329				Solstice Healthplans of New Jersey, Inc.	NJ	NIA	Solstice Benefits, Inc.	Ownership	100.000	UnitedHealth Group Incorporated	NO	
.0707	UnitedHealth Group Incorporated	16878	30-1190514				Solstice Healthplans of Ohio, Inc.	OH	IA	Solstice Administration Services, Inc.	Ownership	100.000	UnitedHealth Group Incorporated	NO	
.0707	UnitedHealth Group Incorporated	16892	36-4935990				Solstice Healthplans of Texas, Inc.	TX	IA	Solstice Administration Services, Inc.	Ownership	100.000	UnitedHealth Group Incorporated	NO	
		00000	46-3786700				Solstice Healthplans, Inc.	FL	IA	Solstice Benefits, Inc.	Ownership	100.000	UnitedHealth Group Incorporated	NO	
.0707	UnitedHealth Group Incorporated	16790	26-2699505				Solstice of Illinois, Inc.	IL	IA	Solstice Administration Services, Inc.	Ownership	100.000	UnitedHealth Group Incorporated	NO	
		00000	32-0545152				Solstice of Minnesota, Inc.	MN	NIA	Solstice Administration Services, Inc.	Ownership	100.000	UnitedHealth Group Incorporated	NO	
		00000	26-1891960				Solstice of New York, Inc.	NY	NIA	Solstice Administration Services, Inc.	Ownership	100.000	UnitedHealth Group Incorporated	NO	
		00000	41-1593424				Solutran, LLC	DE	NIA	Optum Financial, Inc.	Ownership	100.000	UnitedHealth Group Incorporated	NO	
		00000	20-8433398				Somerset Outpatient Surgery, L.L.C.	NJ	NIA	SCA-Somerset, LLC	Ownership	59.222	UnitedHealth Group Incorporated	NO	
		00000	75-2723958				South Arlington Surgical Providers, LLC	TX	NIA	Surgical Care Affiliates, LLC	Influence	0.000	UnitedHealth Group Incorporated	NO	
		00000	86-0516447				Southwest Internal Medicine Group, Robert Ruiz, M.D., PLLC	AZ	NIA	Greater Phoenix Collaborative Care, P.C.	Ownership	100.000	UnitedHealth Group Incorporated	NO	1
		00000	88-0201420				Southwest Medical Associates, Inc.	NV	NIA	Sierra Health Services, Inc.	Ownership	100.000	UnitedHealth Group Incorporated	NO	
		00000	38-2609888				Southwest Michigan Health Network Inc.	MI	NIA	UnitedHealthcare, Inc.	Ownership	100.000	UnitedHealth Group Incorporated	NO	
		00000	36-4369359				Southwest Surgery Center, LLC	IL	NIA	SCA-Mokena, LLC	Ownership	44.319	UnitedHealth Group Incorporated	NO	2
		00000	41-2013700				Southwest Surgical Center, LLC	MN	NIA	WestHealth JV Holdings, LLC	Ownership	51.000	UnitedHealth Group Incorporated	NO	
		00000	75-2516426				Space Coast Surgical Center, Ltd.	FL	NIA	SCA-Merritt, LLC	Ownership	0.047	UnitedHealth Group Incorporated	NO	
		00000	75-2516426				Space Coast Surgical Center, Ltd.	FL	NIA	SCA Rockledge JV, LLC	Ownership	52.191	UnitedHealth Group Incorporated	NO	
		00000	57-0953005				Spartanburg Surgery Center, LLC	SC	NIA	SCA-Spartanburg Holdings, LLC	Ownership	64.000	UnitedHealth Group Incorporated	NO	

ANNUAL STATEMENT FOR THE YEAR 2022 OF THE UnitedHealthcare of Arkansas, Inc.

SCHEDULE Y
PART 1A - DETAIL OF INSURANCE HOLDING COMPANY SYSTEM

1	2	3	4	5	6	7	8	9	10	11	12	13	14	15	16
Group Code	Group Name	NAIC Company Code	ID Number	Federal RSSD	CIK	Name of Securities Exchange if Publicly Traded (U.S. or International)	Names of Parent, Subsidiaries Or Affiliates	Domiciliary Location	Relationship to Reporting Entity	Directly Controlled by (Name of Entity/Person)	Type of Control (Ownership, Board, Management, Attorney-in-Fact, Influence, Other)	If Control is Ownership Provide Percentage	Ultimate Controlling Entity(ies)/Person(s)	Is an SCA Filing Required? (Yes/No)	*
		00000	55-0790742				Specialists in Urology Surgery Center, LLC	FL	NIA	SCA Specialists of Florida, LLC	Ownership	100.000	UnitedHealth Group Incorporated	NO	
		00000	25-1868213				Specialized Pharmaceuticals, Inc.	PA	NIA	QoL Acquisition Holdings Corp.	Ownership	100.000	UnitedHealth Group Incorporated	NO	
		00000	41-1921983				Specialty Benefits, LLC	DE	NIA	United HealthCare Services, Inc.	Ownership	100.000	UnitedHealth Group Incorporated	NO	
		00000	20-1494993				Specialty Billing Solutions, LLC	CO	NIA	Pinnacle III, LLC	Ownership	100.000	UnitedHealth Group Incorporated	NO	
		00000	20-3412545				Specialty Surgical Center, LLC	NJ	NIA	SCA-Sparta, LLC	Ownership	56.290	UnitedHealth Group Incorporated	NO	
		00000	71-0886811				Spectera of New York, IPA, Inc.	NY	NIA	Spectera, Inc.	Ownership	100.000	UnitedHealth Group Incorporated	NO	
		00000	52-1260282				Spectera, Inc.	MD	NIA	Specialty Benefits, LLC	Ownership	100.000	UnitedHealth Group Incorporated	NO	
		00000	82-3087236				Spring Behavioral Health of New Jersey, LLC	NJ	NIA	Physician(s) Owned	Influence	0.000	UnitedHealth Group Incorporated	NO	1
		00000	23-2833266				Springfield Psychological, P.C.	PA	NIA	Refresh Pennsylvania, LLC	Ownership	100.000	UnitedHealth Group Incorporated	NO	1
		00000	62-1770924				SRPS, LLC	DE	NIA	Progressive Enterprises Holdings, Inc.	Ownership	100.000	UnitedHealth Group Incorporated	NO	
		00000	88-1908543				St. Cloud MSO, LLC	DE	NIA	SCA-St. Cloud Holdings, LLC	Ownership	100.000	UnitedHealth Group Incorporated	NO	
		00000	75-2201400				St. Cloud Outpatient Surgery, Ltd., a Minnesota Limited Partnership	MN	NIA	St. Cloud Surgical Center, LLC	Ownership	16.992	UnitedHealth Group Incorporated	NO	2
		00000	41-1348916				St. Cloud Surgical Center, LLC	DE	NIA	Surgery Center Holding, LLC	Ownership	100.000	UnitedHealth Group Incorporated	NO	
		00000	61-1754451				St. Louis Specialty Surgical Center, LLC	MO	NIA	SCA-St. Louis Holdings, LLC	Ownership	55.719	UnitedHealth Group Incorporated	NO	
		00000	85-3832363				Starship Securities LLC	DE	NIA	Brighter Financial, Inc.	Ownership	100.000	UnitedHealth Group Incorporated	NO	
		00000	85-2023852				Stonegate JV Partners, LLC	TX	NIA	SCA Stonegate Holdings, LLC	Ownership	39.216	UnitedHealth Group Incorporated	NO	2
		00000	20-1211544				Stonegate Surgery Center, L.P.	TX	NIA	Stonegate JV Partners, LLC	Ownership	58.170	UnitedHealth Group Incorporated	NO	
		00000	20-1211544				Stonegate Surgery Center, L.P.	TX	NIA	SCA Stonegate Holdings, LLC	Ownership	12.335	UnitedHealth Group Incorporated	NO	
		00000	47-4990107				Summer Street ASC, LLC	CT	NIA	SCA Specialty Holdings of Connecticut, LLC	Ownership	60.600	UnitedHealth Group Incorporated	NO	2
		00000	88-4233584				Summit Cardiovascular Group, LLC	DE	NIA	OptumCare Specialty Practices Investments, LLC	Ownership	100.000	UnitedHealth Group Incorporated	NO	
		00000	87-0625250				Sundance Behavioral Resources, LLC	UT	NIA	Refresh Mental Health, Inc.	Ownership	100.000	UnitedHealth Group Incorporated	NO	
		00000	06-1082848				SunSurgery, LLC	DE	NIA	Surgical Care Affiliates, LLC	Ownership	100.000	UnitedHealth Group Incorporated	NO	
		00000	82-5164277				Surgery Center at Cherry Creek, LLC	CO	NIA	SCA-Denver Physicians Holdings, LLC	Ownership	100.000	UnitedHealth Group Incorporated	NO	
		00000	85-4085559				Surgery Center at Grove Creek, LLC	UT	NIA	SCA Grove Creek Holdings, LLC	Ownership	51.000	UnitedHealth Group Incorporated	NO	
		00000	82-5207693				Surgery Center at Kissing Camels, LLC	CO	NIA	SCA-Kissing Camels Holdings, LLC	Ownership	72.722	UnitedHealth Group Incorporated	NO	
		00000	85-4070407				Surgery Center at South Ogden, LLC	UT	NIA	SCA South Ogden Holdings, LLC	Ownership	55.000	UnitedHealth Group Incorporated	NO	
		00000	81-3129674				Surgery Center at St. Vincent, LLC	OR	NIA	Providence & SCA On-Campus Holdings, LLC	Ownership	57.700	UnitedHealth Group Incorporated	NO	2
		00000	62-1739361				Surgery Center Holding, LLC	DE	NIA	Surgical Care Affiliates, LLC	Ownership	100.000	UnitedHealth Group Incorporated	NO	
		00000	62-1509341				Surgery Center of Boca Raton, Inc.	FL	NIA	Surgical Health, LLC	Ownership	100.000	UnitedHealth Group Incorporated	NO	
		00000	63-1214140				Surgery Center of Colorado Springs, LLC	DE	NIA	SC Affiliates, LLC	Ownership	100.000	UnitedHealth Group Incorporated	NO	
		00000	42-1166764				Surgery Center of Des Moines, LLC	DE	NIA	Surgery Center Holding, LLC	Ownership	100.000	UnitedHealth Group Incorporated	NO	
		00000	72-1349752				Surgery Center of Easton, LLC	DE	NIA	SC Affiliates, LLC	Ownership	100.000	UnitedHealth Group Incorporated	NO	
		00000	63-1212213				Surgery Center of Elliecott City, Inc.	DE	NIA	SC Affiliates, LLC	Ownership	100.000	UnitedHealth Group Incorporated	NO	
		00000	20-1733152				Surgery Center of Fairfield County, LLC	DE	NIA	SunSurgery, LLC	Ownership	6.644	UnitedHealth Group Incorporated	NO	2
		00000	20-1733152				Surgery Center of Fairfield County, LLC	DE	NIA	SCA-Connecticut Partners, LLC	Ownership	51.000	UnitedHealth Group Incorporated	NO	2
		00000	62-1179539				Surgery Center of Lexington, LLC	DE	NIA	SC Affiliates, LLC	Ownership	49.000	UnitedHealth Group Incorporated	NO	2
		00000	62-1179537				Surgery Center of Louisville, LLC	DE	NIA	SC Affiliates, LLC	Ownership	100.000	UnitedHealth Group Incorporated	NO	
		00000	63-1231944				Surgery Center of Maui, LLC	DE	NIA	SC Affiliates, LLC	Ownership	100.000	UnitedHealth Group Incorporated	NO	
		00000	83-2600045				Surgery Center of Mt. Scott, LLC	OR	NIA	Providence & SCA Off-Campus Holdings, LLC	Ownership	51.000	UnitedHealth Group Incorporated	NO	2
		00000	63-1194204				Surgery Center of Muskogee, LLC	DE	NIA	SC Affiliates, LLC	Ownership	100.000	UnitedHealth Group Incorporated	NO	
		00000	63-1212214				Surgery Center of Southern Pines, LLC	DE	NIA	Surgery Center Holding, LLC	Ownership	100.000	UnitedHealth Group Incorporated	NO	
		00000	82-3448050				Surgery Center of The Woodlands, LLC	TX	NIA	SCA-Woodlands Holdings, LLC	Ownership	54.790	UnitedHealth Group Incorporated	NO	
		00000	36-3562598				Surgery Centers of Des Moines, Ltd., an Iowa Limited Partnership	IA	NIA	Surgery Center of Des Moines, LLC	Ownership	59.960	UnitedHealth Group Incorporated	NO	
		00000	68-0282268				Surgery Centers-West Holdings, LLC	DE	NIA	Surgical Care Affiliates, LLC	Ownership	100.000	UnitedHealth Group Incorporated	NO	
		00000	20-8922307				Surgical Care Affiliates, LLC	DE	NIA	SCA1 Holdings, LLC	Ownership	100.000	UnitedHealth Group Incorporated	NO	

ANNUAL STATEMENT FOR THE YEAR 2022 OF THE UnitedHealthcare of Arkansas, Inc.

SCHEDULE Y
PART 1A - DETAIL OF INSURANCE HOLDING COMPANY SYSTEM

1	2	3	4	5	6	7	8	9	10	11	12	13	14	15	16
Group Code	Group Name	NAIC Company Code	ID Number	Federal RSSD	CIK	Name of Securities Exchange if Publicly Traded (U.S. or International)	Names of Parent, Subsidiaries Or Affiliates	Domi-ciliary Location	Relation-ship to Reporting Entity	Directly Controlled by (Name of Entity/Person)	Type of Control (Ownership, Board, Management, Attorney-in-Fact, Influence, Other)	If Control is Ownership Provide Percentage	Ultimate Controlling Entity(ies)/Person(s)	Is an SCA Filing Re-quired? (Yes/No)	*
		00000	46-2971080				Surgical Care Partners of Melbourne, LLC	..DE.....	..NIA.....	SHC Melbourne, Inc.	Ownership.....	..76.164	UnitedHealth Group IncorporatedNO.....	
		00000	75-1925497				Surgical Caregivers of Fort Worth, LLC	..TX.....	..NIA.....	Surgical Care Affiliates, LLC	Influence.....	..0.000	UnitedHealth Group IncorporatedNO.....	
		00000	63-1251243				Surgical Center of Greensboro, LLC	..NC.....	..NIA.....	NSC Greensboro, LLC	Ownership.....	..35.716	UnitedHealth Group IncorporatedNO.....	2
		00000	22-2709324				Surgical Center of South Jersey, Limited Partnership	..NJ.....	..NIA.....	SCA-South Jersey, LLC	Ownership.....	..69.017	UnitedHealth Group IncorporatedNO.....	2
		00000	22-2709324				Surgical Center of South Jersey, Limited Partnership	..NJ.....	..NIA.....	SC Affiliates, LLC	Ownership.....	..4.502	UnitedHealth Group IncorporatedNO.....	2
		00000	63-1138507				Surgical Center of Tuscaloosa Holdings, LLC	..AL.....	..NIA.....	Surgical Care Affiliates, LLC Treasure Valley Hospital Limited Partnership	Ownership.....	..100.000	UnitedHealth Group IncorporatedNO.....	
		00000	88-2585662				Surgical Center of TVH, LLC	..ID.....	..NIA.....	Partnership	Ownership.....	..100.000	UnitedHealth Group IncorporatedNO.....	
		00000	65-1321064				Surgical Eye Experts, LLC	..MA.....	..NIA.....	Reliant Medical Group, Inc.	Ownership.....	..100.000	UnitedHealth Group IncorporatedNO.....	1
		00000	58-1941168				Surgical Health, LLC	..DE.....	..NIA.....	Surgical Care Affiliates, LLC	Ownership.....	..100.000	UnitedHealth Group IncorporatedNO.....	
		00000	27-0168681				Surgical Hospital Holdings of Oklahoma, LLC	..DE.....	..NIA.....	SCA Surgery Holdings, LLC	Ownership.....	..100.000	UnitedHealth Group IncorporatedNO.....	
		00000	84-4983977				Surgical Management Solutions, LLC	..DE.....	..NIA.....	SC Affiliates, LLC	Ownership.....	..100.000	UnitedHealth Group IncorporatedNO.....	
		00000	22-2529259				Surgicare of Central Jersey, LLC	..NJ.....	..NIA.....	Virtua-SCA Holdings, LLC	Ownership.....	..55.000	UnitedHealth Group IncorporatedNO.....	2
		00000	64-0629000				Surgicare of Jackson, LLC	..DE.....	..NIA.....	Surgery Center Holding, LLC	Ownership.....	..100.000	UnitedHealth Group IncorporatedNO.....	
		00000	75-2162993				Surgicare of Jackson, Ltd., a Mississippi Limited Partnership	..MS.....	..NIA.....	Surgicare of Jackson, LLC	Ownership.....	..45.500	UnitedHealth Group IncorporatedNO.....	2
		00000	75-2287141				Surgicare of Joliet, Inc.	..IL.....	..NIA.....	Surgery Center Holding, LLC	Ownership.....	..100.000	UnitedHealth Group IncorporatedNO.....	
		00000	75-2501191				Surgicare of La Veta, Inc.	..CA.....	..NIA.....	Surgery Centers-West Holdings, LLC	Ownership.....	..100.000	UnitedHealth Group IncorporatedNO.....	
		00000	75-2507129				Surgicare of La Veta, Ltd., a California Limited Partnership	..CA.....	..NIA.....	Beach Surgical Holdings III, LLC	Ownership.....	..30.666	UnitedHealth Group IncorporatedNO.....	2
		00000	41-1437636				Surgicare of Minneapolis, LLC	..DE.....	..NIA.....	Surgery Center Holding, LLC	Ownership.....	..100.000	UnitedHealth Group IncorporatedNO.....	
		00000	41-1624905				Surgicare of Minneapolis, Ltd., a Minnesota Limited Partnership	..MN.....	..NIA.....	Surgicare of Minneapolis, LLC	Ownership.....	..20.654	UnitedHealth Group IncorporatedNO.....	2
		00000	75-2459713				Surgicare of Mobile, LLC	..DE.....	..NIA.....	Surgery Center Holding, LLC	Ownership.....	..100.000	UnitedHealth Group IncorporatedNO.....	
		00000	75-2459715				Surgicare of Mobile, Ltd.	..AL.....	..NIA.....	Surgicare of Mobile, LLC	Ownership.....	..20.000	UnitedHealth Group IncorporatedNO.....	2
		00000	75-2448926				Surgicare of Oceanside, Inc.	..CA.....	..NIA.....	Surgery Center Holding, LLC	Ownership.....	..100.000	UnitedHealth Group IncorporatedNO.....	
		00000	75-2184730				Surgicare of Owensboro, LLC	..DE.....	..NIA.....	Surgery Center Holding, LLC	Ownership.....	..100.000	UnitedHealth Group IncorporatedNO.....	
		00000	75-2200171				Surgicare of Salem, LLC	..DE.....	..NIA.....	Surgery Center Holding, LLC	Ownership.....	..100.000	UnitedHealth Group IncorporatedNO.....	
		00000	35-1975122				Surgicare, LLC	..IN.....	..NIA.....	SCA-Surgicare, LLC	Ownership.....	..53.684	UnitedHealth Group IncorporatedNO.....	
		00000	95-3329855				Surgicenters of Southern California, Inc.	..CA.....	..NIA.....	Surgery Center Holding, LLC	Ownership.....	..100.000	UnitedHealth Group IncorporatedNO.....	
		00000	86-1047772				Surprise Health Center, PLLC	..AZ.....	..NIA.....	Physician United PLLC	Ownership.....	..100.000	UnitedHealth Group IncorporatedNO.....	1
		00000	20-5176158				Susan Albright P.L.C.	..AZ.....	..NIA.....	Greater Phoenix Collaborative Care, P.C.	Ownership.....	..100.000	UnitedHealth Group IncorporatedNO.....	1
		00000	85-0571986				SVHS-SCA Florida JV, LLC	..DE.....	..NIA.....	SCA-Sacred Heart Holdings, LLC HealthCare Partners Affiliates Medical Group	Ownership.....	..49.000	UnitedHealth Group IncorporatedNO.....	2
		00000	93-1172065				Talbert Medical Group, P.C.	..CA.....	..NIA.....	AmeriChoice Corporation	Ownership.....	..100.000	UnitedHealth Group IncorporatedNO.....	1
		00000	47-4751035				TeamMD Holdings, Inc.	..DE.....	..NIA.....	TeamMD Holdings, Inc.	Ownership.....	..100.000	UnitedHealth Group IncorporatedNO.....	
		00000	35-2584893				TeamMD Physicians of Texas, Inc.	..TX.....	..NIA.....	TeamMD Holdings, Inc.	Ownership.....	..100.000	UnitedHealth Group IncorporatedNO.....	
		00000	82-1019055				TeamUP Insurance Services, Inc.	..CA.....	..NIA.....	HealthMarkets Insurance Agency, Inc.	Ownership.....	..100.000	UnitedHealth Group IncorporatedNO.....	
		00000					Tecnología de Información en Salud S.A.	..CHL.....	..NIA.....	Clínica Santa María S.p.A.	Ownership.....	..50.000	UnitedHealth Group IncorporatedNO.....	
		00000					Tecnología de Información en Salud S.A.	..CHL.....	..NIA.....	Clínica Dávila y Servicios Médicos S.p.A.	Ownership.....	..50.000	UnitedHealth Group IncorporatedNO.....	
		00000	38-3897811				Texas Health Craig Ranch Surgery Center, LLC	..TX.....	..NIA.....	Surgical Care Affiliates, LLC	Influence.....	..0.000	UnitedHealth Group IncorporatedNO.....	
		00000	80-0866449				Texas Health Flower Mound Orthopedic Surgery Center, LLC	..TX.....	..NIA.....	Surgical Care Affiliates, LLC	Influence.....	..0.000	UnitedHealth Group IncorporatedNO.....	
		00000	81-4977249				Texas Health Orthopedic Surgery Center Alliance, LLC	..TX.....	..NIA.....	Surgical Care Affiliates, LLC	Influence.....	..0.000	UnitedHealth Group IncorporatedNO.....	
		00000	82-2296081				Texas Health Surgery Center Alliance, LLC	..TX.....	..NIA.....	Surgical Care Affiliates, LLC	Influence.....	..0.000	UnitedHealth Group IncorporatedNO.....	
		00000	82-1307876				Texas Health Surgery Center Bedford, LLC	..TX.....	..NIA.....	Surgical Care Affiliates, LLC	Influence.....	..0.000	UnitedHealth Group IncorporatedNO.....	

ANNUAL STATEMENT FOR THE YEAR 2022 OF THE UnitedHealthcare of Arkansas, Inc.

SCHEDULE Y
PART 1A - DETAIL OF INSURANCE HOLDING COMPANY SYSTEM

1	2	3	4	5	6	7	8	9	10	11	12	13	14	15	16
Group Code	Group Name	NAIC Company Code	ID Number	Federal RSSD	CIK	Name of Securities Exchange if Publicly Traded (U.S. or International)	Names of Parent, Subsidiaries Or Affiliates	Domi-ciliary Location	Relation-ship to Reporting Entity	Directly Controlled by (Name of Entity/Person)	Type of Control (Ownership, Board, Management, Attorney-in-Fact, Influence, Other)	If Control is Ownership Provide Percentage	Ultimate Controlling Entity(ies)/Person(s)	Is an SCA Filing Re-quired? (Yes/No)	*
		00000	85-1225852				Texas Health Surgery Center Chisholm Trail, LLC	TX	NIA	Surgical Care Affiliates, LLC	Influence	0.000	UnitedHealth Group Incorporated	NO	
		00000	83-1085415				Texas Health Surgery Center Irving, LLC	TX	NIA	Surgical Care Affiliates, LLC	Influence	0.000	UnitedHealth Group Incorporated	NO	
		00000	83-0781259				Texas Health Surgery Center Las Colinas, LLC	TX	NIA	Surgical Care Affiliates, LLC	Influence	0.000	UnitedHealth Group Incorporated	NO	
		00000	20-3991622				Texas Health Surgery Center Preston Plaza, LLC	TX	NIA	Surgical Care Affiliates, LLC	Influence	0.000	UnitedHealth Group Incorporated	NO	
		00000	47-4425996				Texas Health Surgery Center Rockwall, LLC	TX	NIA	Surgical Care Affiliates, LLC	Influence	0.000	UnitedHealth Group Incorporated	NO	
		00000	88-4370079				Texas Health Surgery Center Roysse City, LLC	TX	NIA	Surgical Care Affiliates, LLC	Influence	0.000	UnitedHealth Group Incorporated	NO	
		00000	84-3814490				Texas Health Surgery Center Southwest Fort Worth, LLC	TX	NIA	Surgical Care Affiliates, LLC	Influence	0.000	UnitedHealth Group Incorporated	NO	
		00000	83-1464243				Texas Health Surgery Center Waxahachie, LLC	TX	NIA	Surgical Care Affiliates, LLC	Influence	0.000	UnitedHealth Group Incorporated	NO	
		00000	84-1953918				Texas Health Surgery Center Willow Park, LLC	TX	NIA	Surgical Care Affiliates, LLC	Influence	0.000	UnitedHealth Group Incorporated	NO	
		00000	52-1468699				The Advisory Board Company	DE	NIA	OptumInsight, Inc.	Ownership	100.000	UnitedHealth Group Incorporated	NO	
		00000	31-1426870				The Center for Cognitive and Behavioral Therapy of Greater Columbus, Inc.	OH	NIA	Refresh Mental Health, Inc.	Ownership	100.000	UnitedHealth Group Incorporated	NO	
		00000	02-0487579				The Center for Eating Disorders Management, Inc.	NH	NIA	Refresh Management, LLC	Ownership	100.000	UnitedHealth Group Incorporated	NO	
0707	UnitedHealth Group Incorporated	61832	52-0676509				The Chesapeake Life Insurance Company	OK	IA	HealthMarkets Group, Inc.	Ownership	100.000	UnitedHealth Group Incorporated	NO	
		00000	91-0214500				The Everett Clinic, PLLC	WA	NIA	Everett Physicians, Inc. P.S.	Ownership	100.000	UnitedHealth Group Incorporated	NO	1
		00000	20-5562797				The Eye Surgery Center of the Carolinas, L.P.	NC	NIA	Surgery Center of Southern Pines, LLC	Ownership	20.000	UnitedHealth Group Incorporated	NO	2
		00000	56-1970224				The Lewin Group, Inc.	NC	NIA	Optum Public Sector Solutions, Inc.	Ownership	100.000	UnitedHealth Group Incorporated	NO	
		00000	61-1409045				The Outpatient Surgery Center of Hilton Head, LLC	SC	NIA	SCA-Hilton Head, LLC	Ownership	20.000	UnitedHealth Group Incorporated	NO	2
		00000	83-1192367				The Polyclinic MSO, LLC	DE	NIA	Collaborative Care Holdings, LLC	Ownership	80.100	UnitedHealth Group Incorporated	NO	
		00000	91-0369070				The Polyclinic, PLLC	WA	NIA	Polyclinic Holdings, P.C.	Ownership	100.000	UnitedHealth Group Incorporated	NO	1
		00000	20-8357849				The Potter's House Family & Children Treatment Center, LLC	GA	NIA	Physician(s) Owned	Influence	0.000	UnitedHealth Group Incorporated	NO	1
		00000	72-1349755				The Surgery Center of Easton, L.P.	TN	NIA	Surgery Center of Easton, LLC	Ownership	49.000	UnitedHealth Group Incorporated	NO	2
		00000	06-1552689				The Surgical Center of Connecticut, LLC	CT	NIA	SCA-Main Street, LLC	Ownership	74.561	UnitedHealth Group Incorporated	NO	2
		00000	37-1446353				The Surgical Center of the Treasure Coast, L.L.C.	FL	NIA	SCA-St. Lucie, LLC	Ownership	51.000	UnitedHealth Group Incorporated	NO	
		00000	46-5461304				The Tabor Therapy Group, Inc.	IL	NIA	Physician(s) Owned	Influence	0.000	UnitedHealth Group Incorporated	NO	1
		00000	26-1579919				Thomas Johnson Surgery Center, LLC	MD	NIA	SCA-Frederick, LLC	Ownership	60.000	UnitedHealth Group Incorporated	NO	
		00000	25-1825549				Three Rivers Holdings, Inc.	DE	NIA	AmeriChoice Corporation	Ownership	100.000	UnitedHealth Group Incorporated	NO	
		00000	63-1194203				Three Rivers Surgical Care, L.P.	TN	NIA	Muskogee Surgical Investors, LLC	Ownership	85.096	UnitedHealth Group Incorporated	NO	
		00000	63-1194203				Three Rivers Surgical Care, L.P.	TN	NIA	Surgery Center of Muskogee, LLC	Ownership	14.904	UnitedHealth Group Incorporated	NO	
		00000	59-3143128				Tmesys, LLC	FL	NIA	PMSI Holdings, LLC	Ownership	100.000	UnitedHealth Group Incorporated	NO	
		00000	98-1287904				Topimagem Diagnostico por Imagem Ltda.	BRA	NIA	S.A. Esho - Empresa de Servicos Hospitalares	Ownership	100.000	UnitedHealth Group Incorporated	NO	
		00000	83-1528858				Trails Edge Surgery Center, LLC	FL	NIA	SC Affiliates, LLC	Ownership	8.670	UnitedHealth Group Incorporated	NO	
		00000	83-1528858				Trails Edge Surgery Center, LLC	FL	NIA	SCA-Bonita Springs, LLC	Ownership	51.000	UnitedHealth Group Incorporated	NO	
		00000	84-2324145				Transformer DE I, LLC	DE	NIA	Collaborative Care Holdings, LLC	Ownership	100.000	UnitedHealth Group Incorporated	NO	
		00000	84-2323758				Transformer DE II, LLC	DE	NIA	Collaborative Care Holdings, LLC	Ownership	100.000	UnitedHealth Group Incorporated	NO	
		00000	87-4490776				Transformer TX Holdings, LLC	TX	NIA	Transformer DE II, LLC	Ownership	22.424	UnitedHealth Group Incorporated	NO	
		00000	87-4490776				Transformer TX Holdings, LLC	TX	NIA	Collaborative Care Holdings, LLC	Ownership	55.152	UnitedHealth Group Incorporated	NO	
		00000	87-4490776				Transformer TX Holdings, LLC	TX	NIA	Transformer DE I, LLC	Ownership	22.424	UnitedHealth Group Incorporated	NO	
		00000	52-1431155				Travel Express Incorporated	MD	NIA	FrontierMEDEX, Inc.	Ownership	100.000	UnitedHealth Group Incorporated	NO	

ANNUAL STATEMENT FOR THE YEAR 2022 OF THE UnitedHealthcare of Arkansas, Inc.

SCHEDULE Y
PART 1A - DETAIL OF INSURANCE HOLDING COMPANY SYSTEM

1	2	3	4	5	6	7	8	9	10	11	12	13	14	15	16
Group Code	Group Name	NAIC Company Code	ID Number	Federal RSSD	CIK	Name of Securities Exchange if Publicly Traded (U.S. or International)	Names of Parent, Subsidiaries Or Affiliates	Domi-ciliary Location	Relation-ship to Reporting Entity	Directly Controlled by (Name of Entity/Person)	Type of Control (Ownership, Board, Management, Attorney-in-Fact, Influence, Other)	If Control is Ownership Provide Percentage	Ultimate Controlling Entity(ies)/Person(s)	Is an SCA Filing Re-quired? (Yes/No)	*
		00000	46-2613170				Treasure Valley Emerald Properties, LLC Treasure Valley Hospital Limited Partnership	DE	NIA	Treasure Valley Hospital Limited Partnership	Ownership	100.000	UnitedHealth Group Incorporated	NO	2
		00000	33-0592165					ID	NIA	Surgical Health, LLC	Ownership	37.295	UnitedHealth Group Incorporated	NO	2
		00000	20-2386707				Tri-County Surgery Center, LLC	PA	NIA	Virtua-SCA Holdings II, LLC	Ownership	55.000	UnitedHealth Group Incorporated	NO	2
		00000	26-2552129				Triangle Counseling Agency, Inc.	NC	NIA	Physician(s) Owned	Influence	0.000	UnitedHealth Group Incorporated	NO	1
		00000	81-3354819				TTCP-SR Holdings, Inc.	DE	NIA	Change Healthcare Solutions, LLC Surgical Center of Tuscaloosa Holdings, LLC	Ownership	100.000	UnitedHealth Group Incorporated	NO	
		00000	63-0974161				Tuscaloosa Surgical Center, L.P.	AL	NIA		Ownership	20.000	UnitedHealth Group Incorporated	NO	2
		00000	94-3077084				U.S. Behavioral Health Plan, California	CA	IA	United Behavioral Health	Ownership	100.000	UnitedHealth Group Incorporated	NO	
		00000	92-1499968				UCHealth HRH-SCA Holdings, LLC	DE	NIA	SC Affiliates, LLC	Ownership	100.000	UnitedHealth Group Incorporated	NO	
		00000	26-1232189				UCSD Ambulatory Surgery Center, LLC	DE	NIA	UCSD-SCA Holdings II, LLC	Ownership	52.545	UnitedHealth Group Incorporated	NO	2
		00000	82-2326631				UCSD Center for Surgery of Encinitas, L.P.	CA	NIA	UCSD-SCA Holdings I, LLC	Ownership	60.382	UnitedHealth Group Incorporated	NO	2
		00000	82-2218664				UCSD Surgical Center of San Diego, LLC	CA	NIA	UCSD-SCA Holdings I, LLC	Ownership	51.004	UnitedHealth Group Incorporated	NO	2
		00000	81-3287291				UCSD-SCA Holdings I, LLC	DE	NIA	SCA-Encinitas, Inc.	Ownership	49.000	UnitedHealth Group Incorporated	NO	2
		00000	81-3144140				UCSD-SCA Holdings II, LLC	DE	NIA	SCA-San Diego, Inc.	Ownership	49.000	UnitedHealth Group Incorporated	NO	2
		00000	98-1388279				UHC Finance (Ireland) Limited	IRL	NIA	UnitedHealth Group International Finance (Ireland) Unlimited Company	Ownership	100.000	UnitedHealth Group Incorporated	NO	
		00000	41-1913059				UHC International Services, Inc.	DE	NIA	UnitedHealth Group Incorporated	Ownership	100.000	UnitedHealth Group Incorporated	NO	
		00000	95-2931460				UHC of California	CA	IA	United HealthCare Services, Inc. UnitedHealthcare Global Medical (UK) Limited	Ownership	100.000	UnitedHealth Group Incorporated	NO	
		00000	98-1103713				UHCG - FZE	ARE	NIA		Ownership	100.000	UnitedHealth Group Incorporated	NO	
		00000	98-1372063				UHCG Holdings (Ireland) Limited	IRL	NIA	United HealthCare Services, Inc.	Ownership	100.000	UnitedHealth Group Incorporated	NO	
		00000	98-1372064				UHCG Services (Ireland) Limited	IRL	NIA	UHCG Holdings (Ireland) Limited	Ownership	100.000	UnitedHealth Group Incorporated	NO	
		00000	98-0559902				UHG Holdings UK IV Limited	GBR	NIA	Bordeaux UK Holdings I Limited	Ownership	99.993	UnitedHealth Group Incorporated	NO	
		00000	98-0559902				UHG Holdings UK IV Limited	GBR	NIA	Bordeaux (Barbados) Holdings I, SRL	Ownership	0.007	UnitedHealth Group Incorporated	NO	
		00000	98-1249178				UHG Holdings UK V Limited	GBR	NIA	UHG Holdings UK IV Limited	Ownership	100.000	UnitedHealth Group Incorporated	NO	
		00000	98-1390073				UHG Holdings UK VI Limited	GBR	NIA	UHC Finance (Ireland) Limited	Ownership	100.000	UnitedHealth Group Incorporated	NO	
		00000	41-1921008				UHC Holdings, Inc.	DE	NIA	United HealthCare Services, Inc.	Ownership	100.000	UnitedHealth Group Incorporated	NO	
		00000	39-1995276				UMR, Inc.	DE	NIA	United HealthCare Services, Inc.	Ownership	100.000	UnitedHealth Group Incorporated	NO	
		00000	98-1444648				Unidad Médica Diagnóstico S.A.	COL	NIA	Colmedica Medicina Prepagada S.A.	Ownership	92.380	UnitedHealth Group Incorporated	NO	
		00000	98-1444648				Unidad Médica Diagnóstico S.A.	COL	NIA	Banmedica Internacional SpA	Ownership	7.620	UnitedHealth Group Incorporated	NO	
0707	UnitedHealth Group Incorporated	91529	52-1996029				Unimerica Insurance Company Unimerica Life Insurance Company of New York	WI	IA	OptumHealth Holdings, LLC	Ownership	100.000	UnitedHealth Group Incorporated	NO	
0707	UnitedHealth Group Incorporated	11596	01-0637149					NY	IA	UnitedHealthcare Insurance Company	Ownership	100.000	UnitedHealth Group Incorporated	NO	
		00000	20-5917714				Unison Health Plan of Delaware, Inc.	DE	IA	Three Rivers Holdings, Inc.	Ownership	100.000	UnitedHealth Group Incorporated	NO	
		00000	94-2649097				United Behavioral Health United Behavioral Health of New York, I.P.A., Inc.	CA	NIA	OptumHealth Holdings, LLC	Ownership	100.000	UnitedHealth Group Incorporated	NO	
		00000	41-1868911					NY	NIA	United Behavioral Health	Ownership	100.000	UnitedHealth Group Incorporated	NO	
		00000	75-2583080				United Group Reinsurance, Inc.	TCA	NIA	Healthmarkets, LLC	Ownership	100.000	UnitedHealth Group Incorporated	NO	
		00000	41-1289245	3410132			United HealthCare Services, Inc. United Resource Networks IPA of New York, Inc.	MN	UIP	UnitedHealth Group Incorporated	Ownership	100.000	UnitedHealth Group Incorporated	NO	
		00000	30-0318238					NY	NIA	OptumHealth Care Solutions, LLC	Ownership	100.000	UnitedHealth Group Incorporated	NO	
		00000	01-0538317				UnitedHealth Advisors, LLC	ME	NIA	United HealthCare Services, Inc.	Ownership	100.000	UnitedHealth Group Incorporated	NO	
		00000	41-1321939	4665014	0000731766	New York Stock Exchange	UnitedHealth Group Incorporated UnitedHealth Group International Finance (Ireland) Unlimited Company	DE	UIP	Self	Ownership	100.000	UnitedHealth Group Incorporated	NO	
		00000	98-1422474					IRL	NIA	UnitedHealthcare Europe S.á r.l.	Ownership	100.000	UnitedHealth Group Incorporated	NO	
		00000	46-3311984				UnitedHealth Group Ventures, LLC	DE	NIA	UnitedHealth Group Incorporated	Ownership	100.000	UnitedHealth Group Incorporated	NO	
		00000	41-1917398				UnitedHealth International, Inc.	DE	NIA	UnitedHealth Group Incorporated	Ownership	100.000	UnitedHealth Group Incorporated	NO	

ANNUAL STATEMENT FOR THE YEAR 2022 OF THE UnitedHealthcare of Arkansas, Inc.

SCHEDULE Y
PART 1A - DETAIL OF INSURANCE HOLDING COMPANY SYSTEM

1	2	3	4	5	6	7	8	9	10	11	12	13	14	15	16
Group Code	Group Name	NAIC Company Code	ID Number	Federal RSSD	CIK	Name of Securities Exchange if Publicly Traded (U.S. or International)	Names of Parent, Subsidiaries Or Affiliates	Domiciliary Location	Relationship to Reporting Entity	Directly Controlled by (Name of Entity/Person)	Type of Control (Ownership, Board, Management, Attorney-in-Fact, Influence, Other)	If Control is Ownership Provide Percentage	Ultimate Controlling Entity(ies)/Person(s)	Is an SCA Filing Required? (Yes/No)	*
		00000	26-2574977				UnitedHealth Military & Veterans Services, LLC	DE	NIA	United HealthCare Services, Inc.	Ownership	100.000	UnitedHealth Group Incorporated	NO	
		00000	33-0115163				UnitedHealthcare Accelerator, Inc.	DE	NIA	United HealthCare Services, Inc.	Ownership	100.000	UnitedHealth Group Incorporated	NO	
0707	UnitedHealth Group Incorporated	95174	33-0115163				UnitedHealthcare Benefits of Texas, Inc.	TX	IA	United HealthCare Services, Inc.	Ownership	100.000	UnitedHealth Group Incorporated	NO	
		00000	47-3221444				UnitedHealthcare Benefits Plan of California	CA	IA	United HealthCare Services, Inc.	Ownership	100.000	UnitedHealth Group Incorporated	NO	
		00000	46-4348775				UnitedHealthcare Community Plan of California, Inc.	CA	IA	United HealthCare Services, Inc.	Ownership	100.000	UnitedHealth Group Incorporated	NO	
0707	UnitedHealth Group Incorporated	13168	26-2688274				UnitedHealthcare Community Plan of Georgia, Inc.	GA	IA	AmeriChoice Corporation	Ownership	100.000	UnitedHealth Group Incorporated	NO	
0707	UnitedHealth Group Incorporated	12323	56-2451429				UnitedHealthcare Community Plan of Ohio, Inc.	OH	IA	Three Rivers Holdings, Inc.	Ownership	100.000	UnitedHealth Group Incorporated	NO	
0707	UnitedHealth Group Incorporated	11141	91-2008361				UnitedHealthcare Community Plan of Texas, L.L.C.	TX	IA	Ovations, Inc.	Ownership	100.000	UnitedHealth Group Incorporated	NO	
0707	UnitedHealth Group Incorporated	95467	38-3204052				UnitedHealthcare Community Plan, Inc.	MI	IA	AmeriChoice Corporation	Ownership	100.000	UnitedHealth Group Incorporated	NO	
		00000	98-1200034				UnitedHealthcare Consulting & Assistance Service (Beijing) Co., Ltd.	CHN	NIA	UnitedHealthcare International I B.V.	Ownership	100.000	UnitedHealth Group Incorporated	NO	
		00000	98-1199879				UnitedHealthcare Europe S.á r.l.	LUX	NIA	Bordeaux UK Holdings II Limited	Ownership	100.000	UnitedHealth Group Incorporated	NO	
0707	UnitedHealth Group Incorporated	15737	47-3788473				UnitedHealthcare Freedom Insurance Company	NH	IA	UnitedHealthcare Freedom Plans, Inc.	Ownership	100.000	UnitedHealth Group Incorporated	NO	
		00000	30-0858646				UnitedHealthcare Freedom Plans, Inc.	DE	NIA	United HealthCare Services, Inc.	Ownership	100.000	UnitedHealth Group Incorporated	NO	
		00000	98-1029201				UnitedHealthcare Global Medical (UK) Limited	GBR	NIA	UnitedHealthcare International I B.V.	Ownership	100.000	UnitedHealth Group Incorporated	NO	
0707	UnitedHealth Group Incorporated	79413	36-2739571				UnitedHealthcare Insurance Company	CT	IA	UHC Holdings, Inc.	Ownership	100.000	UnitedHealth Group Incorporated	NO	
0707	UnitedHealth Group Incorporated	84549	38-2044243				UnitedHealthcare Insurance Company of America	IL	IA	United HealthCare Services, Inc.	Ownership	100.000	UnitedHealth Group Incorporated	NO	
0707	UnitedHealth Group Incorporated	60318	36-3800349				UnitedHealthcare Insurance Company of Illinois	IL	IA	UnitedHealthcare Insurance Company	Ownership	100.000	UnitedHealth Group Incorporated	NO	
0707	UnitedHealth Group Incorporated	60093	11-3283886				UnitedHealthcare Insurance Company of New York	NY	IA	UnitedHealthcare Insurance Company	Ownership	100.000	UnitedHealth Group Incorporated	NO	
0707	UnitedHealth Group Incorporated	12231	20-1902768				UnitedHealthcare Insurance Company of the River Valley	IL	IA	UnitedHealthcare, Inc.	Ownership	100.000	UnitedHealth Group Incorporated	NO	
		00000	98-1372065				UnitedHealthcare Insurance Designated Activity Company	IRL	NIA	UHC Holdings (Ireland) Limited	Ownership	100.000	UnitedHealth Group Incorporated	NO	
		00000	86-0618309				UnitedHealthcare Integrated Services, Inc.	AZ	IA	Ovations, Inc.	Ownership	100.000	UnitedHealth Group Incorporated	NO	
		00000	41-1988797				UnitedHealthcare International Asia, LLC	DE	NIA	UnitedHealth Group Incorporated	Ownership	100.000	UnitedHealth Group Incorporated	NO	
		00000	98-1100512				UnitedHealthcare International I B.V.	NLD	NIA	FrontierMEDEX US, Inc.	Ownership	100.000	UnitedHealth Group Incorporated	NO	
		00000	98-1079459				UnitedHealthcare International II S.á r.l.	LUX	NIA	Bordeaux UK Holdings I Limited	Ownership	100.000	UnitedHealth Group Incorporated	NO	
		00000	98-1340853				UnitedHealthcare International III B.V.	NLD	NIA	UnitedHealthcare Europe S.á r.l.	Ownership	100.000	UnitedHealth Group Incorporated	NO	
		00000	98-1077436				UnitedHealthcare International III S.á r.l.	LUX	NIA	Optum Services (Ireland) Limited	Ownership	100.000	UnitedHealth Group Incorporated	NO	
		00000	98-1080926				UnitedHealthcare International IV S.á r.l.	LUX	NIA	UnitedHealthcare International VIII S.á r.l.	Ownership	100.000	UnitedHealth Group Incorporated	NO	
		00000	98-1372062				UnitedHealthcare International VIII S.á r.l.	LUX	NIA	UnitedHealthcare International X S.á r.l.	Ownership	100.000	UnitedHealth Group Incorporated	NO	
		00000	98-1443728				UnitedHealthcare International X S.á r.l.	LUX	NIA	UnitedHealthcare International III S.á r.l.	Ownership	100.000	UnitedHealth Group Incorporated	NO	
0707	UnitedHealth Group Incorporated	97179	86-0207231				UnitedHealthcare Life Insurance Company	WI	IA	Golden Rule Financial Corporation	Ownership	100.000	UnitedHealth Group Incorporated	NO	
0707	UnitedHealth Group Incorporated	95784	63-0899562				UnitedHealthcare of Alabama, Inc.	AL	IA	UnitedHealthcare, Inc.	Ownership	100.000	UnitedHealth Group Incorporated	NO	
0707	UnitedHealth Group Incorporated	96016	86-0507074				UnitedHealthcare of Arizona, Inc.	AZ	IA	UnitedHealthcare, Inc.	Ownership	100.000	UnitedHealth Group Incorporated	NO	
0707	UnitedHealth Group Incorporated	95446	63-1036819				UnitedHealthcare of Arkansas, Inc.	AR	RE	UnitedHealthcare, Inc.	Ownership	100.000	UnitedHealth Group Incorporated	NO	
0707	UnitedHealth Group Incorporated	95090	84-1004639				UnitedHealthcare of Colorado, Inc.	CO	IA	UnitedHealthcare, Inc.	Ownership	100.000	UnitedHealth Group Incorporated	NO	
0707	UnitedHealth Group Incorporated	95264	59-1293865				UnitedHealthcare of Florida, Inc.	FL	IA	UnitedHealthcare, Inc.	Ownership	100.000	UnitedHealth Group Incorporated	NO	

ANNUAL STATEMENT FOR THE YEAR 2022 OF THE UnitedHealthcare of Arkansas, Inc.

SCHEDULE Y
PART 1A - DETAIL OF INSURANCE HOLDING COMPANY SYSTEM

1	2	3	4	5	6	7	8	9	10	11	12	13	14	15	16
Group Code	Group Name	NAIC Company Code	ID Number	Federal RSSD	CIK	Name of Securities Exchange if Publicly Traded (U.S. or International)	Names of Parent, Subsidiaries Or Affiliates	Domi-ciliary Location	Relation-ship to Reporting Entity	Directly Controlled by (Name of Entity/Person)	Type of Control (Ownership, Board, Management, Attorney-in-Fact, Influence, Other)	If Control is Ownership Provide Percentage	Ultimate Controlling Entity(ies)/Person(s)	Is an SCA Filing Re-quired? (Yes/No)	*
.0707	UnitedHealth Group Incorporated	95850	58-1653544				UnitedHealthcare of Georgia, Inc.	GA	IA	UnitedHealthcare, Inc.	Ownership	100.000	UnitedHealth Group Incorporated	NO	
.0707	UnitedHealth Group Incorporated	95776	36-3280214				UnitedHealthcare of Illinois, Inc.	IL	IA	UnitedHealthcare, Inc.	Ownership	100.000	UnitedHealth Group Incorporated	NO	
.0707	UnitedHealth Group Incorporated	96644	62-1240316				UnitedHealthcare of Kentucky, Ltd.	KY	IA	UnitedHealthcare, Inc.	Ownership	5.828	UnitedHealth Group Incorporated	NO	
.0707	UnitedHealth Group Incorporated	96644	62-1240316				UnitedHealthcare of Kentucky, Ltd.	KY	IA	United HealthCare Services, Inc.	Ownership	94.172	UnitedHealth Group Incorporated	NO	
.0707	UnitedHealth Group Incorporated	95833	72-1074008				UnitedHealthcare of Louisiana, Inc.	LA	IA	UnitedHealthcare, Inc.	Ownership	100.000	UnitedHealth Group Incorporated	NO	
.0707	UnitedHealth Group Incorporated	95716	63-1036817				UnitedHealthcare of Mississippi, Inc.	MS	IA	UnitedHealthcare, Inc.	Ownership	100.000	UnitedHealth Group Incorporated	NO	
.0707	UnitedHealth Group Incorporated	95149	05-0413469				UnitedHealthcare of New England, Inc.	RI	IA	United HealthCare Services, Inc.	Ownership	100.000	UnitedHealth Group Incorporated	NO	
.0707	UnitedHealth Group Incorporated	13214	26-2697886				UnitedHealthcare of New Mexico, Inc.	NM	IA	UnitedHealthcare Insurance Company	Ownership	100.000	UnitedHealth Group Incorporated	NO	
.0707	UnitedHealth Group Incorporated	95085	06-1172891				UnitedHealthcare of New York, Inc.	NY	IA	AmeriChoice Corporation	Ownership	100.000	UnitedHealth Group Incorporated	NO	
.0707	UnitedHealth Group Incorporated	95103	56-1461010				UnitedHealthcare of North Carolina, Inc.	NC	IA	UnitedHealthcare, Inc.	Ownership	100.000	UnitedHealth Group Incorporated	NO	
.0707	UnitedHealth Group Incorporated	95186	31-1142815				UnitedHealthcare of Ohio, Inc.	OH	IA	United HealthCare Services, Inc.	Ownership	100.000	UnitedHealth Group Incorporated	NO	
.0707	UnitedHealth Group Incorporated	96903	33-0115166				UnitedHealthcare of Oklahoma, Inc.	OK	IA	United HealthCare Services, Inc.	Ownership	100.000	UnitedHealth Group Incorporated	NO	
.0707	UnitedHealth Group Incorporated	95893	93-0938819				UnitedHealthcare of Oregon, Inc.	OR	IA	United HealthCare Services, Inc.	Ownership	100.000	UnitedHealth Group Incorporated	NO	
.0707	UnitedHealth Group Incorporated	95220	25-1756858				UnitedHealthcare of Pennsylvania, Inc.	PA	IA	Three Rivers Holdings, Inc.	Ownership	100.000	UnitedHealth Group Incorporated	NO	
.0707	UnitedHealth Group Incorporated	16740	35-2674992				UnitedHealthcare of South Carolina, Inc.	SC	IA	UnitedHealthcare, Inc.	Ownership	100.000	UnitedHealth Group Incorporated	NO	
.0707	UnitedHealth Group Incorporated	95765	95-3939697				UnitedHealthcare of Texas, Inc.	TX	IA	UnitedHealthcare, Inc.	Ownership	100.000	UnitedHealth Group Incorporated	NO	
.0707	UnitedHealth Group Incorporated	95025	52-1130183				UnitedHealthcare of the Mid-Atlantic, Inc.	MD	IA	UnitedHealthcare, Inc.	Ownership	100.000	UnitedHealth Group Incorporated	NO	
.0707	UnitedHealth Group Incorporated	95591	47-0676824				UnitedHealthcare of the Midlands, Inc.	NE	IA	UnitedHealthcare, Inc.	Ownership	100.000	UnitedHealth Group Incorporated	NO	
.0707	UnitedHealth Group Incorporated	96385	43-1361841				UnitedHealthcare of the Midwest, Inc.	MO	IA	UnitedHealthcare, Inc.	Ownership	100.000	UnitedHealth Group Incorporated	NO	
.0707	UnitedHealth Group Incorporated	95685	86-0875231				UnitedHealthcare of the Rockies, Inc.	UT	IA	United HealthCare Services, Inc.	Ownership	100.000	UnitedHealth Group Incorporated	NO	
.0707	UnitedHealth Group Incorporated	95501	41-1488563				UnitedHealthcare of Utah, Inc.	UT	IA	UnitedHealthcare, Inc.	Ownership	100.000	UnitedHealth Group Incorporated	NO	
.0707	UnitedHealth Group Incorporated	48038	91-1312551				UnitedHealthcare of Washington, Inc.	WA	IA	United HealthCare Services, Inc.	Ownership	100.000	UnitedHealth Group Incorporated	NO	
.0707	UnitedHealth Group Incorporated	95710	39-1555888				UnitedHealthcare of Wisconsin, Inc.	WI	IA	UnitedHealthcare, Inc.	Ownership	100.000	UnitedHealth Group Incorporated	NO	
.0707	UnitedHealth Group Incorporated	95378	36-3379945				UnitedHealthcare Plan of the River Valley, Inc.	IL	IA	UnitedHealthcare, Inc.	Ownership	100.000	UnitedHealth Group Incorporated	NO	
		00000	47-0854646				UnitedHealthcare Service LLC	DE	NIA	UnitedHealthcare Insurance Company	Ownership	100.000	UnitedHealth Group Incorporated	NO	
		00000	01-0518346				UnitedHealthcare Specialty Benefits, LLC	ME	NIA	Specialty Benefits, LLC	Ownership	100.000	UnitedHealth Group Incorporated	NO	
		00000	41-1922511				UnitedHealthcare, Inc.	DE	UDP	United HealthCare Services, Inc.	Ownership	100.000	UnitedHealth Group Incorporated	NO	
		00000	27-0815205				Unity Health Network, LLC	DE	NIA	Collaborative Care Holdings, LLC	Ownership	80.100	UnitedHealth Group Incorporated	NO	
		00000	87-3506992				UOI East Bay Surgery Center, LLC	RI	NIA	SCA East Bay Holdings, LLC	Ownership	20.000	UnitedHealth Group Incorporated	NO	2
		00000	83-4657754				Upland Holdings, LLC	CA	NIA	NSC Upland, LLC	Ownership	58.991	UnitedHealth Group Incorporated	NO	
		00000	33-0812827				Upland Outpatient Surgical Center, L.P.	CA	NIA	Upland Holdings, LLC	Ownership	51.000	UnitedHealth Group Incorporated	NO	
		00000	26-0382877				Urgent Care Holdings, LLC	DE	NIA	Optum Clinics Holding Company, Inc.	Ownership	100.000	UnitedHealth Group Incorporated	NO	
		00000	26-3667220				Urgent Care MSO, LLC	DE	NIA	Urgent Care Holdings, LLC	Ownership	100.000	UnitedHealth Group Incorporated	NO	
		00000	75-2613230				Urology Associates of North Texas, P.L.L.C.	TX	NIA	USMD Affiliated Services	Ownership	100.000	UnitedHealth Group Incorporated	NO	
		00000	20-3887008				USHEALTH Academy, Inc.	TX	NIA	USHEALTH Group, Inc.	Ownership	100.000	UnitedHealth Group Incorporated	NO	
		00000	26-4163593				USHEALTH Administrators, LLC	DE	NIA	USHEALTH Group, Inc.	Ownership	100.000	UnitedHealth Group Incorporated	NO	
		00000	26-3887598				USHEALTH Advisors, LLC	TX	NIA	USHEALTH Career Agency, Inc.	Ownership	100.000	UnitedHealth Group Incorporated	NO	
		00000	75-2192748				USHEALTH Career Agency, Inc.	DE	NIA	USHEALTH Group, Inc.	Ownership	100.000	UnitedHealth Group Incorporated	NO	
		00000	75-2225185				USHEALTH Funding, Inc.	DE	NIA	USHEALTH Group, Inc.	Ownership	100.000	UnitedHealth Group Incorporated	NO	
		00000	73-1165000				USHEALTH Group, Inc.	DE	NIA	Golden Rule Financial Corporation	Ownership	100.000	UnitedHealth Group Incorporated	NO	
		00000	20-8048861				USMD Administrative Services, L.L.C.	TX	NIA	USMD Inc.	Ownership	100.000	UnitedHealth Group Incorporated	NO	
		00000	27-2956222				USMD Affiliated Services	TX	NIA	USMD Inc.	Ownership	100.000	UnitedHealth Group Incorporated	NO	
		00000	27-2803133				USMD Diagnostic Services, LLC	TX	NIA	WellMed Networks, Inc.	Ownership	100.000	UnitedHealth Group Incorporated	NO	1
		00000	27-2866866				USMD Holdings, Inc.	DE	NIA	WellMed Medical Management, Inc.	Ownership	100.000	UnitedHealth Group Incorporated	NO	
		00000	73-1662763				USMD Hospital at Arlington, L.P.	TX	NIA	MAT-RX DEVELOPMENT, L.L.C.	Ownership	45.396	UnitedHealth Group Incorporated	NO	1
		00000	20-3571243				USMD Hospital at Fort Worth, L.P.	TX	NIA	MAT-RX DEVELOPMENT, L.L.C.	Ownership	20.024	UnitedHealth Group Incorporated	NO	1
		00000	20-8050318				USMD Inc.	TX	NIA	USMD Holdings, Inc.	Ownership	100.000	UnitedHealth Group Incorporated	NO	
		00000	73-1662757				USMD of Arlington GP, L.L.C.	TX	NIA	MAT-RX DEVELOPMENT, L.L.C.	Ownership	100.000	UnitedHealth Group Incorporated	NO	1

ANNUAL STATEMENT FOR THE YEAR 2022 OF THE UnitedHealthcare of Arkansas, Inc.

SCHEDULE Y
PART 1A - DETAIL OF INSURANCE HOLDING COMPANY SYSTEM

1	2	3	4	5	6	7	8	9	10	11	12	13	14	15	16
Group Code	Group Name	NAIC Company Code	ID Number	Federal RSSD	CIK	Name of Securities Exchange if Publicly Traded (U.S. or International)	Names of Parent, Subsidiaries Or Affiliates	Domiciliary Location	Relationship to Reporting Entity	Directly Controlled by (Name of Entity/Person)	Type of Control (Ownership, Board, Management, Attorney-in-Fact, Influence, Other)	If Control is Ownership Provide Percentage	Ultimate Controlling Entity(ies)/Person(s)	Is an SCA Filing Required? (Yes/No)	*
		00000	35-2446102				USMD PPM, LLC	TX	NIA	USMD Inc.	Ownership	100.000	UnitedHealth Group Incorporated	NO	
		00000	87-0757396				Valley Physicians Network, Inc.	CA	NIA	PrimeCare Medical Network, Inc.	Ownership	80.000	UnitedHealth Group Incorporated	NO	
		00000	85-0780051				Vascular Labs of the Rockies ASC, LLC	DE	NIA	SCA-VLR Holdings Company, LLC	Ownership	51.000	UnitedHealth Group Incorporated	NO	
		00000	81-2820395				Via Vitae MSO, LLC	DE	NIA	OC Cardiology Practice Partners, LLC	Ownership	70.000	UnitedHealth Group Incorporated	NO	
		00000	98-1443076				Vida Integra S.p.A.	CHL	NIA	Saden S.A.	Ownership	0.000	UnitedHealth Group Incorporated	NO	
		00000	98-1443076				Vida Integra S.p.A.	CHL	NIA	Banmédica S.A.	Ownership	100.000	UnitedHealth Group Incorporated	NO	
		00000					Vida Tres S.A.	CHL	NIA	Clínica Dávila y Servicios Médicos S.p.A.	Ownership	0.000	UnitedHealth Group Incorporated	NO	
		00000					Vida Tres S.A.	CHL	NIA	Banmédica S.A.	Ownership	100.000	UnitedHealth Group Incorporated	NO	
		00000	27-1693889				Vieosoft, Inc.	WA	NIA	Change Healthcare Solutions, LLC	Ownership	100.000	UnitedHealth Group Incorporated	NO	
		00000	85-2278858				Virtua-SCA Holdings II, LLC	DE	NIA	SCA Outside New Jersey, LLC	Ownership	45.000	UnitedHealth Group Incorporated	NO	2
		00000	47-3247166				Virtua-SCA Holdings, LLC	NJ	NIA	SCA-New Jersey, LLC	Ownership	45.000	UnitedHealth Group Incorporated	NO	2
		00000	47-4149749				Virtual Therapeutics Corporation	DE	NIA	Optum Labs, LLC	Ownership	5.613	UnitedHealth Group Incorporated	NO	
		00000	47-4149749				Virtual Therapeutics Corporation	DE	NIA	United HealthCare Services, Inc.	Ownership	36.552	UnitedHealth Group Incorporated	NO	
		00000	47-4149749				Virtual Therapeutics Corporation	DE	NIA	UnitedHealth Group Ventures, LLC	Ownership	41.670	UnitedHealth Group Incorporated	NO	
		00000	85-2408007				Vision NewCo, LLC	DE	NIA	TTCP-SR Holdings, Inc.	Ownership	75.540	UnitedHealth Group Incorporated	NO	
		00000	85-2408007				Vision NewCo, LLC	DE	NIA	Change Healthcare Solutions, LLC	Ownership	24.460	UnitedHealth Group Incorporated	NO	
		00000	85-1453387				Vitucci, LCSW, P.C.	IL	NIA	Physician(s) Owned	Influence	0.000	UnitedHealth Group Incorporated	NO	1
		00000					Vivify Health Canada, Inc.	CAN	NIA	Vivify Health, Inc.	Ownership	100.000	UnitedHealth Group Incorporated	NO	
		00000	27-1348358				Vivify Health, Inc.	DE	NIA	OptumHealth Care Solutions, LLC	Ownership	100.000	UnitedHealth Group Incorporated	NO	
		00000	46-1558718				VPay Benefits Corporation	TX	NIA	VPay, Inc.	Ownership	100.000	UnitedHealth Group Incorporated	NO	
		00000	85-4390422				VPay Intermediate Holdings, LLC	DE	NIA	Optum Financial, Inc.	Ownership	100.000	UnitedHealth Group Incorporated	NO	
		00000	75-2405220				VPay, Inc.	TX	NIA	VPay Intermediate Holdings, LLC	Ownership	100.000	UnitedHealth Group Incorporated	NO	
		00000	36-4499777				Walnut Hill Surgery Center, LLC	TX	NIA	Surgical Care Affiliates, LLC	Influence	0.000	UnitedHealth Group Incorporated	NO	
		00000	86-0462952				Warner Family Practice, P.C.	AZ	NIA	Physician United PLLC	Ownership	100.000	UnitedHealth Group Incorporated	NO	1
		00000	36-3469841				Wauwatosa Outpatient Surgery Center, LLC	DE	NIA	Surgery Centers-West Holdings, LLC	Ownership	100.000	UnitedHealth Group Incorporated	NO	
		00000	36-3469839				Wauwatosa Surgery Center, LLC	DE	NIA	Wauwatosa Outpatient Surgery Center, LLC	Ownership	20.000	UnitedHealth Group Incorporated	NO	2
		00000	20-5429310				Wayland Square Surgicare Acquisition, L.P.	RI	NIA	Surgery Center Holding, LLC	Ownership	1.000	UnitedHealth Group Incorporated	NO	
		00000	20-5429310				Wayland Square Surgicare Acquisition, L.P.	RI	NIA	SC Affiliates, LLC	Ownership	99.000	UnitedHealth Group Incorporated	NO	
		00000	75-2500274				Wayland Square Surgicare GP, Inc.	RI	NIA	Surgery Center Holding, LLC	Ownership	100.000	UnitedHealth Group Incorporated	NO	
		00000	46-2854394				Waypoint Minnesota PC	MN	NIA	Physician(s) Owned	Influence	0.000	UnitedHealth Group Incorporated	NO	1
		00000	46-2859426				Waypoint Minnesota Sports PC	MN	NIA	Orthology Inc.	Ownership	100.000	UnitedHealth Group Incorporated	NO	
		00000	84-2233329				WellMed Florida Medicare ACO, LLC	TX	NIA	WellMed Network of Florida, Inc.	Ownership	100.000	UnitedHealth Group Incorporated	NO	1
		00000	45-2158334				WellMed Florida Services, PLLC	TX	NIA	WellMed Networks, Inc.	Ownership	100.000	UnitedHealth Group Incorporated	NO	1
		00000	84-2178104				WellMed Greater Texas Medicare ACO, LLC	TX	NIA	WellMed Networks, Inc.	Ownership	100.000	UnitedHealth Group Incorporated	NO	1
		00000	74-2574229				WellMed Medical Group, P.A.	TX	NIA	Physician(s) Owned	Influence	0.000	UnitedHealth Group Incorporated	NO	1
		00000	74-2797745				WellMed Medical Management of Florida, Inc.	FL	NIA	WellMed Medical Management, Inc.	Ownership	100.000	UnitedHealth Group Incorporated	NO	
		00000	74-2786364				WellMed Medical Management, Inc.	TX	NIA	Collaborative Care Holdings, LLC	Ownership	86.000	UnitedHealth Group Incorporated	NO	
		00000	35-2314192				WellMed Network of Florida, Inc.	TX	NIA	WellMed Networks, Inc.	Ownership	100.000	UnitedHealth Group Incorporated	NO	1
		00000	41-2250215				WellMed Networks - DFW, Inc.	TX	NIA	WellMed Networks, Inc.	Ownership	100.000	UnitedHealth Group Incorporated	NO	1
		00000	74-2889447				WellMed Networks, Inc.	TX	NIA	Physician(s) Owned	Influence	0.000	UnitedHealth Group Incorporated	NO	1
		00000	92-0183013				WellMed of Las Cruces, Inc.	TX	NIA	WellMed Networks, Inc.	Ownership	100.000	UnitedHealth Group Incorporated	NO	1
		00000	84-2193803				WellMed Tampa/Orlando Medicare ACO, LLC	TX	NIA	WellMed Network of Florida, Inc.	Ownership	100.000	UnitedHealth Group Incorporated	NO	1
		00000	84-2219968				WellMed Texas Medicare ACO, LLC	TX	NIA	WellMed Networks, Inc.	Ownership	100.000	UnitedHealth Group Incorporated	NO	1
		00000	88-2731487				WellSpan-SCA Holdings, LLC	DE	NIA	SCA-Hagerstown, LLC	Ownership	49.000	UnitedHealth Group Incorporated	NO	2
		00000	27-2809113				West Coast Endoscopy Holdings, LLC	DE	NIA	SCA Surgery Holdings, LLC	Ownership	100.000	UnitedHealth Group Incorporated	NO	
		00000	06-1521999				Western Connecticut Orthopedic Surgical Center, LLC	CT	NIA	SCA-Western Connecticut, LLC	Ownership	57.911	UnitedHealth Group Incorporated	NO	
		00000	47-4468184				Westgreen Surgical Center, LLC	TX	NIA	SCA Westgreen Holdings, LLC	Ownership	51.001	UnitedHealth Group Incorporated	NO	
		00000	85-3312235				WestHealth JV Holdings, LLC	DE	NIA	SCA West Health Holdings, LLC	Ownership	30.000	UnitedHealth Group Incorporated	NO	2

ANNUAL STATEMENT FOR THE YEAR 2022 OF THE UnitedHealthcare of Arkansas, Inc.

SCHEDULE Y
PART 1A - DETAIL OF INSURANCE HOLDING COMPANY SYSTEM

1	2	3	4	5	6	7	8	9	10	11	12	13	14	15	16
Group Code	Group Name	NAIC Company Code	ID Number	Federal RSSD	CIK	Name of Securities Exchange if Publicly Traded (U.S. or International)	Names of Parent, Subsidiaries Or Affiliates	Domiciliary Location	Relationship to Reporting Entity	Directly Controlled by (Name of Entity/Person)	Type of Control (Ownership, Board, Management, Attorney-in-Fact, Influence, Other)	If Control is Ownership Provide Percentage	Ultimate Controlling Entity(ies)/Person(s)	Is an SCA Filing Required? (Yes/No)	*
		00000	37-1763155				WestHealth Surgery Center, LLC	.. MN..... NIA.....	WestHealth JV Holdings, LLC	Ownership.....	..51.000	UnitedHealth Group Incorporated NO..... 2
		00000	45-0636596				WESTMED Practice Partners LLC	.. DE..... NIA.....	Collaborative Care Holdings, LLC	Ownership.....	..100.000	UnitedHealth Group Incorporated NO.....
		00000	88-1643733				Willow Park Endoscopy Center, LLC	.. TX..... NIA.....	Surgical Care Affiliates, LLC	Influence.....	..0.000	UnitedHealth Group Incorporated NO.....
		00000	27-4816583				Wilson Creek Surgical Center, LLC	.. TX..... NIA.....	Surgical Care Affiliates, LLC	Influence.....	..0.000	UnitedHealth Group Incorporated NO.....
		00000	85-3366699				Woodbury Surgery Center, LLC	.. MN..... NIA.....	SCA Woodbury Holdings, LLC	Ownership.....	..62.036	UnitedHealth Group Incorporated NO..... 2
		00000	52-2102846				XLHealth Corporation	.. MD..... NIA.....	United HealthCare Services, Inc.	Ownership.....	..100.000	UnitedHealth Group Incorporated NO.....
		00000	98-1107695				XLHealth Corporation India Private Limited	.. IND..... NIA.....	XLHealth Corporation	Ownership.....	..99.998	UnitedHealth Group Incorporated NO.....
		00000	98-1107695				XLHealth Corporation India Private Limited	.. IND..... NIA.....	UnitedHealth International, Inc.	Ownership.....	..0.002	UnitedHealth Group Incorporated NO.....
		00000	46-3537245				XLHome Michigan, P.C.	.. MI..... NIA.....	Physician(s) Owned	Influence.....	..0.000	UnitedHealth Group Incorporated NO..... 1
		00000	45-5530241				XLHome Northeast, P.C.	.. NJ..... NIA.....	Physician(s) Owned	Influence.....	..0.000	UnitedHealth Group Incorporated NO..... 1
		00000	46-2931689				XLHome Oklahoma, Inc.	.. OK..... NIA.....	Physician(s) Owned	Influence.....	..0.000	UnitedHealth Group Incorporated NO..... 1
		00000	27-3543997				XLHome, P.C.	.. MD..... NIA.....	Physician(s) Owned	Influence.....	..0.000	UnitedHealth Group Incorporated NO..... 1
		00000	81-2385235				Xplor Counseling, LLC	.. HI..... NIA.....	Refresh Mental Health, Inc.	Ownership.....	..100.000	UnitedHealth Group Incorporated NO.....

Asterisk	Explanation
1	Represents a physician or physicians' owned entity (with respect to the ultimate controlling entity), where the entity is deemed to be influenced by the ultimate controlling entity.
2	Represents a minority-owned entity (with respect to the controlling entity), where the entity is deemed to be influenced by the ultimate controlling entity.

ANNUAL STATEMENT FOR THE YEAR 2022 OF THE UnitedHealthcare of Arkansas, Inc.

SCHEDULE Y

PART 2 - SUMMARY OF INSURER'S TRANSACTIONS WITH ANY AFFILIATES

1	2	3	4	5	6	7	8	9	10	11	12	13
NAIC Company Code	ID Number	Names of Insurers and Parent, Subsidiaries or Affiliates	Shareholder Dividends	Capital Contributions	Purchases, Sales or Exchanges of Loans, Securities, Real Estate, Mortgage Loans or Other Investments	Income/ (Disbursements) Incurred in Connection with Guarantees or Undertakings for the Benefit of any Affiliate(s)	Management Agreements and Service Contracts	Income/ (Disbursements) Incurred Under Reinsurance Agreements	*	Any Other Material Activity Not in the Ordinary Course of the Insurer's Business	Totals	Reinsurance Recoverable/ (Payable) on Losses and/or Reserve Credit Taken/(Liability)
	45-2402948	4C Medical Group, PLC	0	0	0	0	1,667,827	0		0	1,667,827	0
	22-3149900	A.G. Dikengil, Inc.	0	0	0	0	298,307	0		0	298,307	0
	47-5519672	AbleTo Behavioral Health Services, PC	0	0	0	0	14,484,515	0		0	14,484,515	0
	41-1913523	ACN Group IPA of New York, Inc.	0	0	0	0	718,795	0		0	718,795	0
	27-0015861	ACN Group of California, Inc.	(4,000,000)	500,000	0	0	8,814,002	0		0	5,314,002	0
	20-1310827	Advanced Surgery Center of Clifton, LLC	0	0	0	0	59,817	0		0	59,817	0
	47-5144859	Advanced Surgical Center, LLC	0	0	0	0	172,350	0		0	172,350	0
	26-4093335	Advanced Surgical Hospital, LLC	0	0	0	0	534,540	0		0	534,540	0
	47-5337115	Advocate Condell Ambulatory Surgery Center, LLC	0	0	0	0	502,909	0		0	502,909	0
	36-4437931	Advocate Southwest Ambulatory Surgery Center, LLC	0	0	0	0	425,991	0		0	425,991	0
	46-1494814	Affirmations Psychological Services, LLC	0	0	0	0	107,716	0		0	107,716	0
	35-2109566	AHN Central Services, LLC	0	0	0	0	6,488,678	0		0	6,488,678	0
82406	35-1665915	All Savers Insurance Company	0	520,000,000	0	0	(200,021,312)	0		0	319,978,688	0
73130	35-1744596	All Savers Life Insurance Company of California	0	0	0	0	51,961	0		0	51,961	0
	27-1367127	Alliance Surgical Center, LLC	0	0	0	0	516,632	0		0	516,632	0
	63-1231942	Aloha Surgical Center, LLC	0	0	0	0	186,147	0		0	186,147	0
	35-2108729	American Health Network of Indiana, LLC	0	0	0	0	(2,964,157)	0		0	(2,964,157)	0
	31-1424957	American Health Network of Ohio, LLC	0	0	0	0	648,318	0		0	648,318	0
	54-1743136	AmeriChoice Corporation	150,000,000	0	0	0	0	0		0	150,000,000	0
95497	22-3368602	AmeriChoice of New Jersey, Inc.	(150,000,000)	0	0	0	(633,031,514)	0		0	(783,031,514)	0
	81-2112951	Angie Coil FNP, PLLC	0	0	0	0	41,142	0		0	41,142	0
	82-4763728	Anne Arundel-SCA Surgicenter, LLC	0	0	0	0	1,170,347	0		0	1,170,347	0
	33-0845269	AppleCare Medical Group St. Francis, Inc.	0	0	0	0	57,306	0		0	57,306	0
	33-0898174	AppleCare Medical Group, Inc.	0	0	0	0	47,328,479	0		0	47,328,479	0
	75-2285078	Arcadia Outpatient Surgery Center, L.P.	0	0	0	0	149,246	0		0	149,246	0
	86-3152173	ArchWell Health Professional Services of Alabama, LLC	0	0	0	0	512,565	0		0	512,565	0
	86-3241870	ArchWell Health Professional Services of Kansas, P.A.	0	0	0	0	915,829	0		0	915,829	0
	86-3222071	ArchWell Health Professional Services of North Carolina, P.C.	0	0	0	0	200,660	0		0	200,660	0
	86-3190019	ArchWell Health Professional Services of Oklahoma, LLC	0	0	0	0	588,013	0		0	588,013	0
	86-0813232	Arizona Physicians IPA, Inc.	(220,000,000)	0	0	0	(1,509,968,352)	0		0	(1,729,968,352)	0
	75-2055800	Arlington Surgery Center, LLC	0	0	0	0	570,851	0		0	570,851	0
	86-0882561	Astra Medical Clinic, PLLC	0	0	0	0	23,856	0		0	23,856	0
	74-2452953	Atlanta Surgery Center, Ltd. (L.P.)	0	0	0	0	160,846	0		0	160,846	0
	72-1097827	B.R.A.S.S. Partnership in Commendam	0	0	0	0	348,660	0		0	348,660	0
	33-0645967	Beaver Medical Group, P.C.	0	0	0	0	1,624,380	0		0	1,624,380	0
	88-0267857	Behavioral Healthcare Options, Inc.	0	0	0	0	9,203,763	0		0	9,203,763	0

ANNUAL STATEMENT FOR THE YEAR 2022 OF THE UnitedHealthcare of Arkansas, Inc.

SCHEDULE Y

PART 2 - SUMMARY OF INSURER'S TRANSACTIONS WITH ANY AFFILIATES

1	2	3	4	5	6	7	8	9	10	11	12	13
NAIC Company Code	ID Number	Names of Insurers and Parent, Subsidiaries or Affiliates	Shareholder Dividends	Capital Contributions	Purchases, Sales or Exchanges of Loans, Securities, Real Estate, Mortgage Loans or Other Investments	Income/ (Disbursements) Incurred in Connection with Guarantees or Undertakings for the Benefit of any Affiliate(s)	Management Agreements and Service Contracts	Income/ (Disbursements) Incurred Under Reinsurance Agreements	*	Any Other Material Activity Not in the Ordinary Course of the Insurer's Business	Totals	Reinsurance Recoverable/ (Payable) on Losses and/or Reserve Credit Taken/(Liability)
	04-3316367	Behavioral Solutions, P.C.	0	0	0	0	44,662	0		0	44,662	0
	22-2848531	Bergen-Passaic Cataract Laser and Surgery Center, LLC	0	0	0	0	741,330	0		0	741,330	0
	22-3858211	Bexar Imaging Center, LLC	0	0	0	0	41,523	0		0	41,523	0
	63-0984076	Birmingham Outpatient Surgery Center, Ltd.	0	0	0	0	1,468,743	0		0	1,468,743	0
	47-4758895	Bloomfield ASC, LLC	0	0	0	0	1,789,673	0		0	1,789,673	0
	62-1530122	Blue Ridge Day Surgery Center, L.P.	0	0	0	0	1,262,604	0		0	1,262,604	0
	65-0241934	Boca Raton Outpatient Surgery & Laser Center, LTD.	0	0	0	0	1,429,463	0		0	1,429,463	0
	46-4213826	Body Image Therapy Center Intensive LLC	0	0	0	0	91,349	0		0	91,349	0
	27-3955254	Capital City Medical Group, L.L.C.	0	0	0	0	130,249	0		0	130,249	0
	14-1940881	Capstone Behavioral Health, Inc.	0	0	0	0	22,349	0		0	22,349	0
12558	45-4976934	Care Improvement Plus of Texas Insurance Company	(147,500,000)	0	0	0	(6,912,064)	0		0	(154,412,064)	0
12567	20-3888112	Care Improvement Plus South Central Insurance Company	0	100,000,000	0	0	(13,497,175,688)	0		0	(13,397,175,688)	0
14041	27-5038136	Care Improvement Plus Wisconsin Insurance Company	(45,000,000)	0	0	0	(161,928,447)	0		0	(206,928,447)	0
	84-3894124	CareMount Value Partners IPA, LLC	0	0	0	0	88,223,797	0		0	88,223,797	0
	56-1780933	Carolina Behavioral Care, P.A.	0	0	0	0	384,537	0		0	384,537	0
	52-2072546	Carroll Counseling Center LLC	0	0	0	0	92,553	0		0	92,553	0
	81-3020487	Castle Hills Surgicare, LLC	0	0	0	0	73,176	0		0	73,176	0
	82-5207935	Castle Rock SurgiCenter, LLC	0	0	0	0	853,577	0		0	853,577	0
	82-1715584	CCEC Anesthesia Management, LLC	0	0	0	0	86,695	0		0	86,695	0
	27-2533497	Cedar Park Surgery Center, LLC	0	0	0	0	335,861	0		0	335,861	0
	85-3324771	Center for Restorative Surgery at Maple Grove, LLC	0	0	0	0	41,396	0		0	41,396	0
	33-0483510	Centers for Family Medicine, GP	0	0	0	0	856,422	0		0	856,422	0
42765	42-1194107	Centurion Casualty Company	0	0	0	0	3,917	0		0	3,917	0
	81-3611560	Change Healthcare LLC	0	0	0	0	331,969	0		0	331,969	0
	58-1709761	Charleston Surgery Center Limited Partnership	0	0	0	0	818,429	0		0	818,429	0
	56-1449531	Charlotte Surgery Center, LLC	0	0	0	0	2,520,227	0		0	2,520,227	0
	82-4075002	Chatham Orthopaedic ASC, LLC	0	0	0	0	595,369	0		0	595,369	0
	26-2389638	Childrens Surgery Center LLC	0	0	0	0	543,655	0		0	543,655	0
	62-1510209	Citrus Regional Surgery Center, L.P.	0	0	0	0	471,875	0		0	471,875	0
	20-3742012	Cleburne Surgical Center, LLC	0	0	0	0	547,694	0		0	547,694	0
	20-2236024	Clinton Partners, LLC	0	0	0	0	209,232	0		0	209,232	0
	20-3056794	Cognitive-Behavioral Therapy Center of Western North Carolina, P.A.	0	0	0	0	84,500	0		0	84,500	0
	27-2337487	Collaborative Care Services, Inc.	0	0	0	0	20,924,867	0		0	20,924,867	0
	83-1529015	Colonial Outpatient Surgery Center, LLC	0	0	0	0	732,882	0		0	732,882	0

42.1

ANNUAL STATEMENT FOR THE YEAR 2022 OF THE UnitedHealthcare of Arkansas, Inc.

SCHEDULE Y

PART 2 - SUMMARY OF INSURER'S TRANSACTIONS WITH ANY AFFILIATES

1	2	3	4	5	6	7	8	9	10	11	12	13
NAIC Company Code	ID Number	Names of Insurers and Parent, Subsidiaries or Affiliates	Shareholder Dividends	Capital Contributions	Purchases, Sales or Exchanges of Loans, Securities, Real Estate, Mortgage Loans or Other Investments	Income/ (Disbursements) Incurred in Connection with Guarantees or Undertakings for the Benefit of any Affiliate(s)	Management Agreements and Service Contracts	Income/ (Disbursements) Incurred Under Reinsurance Agreements	*	Any Other Material Activity Not in the Ordinary Course of the Insurer's Business	Totals	Reinsurance Recoverable/ (Payable) on Losses and/or Reserve Credit Taken/(Liability)
	52-2052733	Columbia Counseling Center P.A.	0	0	0	0	97,943	0		0	97,943	0
	06-1592173	Connecticut Surgery Center, Limited Partnership	0	0	0	0	1,165,016	0		0	1,165,016	0
	20-2595593	Corpus Christi Endoscopy Center, L.L.P.	0	0	0	0	245,527	0		0	245,527	0
	75-2862780	Cross Timbers Surgery Center, LLC	0	0	0	0	528,593	0		0	528,593	0
	63-1263704	Danbury Surgical Center, L.P.	0	0	0	0	1,056,397	0		0	1,056,397	0
	11-2811353	Day-OP Center Of Long Island Inc.	0	0	0	0	262,291	0		0	262,291	0
	52-1811176	DBP Services of New York IPA, Inc.	0	0	0	0	891,904	0		0	891,904	0
	51-0401940	Delaware Surgery Center, LLC	0	0	0	0	621,481	0		0	621,481	0
	52-1452809	Dental Benefit Providers of California, Inc.	0	0	0	0	(18,303,923)	0		0	(18,303,923)	0
	41-2014834	Dental Benefit Providers, Inc.	0	0	0	0	282,975,434	0		0	282,975,434	0
	47-0926556	Denton Surgery Center, LLC	0	0	0	0	794,311	0		0	794,311	0
	82-1436601	Derry Surgical Center, LLC	0	0	0	0	162,961	0		0	162,961	0
	33-0292435	Digestive Disease Center, L.P.	0	0	0	0	141,914	0		0	141,914	0
	45-3329728	Discovery Counseling & Consulting, LLC	0	0	0	0	59,651	0		0	59,651	0
	20-0419099	Doc Martins, PLLC	0	0	0	0	361,253	0		0	361,253	0
	82-5264853	Dry Creek Surgery Center, LLC	0	0	0	0	623,146	0		0	623,146	0
	82-5181311	DTC Surgery Center, LLC	0	0	0	0	2,374,093	0		0	2,374,093	0
	27-2103713	Dublin Surgery Center, LLC	0	0	0	0	218,696	0		0	218,696	0
	82-0668583	Duluth Surgical Suites, LLC	0	0	0	0	166,414	0		0	166,414	0
	04-3106404	Durable Medical Equipment, Inc.	0	0	0	0	61,830	0		0	61,830	0
	59-3625966	DWIC of Tampa Bay, Inc.	0	0	0	0	2,178,627	0		0	2,178,627	0
	59-3705426	E Street Endoscopy, LLC	0	0	0	0	280,748	0		0	280,748	0
	95-4660712	Ear Professionals International Corporation	0	0	0	0	213,574,729	0		0	213,574,729	0
	02-0593133	East Brunswick Surgery Center, LLC	0	0	0	0	155,449	0		0	155,449	0
	62-1502718	Emerald Coast Surgery Center, L.P.	0	0	0	0	579,273	0		0	579,273	0
	33-0181426	Empire Physicians' Medical Group, Inc.	0	0	0	0	28,121,646	0		0	28,121,646	0
	16-1770779	Endoscopy Associates of Valley Forge, LLC	0	0	0	0	70,737	0		0	70,737	0
89087	75-1617708	Enterprise Life Insurance Company	5,700,000	0	0	0	(14,959,509)	34,169,939		0	24,910,430	(73,512,088)
	27-2767291	EPIC Health Plan	0	0	0	0	184,676,854	0		0	184,676,854	0
	90-0624377	Eugene Therapy, LLC	0	0	0	0	77,442	0		0	77,442	0
	61-1752488	Evolve, LLC	0	0	0	0	31,356	0		0	31,356	0
	27-0927202	Eye Specialists Surgery Centers LLC	0	0	0	0	243,878	0		0	243,878	0
	46-3765364	Fairhaven Holdings, LLC	0	0	0	0	175,249	0		0	175,249	0
	27-0820363	Family Counseling Associates of Salem Andover LLC	0	0	0	0	122,343	0		0	122,343	0
	88-0223385	Family Health Care Services	0	0	0	0	4,972,338	0		0	4,972,338	0
	88-0257036	Family Home Hospice, Inc.	0	0	0	0	1,609,215	0		0	1,609,215	0
	87-4007730	Ferrell Physician Services, P.C.	0	0	0	0	219,609	0		0	219,609	0
	82-2929226	First Coast Orthopedic Center, LLC	0	0	0	0	792,799	0		0	792,799	0
	47-2066485	First Hill Surgery Center, LLC	0	0	0	0	680,640	0		0	680,640	0
	62-1551098	Florence Surgery Center, L.P.	0	0	0	0	290,342	0		0	290,342	0

ANNUAL STATEMENT FOR THE YEAR 2022 OF THE UnitedHealthcare of Arkansas, Inc.

SCHEDULE Y

PART 2 - SUMMARY OF INSURER'S TRANSACTIONS WITH ANY AFFILIATES

1	2	3	4	5	6	7	8	9	10	11	12	13
NAIC Company Code	ID Number	Names of Insurers and Parent, Subsidiaries or Affiliates	Shareholder Dividends	Capital Contributions	Purchases, Sales or Exchanges of Loans, Securities, Real Estate, Mortgage Loans or Other Investments	Income/ (Disbursements) Incurred in Connection with Guarantees or Undertakings for the Benefit of any Affiliate(s)	Management Agreements and Service Contracts	Income/ (Disbursements) Incurred Under Reinsurance Agreements	*	Any Other Material Activity Not in the Ordinary Course of the Insurer's Business	Totals	Reinsurance Recoverable/ (Payable) on Losses and/or Reserve Credit Taken/(Liability)
	77-0368346	Fort Worth Endoscopy Centers, LLC	0	0	0	0	1,681,774	0		0	1,681,774	0
	68-0499459	Foundation Surgery Affiliate of Huntingdon Valley, L.P.	0	0	0	0	365,823	0		0	365,823	0
	20-3412606	Franklin Surgical Center LLC	0	0	0	0	456,818	0		0	456,818	0
62324	61-1096685	Freedom Life Insurance Company of America	(166,400,000)	0	0	0	(519,102,092)	(34,544,680)		0	(720,046,772)	73,827,249
	52-2230470	FrontierMEDEX, Inc.	0	0	0	0	274,142	0		0	274,142	0
	65-1025514	Gladius Surgery Center, L.L.C.	0	0	0	0	353,167	0		0	353,167	0
	47-3495605	GLBESC, LLC	0	0	0	0	386,055	0		0	386,055	0
	33-0595220	Glenwood Surgical Center, L.P.	0	0	0	0	97,645	0		0	97,645	0
	37-0855360	Golden Rule Financial Corporation	123,400,000	(520,000,000)	0	0	0	0		0	(396,600,000)	0
62286	37-6028756	Golden Rule Insurance Company	(120,000,000)	0	0	0	(413,435,342)	0		0	(533,435,342)	0
	33-0529450	Golden Triangle Surgicenter, L.P.	0	0	0	0	160,566	0		0	160,566	0
	93-1237063	Grants Pass Surgery Center, LLC	0	0	0	0	67,050	0		0	67,050	0
	27-2337725	Greater Phoenix Collaborative Care, P.C.	0	0	0	0	1,687,119	0		0	1,687,119	0
	36-4053840	Greensboro Specialty Surgery Center, LLC	0	0	0	0	1,473,647	0		0	1,473,647	0
	74-2411643	Greenville Surgery Center, LLC	0	0	0	0	379,946	0		0	379,946	0
	85-3346468	Greenway Surgical Suites, LLC	0	0	0	0	230,226	0		0	230,226	0
	01-0619096	Grove Place Surgery Center, L.L.C.	0	0	0	0	645,134	0		0	645,134	0
	47-3071064	Guilford Surgery Center, LLC	0	0	0	0	550,273	0		0	550,273	0
	98-0213198	H&W Indemnity (SPC), Ltd.	0	0	0	0	0	5,818,230		0	5,818,230	40,117,241
79480	35-1279304	Harken Health Insurance Company	(90,000,000)	0	0	0	5,831,795	0		0	(84,168,205)	0
	26-3234725	Harrison Endo Surgical Center, LLC	0	0	0	0	123,143	0		0	123,143	0
	58-2065044	Hawthorn Place Outpatient Surgery Center, L.P.	0	0	0	0	1,163,524	0		0	1,163,524	0
	27-4579547	Hays Surgery Center, LLC	0	0	0	0	234,889	0		0	234,889	0
96342	88-0201035	Health Plan of Nevada, Inc.	(225,000,000)	0	0	0	(622,816,488)	(813,392)		0	(848,629,880)	68,276
	75-2674367	Healthcare Associates of Irving PLLC	0	0	0	0	3,165,632	0		0	3,165,632	0
	95-4526112	HealthCare Partners Affiliates Medical Group	0	0	0	0	3,704,093	0		0	3,704,093	0
	26-4247365	HealthCare Partners ASC-HB, LLC	0	0	0	0	36,127	0		0	36,127	0
	95-4628842	HealthCare Partners ASC-LB, LLC	0	0	0	0	23,145	0		0	23,145	0
	20-3349887	HealthEast Surgery Center-Maplewood, LLC	0	0	0	0	443,782	0		0	443,782	0
	47-2570595	HealthMarkets Group, Inc.	50,000,000	0	0	0	0	0		0	50,000,000	0
		HealthMarkets, LLC	7,500,000	0	0	0	0	0		0	7,500,000	0
	45-2548158	Healthplex Dental Services, Inc.	0	0	0	0	(12,861)	0		0	(12,861)	0
11172	11-3469326	Healthplex Insurance Company	0	25,500,000	0	0	(1,246,441)	0		0	24,253,559	0
12830	20-5343824	Healthplex of NJ, Inc.	0	0	0	0	1,847	0		0	1,847	0
	11-2714365	Healthplex, Inc.	0	(12,000,000)	0	0	119,316	0		0	(11,880,684)	0
	80-0020865	Heron Ridge Assoc., P.L.C.	0	0	0	0	82,347	0		0	82,347	0
	84-1472832	Highlands Ranch Healthcare, LLC	0	0	0	0	1,454,388	0		0	1,454,388	0
	74-2758644	Homecare Dimensions, Inc.	0	0	0	0	164,524	0		0	164,524	0
	27-3296953	IN Style OPTICAL, LLC	0	0	0	0	29,984	0		0	29,984	0
	33-0018673	Inland Surgery Center, L.P.	0	0	0	0	276,157	0		0	276,157	0
	47-5640889	INOVB Surgical at Memorial City, LLC	0	0	0	0	703,640	0		0	703,640	0

42.3

ANNUAL STATEMENT FOR THE YEAR 2022 OF THE UnitedHealthcare of Arkansas, Inc.

SCHEDULE Y

PART 2 - SUMMARY OF INSURER'S TRANSACTIONS WITH ANY AFFILIATES

1	2	3	4	5	6	7	8	9	10	11	12	13
NAIC Company Code	ID Number	Names of Insurers and Parent, Subsidiaries or Affiliates	Shareholder Dividends	Capital Contributions	Purchases, Sales or Exchanges of Loans, Securities, Real Estate, Mortgage Loans or Other Investments	Income/ (Disbursements) Incurred in Connection with Guarantees or Undertakings for the Benefit of any Affiliate(s)	Management Agreements and Service Contracts	Income/ (Disbursements) Incurred Under Reinsurance Agreements	*	Any Other Material Activity Not in the Ordinary Course of the Insurer's Business	Totals	Reinsurance Recoverable/ (Payable) on Losses and/or Reserve Credit Taken/(Liability)
	27-2557480	Integrated Behavioral Health, LLC	0	0	0	0	263,132	0		0	263,132	0
11173	22-2321226	International Healthcare Services, Inc.	0	0	0	0	(664,706)	0		0	(664,706)	0
	74-2544709	Joliet Surgery Center Limited Partnership	0	0	0	0	670,323	0		0	670,323	0
	26-3013277	Jonathan E. Goldberg, Ph.D., Inc.	0	0	0	0	70,847	0		0	70,847	0
	26-3478896	Joyce Marter & Associates, P.C.	0	0	0	0	234,858	0		0	234,858	0
	30-0089259	K.P. Counseling, Ltd.	0	0	0	0	54,979	0		0	54,979	0
	76-0386391	Kelsey-Seybold Medical Group, PLLC	0	0	0	0	301,827,766	0		0	301,827,766	0
	76-0602862	KS Management Services, L.L.C.	0	0	0	0	14,758,334	0		0	14,758,334	0
	84-2355006	KS Pharm, LLC	0	0	0	0	31,958	0		0	31,958	0
12827	20-5602615	KS Plan Administrators, LLC	0	0	0	0	(303,718,113)	0		0	(303,718,113)	0
	84-2241460	KS SC, LLC	0	0	0	0	7,883,850	0		0	7,883,850	0
	36-4785073	Landmark Health NY IPA, LLC	0	0	0	0	82,240	0		0	82,240	0
	85-0997438	Landmark Medical of Arkansas, P.A.	0	0	0	0	5,064,130	0		0	5,064,130	0
	82-4633545	Landmark Medical of Kansas, P.A.	0	0	0	0	1,130,946	0		0	1,130,946	0
	82-4881602	Landmark Medical of Kentucky, PSC	0	0	0	0	1,379,430	0		0	1,379,430	0
	81-5364097	Landmark Medical of Massachusetts, PLLC	0	0	0	0	12,202,163	0		0	12,202,163	0
	82-5084178	Landmark Medical of Mississippi, P.C.	0	0	0	0	385,560	0		0	385,560	0
	82-4857713	Landmark Medical of Missouri, P.C.	0	0	0	0	938,813	0		0	938,813	0
	82-4864947	Landmark Medical of Ohio, Professional Corporation	0	0	0	0	14,149,724	0		0	14,149,724	0
	47-2926188	Landmark Medical of Oregon, PC	0	0	0	0	2,563,400	0		0	2,563,400	0
	84-2830065	Landmark Medical of Rhode Island, PC	0	0	0	0	945,915	0		0	945,915	0
	30-1288593	Landmark Medical of Tennessee, PC	0	0	0	0	5,064,570	0		0	5,064,570	0
	85-0839774	Landmark Medical of Virginia, P.C.	0	0	0	0	1,794,720	0		0	1,794,720	0
	47-3028655	Landmark Medical of Washington, PC	0	0	0	0	1,604,898	0		0	1,604,898	0
	47-1588943	Landmark Medical, P.C.	0	0	0	0	32,240,362	0		0	32,240,362	0
	61-1028180	Lexington Surgery Center, Ltd.	0	0	0	0	880,503	0		0	880,503	0
	36-3468942	LGH-A/Golf ASTC, L.L.C.	0	0	0	0	425,796	0		0	425,796	0
	20-0468524	Life Strategies Counseling, Inc.	0	0	0	0	40,108	0		0	40,108	0
	26-3292877	LifeSolutions Counseling Associates, P.C.	0	0	0	0	32,189	0		0	32,189	0
	51-0277181	Limestone Medical Center, LLC	0	0	0	0	312,935	0		0	312,935	0
	82-2435405	Logan Surgical Suites, LLC	0	0	0	0	573,074	0		0	573,074	0
	62-1179566	Louisville S.C., Ltd.	0	0	0	0	379,416	0		0	379,416	0
	36-4119522	Loyola Ambulatory Surgery Center at Oakbrook, L.P.	0	0	0	0	81,964	0		0	81,964	0
	02-0749532	Lutheran Campus ASC, LLC	0	0	0	0	1,076,902	0		0	1,076,902	0
	20-2547795	Main Line Spine Surgery Center, LLC	0	0	0	0	215,944	0		0	215,944	0
60321	52-1803283	MAMSI Life and Health Insurance Company	(26,000,000)	0	0	0	(21,495,277)	0		0	(47,495,277)	0
52014	65-0303864	Managed Care of North America, Inc.	(10,000,000)	0	0	0	17,580,343	0		0	7,580,343	0
	86-1354607	Mansfield Endoscopy Center, LLC	0	0	0	0	206,038	0		0	206,038	0
	95-4874334	March Vision Care Group, Incorporated	0	0	0	0	35,341,481	0		0	35,341,481	0
	27-3115058	March Vision Care IPA, Inc.	0	0	0	0	224,999	0		0	224,999	0
	75-2160466	Marietta Outpatient Surgery, Ltd. (L.P.)	0	0	0	0	690,473	0		0	690,473	0

ANNUAL STATEMENT FOR THE YEAR 2022 OF THE UnitedHealthcare of Arkansas, Inc.

SCHEDULE Y

PART 2 - SUMMARY OF INSURER'S TRANSACTIONS WITH ANY AFFILIATES

1	2	3	4	5	6	7	8	9	10	11	12	13
NAIC Company Code	ID Number	Names of Insurers and Parent, Subsidiaries or Affiliates	Shareholder Dividends	Capital Contributions	Purchases, Sales or Exchanges of Loans, Securities, Real Estate, Mortgage Loans or Other Investments	Income/ (Disbursements) Incurred in Connection with Guarantees or Undertakings for the Benefit of any Affiliate(s)	Management Agreements and Service Contracts	Income/ (Disbursements) Incurred Under Reinsurance Agreements	*	Any Other Material Activity Not in the Ordinary Course of the Insurer's Business	Totals	Reinsurance Recoverable/ (Payable) on Losses and/or Reserve Credit Taken/(Liability)
	94-3377073	Marin Health Ventures, LLC	0	0	0	0	572,017	0		0	572,017	0
	20-0815305	Massachusetts Avenue Surgery Center, LLC	0	0	0	0	620,054	0		0	620,054	0
	62-1600267	McKenzie Surgery Center, L.P.	0	0	0	0	367,684	0		0	367,684	0
	45-2542951	MCNA Health Care Holdings, LLC	43,000,000	0	0	0	16,968,506	0		0	59,968,506	0
14063	52-2459969	MCNA Insurance Company	(33,000,000)	0	0	0	(86,528,344)	0		0	(119,528,344)	0
	45-3641822	MCNA Systems Corp.	0	0	0	0	40,547,966	0		0	40,547,966	0
96310	52-1169135	MD-Individual Practice Association, Inc.	(15,000,000)	0	0	0	(56,220,387)	(183,486)		0	(71,403,873)	0
	81-0936574	ME Urgent Care Nebraska, Inc.	0	0	0	0	149,768	0		0	149,768	0
	82-4401181	MedExpress Primary Care West Virginia, Inc.	0	0	0	0	24,461	0		0	24,461	0
	46-4348120	MedExpress Urgent Care Arkansas, P.A.	0	0	0	0	1,045,184	0		0	1,045,184	0
	82-0930142	MedExpress Urgent Care California, P.C.	0	0	0	0	1,080,198	0		0	1,080,198	0
	81-1956812	MedExpress Urgent Care Connecticut, P.C.	0	0	0	0	190,674	0		0	190,674	0
	47-1919283	MedExpress Urgent Care Kansas, P.A.	0	0	0	0	323,707	0		0	323,707	0
	82-1719888	MedExpress Urgent Care Maine, Inc.	0	0	0	0	135,191	0		0	135,191	0
	81-1125396	MedExpress Urgent Care Minnesota P.C.	0	0	0	0	79,359	0		0	79,359	0
	81-5138747	MedExpress Urgent Care North Carolina, P.C.	0	0	0	0	3,791,791	0		0	3,791,791	0
	20-2545363	MedExpress Urgent Care of Boynton Beach, LLC	0	0	0	0	791,593	0		0	791,593	0
	47-5147441	MedExpress Urgent Care Texas, P.A.	0	0	0	0	426,360	0		0	426,360	0
	26-4546400	MedExpress Urgent Care, Inc. - West Virginia	0	0	0	0	884,610	0		0	884,610	0
	45-3461101	MedExpress Urgent Care, P.C. - Maryland	0	0	0	0	462,742	0		0	462,742	0
	47-1857908	MedExpress Urgent Care, P.C. - Massachusetts	0	0	0	0	143,963	0		0	143,963	0
	47-1824365	MedExpress Urgent Care, P.C. - Oklahoma	0	0	0	0	69,095	0		0	69,095	0
	26-3750502	MedExpress Urgent Care, P.C. - Pennsylvania	0	0	0	0	3,369,003	0		0	3,369,003	0
	45-3123110	MedExpress Urgent Care, P.C. - Virginia	0	0	0	0	1,583,877	0		0	1,583,877	0
	45-5436856	MedExpress, Inc. - Delaware	0	0	0	0	131,049	0		0	131,049	0
	75-2566987	Medical Clinic of North Texas PLLC	0	0	0	0	6,496,071	0		0	6,496,071	0
	58-2101921	Melbourne Surgery Center, LLC	0	0	0	0	420,603	0		0	420,603	0
	37-1782795	Memorial Houston Surgery Center, LLC	0	0	0	0	441,477	0		0	441,477	0
	26-1394069	MemorialCare Surgical Center at Orange Coast, LLC	0	0	0	0	828,482	0		0	828,482	0
	20-3678259	MemorialCare Surgical Center at Saddleback, LLC	0	0	0	0	1,118,439	0		0	1,118,439	0
	62-1396317	Mental Health Resources, PLLC	0	0	0	0	113,200	0		0	113,200	0
	36-4600281	Miami Surgery Center, LLC	0	0	0	0	594,578	0		0	594,578	0
	20-3345412	Midlands Orthopaedics Surgery Center, LLC	0	0	0	0	1,009,192	0		0	1,009,192	0
	20-8103522	Midwest Center for Day Surgery, LLC	0	0	0	0	412,705	0		0	412,705	0
66087	62-0724538	Mid-West National Life Insurance Company of Tennessee	(7,500,000)	0	0	0	(714,139)	(129,681)		0	(8,343,820)	1,769,153

42.5

ANNUAL STATEMENT FOR THE YEAR 2022 OF THE UnitedHealthcare of Arkansas, Inc.

SCHEDULE Y

PART 2 - SUMMARY OF INSURER'S TRANSACTIONS WITH ANY AFFILIATES

1	2	3	4	5	6	7	8	9	10	11	12	13
NAIC Company Code	ID Number	Names of Insurers and Parent, Subsidiaries or Affiliates	Shareholder Dividends	Capital Contributions	Purchases, Sales or Exchanges of Loans, Securities, Real Estate, Mortgage Loans or Other Investments	Income/ (Disbursements) Incurred in Connection with Guarantees or Undertakings for the Benefit of any Affiliate(s)	Management Agreements and Service Contracts	Income/ (Disbursements) Incurred Under Reinsurance Agreements	*	Any Other Material Activity Not in the Ordinary Course of the Insurer's Business	Totals	Reinsurance Recoverable/ (Payable) on Losses and/or Reserve Credit Taken/(Liability)
	83-0543458	Mile High SurgiCenter, LLC	0	0	0	0	789,665	0		0	789,665	0
	47-2117693	Mindscapes Counseling, LLC	0	0	0	0	216,503	0		0	216,503	0
	81-2977678	Mobile Medical Services of New Jersey, PC	0	0	0	0	128,114	0		0	128,114	0
	30-0445773	Mobile Medical Services, P.C.	0	0	0	0	858,710	0		0	858,710	0
	63-0883553	Mobile-SC, LTD.	0	0	0	0	921,950	0		0	921,950	0
	22-3935634	Monarch Health Plan, Inc.	0	0	0	0	116,907,336	0		0	116,907,336	0
	33-0587660	Monarch HealthCare, A Medical Group, Inc.	0	0	0	0	92,737,453	0		0	92,737,453	0
	52-1401868	Montgomery Surgery Center Limited Partnership	0	0	0	0	361,064	0		0	361,064	0
	26-3513595	Morris County Surgical Center, LLC	0	0	0	0	326,652	0		0	326,652	0
	45-4450466	Murrells Inlet ASC, LLC	0	0	0	0	688,362	0		0	688,362	0
98205	73-1187572	National Foundation Life Insurance Company	(46,000,000)	0	0	0	(51,890,757)	374,741		0	(97,516,016)	(315,161)
95251	76-0196559	National Pacific Dental, Inc.	0	0	0	0	(741,064)	0		0	(741,064)	0
	36-4719151	naviHealth, Inc.	0	0	0	0	3,225,248,320	0		0	3,225,248,320	0
95123	65-0996107	Neighborhood Health Partnership, Inc.	(20,000,000)	0	0	0	(253,261,691)	0		0	(273,261,691)	0
95758	88-0228572	Nevada Pacific Dental	0	0	0	0	(355,423)	0		0	(355,423)	0
	72-1267232	New Orleans Regional Physician Hospital Organization, L.L.C.	0	0	0	0	1,399,585,059	0		0	1,399,585,059	0
	84-1250135	New West Physicians, Inc.	0	0	0	0	3,884,555	0		0	3,884,555	0
	27-2248103	North Dallas Surgical Center, LLC	0	0	0	0	436,805	0		0	436,805	0
	91-1276412	North Kitsap Ambulatory Surgery Center, LLC	0	0	0	0	356,038	0		0	356,038	0
	63-1240726	Northern Rockies Surgery Center, L.P.	0	0	0	0	48,840	0		0	48,840	0
	62-1664325	Northlake Surgical Center, L.P.	0	0	0	0	168,943	0		0	168,943	0
	86-0646417	Northlight Counseling Associates, Inc.	0	0	0	0	54,296	0		0	54,296	0
	45-5055997	Northwest Spine and Laser Surgery Center LLC	0	0	0	0	644,841	0		0	644,841	0
	75-2494046	Northwest Surgicare, Ltd., an Illinois Limited Partnership	0	0	0	0	300,292	0		0	300,292	0
	61-1855159	NPN IPA Washington, PLLC	0	0	0	0	59,535	0		0	59,535	0
	38-2481929	Oakland Psychological Clinic, P.C.	0	0	0	0	56,940	0		0	56,940	0
	26-1914835	Ophthalmology Surgery Center of Dallas, LLC	0	0	0	0	2,680,762	0		0	2,680,762	0
96940	52-1518174	Optimum Choice, Inc.	(1,900,000)	0	0	0	(97,119,789)	(427,168)		0	(99,446,957)	0
	45-4770582	Optum Care Network of Indiana, LLC	0	0	0	0	336,565,505	0		0	336,565,505	0
	45-3143218	Optum Care Networks, Inc.	0	0	0	0	668,491,633	0		0	668,491,633	0
	46-1981651	Optum Direct To Consumer, LLC	0	0	0	0	55,123	0		0	55,123	0
	27-2309024	Optum Health Networks, Inc.	0	0	0	0	8,318,545,652	0		0	8,318,545,652	0
	46-2385459	Optum Health Plan of California	0	0	0	0	781,934,471	0		0	781,934,471	0
69647	31-0628424	Optum Insurance of Ohio, Inc.	(27,000,000)	0	0	0	(9,622,462)	0		0	(36,622,462)	0
	22-3624559	Optum Medical Care of New Jersey, P.C.	0	0	0	0	19,731,441	0		0	19,731,441	0

ANNUAL STATEMENT FOR THE YEAR 2022 OF THE UnitedHealthcare of Arkansas, Inc.

SCHEDULE Y

PART 2 - SUMMARY OF INSURER'S TRANSACTIONS WITH ANY AFFILIATES

1	2	3	4	5	6	7	8	9	10	11	12	13
NAIC Company Code	ID Number	Names of Insurers and Parent, Subsidiaries or Affiliates	Shareholder Dividends	Capital Contributions	Purchases, Sales or Exchanges of Loans, Securities, Real Estate, Mortgage Loans or Other Investments	Income/ (Disbursements) Incurred in Connection with Guarantees or Undertakings for the Benefit of any Affiliate(s)	Management Agreements and Service Contracts	Income/ (Disbursements) Incurred Under Reinsurance Agreements	*	Any Other Material Activity Not in the Ordinary Course of the Insurer's Business	Totals	Reinsurance Recoverable/ (Payable) on Losses and/or Reserve Credit Taken/(Liability)
	13-3544120	Optum Medical Care, P.C.	0	0	0	0	54,072,291	0		0	54,072,291	0
	30-0826311	Optum Medical Services of California, P.C.	0	0	0	0	16,027,821	0		0	16,027,821	0
	45-3866363	Optum Medical Services, P.C.	0	0	0	0	12,018,578	0		0	12,018,578	0
11068	30-0029448	Optum Networks of New Jersey, Inc.	0	30,000,000	0	0	369,131,343	0		0	399,131,343	0
	58-2205984	Optum Women's and Children's Health, LLC	0	0	0	0	6,327,125	0		0	6,327,125	0
	47-1422097	OptumCare Clinical Trials, LLC	0	0	0	0	114,460	0		0	114,460	0
	35-2597463	OptumCare Colorado ASC, LLC	0	0	0	0	52,541	0		0	52,541	0
	47-2218380	OptumCare Colorado Springs, LLC	0	0	0	0	4,026,823	0		0	4,026,823	0
	87-0408859	OptumCare Florida, LLC	0	0	0	0	1,023,354	0		0	1,023,354	0
	20-4043287	OptumCare New Mexico, LLC	0	0	0	0	165,338,353	0		0	165,338,353	0
	13-4138668	OptumCare New York IPA, Inc.	0	0	0	0	18,901,330	0		0	18,901,330	0
	93-1306308	OptumCare Portland, LLC	0	0	0	0	169,206	0		0	169,206	0
	41-1591944	OptumHealth Care Solutions, LLC	4,000,000	(500,000)	0	0	242,915,191	0		0	246,415,191	0
	47-1192395	OptumHealth Holdings, LLC	125,000,000	0	0	0	0	0		0	125,000,000	0
	41-1858498	OptumInsight, Inc.	0	0	0	0	368,131,142	0		0	368,131,142	0
	88-0361447	OptumRx PBM of Maryland, LLC	27,000,000	0	0	0	0	0		0	27,000,000	0
	33-0441200	OptumRx, Inc.	0	0	0	0	22,485,193,833	0		0	22,485,193,833	0
	27-3674492	Oregon Healthcare Resources, LLC	0	0	0	0	4,039,662	0		0	4,039,662	0
	22-3883387	Oregon Outpatient Surgery Center, LLC	0	0	0	0	521,853	0		0	521,853	0
	13-3960641	OrthoNet Holdings, Inc.	0	(30,000,000)	0	0	0	0		0	(30,000,000)	0
	13-3818652	OrthoNet LLC	0	0	0	0	13,512,523	0		0	13,512,523	0
	81-2594417	Orthopedic Surgery Center of Palm Beach County, LLC	0	0	0	0	552,161	0		0	552,161	0
	41-1921007	Ovations, Inc.	128,000,000	0	0	0	0	0		0	128,000,000	0
78026	22-2797560	Oxford Health Insurance, Inc.	(560,000,000)	0	0	0	(2,032,415,716)	(5,203)		0	(2,592,420,919)	0
96798	06-1181201	Oxford Health Plans (CT), Inc.	(31,000,000)	0	0	0	(539,091,057)	(1,404,806)		0	(571,495,863)	2
95506	22-2745725	Oxford Health Plans (NJ), Inc.	(131,000,000)	0	0	0	(830,227,115)	1,000		0	(961,226,115)	0
95479	06-1181200	Oxford Health Plans (NY), Inc.	0	0	0	0	(92,091,634)	0		0	(92,091,634)	0
	52-2443751	Oxford Health Plans LLC	162,000,000	0	0	0	0	0		0	162,000,000	0
70785	35-1137395	PacifiCare Life and Health Insurance Company	0	0	0	0	(573,438)	149		0	(573,289)	12,870
84506	95-2829463	PacifiCare Life Assurance Company	(6,000,000)	0	0	0	(2,157,365)	0		0	(8,157,365)	0
95617	94-3267522	PacifiCare of Arizona, Inc.	0	0	0	0	(5,488)	(333)		0	(5,821)	0
95434	84-1011378	PacifiCare of Colorado, Inc.	(195,000,000)	0	0	0	2,840,594	15,945		0	(192,143,461)	0
	48-1255983	Panama City Surgery Center, LLC	0	0	0	0	648,008	0		0	648,008	0
	45-1484375	Park Hill Surgery Center, LLC	0	0	0	0	1,268,970	0		0	1,268,970	0
	20-4127100	Parkway Surgery Center, LLC	0	0	0	0	145,292	0		0	145,292	0
	62-1500185	Partial Hospital Systems, Inc.	0	0	0	0	63,157	0		0	63,157	0
	20-1311030	Patient Care Associates, L.L.C.	0	0	0	0	1,378,412	0		0	1,378,412	0
13607	20-5662149	Peoples Health, Inc.	0	0	0	0	(1,401,075,345)	0		0	(1,401,075,345)	0
	20-5608977	Perham Physical Therapy, LTD	0	0	0	0	53,000	0		0	53,000	0
	58-1978405	Perimeter Center for Outpatient Surgery, L.P.	0	0	0	0	348,065	0		0	348,065	0
	38-2592367	Perspectives of Troy, P.C.	0	0	0	0	62,961	0		0	62,961	0

ANNUAL STATEMENT FOR THE YEAR 2022 OF THE UnitedHealthcare of Arkansas, Inc.

SCHEDULE Y

PART 2 - SUMMARY OF INSURER'S TRANSACTIONS WITH ANY AFFILIATES

1	2	3	4	5	6	7	8	9	10	11	12	13
NAIC Company Code	ID Number	Names of Insurers and Parent, Subsidiaries or Affiliates	Shareholder Dividends	Capital Contributions	Purchases, Sales or Exchanges of Loans, Securities, Real Estate, Mortgage Loans or Other Investments	Income/ (Disbursements) Incurred in Connection with Guarantees or Undertakings for the Benefit of any Affiliate(s)	Management Agreements and Service Contracts	Income/ (Disbursements) Incurred Under Reinsurance Agreements	*	Any Other Material Activity Not in the Ordinary Course of the Insurer's Business	Totals	Reinsurance Recoverable/ (Payable) on Losses and/or Reserve Credit Taken/(Liability)
	82-5162940	Phoenix Mental Health and Wellness PLLC	0	0	0	0	113,486	0		0	113,486	0
	81-2902954	Physician Alliance of the Rockies, LLC	0	0	0	0	258,494,715	0		0	258,494,715	0
	91-1822767	Physicians Care Network, L.L.C.	0	0	0	0	57,129	0		0	57,129	0
	59-3438026	Physicians Day Surgery Center, LLC	0	0	0	0	398,621	0		0	398,621	0
11494	04-3677255	Physicians Health Choice of Texas, LLC	0	0	0	0	(2,198,866,768)	0		0	(2,198,866,768)	0
	20-5071967	Physicians' Medical Center, LLC	0	0	0	0	2,681,042	0		0	2,681,042	0
	94-2722082	Physicians Medical Group of San Jose, Inc.	0	0	0	0	4,207,178	0		0	4,207,178	0
	20-5170962	Physicians' Surgery Center of Downey, LLC	0	0	0	0	54,714	0		0	54,714	0
	33-0795271	Pinnacle Medical Group, Inc.	0	0	0	0	49,240	0		0	49,240	0
	33-0752699	Pomerado Outpatient Surgical Center, L.P.	0	0	0	0	225,870	0		0	225,870	0
12756	20-3391186	Preferred Care Network of Florida, Inc.	0	0	0	0	7,616	0		0	7,616	0
12155	01-0788576	Preferred Care Network, Inc.	(19,500,000)	0	0	0	(135,968,114)	0		0	(155,468,114)	0
	65-0683927	Preferred Care Partners Holding, Corp.	146,700,000	0	0	0	0	0		0	146,700,000	0
11176	65-0885893	Preferred Care Partners, Inc.	(146,700,000)	0	0	0	(1,361,479,472)	0		0	(1,508,179,472)	0
	41-1846481	PreferredOne Administrative Services, Inc.	0	(25,000,000)	0	0	3,951,033	0		0	(21,048,967)	0
11817	81-0625135	PreferredOne Insurance Company	0	25,000,000	0	0	(584,169)	0		0	24,415,831	0
	72-1378216	Premier Surgery Center of Louisville, L.P.	0	0	0	0	386,591	0		0	386,591	0
	33-0527335	Primary Care Associated Medical Group, Inc.	0	0	0	0	12,398,549	0		0	12,398,549	0
	33-0607478	PrimeCare Medical Network, Inc.	0	0	0	0	304,193,541	0		0	304,193,541	0
	45-4469117	ProHEALTH Accountable Care Medical Group, PLLC	0	0	0	0	363,852	0		0	363,852	0
	11-3447394	ProHEALTH Ambulatory Surgery Center, Inc.	0	0	0	0	600,509	0		0	600,509	0
	11-3355604	ProHEALTH Care Associates, L.L.P.	0	0	0	0	24,733,928	0		0	24,733,928	0
	06-1469068	ProHealth Physicians, P.C.	0	0	0	0	12,405,522	0		0	12,405,522	0
	47-5661535	ProHEALTH Urgent Care Medicine of New Jersey LLP	0	0	0	0	4,474,329	0		0	4,474,329	0
	46-1883579	ProHEALTH Urgent Care Medicine, PLLC	0	0	0	0	6,635,809	0		0	6,635,809	0
	84-3234753	Prospero Health Partners, P.C.	0	0	0	0	145,399,411	0		0	145,399,411	0
	27-3409538	Psychiatry Specialists Inc.	0	0	0	0	72,660	0		0	72,660	0
	16-1484552	Psychological Healthcare, PLLC	0	0	0	0	88,608	0		0	88,608	0
	80-0947972	Real Appeal, LLC	0	0	0	0	9,426,066	0		0	9,426,066	0
	20-0785644	Red Oak Counseling, Ltd.	0	0	0	0	194,773	0		0	194,773	0
	56-2627067	Redlands Family Practice Medical Group, Inc.	0	0	0	0	102,374	0		0	102,374	0
	82-3603285	Refresh Canopy Cove, Inc.	0	0	0	0	667,033	0		0	667,033	0
	82-5351068	Refresh In-Home Counseling LLC	0	0	0	0	182,037	0		0	182,037	0
	83-0697837	Refresh New Jersey Psych Health LLC	0	0	0	0	23,023	0		0	23,023	0

ANNUAL STATEMENT FOR THE YEAR 2022 OF THE UnitedHealthcare of Arkansas, Inc.

SCHEDULE Y

PART 2 - SUMMARY OF INSURER'S TRANSACTIONS WITH ANY AFFILIATES

1	2	3	4	5	6	7	8	9	10	11	12	13
NAIC Company Code	ID Number	Names of Insurers and Parent, Subsidiaries or Affiliates	Shareholder Dividends	Capital Contributions	Purchases, Sales or Exchanges of Loans, Securities, Real Estate, Mortgage Loans or Other Investments	Income/ (Disbursements) Incurred in Connection with Guarantees or Undertakings for the Benefit of any Affiliate(s)	Management Agreements and Service Contracts	Income/ (Disbursements) Incurred Under Reinsurance Agreements	*	Any Other Material Activity Not in the Ordinary Course of the Insurer's Business	Totals	Reinsurance Recoverable/ (Payable) on Losses and/or Reserve Credit Taken/(Liability)
	20-5251393	Reliant Medical Group The Endoscopy Center, LLC	0	0	0	0	100,179	0		0	100,179	0
	04-2472266	Reliant Medical Group, Inc.	0	0	0	0	8,872,795	0		0	8,872,795	0
	46-0558032	Research Surgical Center LLC	0	0	0	0	834,639	0		0	834,639	0
	46-0758315	River Valley ASC, LLC	0	0	0	0	716,283	0		0	716,283	0
	33-0055097	Riverside Community Healthplan Medical Group, Inc.	0	0	0	0	152,771	0		0	152,771	0
	83-2735771	Riverside Surgical Center of Meadowlands, LLC	0	0	0	0	351,303	0		0	351,303	0
	83-2722082	Riverside Surgical Center of Newark, LLC	0	0	0	0	77,473	0		0	77,473	0
	86-0857176	Robert B. McBeath, M.D. II, P.C.	0	0	0	0	15,821,940	0		0	15,821,940	0
	88-0310956	Robert B. McBeath, M.D., Professional Corporation	0	0	0	0	33,969,800	0		0	33,969,800	0
	04-3713185	Rockville Eye Surgery Center, LLC	0	0	0	0	507,960	0		0	507,960	0
95482	84-0614905	Rocky Mountain Health Maintenance Organization, Incorporated	(8,500,000)	30,000,000	0	0	(170,845,583)	(678,251)		0	(150,023,834)	0
	37-1832312	Rush Oak Brook Surgery Center, LLC	0	0	0	0	1,443,833	0		0	1,443,833	0
	77-0398259	Saad A. Shakir, M.D., Inc.	0	0	0	0	82,858	0		0	82,858	0
	83-0521940	Sacred Heart ASC, LLC	0	0	0	0	448,705	0		0	448,705	0
	74-2462470	Salem Surgery Center, LLC	0	0	0	0	301,509	0		0	301,509	0
	77-0322251	San Diego Endoscopy Center	0	0	0	0	126,820	0		0	126,820	0
	27-3787593	Sand Lake SurgiCenter, LLC	0	0	0	0	496,045	0		0	496,045	0
	84-1754732	Sanvello Behavioral Health Services, P.A.	0	0	0	0	41,009	0		0	41,009	0
	22-3660141	Seashore Surgical Institute, L.L.C.	0	0	0	0	632,768	0		0	632,768	0
	47-5082677	Sherman Counseling Management, S.C.	0	0	0	0	65,986	0		0	65,986	0
71420	94-0734860	Sierra Health and Life Insurance Company, Inc.	(1,475,000,000)	0	0	0	(5,577,746,016)	405,766		0	(7,052,340,250)	(215,674)
	88-0200415	Sierra Health Services, Inc.	1,700,000,000	0	0	0	0	0		0	1,700,000,000	0
	88-0385705	Sierra Home Medical Products, Inc.	0	0	0	0	34,501,610	0		0	34,501,610	0
	82-1485491	SJ East Campus ASC, LLC	0	0	0	0	1,267,834	0		0	1,267,834	0
	46-0729622	Solstice Administration Services, Inc.	0	(100,000)	0	0	0	0		0	(100,000)	0
12341	14-1917982	Solstice Benefits, Inc.	0	0	0	0	(4,691,040)	0		0	(4,691,040)	0
13971	27-1395245	Solstice Health Insurance Company	0	0	0	0	(3,648,280)	0		0	(3,648,280)	0
16610	30-1200533	Solstice Healthplans of Arizona, Inc.	0	100,000	0	0	(159,130)	0		0	(59,130)	0
17141	35-2709791	Solstice Healthplans of Colorado, Inc.	0	0	0	0	(134)	0		0	(134)	0
16878	30-1190514	Solstice Healthplans of Ohio, Inc.	0	0	0	0	(22,800)	0		0	(22,800)	0
16892	36-4935990	Solstice Healthplans of Texas, Inc.	0	0	0	0	(149,612)	0		0	(149,612)	0
	46-3786700	Solstice Healthplans, Inc.	0	0	0	0	(3,369,659)	0		0	(3,369,659)	0
16790	26-2699505	Solstice of Illinois, Inc.	0	0	0	0	(64,923)	0		0	(64,923)	0
	20-8433398	Somerset Outpatient Surgery, L.L.C.	0	0	0	0	310,614	0		0	310,614	0
	75-2723958	South Arlington Surgical Providers, LLC	0	0	0	0	243,975	0		0	243,975	0
	88-0201420	Southwest Medical Associates, Inc.	0	0	0	0	137,459,997	0		0	137,459,997	0
	36-4369359	Southwest Surgery Center, LLC	0	0	0	0	795,121	0		0	795,121	0
	41-2013700	Southwest Surgical Center, LLC	0	0	0	0	87,581	0		0	87,581	0

ANNUAL STATEMENT FOR THE YEAR 2022 OF THE UnitedHealthcare of Arkansas, Inc.

SCHEDULE Y

PART 2 - SUMMARY OF INSURER'S TRANSACTIONS WITH ANY AFFILIATES

1	2	3	4	5	6	7	8	9	10	11	12	13
NAIC Company Code	ID Number	Names of Insurers and Parent, Subsidiaries or Affiliates	Shareholder Dividends	Capital Contributions	Purchases, Sales or Exchanges of Loans, Securities, Real Estate, Mortgage Loans or Other Investments	Income/ (Disbursements) Incurred in Connection with Guarantees or Undertakings for the Benefit of any Affiliate(s)	Management Agreements and Service Contracts	Income/ (Disbursements) Incurred Under Reinsurance Agreements	*	Any Other Material Activity Not in the Ordinary Course of the Insurer's Business	Totals	Reinsurance Recoverable/ (Payable) on Losses and/or Reserve Credit Taken/(Liability)
	75-2516426	Space Coast Surgical Center, Ltd.	0	0	0	0	265,164	0		0	265,164	0
	57-0953005	Spartanburg Surgery Center, LLC	0	0	0	0	545,594	0		0	545,594	0
	20-3412545	Specialty Surgical Center, LLC	0	0	0	0	276,846	0		0	276,846	0
	71-0886811	Spectera of New York, IPA, Inc.	0	0	0	0	21,260	0		0	21,260	0
	52-1260282	Spectera, Inc.	0	0	0	0	45,897,216	0		0	45,897,216	0
	82-3087236	Spring Behavioral Health of New Jersey, LLC	0	0	0	0	31,990	0		0	31,990	0
	23-2833266	Springfield Psychological, P.C.	0	0	0	0	311,267	0		0	311,267	0
	75-2201400	St. Cloud Outpatient Surgery, Ltd., a Minnesota Limited Partnership	0	0	0	0	511,477	0		0	511,477	0
	61-1754451	St. Louis Specialty Surgical Center, LLC	0	0	0	0	585,629	0		0	585,629	0
	20-1211544	Stonegate Surgery Center, L.P.	0	0	0	0	374,192	0		0	374,192	0
	47-4990107	Summer Street ASC, LLC	0	0	0	0	867,453	0		0	867,453	0
	82-5164277	Surgery Center at Cherry Creek, LLC	0	0	0	0	112,587	0		0	112,587	0
	82-5207693	Surgery Center at Kissing Camels, LLC	0	0	0	0	275,010	0		0	275,010	0
	85-4070407	Surgery Center at South Ogden, LLC	0	0	0	0	68,168	0		0	68,168	0
	81-3129674	Surgery Center at St. Vincent, LLC	0	0	0	0	541,288	0		0	541,288	0
	20-1733152	Surgery Center of Fairfield County, LLC	0	0	0	0	897,612	0		0	897,612	0
	83-2600045	Surgery Center of Mt. Scott, LLC	0	0	0	0	357,824	0		0	357,824	0
	36-3562598	Surgery Centers of Des Moines, Ltd., an Iowa Limited Partnership	0	0	0	0	560,674	0		0	560,674	0
	75-1925497	Surgical Caregivers of Fort Worth, LLC	0	0	0	0	885,414	0		0	885,414	0
	63-1251243	Surgical Center of Greensboro, LLC	0	0	0	0	3,294,809	0		0	3,294,809	0
	22-2709324	Surgical Center of South Jersey, Limited Partnership	0	0	0	0	459,079	0		0	459,079	0
	65-1321064	Surgical Eye Experts, LLC	0	0	0	0	86,616	0		0	86,616	0
	22-2529259	Surgicare of Central Jersey, LLC	0	0	0	0	924,934	0		0	924,934	0
	75-2162993	Surgicare of Jackson, Ltd., a Mississippi Limited Partnership	0	0	0	0	390,167	0		0	390,167	0
	75-2507129	Surgicare of La Veta, Ltd., a California Limited Partnership	0	0	0	0	818,878	0		0	818,878	0
	41-1624905	Surgicare of Minneapolis, Ltd., a Minnesota Limited Partnership	0	0	0	0	543,743	0		0	543,743	0
	75-2459715	Surgicare of Mobile, Ltd.	0	0	0	0	1,518,469	0		0	1,518,469	0
	35-1975122	Surgicare, LLC	0	0	0	0	185,694	0		0	185,694	0
	86-1047772	Surprise Health Center, PLLC	0	0	0	0	428,587	0		0	428,587	0
	20-5176158	Susan Albright P.L.C.	0	0	0	0	61,820	0		0	61,820	0
	38-3897811	Texas Health Craig Ranch Surgery Center, LLC	0	0	0	0	385,844	0		0	385,844	0
	80-0866449	Texas Health Flower Mound Orthopedic Surgery Center, LLC	0	0	0	0	642,464	0		0	642,464	0
	81-4977249	Texas Health Orthopedic Surgery Center Alliance, LLC	0	0	0	0	947,854	0		0	947,854	0
	82-2296081	Texas Health Surgery Center Alliance, LLC	0	0	0	0	313,739	0		0	313,739	0

ANNUAL STATEMENT FOR THE YEAR 2022 OF THE UnitedHealthcare of Arkansas, Inc.

SCHEDULE Y

PART 2 - SUMMARY OF INSURER'S TRANSACTIONS WITH ANY AFFILIATES

1	2	3	4	5	6	7	8	9	10	11	12	13
NAIC Company Code	ID Number	Names of Insurers and Parent, Subsidiaries or Affiliates	Shareholder Dividends	Capital Contributions	Purchases, Sales or Exchanges of Loans, Securities, Real Estate, Mortgage Loans or Other Investments	Income/ (Disbursements) Incurred in Connection with Guarantees or Undertakings for the Benefit of any Affiliate(s)	Management Agreements and Service Contracts	Income/ (Disbursements) Incurred Under Reinsurance Agreements	*	Any Other Material Activity Not in the Ordinary Course of the Insurer's Business	Totals	Reinsurance Recoverable/ (Payable) on Losses and/or Reserve Credit Taken/(Liability)
	82-1307876	Texas Health Surgery Center Bedford, LLC	0	0	0	0	286,695	0		0	286,695	0
	85-1225852	Texas Health Surgery Center Chisholm Trail, LLC	0	0	0	0	405,061	0		0	405,061	0
	83-1085415	Texas Health Surgery Center Irving, LLC	0	0	0	0	163,862	0		0	163,862	0
	20-3991622	Texas Health Surgery Center Preston Plaza, LLC	0	0	0	0	1,211,585	0		0	1,211,585	0
	47-4425996	Texas Health Surgery Center Rockwall, LLC	0	0	0	0	1,054,153	0		0	1,054,153	0
	84-3814490	Texas Health Surgery Center Southwest Fort Worth, LLC	0	0	0	0	875,175	0		0	875,175	0
	83-1464243	Texas Health Surgery Center Waxahachie, LLC	0	0	0	0	146,125	0		0	146,125	0
	31-1426870	The Center for Cognitive and Behavioral Therapy of Greater Columbus, Inc.	0	0	0	0	65,507	0		0	65,507	0
61832	52-0676509	The Chesapeake Life Insurance Company	(50,000,000)	0	0	0	(109,497,943)	0		0	(159,497,943)	0
	91-0214500	The Everett Clinic, PLLC	0	0	0	0	32,240,182	0		0	32,240,182	0
	20-5562797	The Eye Surgery Center of the Carolinas, L.P.	0	0	0	0	870,820	0		0	870,820	0
	61-1409045	The Outpatient Surgery Center of Hilton Head, LLC	0	0	0	0	733,896	0		0	733,896	0
	91-0369070	The Polyclinic, PLLC	0	0	0	0	7,384,300	0		0	7,384,300	0
	72-1349755	The Surgery Center of Easton, L.P.	0	0	0	0	111,141	0		0	111,141	0
	06-1552689	The Surgical Center of Connecticut, LLC	0	0	0	0	431,132	0		0	431,132	0
	37-1446353	The Surgical Center of the Treasure Coast, L.L.C.	0	0	0	0	262,432	0		0	262,432	0
	26-1579919	Thomas Johnson Surgery Center, LLC	0	0	0	0	379,249	0		0	379,249	0
	25-1825549	Three Rivers Holdings, Inc.	294,500,000	0	0	0	0	0		0	294,500,000	0
	83-1528858	Trails Edge Surgery Center, LLC	0	0	0	0	471,430	0		0	471,430	0
	33-0592165	Treasure Valley Hospital Limited Partnership	0	0	0	0	7,068,248	0		0	7,068,248	0
	26-2552129	Triangle Counseling Agency, Inc.	0	0	0	0	72,125	0		0	72,125	0
	20-2386707	Tri-County Surgery Center, LLC	0	0	0	0	177,123	0		0	177,123	0
	63-0974161	Tuscaloosa Surgical Center, L.P.	0	0	0	0	295,825	0		0	295,825	0
	94-3077084	U.S. Behavioral Health Plan, California	0	0	0	0	7,884,963	0		0	7,884,963	0
	26-1232189	UCSD Ambulatory Surgery Center, LLC	0	0	0	0	1,809,018	0		0	1,809,018	0
	82-2326631	UCSD Center for Surgery of Encinitas, L.P.	0	0	0	0	155,085	0		0	155,085	0
	82-2218664	UCSD Surgical Center of San Diego, LLC	0	0	0	0	280,227	0		0	280,227	0
	95-2931460	UHC of California	(50,000,000)	0	0	0	(2,531,242,038)	0		0	(2,581,242,038)	0
	41-1921008	UHC Holdings, Inc.	3,500,000,000	0	0	0	0	0		0	3,500,000,000	0
91529	52-1996029	Unimerica Insurance Company	(125,000,000)	0	0	0	(32,825,342)	92,065		0	(157,733,277)	(48,001)
11596	01-0637149	Unimerica Life Insurance Company of New York	(1,100,000)	0	0	0	(2,207,690)	0		0	(3,307,690)	0
	20-5917714	Unison Health Plan of Delaware, Inc.	(2,500,000)	0	0	0	(66,683)	0		0	(2,566,683)	0

ANNUAL STATEMENT FOR THE YEAR 2022 OF THE UnitedHealthcare of Arkansas, Inc.

SCHEDULE Y

PART 2 - SUMMARY OF INSURER'S TRANSACTIONS WITH ANY AFFILIATES

1	2	3	4	5	6	7	8	9	10	11	12	13
NAIC Company Code	ID Number	Names of Insurers and Parent, Subsidiaries or Affiliates	Shareholder Dividends	Capital Contributions	Purchases, Sales or Exchanges of Loans, Securities, Real Estate, Mortgage Loans or Other Investments	Income/ (Disbursements) Incurred in Connection with Guarantees or Undertakings for the Benefit of any Affiliate(s)	Management Agreements and Service Contracts	Income/ (Disbursements) Incurred Under Reinsurance Agreements	*	Any Other Material Activity Not in the Ordinary Course of the Insurer's Business	Totals	Reinsurance Recoverable/ (Payable) on Losses and/or Reserve Credit Taken/(Liability)
	94-2649097	United Behavioral Health	0	0	0	0	3,270,184,361	0		0	3,270,184,361	0
	41-1868911	United Behavioral Health of New York, I.P.A., Inc.	0	0	0	0	213,733,359	0		0	213,733,359	0
	75-2583080	United Group Reinsurance, Inc.	0	0	0	0	0	129,681		0	129,681	(1,769,153)
	41-1289245	United HealthCare Services, Inc.	582,900,000	(110,400,000)	0	0	14,664,379,504	0		680,000,000	15,816,879,504	0
	83-1720113	United Medical Park ASC, LLC	0	0	0	0	1,180,504	0		0	1,180,504	0
	41-1321939	UnitedHealth Group Incorporated	0	0	0	0	3,074,134,764	0		0	3,074,134,764	0
	95174	33-0115163 UnitedHealthcare Benefits of Texas, Inc.	0	0	0	0	(8,750,360,658)	(13,683,673)		0	(8,764,044,331)	48,000
	47-3221444	UnitedHealthcare Benefits Plan of California	0	10,000,000	0	0	(565,693,830)	0		0	(555,693,830)	0
	46-4348775	UnitedHealthcare Community Plan of California, Inc.	0	0	0	0	(29,225,989)	0		0	(29,225,989)	0
13168	26-2688274	UnitedHealthcare Community Plan of Georgia, Inc.	0	0	0	0	4,915	0		0	4,915	0
12323	56-2451429	UnitedHealthcare Community Plan of Ohio, Inc.	(117,000,000)	0	0	0	(1,013,771,497)	(3,126,966)		0	(1,133,898,463)	21,442,999
11141	91-2008361	UnitedHealthcare Community Plan of Texas, L.L.C.	(128,000,000)	0	0	0	(1,785,843,446)	275		0	(1,913,843,171)	0
95467	38-3204052	UnitedHealthcare Community Plan, Inc.	0	0	0	0	(469,205,749)	(2,651,727)		0	(471,857,476)	4,252,059
15737	47-3788473	UnitedHealthcare Freedom Insurance Company	0	0	0	0	(14,032,051)	0		0	(14,032,051)	0
79413	36-2739571	UnitedHealthcare Insurance Company	(2,807,300,000)	0	0	0	(10,868,439,767)	249,151,412		(680,000,000)	(14,106,588,355)	(758,002,009)
84549	38-2044243	UnitedHealthcare Insurance Company of America	(146,900,000)	6,900,000	0	0	(35,766,980)	0		0	(175,766,980)	0
60318	36-3800349	UnitedHealthcare Insurance Company of Illinois	(74,600,000)	0	0	0	(337,123,078)	64		0	(411,723,014)	0
60093	11-3283886	UnitedHealthcare Insurance Company of New York	(50,000,000)	0	0	0	(503,005,808)	(60,236,536)		0	(613,242,344)	336,283,483
12231	20-1902768	UnitedHealthcare Insurance Company of the River Valley	0	0	0	0	(1,485,400,211)	0		0	(1,485,400,211)	0
	86-0618309	UnitedHealthcare Integrated Services, Inc.	0	0	0	0	5,459	0		0	5,459	0
97179	86-0207231	UnitedHealthcare Life Insurance Company	(3,400,000)	0	0	0	(93,279,537)	(149)		0	(96,679,686)	(12,870)
95784	63-0899562	UnitedHealthcare of Alabama, Inc.	0	0	0	0	(4,616,114)	(4,724)		0	(4,620,838)	0
96016	86-0507074	UnitedHealthcare of Arizona, Inc.	0	0	0	0	(54,013,378)	(248,666)		0	(54,262,044)	0
95446	63-1036819	UnitedHealthcare of Arkansas, Inc.	(7,500,000)	0	0	0	(7,623,898)	(19,383)		0	(15,143,281)	0
95090	84-1004639	UnitedHealthcare of Colorado, Inc.	0	0	0	0	(31,484,122)	(133,398)		0	(31,617,520)	0
95264	59-1293865	UnitedHealthcare of Florida, Inc.	(254,000,000)	0	0	0	(692,152,289)	(2,379,183)		0	(948,531,472)	0
95850	58-1653544	UnitedHealthcare of Georgia, Inc.	(40,000,000)	0	0	0	(39,187,284)	(136,043)		0	(79,323,327)	0
95776	36-3280214	UnitedHealthcare of Illinois, Inc.	0	0	0	0	(116,693,914)	(391,064)		0	(117,084,978)	0
96644	62-1240316	UnitedHealthcare of Kentucky, Ltd.	0	0	0	0	(132,649,405)	(741,794)		0	(133,391,199)	0
95833	72-1074008	UnitedHealthcare of Louisiana, Inc.	0	0	0	0	(918,683,869)	(2,709,273)		0	(921,393,142)	0
95716	63-1036817	UnitedHealthcare of Mississippi, Inc.	(13,400,000)	0	0	0	(269,697,834)	(15,161)		0	(283,112,995)	0
95149	05-0413469	UnitedHealthcare of New England, Inc.	(20,600,000)	0	0	0	(289,660,571)	843,656		0	(309,416,915)	398,180
13214	26-2697886	UnitedHealthcare of New Mexico, Inc.	(7,000,000)	0	0	0	(45,942,859)	0		0	(52,942,859)	0

ANNUAL STATEMENT FOR THE YEAR 2022 OF THE UnitedHealthcare of Arkansas, Inc.

SCHEDULE Y

PART 2 - SUMMARY OF INSURER'S TRANSACTIONS WITH ANY AFFILIATES

1	2	3	4	5	6	7	8	9	10	11	12	13
NAIC Company Code	ID Number	Names of Insurers and Parent, Subsidiaries or Affiliates	Shareholder Dividends	Capital Contributions	Purchases, Sales or Exchanges of Loans, Securities, Real Estate, Mortgage Loans or Other Investments	Income/ (Disbursements) Incurred in Connection with Guarantees or Undertakings for the Benefit of any Affiliate(s)	Management Agreements and Service Contracts	Income/ (Disbursements) Incurred Under Reinsurance Agreements	*	Any Other Material Activity Not in the Ordinary Course of the Insurer's Business	Totals	Reinsurance Recoverable/ (Payable) on Losses and/or Reserve Credit Taken/(Liability)
95085	06-1172891	UnitedHealthcare of New York, Inc.	0	0	0	0	(1,461,820,758)	0		0	(1,461,820,758)	0
95103	56-1461010	UnitedHealthcare of North Carolina, Inc.	(15,000,000)	0	0	0	(627,668,177)	5,960,866		0	(636,707,311)	1,395,587
95186	31-1142815	UnitedHealthcare of Ohio, Inc.	(9,000,000)	0	0	0	(7,013,105)	(26,132)		0	(16,039,237)	0
96903	33-0115166	UnitedHealthcare of Oklahoma, Inc.	(16,500,000)	0	0	0	(31,886,129)	0		0	(48,386,129)	0
95893	93-0938819	UnitedHealthcare of Oregon, Inc.	(68,000,000)	0	0	0	(19,693,701)	0		0	(87,693,701)	0
95220	25-1756858	UnitedHealthcare of Pennsylvania, Inc.	(175,000,000)	0	0	0	(425,330,550)	(1,354,264)		0	(601,684,814)	0
16740	35-2674992	UnitedHealthcare of South Carolina, Inc.	0	0	0	0	(1,428,815)	(180,153)		0	(1,608,968)	0
95765	95-3939697	UnitedHealthcare of Texas, Inc.	0	30,000,000	0	0	(141,874,867)	(662,895)		0	(112,537,762)	0
95025	52-1130183	UnitedHealthcare of the Mid-Atlantic, Inc.	(88,000,000)	0	0	0	(1,157,067,149)	(3,203,825)		0	(1,248,270,974)	0
95591	47-0676824	UnitedHealthcare of the Midlands, Inc.	(194,900,000)	0	0	0	(1,498,231,717)	(22,563,777)		0	(1,715,695,494)	0
96385	43-1361841	UnitedHealthcare of the Midwest, Inc.	(135,000,000)	0	0	0	(1,438,305,850)	(119,712,639)		0	(1,693,018,489)	354,259,857
95685	86-0875231	UnitedHealthcare of the Rockies, Inc.	0	35,000,000	0	0	(832,321,864)	(1,340,837)		0	(798,662,701)	0
95501	41-1488563	UnitedHealthcare of Utah, Inc.	(26,000,000)	0	0	0	3,933,113	(7,569)		0	(22,074,456)	0
48038	91-1312551	UnitedHealthcare of Washington, Inc.	0	15,000,000	0	0	(701,162,635)	0		0	(686,162,635)	0
95710	39-1555888	UnitedHealthcare of Wisconsin, Inc.	(500,000,000)	0	0	0	(3,190,048,518)	(19,556,293)		0	(3,709,604,811)	0
95378	36-3379945	UnitedHealthcare Plan of the River Valley, Inc.	(199,000,000)	0	0	0	(519,524,291)	(3,690,665)		0	(722,214,956)	0
	47-0854646	UnitedHealthcare Service LLC	0	0	0	0	1,446,604	0		0	1,446,604	0
	01-0518346	UnitedHealthcare Specialty Benefits, LLC	0	0	0	0	85,871	0		0	85,871	0
	41-1922511	UnitedHealthcare, Inc.	1,802,800,000	(30,000,000)	0	0	0	0		0	1,772,800,000	0
	27-0815205	Unity Health Network, LLC	0	0	0	0	5,374,278	0		0	5,374,278	0
	33-0812827	Upland Outpatient Surgical Center, L.P.	0	0	0	0	88,689	0		0	88,689	0
	26-3887598	USHEALTH Advisors, LLC	0	0	0	0	369,920,951	0		0	369,920,951	0
	73-1165000	USHEALTH Group, Inc.	206,700,000	0	0	0	0	0		0	206,700,000	0
	27-2803133	USMD Diagnostic Services, LLC	0	0	0	0	128,387	0		0	128,387	0
	73-1662763	USMD Hospital at Arlington, L.P.	0	0	0	0	2,480,001	0		0	2,480,001	0
	85-0780051	Vascular Labs of the Rockies ASC, LLC	0	0	0	0	24,771	0		0	24,771	0
	36-4499777	Walnut Hill Surgery Center, LLC	0	0	0	0	185,779	0		0	185,779	0
	86-0462952	Warner Family Practice, P.C.	0	0	0	0	368,923	0		0	368,923	0
	36-3469839	Wauwatosa Surgery Center, LLC	0	0	0	0	862,080	0		0	862,080	0
	74-2574229	WellMed Medical Group, P.A.	0	0	0	0	3,261,441	0		0	3,261,441	0
	74-2797745	WellMed Medical Management of Florida, Inc.	0	0	0	0	1,868,986	0		0	1,868,986	0
	35-2314192	WellMed Network of Florida, Inc.	0	0	0	0	1,284,472,598	0		0	1,284,472,598	0
	74-2889447	WellMed Networks, Inc.	0	0	0	0	10,869,424,818	0		0	10,869,424,818	0
	06-1521999	Western Connecticut Orthopedic Surgical Center, LLC	0	0	0	0	1,768,131	0		0	1,768,131	0
	47-4468184	Westgreen Surgical Center, LLC	0	0	0	0	387,230	0		0	387,230	0
	37-1763155	WestHealth Surgery Center, LLC	0	0	0	0	602,115	0		0	602,115	0
	27-4816583	Wilson Creek Surgical Center, LLC	0	0	0	0	572,019	0		0	572,019	0
	85-3366699	Woodbury Surgery Center, LLC	0	0	0	0	96,296	0		0	96,296	0
	52-2102846	XLHealth Corporation	192,500,000	(100,000,000)	0	0	0	0		0	92,500,000	0
	46-3537245	XLHome Michigan, P.C.	0	0	0	0	5,115,733	0		0	5,115,733	0
	45-5530241	XLHome Northeast, P.C.	0	0	0	0	128,983,548	0		0	128,983,548	0

SCHEDULE Y

PART 2 - SUMMARY OF INSURER'S TRANSACTIONS WITH ANY AFFILIATES

1	2	3	4	5	6	7	8	9	10	11	12	13
NAIC Company Code	ID Number	Names of Insurers and Parent, Subsidiaries or Affiliates	Shareholder Dividends	Capital Contributions	Purchases, Sales or Exchanges of Loans, Securities, Real Estate, Mortgage Loans or Other Investments	Income/ (Disbursements) Incurred in Connection with Guarantees or Undertakings for the Benefit of any Affiliate(s)	Management Agreements and Service Contracts	Income/ (Disbursements) Incurred Under Reinsurance Agreements	*	Any Other Material Activity Not in the Ordinary Course of the Insurer's Business	Totals	Reinsurance Recoverable/ (Payable) on Losses and/or Reserve Credit Taken/(Liability)
.....	46-2931689	XLHome Oklahoma, Inc.0000	21,037,39400	21,037,3940
.....	27-3543997	XLHome, P.C.0000	761,956,68900	761,956,6890
9999999 Control Totals			0	0	0	0	0	0	XXX	0	0	0

ANNUAL STATEMENT FOR THE YEAR 2022 OF THE UnitedHealthcare of Arkansas, Inc.

SCHEDULE Y

PART 3 - ULTIMATE CONTROLLING PARTY AND LISTING OF OTHER U.S. INSURANCE GROUPS OR ENTITIES UNDER THAT ULTIMATE CONTROLLING PARTY'S CONTROL

1 Insurers in Holding Company	2 Owners with Greater Than 10% Ownership	3 Ownership Percentage Column 2 of Column 1	4 Granted Disclaimer of Control/ Affiliation of Column 2 Over Column 1 (Yes/No)	5 Ultimate Controlling Party	6 U.S. Insurance Groups or Entities Controlled by Column 5	7 Ownership Percentage (Column 5 of Column 6)	8 Granted Disclaimer of Control/ Affiliation of Column 5 Over Column 6 (Yes/No)
All Savers Insurance Company	Golden Rule Financial Corporation	100.000	NO	UnitedHealth Group Incorporated	ACN Group of California, Inc.	100.000	NO
All Savers Life Insurance Company of California	Golden Rule Financial Corporation	100.000	NO	UnitedHealth Group Incorporated	Arizona Physicians IPA, Inc.	100.000	NO
AmeriChoice of New Jersey, Inc.	AmeriChoice Corporation	100.000	NO	UnitedHealth Group Incorporated	Dental Benefit Providers of California, Inc.	100.000	NO
Care Improvement Plus of Texas Insurance Company	XLHealth Corporation	100.000	NO	UnitedHealth Group Incorporated	Healthplex Dental Services, Inc.	100.000	NO
Care Improvement Plus South Central Insurance Company	XLHealth Corporation	100.000	NO	UnitedHealth Group Incorporated	Solstice Healthplans, Inc.	100.000	NO
Care Improvement Plus Wisconsin Insurance Company	XLHealth Corporation	100.000	NO	UnitedHealth Group Incorporated	U.S. Behavioral Health Plan, California	100.000	NO
Centurion Casualty Company	Specialty Benefits, LLC	100.000	NO	UnitedHealth Group Incorporated	UHC of California	100.000	NO
Enterprise Life Insurance Company	Freedom Life Insurance Company of America	100.000	NO	UnitedHealth Group Incorporated	Unison Health Plan of Delaware, Inc.	100.000	NO
Freedom Life Insurance Company of America	USHEALTH Group, Inc.	100.000	NO	UnitedHealth Group Incorporated	UnitedHealthcare Benefits Plan of California	100.000	NO
Golden Rule Insurance Company	Golden Rule Financial Corporation	100.000	NO	UnitedHealth Group Incorporated	UnitedHealthcare Community Plan of California, Inc.	100.000	NO
Harken Health Insurance Company	UnitedHealthcare, Inc.	100.000	NO	UnitedHealth Group Incorporated	UnitedHealthcare Integrated Services, Inc.	100.000	NO
Health Plan of Nevada, Inc.	Sierra Health Services, Inc.	100.000	NO	UnitedHealth Group Incorporated		0.000	
Healthplex Insurance Company	Healthplex, Inc.	100.000	NO	UnitedHealth Group Incorporated		0.000	
Healthplex of NJ, Inc.	Healthplex, Inc.	100.000	NO	UnitedHealth Group Incorporated		0.000	
International Healthcare Services, Inc.	Healthplex, Inc.	100.000	NO	UnitedHealth Group Incorporated		0.000	
KelseyCare Administrators LLC	KS Management Services, L.L.C.	100.000	NO	UnitedHealth Group Incorporated		0.000	
KS Plan Administrators, LLC	KS Management Services, L.L.C.	100.000	NO	UnitedHealth Group Incorporated		0.000	
MAMSI Life and Health Insurance Company	United HealthCare Services, Inc.	100.000	NO	UnitedHealth Group Incorporated		0.000	
Managed Care of North America, Inc.	MCNA Health Care Holdings, LLC	100.000	NO	UnitedHealth Group Incorporated		0.000	
MCNA Insurance Company	MCNA Health Care Holdings, LLC	100.000	NO	UnitedHealth Group Incorporated		0.000	
MD-Individual Practice Association, Inc.	United HealthCare Services, Inc.	100.000	NO	UnitedHealth Group Incorporated		0.000	
Mid-West National Life Insurance Company of Tennessee	HealthMarkets, LLC	100.000	NO	UnitedHealth Group Incorporated		0.000	
National Foundation Life Insurance Company	Enterprise Life Insurance Company	100.000	NO	UnitedHealth Group Incorporated		0.000	
National Pacific Dental, Inc.	Dental Benefit Providers, Inc.	100.000	NO	UnitedHealth Group Incorporated		0.000	
Neighborhood Health Partnership, Inc.	UnitedHealthcare, Inc.	100.000	NO	UnitedHealth Group Incorporated		0.000	
Nevada Pacific Dental	Dental Benefit Providers, Inc.	100.000	NO	UnitedHealth Group Incorporated		0.000	
Optimum Choice, Inc.	United HealthCare Services, Inc.	100.000	NO	UnitedHealth Group Incorporated		0.000	
Optum Insurance of Ohio, Inc.	OptumRx PBM of Maryland, LLC	100.000	NO	UnitedHealth Group Incorporated		0.000	
Optum Networks of New Jersey, Inc.	OrthoNet Holdings, Inc.	100.000	NO	UnitedHealth Group Incorporated		0.000	
Oxford Health Insurance, Inc.	UnitedHealthcare Insurance Company	100.000	NO	UnitedHealth Group Incorporated		0.000	
Oxford Health Plans (CT), Inc.	Oxford Health Plans LLC	100.000	NO	UnitedHealth Group Incorporated		0.000	
Oxford Health Plans (NJ), Inc.	Oxford Health Plans LLC	100.000	NO	UnitedHealth Group Incorporated		0.000	
Oxford Health Plans (NY), Inc.	Oxford Health Plans LLC	100.000	NO	UnitedHealth Group Incorporated		0.000	
PacifiCare Life and Health Insurance Company	United HealthCare Services, Inc.	100.000	NO	UnitedHealth Group Incorporated		0.000	
PacifiCare Life Assurance Company	United HealthCare Services, Inc.	100.000	NO	UnitedHealth Group Incorporated		0.000	
PacifiCare of Arizona, Inc.	United HealthCare Services, Inc.	100.000	NO	UnitedHealth Group Incorporated		0.000	
PacifiCare of Colorado, Inc.	United HealthCare Services, Inc.	100.000	NO	UnitedHealth Group Incorporated		0.000	
Peoples Health, Inc.	New Orleans Regional Physician Hospital Organization, L.L.C.	100.000	NO	UnitedHealth Group Incorporated		0.000	
Physicians Health Choice of Texas, LLC	United HealthCare Services, Inc.	100.000	NO	UnitedHealth Group Incorporated		0.000	
Preferred Care Network of Florida, Inc.	United HealthCare Services, Inc.	100.000	NO	UnitedHealth Group Incorporated		0.000	
Preferred Care Network, Inc.	United HealthCare Services, Inc.	100.000	NO	UnitedHealth Group Incorporated		0.000	

ANNUAL STATEMENT FOR THE YEAR 2022 OF THE UnitedHealthcare of Arkansas, Inc.

SCHEDULE Y

PART 3 - ULTIMATE CONTROLLING PARTY AND LISTING OF OTHER U.S. INSURANCE GROUPS OR ENTITIES UNDER THAT ULTIMATE CONTROLLING PARTY'S CONTROL

1 Insurers in Holding Company	2 Owners with Greater Than 10% Ownership	3 Ownership Percentage Column 2 of Column 1	4 Granted Disclaimer of Control Affiliation of Column 2 Over Column 1 (Yes/No)	5 Ultimate Controlling Party	6 U.S. Insurance Groups or Entities Controlled by Column 5	7 Ownership Percentage (Column 5 of Column 6)	8 Granted Disclaimer of Control Affiliation of Column 5 Over Column 6 (Yes/No)
Preferred Care Partners, Inc.	Preferred Care Partners Holding, Corp.	100.000	NO	UnitedHealth Group Incorporated		0.000	
PreferredOne Insurance Company	PreferredOne Administrative Services, Inc.	100.000	NO	UnitedHealth Group Incorporated		0.000	
Rocky Mountain Health Maintenance Organization, Incorporated	United HealthCare Services, Inc.	100.000	NO	UnitedHealth Group Incorporated		0.000	
Sierra Health and Life Insurance Company, Inc.	Sierra Health Services, Inc.	100.000	NO	UnitedHealth Group Incorporated		0.000	
Solstice Benefits, Inc.	Specialty Benefits, LLC	100.000	NO	UnitedHealth Group Incorporated		0.000	
Solstice Health Insurance Company	Specialty Benefits, LLC	100.000	NO	UnitedHealth Group Incorporated		0.000	
Solstice Healthplans of Arizona, Inc.	Solstice Administration Services, Inc.	100.000	NO	UnitedHealth Group Incorporated		0.000	
Solstice Healthplans of Colorado, Inc.	Solstice Administration Services, Inc.	100.000	NO	UnitedHealth Group Incorporated		0.000	
Solstice Healthplans of Ohio, Inc.	Solstice Administration Services, Inc.	100.000	NO	UnitedHealth Group Incorporated		0.000	
Solstice Healthplans of Texas, Inc.	Solstice Administration Services, Inc.	100.000	NO	UnitedHealth Group Incorporated		0.000	
Solstice of Illinois, Inc.	Solstice Administration Services, Inc.	100.000	NO	UnitedHealth Group Incorporated		0.000	
The Chesapeake Life Insurance Company	HealthMarkets Group, Inc.	100.000	NO	UnitedHealth Group Incorporated		0.000	
Unimerica Insurance Company	OptumHealth Holdings, LLC	100.000	NO	UnitedHealth Group Incorporated		0.000	
Unimerica Life Insurance Company of New York	UnitedHealthcare Insurance Company	100.000	NO	UnitedHealth Group Incorporated		0.000	
UnitedHealthcare Benefits of Texas, Inc.	United HealthCare Services, Inc.	100.000	NO	UnitedHealth Group Incorporated		0.000	
UnitedHealthcare Community Plan of Georgia, Inc.	AmeriChoice Corporation	100.000	NO	UnitedHealth Group Incorporated		0.000	
UnitedHealthcare Community Plan of Ohio, Inc.	Three Rivers Holdings, Inc.	100.000	NO	UnitedHealth Group Incorporated		0.000	
UnitedHealthcare Community Plan of Texas, L.L.C.	Ovations, Inc.	100.000	NO	UnitedHealth Group Incorporated		0.000	
UnitedHealthcare Community Plan, Inc.	AmeriChoice Corporation	100.000	NO	UnitedHealth Group Incorporated		0.000	
UnitedHealthcare Freedom Insurance Company	UnitedHealthcare Freedom Plans, Inc.	100.000	NO	UnitedHealth Group Incorporated		0.000	
UnitedHealthcare Insurance Company	UHC Holdings, Inc.	100.000	NO	UnitedHealth Group Incorporated		0.000	
UnitedHealthcare Insurance Company of America	United HealthCare Services, Inc.	100.000	NO	UnitedHealth Group Incorporated		0.000	
UnitedHealthcare Insurance Company of Illinois	UnitedHealthcare Insurance Company	100.000	NO	UnitedHealth Group Incorporated		0.000	
UnitedHealthcare Insurance Company of New York	UnitedHealthcare Insurance Company	100.000	NO	UnitedHealth Group Incorporated		0.000	
UnitedHealthcare Insurance Company of the River Valley	UnitedHealthcare, Inc.	100.000	NO	UnitedHealth Group Incorporated		0.000	
UnitedHealthcare Life Insurance Company	Golden Rule Financial Corporation	100.000	NO	UnitedHealth Group Incorporated		0.000	
UnitedHealthcare of Alabama, Inc.	UnitedHealthcare, Inc.	100.000	NO	UnitedHealth Group Incorporated		0.000	
UnitedHealthcare of Arizona, Inc.	UnitedHealthcare, Inc.	100.000	NO	UnitedHealth Group Incorporated		0.000	
UnitedHealthcare of Arkansas, Inc.	UnitedHealthcare, Inc.	100.000	NO	UnitedHealth Group Incorporated		0.000	
UnitedHealthcare of Colorado, Inc.	UnitedHealthcare, Inc.	100.000	NO	UnitedHealth Group Incorporated		0.000	
UnitedHealthcare of Florida, Inc.	UnitedHealthcare, Inc.	100.000	NO	UnitedHealth Group Incorporated		0.000	
UnitedHealthcare of Georgia, Inc.	UnitedHealthcare, Inc.	100.000	NO	UnitedHealth Group Incorporated		0.000	
UnitedHealthcare of Illinois, Inc.	UnitedHealthcare, Inc.	100.000	NO	UnitedHealth Group Incorporated		0.000	
UnitedHealthcare of Kentucky, Ltd.	United HealthCare Services, Inc.	94.172	NO	UnitedHealth Group Incorporated		0.000	
UnitedHealthcare of Louisiana, Inc.	UnitedHealthcare, Inc.	100.000	NO	UnitedHealth Group Incorporated		0.000	
UnitedHealthcare of Mississippi, Inc.	UnitedHealthcare, Inc.	100.000	NO	UnitedHealth Group Incorporated		0.000	
UnitedHealthcare of New England, Inc.	United HealthCare Services, Inc.	100.000	NO	UnitedHealth Group Incorporated		0.000	
UnitedHealthcare of New Mexico, Inc.	UnitedHealthcare Insurance Company	100.000	NO	UnitedHealth Group Incorporated		0.000	
UnitedHealthcare of New York, Inc.	AmeriChoice Corporation	100.000	NO	UnitedHealth Group Incorporated		0.000	
UnitedHealthcare of North Carolina, Inc.	UnitedHealthcare, Inc.	100.000	NO	UnitedHealth Group Incorporated		0.000	
UnitedHealthcare of Ohio, Inc.	United HealthCare Services, Inc.	100.000	NO	UnitedHealth Group Incorporated		0.000	
UnitedHealthcare of Oklahoma, Inc.	United HealthCare Services, Inc.	100.000	NO	UnitedHealth Group Incorporated		0.000	
UnitedHealthcare of Oregon, Inc.	United HealthCare Services, Inc.	100.000	NO	UnitedHealth Group Incorporated		0.000	

43.1

ANNUAL STATEMENT FOR THE YEAR 2022 OF THE UnitedHealthcare of Arkansas, Inc.

SCHEDULE Y

PART 3 - ULTIMATE CONTROLLING PARTY AND LISTING OF OTHER U.S. INSURANCE GROUPS OR ENTITIES UNDER THAT ULTIMATE CONTROLLING PARTY'S CONTROL

1 Insurers in Holding Company	2 Owners with Greater Than 10% Ownership	3 Ownership Percentage Column 2 of Column 1	4 Granted Disclaimer of Control/ Affiliation of Column 2 Over Column 1 (Yes/No)	5 Ultimate Controlling Party	6 U.S. Insurance Groups or Entities Controlled by Column 5	7 Ownership Percentage (Column 5 of Column 6)	8 Granted Disclaimer of Control/ Affiliation of Column 5 Over Column 6 (Yes/No)
UnitedHealthcare of Pennsylvania, Inc.	Three Rivers Holdings, Inc.	100.000	NO	UnitedHealth Group Incorporated		0.000	
UnitedHealthcare of South Carolina, Inc.	UnitedHealthcare, Inc.	100.000	NO	UnitedHealth Group Incorporated		0.000	
UnitedHealthcare of Texas, Inc.	UnitedHealthcare, Inc.	100.000	NO	UnitedHealth Group Incorporated		0.000	
UnitedHealthcare of the Mid-Atlantic, Inc.	UnitedHealthcare, Inc.	100.000	NO	UnitedHealth Group Incorporated		0.000	
UnitedHealthcare of the Midlands, Inc.	UnitedHealthcare, Inc.	100.000	NO	UnitedHealth Group Incorporated		0.000	
UnitedHealthcare of the Midwest, Inc.	UnitedHealthcare, Inc.	100.000	NO	UnitedHealth Group Incorporated		0.000	
UnitedHealthcare of the Rockies, Inc.	United HealthCare Services, Inc.	100.000	NO	UnitedHealth Group Incorporated		0.000	
UnitedHealthcare of Utah, Inc.	UnitedHealthcare, Inc.	100.000	NO	UnitedHealth Group Incorporated		0.000	
UnitedHealthcare of Washington, Inc.	United HealthCare Services, Inc.	100.000	NO	UnitedHealth Group Incorporated		0.000	
UnitedHealthcare of Wisconsin, Inc.	UnitedHealthcare, Inc.	100.000	NO	UnitedHealth Group Incorporated		0.000	
UnitedHealthcare Plan of the River Valley, Inc.	UnitedHealthcare, Inc.	100.000	NO	UnitedHealth Group Incorporated		0.000	

SUPPLEMENTAL EXHIBITS AND SCHEDULES INTERROGATORIES

REQUIRED FILINGS

The following supplemental reports are required to be filed as part of your statement filing unless specifically waived by the domiciliary state. However, in the event that your domiciliary state waives the filing requirement, your response of WAIVED to the specific interrogatory will be accepted in lieu of filing a "NONE" report and a bar code will be printed below. If the supplement is required of your company but is not being filed for whatever reason enter SEE EXPLANATION and provide an explanation following the interrogatory questions.










	Responses
MARCH FILING	
1. Will the Supplemental Compensation Exhibit be filed with the state of domicile by March 1?	YES
2. Will an actuarial opinion be filed by March 1?	YES
3. Will the confidential Risk-based Capital Report be filed with the NAIC by March 1?.....	YES
4. Will the confidential Risk-based Capital Report be filed with the state of domicile, if required, by March 1?	YES
APRIL FILING	
5. Will Management's Discussion and Analysis be filed by April 1?	YES
6. Will the Supplemental Investment Risks Interrogatories be filed by April 1?	YES
7. Will the Accident and Health Policy Experience Exhibit be filed by April 1?	YES
JUNE FILING	
8. Will an audited financial report be filed by June 1?	YES
9. Will Accountant's Letter of Qualifications be filed with the state of domicile and electronically with the NAIC by June 1?	YES

SUPPLEMENTAL FILINGS

The following supplemental reports are required to be filed as part of your annual statement filing **if your company is engaged in the type of business covered by the supplement. However, in the event that your company does not transact the type of business for which the special report must be filed, your response of NO to the specific interrogatory will be accepted in lieu of filing a "NONE" report and a bar code will be printed below.** If the supplement is required of your company but is not being filed for whatever reason enter SEE EXPLANATION and provide an explanation following the interrogatory questions.

MARCH FILING	
10. Will the Medicare Supplement Insurance Experience Exhibit be filed with the state of domicile and the NAIC by March 1?	NO
11. Will the Supplemental Life data due March 1 be filed with the state of domicile and the NAIC?	NO
12. Will Schedule SIS (Stockholder Information Supplement) be filed with the state of domicile by March 1?.....	NO
13. Will the actuarial opinion on participating and non-participating policies as required in Interrogatories 1 and 2 on Exhibit 5 to Life Supplement be filed with the state of domicile and electronically with the NAIC by March 1?.....	NO
14. Will the actuarial opinion on non-guaranteed elements as required in Interrogatory 3 to Exhibit 5 to Life Supplement be filed with the state of domicile and electronically with the NAIC by March 1?.....	NO
15. Will the Medicare Part D Coverage Supplement be filed with the state of domicile and the NAIC by March 1?.....	NO
16. Will an approval from the reporting entity's state of domicile for relief related to the five-year rotation requirement for lead audit partner be filed electronically with the NAIC by March 1?	NO
17. Will an approval from the reporting entity's state of domicile for relief related to the one-year cooling off period for independent CPA be filed electronically with the NAIC by March 1?	NO
18. Will an approval from the reporting entity's state of domicile for relief related to the Requirements for Audit Committees be filed electronically with the NAIC by March 1?	NO
APRIL FILING	
19. Will the Long-Term Care Experience Reporting Forms be filed with the state of domicile and the NAIC by April 1?	NO
20. Will the Supplemental Life data due April 1 be filed with the state of domicile and the NAIC?	NO
21. Will the Supplemental Health Care Exhibit (Parts 1, 2 and 3) be filed with the state of domicile and the NAIC by April 1?	YES
22. Will the regulator only (non-public) Supplemental Health Care Exhibit's Expense Allocation Report be filed with the state of domicile and the NAIC by April 1?	YES
23. Will the Life, Health & Annuity Guaranty Association Assessable Premium Exhibit - Parts 1 and 2 be filed with the state of domicile and the NAIC by April 1?	YES
AUGUST FILING	
24. Will Management's Report of Internal Control Over Financial Reporting be filed with the state of domicile by August 1?	NO
Explanations:	
10.	
11.	
12.	
13.	
14.	
15.	
16.	
17.	
18.	
19.	
20.	
24.	

Bar Codes:

10. Medicare Supplement Insurance Experience Exhibit [Document Identifier 360]	
11. Life Supplement [Document Identifier 205]	
12. SIS Stockholder Information Supplement [Document Identifier 420]	
13. Participating Opinion for Exhibit 5 [Document Identifier 371]	
14. Non-Guaranteed Opinion for Exhibit 5 [Document Identifier 370]	
15. Medicare Part D Coverage Supplement [Document Identifier 365]	
16. Relief from the five-year rotation requirement for lead audit partner [Document Identifier 224]	
17. Relief from the one-year cooling off period for independent CPA [Document Identifier 225]	
18. Relief from the Requirements for Audit Committees [Document Identifier 226]	

SUPPLEMENTAL EXHIBITS AND SCHEDULES INTERROGATORIES

19. Long-Term Care Experience Reporting Forms [Document Identifier 306]



20. Life Supplement [Document Identifier 211]



24. Management's Report of Internal Control Over Financial Reporting [Document Identifier 223]

