



HEALTH ANNUAL STATEMENT

AS OF DECEMBER 31, 2023

OF THE CONDITION AND AFFAIRS OF THE

SilverScript Insurance Company

NAIC Group Code 0001 0001 NAIC Company Code 12575 Employer's ID Number 20-2833904
(Current) (Prior)

Organized under the Laws of Tennessee State of Domicile or Port of Entry TN

Country of Domicile United States of America

Licensed as business type: Life, Accident & Health

Is HMO Federally Qualified? Yes [] No []

Incorporated/Organized 05/11/2005 Commenced Business 01/01/2006

Statutory Home Office 1021 Reams Fleming Boulevard Franklin, TN, US 37064
(Street and Number) (City or Town, State, Country and Zip Code)

Main Administrative Office 1021 Reams Fleming Boulevard Franklin, TN, US 37064
(Street and Number) (City or Town, State, Country and Zip Code)
615-807-7500
(Area Code) (Telephone Number)

Mail Address 1021 Reams Fleming Boulevard Franklin, TN, US 37064
(Street and Number or P.O. Box) (City or Town, State, Country and Zip Code)

Primary Location of Books and Records 1021 Reams Fleming Boulevard Franklin, TN, US 37064
(Street and Number) (City or Town, State, Country and Zip Code)
615-807-7500
(Area Code) (Telephone Number)

Internet Website Address www.silverscript.com

Statutory Statement Contact Xiaoqi Wang 401-770-9669
(Name) (Area Code) (Telephone Number)
Xiaoqi.Wang@CVSHealth.com 401-733-0136
(E-mail Address) (FAX Number)

OFFICERS

President Glenn Howard Amnott Controller Xiaoqi Wang
Vice President and Secretary Edward Chung-I Lee

OTHER

Derek Scott Blunt, Senior Investment Officer Jeffrey James Drzazgowski, Appointed Actuary Tracy Louise Smith, Vice President and Treasurer

DIRECTORS OR TRUSTEES

Glenn Howard Amnott Peter Andrew Charles Robert Sean Healy
Tracy Louise Smith

The officers of this reporting entity being duly sworn, each depose and say that they are the described officers of said reporting entity, and that on the reporting period stated above, all of the herein described assets were the absolute property of the said reporting entity, free and clear from any liens or claims thereon, except as herein stated, and that this statement, together with related exhibits, schedules and explanations therein contained, annexed or referred to, is a full and true statement of all the assets and liabilities and of the condition and affairs of the said reporting entity as of the reporting period stated above, and of its income and deductions therefrom for the period ended, and have been completed in accordance with the NAIC Annual Statement Instructions and Accounting Practices and Procedures manual except to the extent that: (1) state law may differ; or, (2) that state rules or regulations require differences in reporting not related to accounting practices and procedures, according to the best of their information, knowledge and belief, respectively. Furthermore, the scope of this attestation by the described officers also includes the related corresponding electronic filing with the NAIC, when required, that is an exact copy (except for formatting differences due to electronic filing) of the enclosed statement. The electronic filing may be requested by various regulators in lieu of or in addition to the enclosed statement.

Glenn Howard Amnott
President

Edward Chung-I Lee
Vice President and Secretary

Xiaoqi Wang
Controller

State of..... ~~Connecticut~~ NH
County of..... ~~Hartford~~ Merimack

State of..... Connecticut
County of..... Hartford

State of..... Pennsylvania
County of..... Montgomery

Subscribed and sworn to before me this
22nd day of January, 2024

Subscribed and sworn to before me this
16 day of February, 2024

Subscribed and sworn to before me this
____ day of _____, 2024

NOTARY PUBLIC (Seal)

NOTARY PUBLIC (Seal)

NOTARY PUBLIC (Seal)



KATRINA COFFEY
NOTARY PUBLIC
My Commission Expires Feb. 28, 2027

- a. Is this an original filing? Yes [X] No []
b. If no,
1. State the amendment number.....
2. Date filed
3. Number of pages attached.....



HEALTH ANNUAL STATEMENT

AS OF DECEMBER 31, 2023
OF THE CONDITION AND AFFAIRS OF THE

SilverScript Insurance Company

NAIC Group Code 0001 0001 NAIC Company Code 12575 Employer's ID Number 20-2833904
(Current) (Prior)

Organized under the Laws of Tennessee State of Domicile or Port of Entry TN

Country of Domicile United States of America

Licensed as business type: Life, Accident & Health

Is HMO Federally Qualified? Yes [] No []

Incorporated/Organized 05/11/2005 Commenced Business 01/01/2006

Statutory Home Office 1021 Reams Fleming Boulevard Franklin, TN, US 37064
(Street and Number) (City or Town, State, Country and Zip Code)

Main Administrative Office 1021 Reams Fleming Boulevard 615-807-7500
(Street and Number) (Area Code) (Telephone Number)
Franklin, TN, US 37064
(City or Town, State, Country and Zip Code)

Mail Address 1021 Reams Fleming Boulevard Franklin, TN, US 37064
(Street and Number or P.O. Box) (City or Town, State, Country and Zip Code)

Primary Location of Books and Records 1021 Reams Fleming Boulevard 615-807-7500
(Street and Number) (Area Code) (Telephone Number)
Franklin, TN, US 37064
(City or Town, State, Country and Zip Code)

Internet Website Address www.silverscript.com

Statutory Statement Contact Xiaoqi Wang 401-770-9669
(Name) (Area Code) (Telephone Number)
Xiaoqi.Wang@CVSHealth.com 401-733-0136
(E-mail Address) (FAX Number)

OFFICERS

President Glenn Howard Amnott Controller Xiaoqi Wang
Vice President and Secretary Edward Chung-I Lee

OTHER

Derek Scott Blunt, Senior Investment Officer Jeffrey James Drzazgowski, Appointed Actuary Tracy Louise Smith, Vice President and Treasurer

DIRECTORS OR TRUSTEES

Glenn Howard Amnott Peter Andrew Charles Robert Sean Healy
Tracy Louise Smith

The officers of this reporting entity being duly sworn, each depose and say that they are the described officers of said reporting entity, and that on the reporting period stated above, all of the herein described assets were the absolute property of the said reporting entity, free and clear from any liens or claims thereon, except as herein stated, and that this statement, together with related exhibits, schedules and explanations therein contained, annexed or referred to, is a full and true statement of all the assets and liabilities and of the condition and affairs of the said reporting entity as of the reporting period stated above, and of its income and deductions therefrom for the period ended, and have been completed in accordance with the NAIC Annual Statement Instructions and Accounting Practices and Procedures manual except to the extent that: (1) state law may differ; or, (2) that state rules or regulations require differences in reporting not related to accounting practices and procedures, according to the best of their information, knowledge and belief, respectively. Furthermore, the scope of this attestation by the described officers also includes the related corresponding electronic filing with the NAIC, when required, that is an exact copy (except for formatting differences due to electronic filing) of the enclosed statement. The electronic filing may be requested by various regulators in lieu of or in addition to the enclosed statement.

Glenn Howard Amnott
President

Edward Chung-I Lee
Vice President and Secretary

Xiaoqi Wang
Controller

State of..... Connecticut
County of..... Hartford

State of..... Connecticut
County of..... Hartford

State of..... Pennsylvania
County of..... Montgomery

Subscribed and sworn to before me this
____ day of _____, 2024


Subscribed and sworn to before me this
____ day of _____, 2024

Subscribed and sworn to before me this
9th day of February, 2024

NOTARY PUBLIC (Seal)

NOTARY PUBLIC (Seal)

NOTARY PUBLIC (Seal)



- a. Is this an original filing? Yes [X] No []
b. If no,
1. State the amendment number.....
2. Date filed
3. Number of pages attached.....

ANNUAL STATEMENT FOR THE YEAR 2023 OF THE SilverScript Insurance Company

EXHIBIT 3 - HEALTH CARE RECEIVABLES

1 Name of Debtor	2 1 - 30 Days	3 31 - 60 Days	4 61 - 90 Days	5 Over 90 Days	6 Nonadmitted	7 Admitted
Pharmaceutical Rebates- Part D Services, LLC	206,376,612					206,376,612
Pharmaceutical Rebates- Aetna Health Management, LLC	8,390,253					8,390,253
0199998. Aggregate Pharmaceutical Rebate Receivables Not Individually Listed						
0199999. Total Pharmaceutical Rebate Receivables	214,766,865	0	0	0	0	214,766,865
0299998. Aggregate Claim Overpayment Receivables Not Individually Listed				4,916,642	4,916,642	
0299999. Total Claim Overpayment Receivables	0	0	0	4,916,642	4,916,642	0
0399998. Aggregate Loans and Advances to Providers Not Individually Listed						
0399999. Total Loans and Advances to Providers	0	0	0	0	0	0
0499998. Aggregate Capitation Arrangement Receivables Not Individually Listed	526,875				526,875	
0499999. Total Capitation Arrangement Receivables	526,875	0	0	0	526,875	0
0599998. Aggregate Risk Sharing Receivables Not Individually Listed						
0599999. Total Risk Sharing Receivables	0	0	0	0	0	0
Performance Network Rebate- Part D Services, LLC	449,178,414	0	0	8,809,098	7,620,675	450,366,837
Performance Network Rebate- Aetna Health Management, LLC	2,181,706					2,181,706
0699998. Aggregate Other Health Care Receivables Not Individually Listed	2,356,934					2,356,934
0699999. Total Other Health Care Receivables	453,717,054	0	0	8,809,098	7,620,675	454,905,478
0799999 Gross health care receivables	669,010,794	0	0	13,725,740	13,064,192	669,672,342

EXHIBIT 3A - ANALYSIS OF HEALTH CARE RECEIVABLES COLLECTED AND ACCRUED

Type of Health Care Receivable	Health Care Receivables Collected or Offset During the Year		Health Care Receivables Accrued as of December 31 of Current Year		5 Health Care Receivables from Prior Years (Columns 1 + 3)	6 Estimated Health Care Receivables Accrued as of December 31 of Prior Year
	1 On Amounts Accrued Prior to January 1 of Current Year	2 On Amounts Accrued During the Year	3 On Amounts Accrued December 31 of Prior Year	4 On Amounts Accrued During the Year		
1. Pharmaceutical rebate receivables	40,372,270	2,710,586,489	0	214,766,865	40,372,270	1,853,211
2. Claim overpayment receivables				4,916,642	0	0
3. Loans and advances to providers					0	0
4. Capitation arrangement receivables				526,875	0	0
5. Risk sharing receivables					0	0
6. Other health care receivables.....	382,003,918	2,944,358,760	5,942,115	456,584,038	387,946,033	389,526,048
7. Totals (Lines 1 through 6)	422,376,188	5,654,945,249	5,942,115	676,794,420	428,318,303	391,379,259

Note that the accrued amounts in Columns 3, 4, and 6 are the total health care receivables, not just the admitted portion.

EXHIBIT 4 - CLAIMS UNPAID AND INCENTIVE POOL, WITHHOLD AND BONUS (Reported and Unreported)

Aging Analysis of Unpaid Claims

1 Account	2 1 - 30 Days	3 31 - 60 Days	4 61 - 90 Days	5 91 - 120 Days	6 Over 120 Days	7 Total
Claims Unpaid (Reported)						
0199999. Individually listed claims unpaid	0	0	0	0	0	0
0299999. Aggregate accounts not individually listed- uncovered	396,394	8,739	10,654	(4,295)	10,713	422,205
0399999. Aggregate accounts not individually listed-covered	16,204,870	92,188	112,383	(45,309)	113,009	16,477,141
0499999. Subtotals	16,601,264	100,927	123,037	(49,604)	123,722	16,899,346
0599999. Unreported claims and other claim reserves						73,304,803
0699999. Total amounts withheld						
0799999. Total claims unpaid						90,204,149
.....						
0899999 Accrued medical incentive pool and bonus amounts						13,320,014

EXHIBIT 6 - AMOUNTS DUE TO PARENT, SUBSIDIARIES AND AFFILIATES

1 Affiliate	2 Description	3 Amount	4 Current	5 Non-Current
Aetna Health Management, LLC		32,041,694	32,041,694	
0199999. Individually listed payables		32,041,694	32,041,694	0
0299999. Payables not individually listed		0		
0399999 Total gross payables		32,041,694	32,041,694	0

EXHIBIT 7 PART 1- SUMMARY OF TRANSACTIONS WITH PROVIDERS

Payment Method	1 Direct Medical Expense Payment	2 Column 1 as a % of Total Payments	3 Total Members Covered	4 Column 3 as a % of Total Members	5 Column 1 Expenses Paid to Affiliated Providers	6 Column 1 Expenses Paid to Non-Affiliated Providers
Capitation Payments:						
1. Medical groups	19,369,093	0.8	84,868	1.7	0	19,369,093
2. Intermediaries	0	0.0	0	0.0	0	0
3. All other providers	0	0.0	0	0.0	0	0
4. Total capitation payments	19,369,093	0.8	84,868	1.7	0	19,369,093
Other Payments:						
5. Fee-for-service	54,783,200	2.2	XXX	XXX		54,783,200
6. Contractual fee payments	2,449,918,846	96.9	XXX	XXX	1,872,460,240	577,458,606
7. Bonus/withhold arrangements - fee-for-service	0	0.0	XXX	XXX		0
8. Bonus/withhold arrangements - contractual fee payments	3,107,584	0.1	XXX	XXX		3,107,584
9. Non-contingent salaries	0	0.0	XXX	XXX		0
10. Aggregate cost arrangements	0	0.0	XXX	XXX		0
11. All other payments	0	0.0	XXX	XXX	0	0
12. Total other payments	2,507,809,630	99.2	XXX	XXX	1,872,460,240	635,349,390
13. TOTAL (Line 4 plus Line 12)	2,527,178,723	100%	XXX	XXX	1,872,460,240	654,718,483

EXHIBIT 7 - PART 2 - SUMMARY OF TRANSACTIONS WITH INTERMEDIARIES

1 NAIC Code	2 Name of Intermediary	3 Capitation Paid	4 Average Monthly Capitation	5 Intermediary's Total Adjusted Capital	6 Intermediary's Authorized Control Level RBC
NONE					
9999999 Totals			XXX	XXX	XXX

EXHIBIT 8 - FURNITURE, EQUIPMENT AND SUPPLIES OWNED

Description	1 Cost	2 Improvements	3 Accumulated Depreciation	4 Book Value Less Encumbrances	5 Assets Not Admitted	6 Net Admitted Assets
1. Administrative furniture and equipment	NONE					
2. Medical furniture, equipment and fixtures						
3. Pharmaceuticals and surgical supplies						
4. Durable medical equipment						
5. Other property and equipment						
6. Total						



ANNUAL STATEMENT FOR THE YEAR 2023 OF THE SilverScript Insurance Company

EXHIBIT OF PREMIUMS, ENROLLMENT AND UTILIZATION (a)

REPORT FOR: 1. CORPORATION

SilverScript Insurance Company

2. Franklin, TN

NAIC Group Code	0001	BUSINESS IN THE STATE OF		DURING THE YEAR										(LOCATION)		
		Alabama		2023										NAIC Company Code		
		12575		Comprehensive (Hospital & Medical)		4	5	6	7	8	9	10	11	12	13	14
2	3	Medicare Supplement	Vision Only	Dental Only	Federal Employees Health Benefits Plan											
		Total	Individual	Group												
Total Members at end of:																
1.	Prior Year	54,377	0	0	0	0	0	0	0	0	0	0	0	0	54,377	
2.	First Quarter	51,160			0					0					51,160	
3.	Second Quarter	50,381			0				1						50,380	
4.	Third Quarter	50,041			0				2						50,039	
5.	Current Year	49,666			0				0						49,666	
6.	Current Year Member Months	606,429			0				6						606,423	
Total Member Ambulatory Encounters for Year:																
7.	Physician	0								0						
8.	Non-Physician	0								0						
9.	Total	0	0	0	0	0	0	0	0	0	0	0	0	0	0	
10.	Hospital Patient Days Incurred	0								0						
11.	Number of Inpatient Admissions	0								0						
12.	Health Premiums Written (b)	23,441,920			0				8,663					23,433,257		
13.	Life Premiums Direct	0														
14.	Property/Casualty Premiums Written	0														
15.	Health Premiums Earned	25,051,429			0				8,663					25,042,766		
16.	Property/Casualty Premiums Earned	0														
17.	Amount Paid for Provision of Health Care Services	19,956,834			0				6					19,956,828		
18.	Amount Incurred for Provision of Health Care Services	17,177,025			0				7					17,177,018		

(a) For health business: number of persons insured under PPO managed care products and number of persons insured under indemnity only products

(b) For health premiums written: amount of Medicare Title XVIII exempt from state taxes or fees \$ 23,441,920

30.A1



ANNUAL STATEMENT FOR THE YEAR 2023 OF THE SilverScript Insurance Company

EXHIBIT OF PREMIUMS, ENROLLMENT AND UTILIZATION (a)

REPORT FOR: 1. CORPORATION

SilverScript Insurance Company

2. Franklin, TN

NAIC Group Code	0001	BUSINESS IN THE STATE OF		DURING THE YEAR										(LOCATION)															
		Alaska		2023										NAIC Company Code															
		1		2		3		4		5		6		7		8		9		10		11		12		13		14	
Comprehensive (Hospital & Medical)		Medicare Supplement		Vision Only		Dental Only		Federal Employees Health Benefits Plan		Title XVIII Medicare		Title XIX Medicaid		Credit A&H		Disability Income		Long-Term Care		Other Health		Other Non-Health							
Total		Individual		Group																									
Total Members at end of:																													
1.	Prior Year	3,052	0	0	0	0	0	0	0	0	0	0	0	0	0	0	0	0	0	0	0	0	0	0	0	0	0	0	
2.	First Quarter	4,223			0						0																	4,223	
3.	Second Quarter	4,399			0						0																	4,399	
4.	Third Quarter	4,586			0						0																	4,586	
5.	Current Year	4,730			0						0																	4,730	
6.	Current Year Member Months	53,229			0						0																	53,229	
Total Member Ambulatory Encounters for Year:																													
7.	Physician	0									0																		
8.	Non-Physician	0									0																		
9.	Total	0	0	0	0	0	0	0	0	0	0	0	0	0	0	0	0	0	0	0	0	0	0	0	0	0	0	0	
10.	Hospital Patient Days Incurred	0									0																		
11.	Number of Inpatient Admissions	0									0																		
12.	Health Premiums Written (b)	1,364,249			0						0																	1,364,249	
13.	Life Premiums Direct	0																											
14.	Property/Casualty Premiums Written	0																											
15.	Health Premiums Earned	1,507,165			0						0																	1,507,165	
16.	Property/Casualty Premiums Earned	0																											
17.	Amount Paid for Provision of Health Care Services	1,481,503			0						0																	1,481,503	
18.	Amount Incurred for Provision of Health Care Services	1,135,109			0						0																	1,135,109	

(a) For health business: number of persons insured under PPO managed care products and number of persons insured under indemnity only products

(b) For health premiums written: amount of Medicare Title XVIII exempt from state taxes or fees \$ 1,364,249

30 AK



ANNUAL STATEMENT FOR THE YEAR 2023 OF THE SilverScript Insurance Company

EXHIBIT OF PREMIUMS, ENROLLMENT AND UTILIZATION (a)

REPORT FOR: 1. CORPORATION

SilverScript Insurance Company

2. Franklin, TN

NAIC Group Code	0001	BUSINESS IN THE STATE OF		DURING THE YEAR										(LOCATION)	
		Arizona		2023										NAIC Company Code	
		1		4		5	6	7	8	9	10	11	12	13	14
Comprehensive (Hospital & Medical)		Medicare Supplement		Vision Only	Dental Only	Federal Employees Health Benefits Plan	Title XVIII Medicare	Title XIX Medicaid	Credit A&H	Disability Income	Long-Term Care	Other Health	Other Non-Health		
2		3													
Total		Individual	Group												
Total Members at end of:															
1. Prior Year	86,201	0	0	0	0	0	0	0	0	0			86,201		
2. First Quarter	82,793			0				0					82,793		
3. Second Quarter	82,857			0				0					82,857		
4. Third Quarter	83,266			0				0					83,266		
5. Current Year	83,457			0				0					83,457		
6. Current Year Member Months	995,850			0				0					995,850		
Total Member Ambulatory Encounters for Year:															
7. Physician	0							0							
8. Non-Physician	0							0							
9. Total	0	0	0	0	0	0	0	0	0	0	0	0	0	0	
10. Hospital Patient Days Incurred	0							0							
11. Number of Inpatient Admissions	0							0							
12. Health Premiums Written (b)	28,197,415			0				0					28,197,415		
13. Life Premiums Direct	0														
14. Property/Casualty Premiums Written	0														
15. Health Premiums Earned	27,999,131			0				0					27,999,131		
16. Property/Casualty Premiums Earned	0														
17. Amount Paid for Provision of Health Care Services	17,856,729			0				0					17,856,729		
18. Amount Incurred for Provision of Health Care Services	14,800,957			0				0					14,800,957		

(a) For health business: number of persons insured under PPO managed care products and number of persons insured under indemnity only products

(b) For health premiums written: amount of Medicare Title XVIII exempt from state taxes or fees \$ 28,197,415

30.AZ



ANNUAL STATEMENT FOR THE YEAR 2023 OF THE SilverScript Insurance Company

EXHIBIT OF PREMIUMS, ENROLLMENT AND UTILIZATION (a)

REPORT FOR: 1. CORPORATION

SilverScript Insurance Company

2. Franklin, TN

NAIC Group Code	0001	BUSINESS IN THE STATE OF		DURING THE YEAR										(LOCATION)	
		Arkansas		2023										NAIC Company Code	
		1		4		5	6	7	8	9	10	11	12	13	14
Comprehensive (Hospital & Medical)		Medicare Supplement		Vision Only	Dental Only	Federal Employees Health Benefits Plan	Title XVIII Medicare	Title XIX Medicaid	Credit A&H	Disability Income	Long-Term Care	Other Health	Other Non-Health		
2		3													
Total		Individual	Group												
Total Members at end of:															
1. Prior Year	76,198	0	0	0	0	0	0	0	0	0			76,198		
2. First Quarter	72,292			0					0				72,292		
3. Second Quarter	71,153			0					0				71,153		
4. Third Quarter	71,104			0					1				71,103		
5. Current Year	70,857			0					1				70,856		
6. Current Year Member Months	857,275			0					2				857,273		
Total Member Ambulatory Encounters for Year:															
7. Physician	1								1						
8. Non-Physician	0								0						
9. Total	1	0	0	0	0	0	0	0	1	0	0	0	0	0	
10. Hospital Patient Days Incurred	0								0						
11. Number of Inpatient Admissions	0								0						
12. Health Premiums Written (b)	26,752,358			0					1,666				26,750,692		
13. Life Premiums Direct	0														
14. Property/Casualty Premiums Written	0														
15. Health Premiums Earned	27,238,874			0					1,666				27,237,208		
16. Property/Casualty Premiums Earned	0														
17. Amount Paid for Provision of Health Care Services	23,265,102			0					167				23,264,935		
18. Amount Incurred for Provision of Health Care Services	19,731,040			0					186				19,730,854		

(a) For health business: number of persons insured under PPO managed care products 1 and number of persons insured under indemnity only products

(b) For health premiums written: amount of Medicare Title XVIII exempt from state taxes or fees \$ 26,752,358

30 AR



ANNUAL STATEMENT FOR THE YEAR 2023 OF THE SilverScript Insurance Company

EXHIBIT OF PREMIUMS, ENROLLMENT AND UTILIZATION (a)

REPORT FOR: 1. CORPORATION

SilverScript Insurance Company

2. Franklin, TN

NAIC Group Code	0001	BUSINESS IN THE STATE OF		DURING THE YEAR										(LOCATION)	
		California		2023										NAIC Company Code	
		1		4		5	6	7	8	9	10	11	12	13	14
Comprehensive (Hospital & Medical)		Medicare Supplement		Vision Only	Dental Only	Federal Employees Health Benefits Plan	Title XVIII Medicare	Title XIX Medicaid	Credit A&H	Disability Income	Long-Term Care	Other Health	Other Non-Health		
2		3													
Total		Individual	Group												
Total Members at end of:															
1. Prior Year	573,122	0	0	0	0	0	0	0	0	0			573,122		
2. First Quarter	649,564			0				0					649,564		
3. Second Quarter	648,741			0				0					648,741		
4. Third Quarter	650,896			0				0					650,896		
5. Current Year	649,954			1				0					649,953		
6. Current Year Member Months	7,791,942			2				6					7,791,934		
Total Member Ambulatory Encounters for Year:															
7. Physician	3							3							
8. Non-Physician	0							0							
9. Total	3	0	0	0	0	0	0	3	0	0	0	0	0	0	
10. Hospital Patient Days Incurred	0							0							
11. Number of Inpatient Admissions	0							0							
12. Health Premiums Written (b)	222,560,926			166				3,319					222,557,441		
13. Life Premiums Direct	0														
14. Property/Casualty Premiums Written	0														
15. Health Premiums Earned	213,636,276			164				3,319					213,632,793		
16. Property/Casualty Premiums Earned	0														
17. Amount Paid for Provision of Health Care Services	284,704,362			144				560					284,703,658		
18. Amount Incurred for Provision of Health Care Services	233,983,289			144				560					233,982,585		

(a) For health business: number of persons insured under PPO managed care products and number of persons insured under indemnity only products

(b) For health premiums written: amount of Medicare Title XVIII exempt from state taxes or fees \$ 222,560,760

30 CA



ANNUAL STATEMENT FOR THE YEAR 2023 OF THE SilverScript Insurance Company

EXHIBIT OF PREMIUMS, ENROLLMENT AND UTILIZATION (a)

REPORT FOR: 1. CORPORATION

SilverScript Insurance Company

2. Franklin, TN

NAIC Group Code	0001	BUSINESS IN THE STATE OF		DURING THE YEAR										(LOCATION)			
		Colorado		2023										NAIC Company Code			
		12575		Comprehensive (Hospital & Medical)		2	3	4	5	6	7	8	9	10	11	12	13
Total	Individual	Group	Medicare Supplement	Vision Only	Dental Only	Federal Employees Health Benefits Plan	Title XVIII Medicare	Title XIX Medicaid	Credit A&H	Disability Income	Long-Term Care	Other Health	Other Non-Health				
Total Members at end of:																	
1. Prior Year	47,347	0	0	0	0	0	0	0	0	0	0	0	0	0	0	0	47,347
2. First Quarter	47,313			0													47,313
3. Second Quarter	47,192			0				1									47,191
4. Third Quarter	47,376			0				0									47,376
5. Current Year	47,319			0				0									47,319
6. Current Year Member Months	567,921			0				0									567,921
Total Member Ambulatory Encounters for Year:																	
7. Physician	0							0									
8. Non-Physician	0							0									
9. Total	0	0	0	0	0	0	0	0	0	0	0	0	0	0	0	0	0
10. Hospital Patient Days Incurred	0							0									
11. Number of Inpatient Admissions	0							0									
12. Health Premiums Written (b)	20,337,995			0				0									20,337,995
13. Life Premiums Direct	0																
14. Property/Casualty Premiums Written	0																
15. Health Premiums Earned	17,924,974			0				0									17,924,974
16. Property/Casualty Premiums Earned	0																
17. Amount Paid for Provision of Health Care Services	15,604,023			0				0									15,604,023
18. Amount Incurred for Provision of Health Care Services	12,910,986			0				0									12,910,986

(a) For health business: number of persons insured under PPO managed care products and number of persons insured under indemnity only products

(b) For health premiums written: amount of Medicare Title XVIII exempt from state taxes or fees \$ 20,337,995

30 CO



ANNUAL STATEMENT FOR THE YEAR 2023 OF THE SilverScript Insurance Company

EXHIBIT OF PREMIUMS, ENROLLMENT AND UTILIZATION (a)

REPORT FOR: 1. CORPORATION

SilverScript Insurance Company

2. Franklin, TN

NAIC Group Code	0001	BUSINESS IN THE STATE OF		DURING THE YEAR										(LOCATION)	
		Connecticut		2023										NAIC Company Code	
		Comprehensive (Hospital & Medical)		4 Medicare Supplement	5 Vision Only	6 Dental Only	7 Federal Employees Health Benefits Plan	8 Title XVIII Medicare	9 Title XIX Medicaid	10 Credit A&H	11 Disability Income	12 Long-Term Care	13 Other Health	14 Other Non-Health	
2 Individual	3 Group	12575													
		Total													
Total Members at end of:															
1.	Prior Year	48,432	0	0	0	0	0	0	0	0	0	0	0	48,432	
2.	First Quarter	46,950			0				0					46,950	
3.	Second Quarter	46,352			0				0					46,352	
4.	Third Quarter	46,306			0				0					46,306	
5.	Current Year	46,029			0				0					46,029	
6.	Current Year Member Months	558,196			0				3					558,193	
Total Member Ambulatory Encounters for Year:															
7.	Physician	31							31						
8.	Non-Physician	1							1						
9.	Total	32	0	0	0	0	0	0	32	0	0	0	0	0	
10.	Hospital Patient Days Incurred	0							0						
11.	Number of Inpatient Admissions	0							0						
12.	Health Premiums Written (b)	21,681,628			0				1,187					21,680,441	
13.	Life Premiums Direct	0													
14.	Property/Casualty Premiums Written	0													
15.	Health Premiums Earned	21,294,074			0				1,187					21,292,887	
16.	Property/Casualty Premiums Earned	0													
17.	Amount Paid for Provision of Health Care Services	19,537,103			0				1,118					19,535,985	
18.	Amount Incurred for Provision of Health Care Services	16,692,241			0				1,247					16,690,994	

(a) For health business: number of persons insured under PPO managed care products and number of persons insured under indemnity only products

(b) For health premiums written: amount of Medicare Title XVIII exempt from state taxes or fees \$21,681,628

30 CT



ANNUAL STATEMENT FOR THE YEAR 2023 OF THE SilverScript Insurance Company

EXHIBIT OF PREMIUMS, ENROLLMENT AND UTILIZATION (a)

REPORT FOR: 1. CORPORATION

SilverScript Insurance Company

2. Franklin, TN

NAIC Group Code	0001	BUSINESS IN THE STATE OF		DURING THE YEAR										(LOCATION)														
		Delaware		2023										NAIC Company Code														
		1		2		3		4		5		6		7		8		9		10		11		12		13		14
Comprehensive (Hospital & Medical)		Medicare Supplement		Vision Only		Dental Only		Federal Employees Health Benefits Plan		Title XVIII Medicare		Title XIX Medicaid		Credit A&H		Disability Income		Long-Term Care		Other Health		Other Non-Health						
Total		Individual		Group		Medicare Supplement		Vision Only		Dental Only		Federal Employees Health Benefits Plan		Title XVIII Medicare		Title XIX Medicaid		Credit A&H		Disability Income		Long-Term Care		Other Health		Other Non-Health		
Total Members at end of:																												
1. Prior Year		16,180	0	0	0	0	0	0	0	0	0	0	0	0	0	0	0	0	0	0	0	0	0	0	0	0	0	16,180
2. First Quarter		15,969			0																							15,969
3. Second Quarter		15,975			0																							15,975
4. Third Quarter		16,120			0																							16,120
5. Current Year		16,245			0																							16,245
6. Current Year Member Months		192,707			0									2														192,705
Total Member Ambulatory Encounters for Year:																												
7. Physician		0																										
8. Non-Physician		0																										
9. Total		0	0	0	0	0	0	0	0	0	0	0	0	0	0	0	0	0	0	0	0	0	0	0	0	0	0	0
10. Hospital Patient Days Incurred		0												0														
11. Number of Inpatient Admissions		0												0														
12. Health Premiums Written (b)		6,548,595			0									1,889														6,546,706
13. Life Premiums Direct		0																										
14. Property/Casualty Premiums Written		0																										
15. Health Premiums Earned		6,304,107			0									1,889														6,302,218
16. Property/Casualty Premiums Earned		0																										
17. Amount Paid for Provision of Health Care Services		5,572,919			0									177														5,572,742
18. Amount Incurred for Provision of Health Care Services		4,653,268			0									197														4,653,071

(a) For health business: number of persons insured under PPO managed care products and number of persons insured under indemnity only products

(b) For health premiums written: amount of Medicare Title XVIII exempt from state taxes or fees \$6,548,595

30 DE



ANNUAL STATEMENT FOR THE YEAR 2023 OF THE SilverScript Insurance Company

EXHIBIT OF PREMIUMS, ENROLLMENT AND UTILIZATION (a)

REPORT FOR: 1. CORPORATION

SilverScript Insurance Company

2. Franklin, TN

NAIC Group Code	0001	BUSINESS IN THE STATE OF		(LOCATION)										
		District of Columbia		2023										
		NAIC Company Code		12575										
	1	Comprehensive (Hospital & Medical)		4	5	6	7	8	9	10	11	12	13	14
	Total	2 Individual	3 Group	Medicare Supplement	Vision Only	Dental Only	Federal Employees Health Benefits Plan	Title XVIII Medicare	Title XIX Medicaid	Credit A&H	Disability Income	Long-Term Care	Other Health	Other Non-Health
Total Members at end of:														
1. Prior Year	6,613	0	0	0	0	0	0	0	0	0	0	0	6,613	0
2. First Quarter	6,817			0				0					6,817	
3. Second Quarter	6,764			0				0					6,764	
4. Third Quarter	6,838			0				0					6,838	
5. Current Year	6,863			0				0					6,863	
6. Current Year Member Months	81,848			0				0					81,848	
Total Member Ambulatory Encounters for Year:														
7. Physician	0							0						
8. Non-Physician	0							0						
9. Total	0	0	0	0	0	0	0	0	0	0	0	0	0	0
10. Hospital Patient Days Incurred	0							0						
11. Number of Inpatient Admissions	0							0						
12. Health Premiums Written (b)	3,592,961			0				0					3,592,961	
13. Life Premiums Direct	0													
14. Property/Casualty Premiums Written	0													
15. Health Premiums Earned	3,148,238			0				0					3,148,238	
16. Property/Casualty Premiums Earned	0													
17. Amount Paid for Provision of Health Care Services	2,863,843			0				0					2,863,843	
18. Amount Incurred for Provision of Health Care Services	2,406,556			0				0					2,406,556	

(a) For health business: number of persons insured under PPO managed care products and number of persons insured under indemnity only products

(b) For health premiums written: amount of Medicare Title XVIII exempt from state taxes or fees \$3,592,961

30.DC



ANNUAL STATEMENT FOR THE YEAR 2023 OF THE SilverScript Insurance Company

EXHIBIT OF PREMIUMS, ENROLLMENT AND UTILIZATION (a)

REPORT FOR: 1. CORPORATION

SilverScript Insurance Company

2. Franklin, TN

NAIC Group Code	0001	BUSINESS IN THE STATE OF		DURING THE YEAR										(LOCATION)														
		Florida		2023										NAIC Company Code														
		1		2		3		4		5		6		7		8		9		10		11		12		13		14
Comprehensive (Hospital & Medical)		Medicare Supplement		Vision Only		Dental Only		Federal Employees Health Benefits Plan		Title XVIII Medicare		Title XIX Medicaid		Credit A&H		Disability Income		Long-Term Care		Other Health		Other Non-Health						
Total		Individual		Group																								
Total Members at end of:																												
1.	Prior Year	378,958	0	0	0	0	0	0	0	0	0	0	0	0	0	0	0	0	0	0	0	0	0	0	0	0	0	378,958
2.	First Quarter	368,783			0						1																	368,782
3.	Second Quarter	365,692			0						3																	365,689
4.	Third Quarter	364,369			0						3																	364,366
5.	Current Year	362,372			0						2																	362,370
6.	Current Year Member Months	4,395,544			0						33																	4,395,511
Total Member Ambulatory Encounters for Year:																												
7.	Physician	85									85																	
8.	Non-Physician	50									50																	
9.	Total	135	0	0	0	0	0	0	0	0	135	0	0	0	0	0	0	0	0	0	0	0	0	0	0	0	0	0
10.	Hospital Patient Days Incurred	12									12																	
11.	Number of Inpatient Admissions	0									0																	
12.	Health Premiums Written (b)	188,244,406			0						42,784																	188,201,622
13.	Life Premiums Direct	0																										
14.	Property/Casualty Premiums Written	0																										
15.	Health Premiums Earned	178,971,607			0						42,784																	178,928,823
16.	Property/Casualty Premiums Earned	0																										
17.	Amount Paid for Provision of Health Care Services	140,479,651			0						6,528																	140,473,123
18.	Amount Incurred for Provision of Health Care Services	120,121,096			0						6,528																	120,114,568

(a) For health business: number of persons insured under PPO managed care products2 and number of persons insured under indemnity only products

(b) For health premiums written: amount of Medicare Title XVIII exempt from state taxes or fees \$ 188,244,406

30.FL



ANNUAL STATEMENT FOR THE YEAR 2023 OF THE SilverScript Insurance Company

EXHIBIT OF PREMIUMS, ENROLLMENT AND UTILIZATION (a)

REPORT FOR: 1. CORPORATION

SilverScript Insurance Company

2. Franklin, TN

NAIC Group Code	0001	BUSINESS IN THE STATE OF Georgia		DURING THE YEAR 2023										(LOCATION)		
		Comprehensive (Hospital & Medical)		4 Medicare Supplement	5 Vision Only	6 Dental Only	7 Federal Employees Health Benefits Plan	8 Title XVIII Medicare	9 Title XIX Medicaid	10 Credit A&H	11 Disability Income	12 Long-Term Care	13 Other Health	14 Other Non-Health	NAIC Company Code	12575
		2 Individual	3 Group													
Total Members at end of:																
1. Prior Year	154,961	0	0	0	0	0	0	0	0	0	0	0	0	0	154,961	
2. First Quarter	192,720			0				42,490							150,230	
3. Second Quarter	194,025			0				44,808							149,217	
4. Third Quarter	195,404			0				46,308							149,096	
5. Current Year	195,546			0				47,032							148,514	
6. Current Year Member Months	2,327,097			0				533,430							1,793,667	
Total Member Ambulatory Encounters for Year:																
7. Physician	1,909,036							1,909,036								
8. Non-Physician	1,498,510							1,498,510								
9. Total	3,407,546	0	0	0	0	0	0	3,407,546	0	0	0	0	0	0		
10. Hospital Patient Days Incurred	45,871							45,871								
11. Number of Inpatient Admissions	4,896							4,896								
12. Health Premiums Written (b)	564,136,687			0				502,866,427						61,270,260		
13. Life Premiums Direct	0															
14. Property/Casualty Premiums Written	0															
15. Health Premiums Earned	564,482,291			0				502,866,427						61,615,864		
16. Property/Casualty Premiums Earned	0															
17. Amount Paid for Provision of Health Care Services	468,341,033			0				416,497,973						51,843,060		
18. Amount Incurred for Provision of Health Care Services	508,455,777			0				464,585,194						43,870,583		

(a) For health business: number of persons insured under PPO managed care products 44,228 and number of persons insured under indemnity only products

(b) For health premiums written: amount of Medicare Title XVIII exempt from state taxes or fees \$ 564,136,687

30.GA



ANNUAL STATEMENT FOR THE YEAR 2023 OF THE SilverScript Insurance Company

EXHIBIT OF PREMIUMS, ENROLLMENT AND UTILIZATION (a)

REPORT FOR: 1. CORPORATION

SilverScript Insurance Company

2. Franklin, TN

NAIC Group Code	0001	BUSINESS IN THE STATE OF		DURING THE YEAR										(LOCATION)													
		Hawaii		2023										NAIC Company Code													
		1		2		3		4		5		6		7		8		9		10		11		12		13	
Comprehensive (Hospital & Medical)		Medicare Supplement		Vision Only		Dental Only		Federal Employees Health Benefits Plan		Title XVIII Medicare		Title XIX Medicaid		Credit A&H		Disability Income		Long-Term Care		Other Health		Other Non-Health					
Total		Individual		Group		Medicare Supplement		Vision Only		Dental Only		Federal Employees Health Benefits Plan		Title XVIII Medicare		Title XIX Medicaid		Credit A&H		Disability Income		Long-Term Care		Other Health		Other Non-Health	
Total Members at end of:																											
1. Prior Year		7,006		0		0		0		0		0		0		0		0		0		0		0		7,006	
2. First Quarter		6,751		0		0		0		0		0		0		0		0		0		0		0		6,751	
3. Second Quarter		6,720		0		0		0		0		0		0		0		0		0		0		0		6,720	
4. Third Quarter		6,711		0		0		0		0		0		0		0		0		0		0		0		6,711	
5. Current Year		6,671		0		0		0		0		0		0		0		0		0		0		0		6,671	
6. Current Year Member Months		80,577		0		0		0		0		0		0		0		0		0		0		0		80,577	
Total Member Ambulatory Encounters for Year:																											
7. Physician		0		0		0		0		0		0		0		0		0		0		0		0		0	
8. Non-Physician		0		0		0		0		0		0		0		0		0		0		0		0		0	
9. Total		0		0		0		0		0		0		0		0		0		0		0		0		0	
10. Hospital Patient Days Incurred		0		0		0		0		0		0		0		0		0		0		0		0		0	
11. Number of Inpatient Admissions		0		0		0		0		0		0		0		0		0		0		0		0		0	
12. Health Premiums Written (b)		2,394,542		0		0		0		0		0		0		0		0		0		0		0		2,394,542	
13. Life Premiums Direct		0		0		0		0		0		0		0		0		0		0		0		0		0	
14. Property/Casualty Premiums Written		0		0		0		0		0		0		0		0		0		0		0		0		0	
15. Health Premiums Earned		2,344,690		0		0		0		0		0		0		0		0		0		0		0		2,344,690	
16. Property/Casualty Premiums Earned		0		0		0		0		0		0		0		0		0		0		0		0		0	
17. Amount Paid for Provision of Health Care Services		1,873,967		0		0		0		0		0		0		0		0		0		0		0		1,873,967	
18. Amount Incurred for Provision of Health Care Services		1,609,325		0		0		0		0		0		0		0		0		0		0		0		1,609,325	

(a) For health business: number of persons insured under PPO managed care products and number of persons insured under indemnity only products

(b) For health premiums written: amount of Medicare Title XVIII exempt from state taxes or fees \$2,394,542

30.HI



ANNUAL STATEMENT FOR THE YEAR 2023 OF THE SilverScript Insurance Company

EXHIBIT OF PREMIUMS, ENROLLMENT AND UTILIZATION (a)

REPORT FOR: 1. CORPORATION

SilverScript Insurance Company

2. Franklin, TN

NAIC Group Code	0001	BUSINESS IN THE STATE OF Idaho		DURING THE YEAR 2023										(LOCATION)		
		Comprehensive (Hospital & Medical)		4 Medicare Supplement	5 Vision Only	6 Dental Only	7 Federal Employees Health Benefits Plan	8 Title XVIII Medicare	9 Title XIX Medicaid	10 Credit A&H	11 Disability Income	12 Long-Term Care	13 Other Health	14 Other Non-Health	NAIC Company Code	12575
		2 Individual	3 Group													
		Total														
Total Members at end of:																
1.	Prior Year	24,760	0	0	0	0	0	0	0	0					24,760	
2.	First Quarter	25,349			0				0						25,349	
3.	Second Quarter	25,338			0				0						25,338	
4.	Third Quarter	25,532			0				0						25,532	
5.	Current Year	25,724			0				0						25,724	
6.	Current Year Member Months	305,136			0				0						305,136	
Total Member Ambulatory Encounters for Year:																
7.	Physician	0							0							
8.	Non-Physician	0							0							
9.	Total	0	0	0	0	0	0	0	0	0	0	0	0	0	0	
10.	Hospital Patient Days Incurred	0							0							
11.	Number of Inpatient Admissions	0							0							
12.	Health Premiums Written (b)	8,050,488			0				0						8,050,488	
13.	Life Premiums Direct	0														
14.	Property/Casualty Premiums Written	0														
15.	Health Premiums Earned	8,807,867			0				0						8,807,867	
16.	Property/Casualty Premiums Earned	0														
17.	Amount Paid for Provision of Health Care Services	7,651,800			0				0						7,651,800	
18.	Amount Incurred for Provision of Health Care Services	6,319,232			0				0						6,319,232	

(a) For health business: number of persons insured under PPO managed care products and number of persons insured under indemnity only products

(b) For health premiums written: amount of Medicare Title XVIII exempt from state taxes or fees \$8,050,488

30.ID



ANNUAL STATEMENT FOR THE YEAR 2023 OF THE SilverScript Insurance Company

EXHIBIT OF PREMIUMS, ENROLLMENT AND UTILIZATION (a)

REPORT FOR: 1. CORPORATION

SilverScript Insurance Company

2. Franklin, TN

NAIC Group Code	0001	BUSINESS IN THE STATE OF Illinois		DURING THE YEAR 2023										(LOCATION)		
		Comprehensive (Hospital & Medical)		4 Medicare Supplement	5 Vision Only	6 Dental Only	7 Federal Employees Health Benefits Plan	8 Title XVIII Medicare	9 Title XIX Medicaid	10 Credit A&H	11 Disability Income	12 Long-Term Care	13 Other Health	14 Other Non-Health	NAIC Company Code	12575
		2 Individual	3 Group													
Total Members at end of:																
1. Prior Year	188,960	0	0	0	0	0	0	0	0	0	0	0	0	188,960		
2. First Quarter	181,121			0				1						181,120		
3. Second Quarter	179,446			0				2						179,444		
4. Third Quarter	178,191			0				0						178,191		
5. Current Year	177,236			0				1						177,235		
6. Current Year Member Months	2,152,156			0				9						2,152,147		
Total Member Ambulatory Encounters for Year:																
7. Physician	4							4								
8. Non-Physician	5							5								
9. Total	9	0	0	0	0	0	0	9	0	0	0	0	0	0		
10. Hospital Patient Days Incurred	0							0								
11. Number of Inpatient Admissions	0							0								
12. Health Premiums Written (b)	57,108,315			0				22,357					57,085,958			
13. Life Premiums Direct	0															
14. Property/Casualty Premiums Written	0															
15. Health Premiums Earned	53,740,329			0				22,357					53,717,972			
16. Property/Casualty Premiums Earned	0															
17. Amount Paid for Provision of Health Care Services	54,968,962			0				1,960					54,967,002			
18. Amount Incurred for Provision of Health Care Services	46,145,770			0				2,186					46,143,584			

(a) For health business: number of persons insured under PPO managed care products 1 and number of persons insured under indemnity only products

(b) For health premiums written: amount of Medicare Title XVIII exempt from state taxes or fees \$ 57,108,315

30.1L



ANNUAL STATEMENT FOR THE YEAR 2023 OF THE SilverScript Insurance Company

EXHIBIT OF PREMIUMS, ENROLLMENT AND UTILIZATION (a)

REPORT FOR: 1. CORPORATION

SilverScript Insurance Company

2. Franklin, TN

NAIC Group Code	0001	BUSINESS IN THE STATE OF		DURING THE YEAR										(LOCATION)	
		Indiana		2023										NAIC Company Code	
		12575		Comprehensive (Hospital & Medical)		4	5	6	7	8	9	10	11	12	13
	Total	2 Individual	3 Group	Medicare Supplement	Vision Only	Dental Only	Federal Employees Health Benefits Plan	Title XVIII Medicare	Title XIX Medicaid	Credit A&H	Disability Income	Long-Term Care	Other Health	Other Non-Health	
Total Members at end of:															
1. Prior Year	123,882	0	0	0	0	0	0	0	0	0			123,882		
2. First Quarter	123,000			0				0					123,000		
3. Second Quarter	123,376			0				0					123,376		
4. Third Quarter	123,570			0				0					123,570		
5. Current Year	124,241			0				0					124,241		
6. Current Year Member Months	1,479,005			0				5					1,479,000		
Total Member Ambulatory Encounters for Year:															
7. Physician	3							3							
8. Non-Physician	5							5							
9. Total	8	0	0	0	0	0	0	8	0	0	0	0	0	0	
10. Hospital Patient Days Incurred	0							0							
11. Number of Inpatient Admissions	0							0							
12. Health Premiums Written (b)	41,049,724			0				3,129					41,046,595		
13. Life Premiums Direct	0														
14. Property/Casualty Premiums Written	0														
15. Health Premiums Earned	42,342,221			0				3,129					42,339,092		
16. Property/Casualty Premiums Earned	0														
17. Amount Paid for Provision of Health Care Services	40,371,961			0				217					40,371,744		
18. Amount Incurred for Provision of Health Care Services	33,764,074			0				242					33,763,832		

(a) For health business: number of persons insured under PPO managed care products and number of persons insured under indemnity only products

(b) For health premiums written: amount of Medicare Title XVIII exempt from state taxes or fees \$ 41,049,724

30 IN



ANNUAL STATEMENT FOR THE YEAR 2023 OF THE SilverScript Insurance Company

EXHIBIT OF PREMIUMS, ENROLLMENT AND UTILIZATION (a)

REPORT FOR: 1. CORPORATION

SilverScript Insurance Company

2. Franklin, TN

NAIC Group Code	0001	BUSINESS IN THE STATE OF Iowa		DURING THE YEAR 2023										(LOCATION)		
		Comprehensive (Hospital & Medical)		4 Medicare Supplement	5 Vision Only	6 Dental Only	7 Federal Employees Health Benefits Plan	8 Title XVIII Medicare	9 Title XIX Medicaid	10 Credit A&H	11 Disability Income	12 Long-Term Care	13 Other Health	14 Other Non-Health	NAIC Company Code	12575
		2 Individual	3 Group													
		Total														
Total Members at end of:																
1.	Prior Year	72,884	0	0	0	0	0	0	0	0					72,884	
2.	First Quarter	69,048			0				0						69,048	
3.	Second Quarter	68,800			0				0						68,800	
4.	Third Quarter	69,071			0				0						69,071	
5.	Current Year	69,521			0				0						69,521	
6.	Current Year Member Months	829,175			0				0						829,175	
Total Member Ambulatory Encounters for Year:																
7.	Physician	0							0							
8.	Non-Physician	0							0							
9.	Total	0	0	0	0	0	0	0	0	0	0	0	0	0	0	
10.	Hospital Patient Days Incurred	0							0							
11.	Number of Inpatient Admissions	0							0							
12.	Health Premiums Written (b)	23,412,845			0				0						23,412,845	
13.	Life Premiums Direct	0														
14.	Property/Casualty Premiums Written	0														
15.	Health Premiums Earned	23,534,756			0				0						23,534,756	
16.	Property/Casualty Premiums Earned	0														
17.	Amount Paid for Provision of Health Care Services	21,461,658			0				0						21,461,658	
18.	Amount Incurred for Provision of Health Care Services	17,918,607			0				0						17,918,607	

(a) For health business: number of persons insured under PPO managed care products and number of persons insured under indemnity only products

(b) For health premiums written: amount of Medicare Title XVIII exempt from state taxes or fees \$ 23,412,845

301A



ANNUAL STATEMENT FOR THE YEAR 2023 OF THE SilverScript Insurance Company

EXHIBIT OF PREMIUMS, ENROLLMENT AND UTILIZATION (a)

REPORT FOR: 1. CORPORATION

SilverScript Insurance Company

2. Franklin, TN

NAIC Group Code	0001	BUSINESS IN THE STATE OF		DURING THE YEAR										(LOCATION)															
		Kansas		2023										NAIC Company Code															
		1		2		3		4		5		6		7		8		9		10		11		12		13		14	
Comprehensive (Hospital & Medical)		Medicare Supplement		Vision Only		Dental Only		Federal Employees Health Benefits Plan		Title XVIII Medicare		Title XIX Medicaid		Credit A&H		Disability Income		Long-Term Care		Other Health		Other Non-Health							
Total		Individual		Group		Medicare Supplement		Vision Only		Dental Only		Federal Employees Health Benefits Plan		Title XVIII Medicare		Title XIX Medicaid		Credit A&H		Disability Income		Long-Term Care		Other Health		Other Non-Health			
Total Members at end of:																													
1. Prior Year		72,679	0	0	0	0	0	0	0	0	0	0	0	0	0	0	0	0	0	0	0	0	0	0	0	0	0	0	
2. First Quarter		72,961			0																								
3. Second Quarter		72,922			0																								
4. Third Quarter		73,405			0																								
5. Current Year		73,657			0																								
6. Current Year Member Months		877,541			0									2													877,539		
Total Member Ambulatory Encounters for Year:																													
7. Physician		1												1															
8. Non-Physician		1												1															
9. Total		2	0	0	0	0	0	0	0	0	0	0	0	2	0	0	0	0	0	0	0	0	0	0	0	0	0	0	0
10. Hospital Patient Days Incurred		0												0															
11. Number of Inpatient Admissions		0												0															
12. Health Premiums Written (b)		26,912,049			0									4,234													26,907,815		
13. Life Premiums Direct		0																											
14. Property/Casualty Premiums Written		0																											
15. Health Premiums Earned		29,168,454			0									4,234													29,164,220		
16. Property/Casualty Premiums Earned		0																											
17. Amount Paid for Provision of Health Care Services		23,877,370			0									75													23,877,295		
18. Amount Incurred for Provision of Health Care Services		19,883,131			0									84													19,883,047		

(a) For health business: number of persons insured under PPO managed care products and number of persons insured under indemnity only products

(b) For health premiums written: amount of Medicare Title XVIII exempt from state taxes or fees \$26,912,049

30 KS



ANNUAL STATEMENT FOR THE YEAR 2023 OF THE SilverScript Insurance Company

EXHIBIT OF PREMIUMS, ENROLLMENT AND UTILIZATION (a)

REPORT FOR: 1. CORPORATION

SilverScript Insurance Company

2. Franklin, TN

NAIC Group Code	0001	BUSINESS IN THE STATE OF		DURING THE YEAR										(LOCATION)															
		Kentucky		2023										NAIC Company Code															
		1		2		3		4		5		6		7		8		9		10		11		12		13		14	
Comprehensive (Hospital & Medical)		Medicare Supplement		Vision Only		Dental Only		Federal Employees Health Benefits Plan		Title XVIII Medicare		Title XIX Medicaid		Credit A&H		Disability Income		Long-Term Care		Other Health		Other Non-Health							
Total		Individual		Group		Medicare Supplement		Vision Only		Dental Only		Federal Employees Health Benefits Plan		Title XVIII Medicare		Title XIX Medicaid		Credit A&H		Disability Income		Long-Term Care		Other Health		Other Non-Health			
Total Members at end of:																													
1. Prior Year		73,369	0	0	0	0	0	0	0	0	0	0	0	0	0	0	0	0	0	0	0	0	0	0	0	0	0	73,369	
2. First Quarter		71,912			0																							71,912	
3. Second Quarter		71,349			0																							71,349	
4. Third Quarter		71,006			0																							71,006	
5. Current Year		71,220			0																							71,220	
6. Current Year Member Months		858,111			0																							858,111	
Total Member Ambulatory Encounters for Year:																													
7. Physician		0																											
8. Non-Physician		0																											
9. Total		0	0	0	0	0	0	0	0	0	0	0	0	0	0	0	0	0	0	0	0	0	0	0	0	0	0	0	
10. Hospital Patient Days Incurred		0																											
11. Number of Inpatient Admissions		0																											
12. Health Premiums Written (b)		26,564,523			0																							26,564,523	
13. Life Premiums Direct		0																											
14. Property/Casualty Premiums Written		0																											
15. Health Premiums Earned		27,418,523			0																							27,418,523	
16. Property/Casualty Premiums Earned		0																											
17. Amount Paid for Provision of Health Care Services		26,419,281			0																							26,419,281	
18. Amount Incurred for Provision of Health Care Services		22,411,963			0																							22,411,963	

(a) For health business: number of persons insured under PPO managed care products and number of persons insured under indemnity only products

(b) For health premiums written: amount of Medicare Title XVIII exempt from state taxes or fees \$ 26,564,523

30 KY



ANNUAL STATEMENT FOR THE YEAR 2023 OF THE SilverScript Insurance Company

EXHIBIT OF PREMIUMS, ENROLLMENT AND UTILIZATION (a)

REPORT FOR: 1. CORPORATION

SilverScript Insurance Company

2. Franklin, TN

NAIC Group Code	0001	BUSINESS IN THE STATE OF Louisiana		DURING THE YEAR 2023										(LOCATION)		
		Comprehensive (Hospital & Medical)		4 Medicare Supplement	5 Vision Only	6 Dental Only	7 Federal Employees Health Benefits Plan	8 Title XVIII Medicare	9 Title XIX Medicaid	10 Credit A&H	11 Disability Income	12 Long-Term Care	13 Other Health	14 Other Non-Health	NAIC Company Code	12575
		2 Individual	3 Group													
Total Members at end of:	Total	Individual	Group													
1. Prior Year	68,736	0	0	0	0	0	0	0	0	0	0	0	0	0	68,736	
2. First Quarter	64,390			0				0							64,390	
3. Second Quarter	63,294			0				0							63,294	
4. Third Quarter	62,653			0				0							62,653	
5. Current Year	61,810			0				0							61,810	
6. Current Year Member Months	760,954			0				2							760,952	
Total Member Ambulatory Encounters for Year:																
7. Physician	22							22								
8. Non-Physician	15							15								
9. Total	37	0	0	0	0	0	0	37	0	0	0	0	0	0	0	
10. Hospital Patient Days Incurred	0							0								
11. Number of Inpatient Admissions	0							0								
12. Health Premiums Written (b)	29,839,979			0				1,507						29,838,472		
13. Life Premiums Direct	0															
14. Property/Casualty Premiums Written	0															
15. Health Premiums Earned	30,183,953			0				1,507						30,182,446		
16. Property/Casualty Premiums Earned	0															
17. Amount Paid for Provision of Health Care Services	24,089,529			0				5,758						24,083,771		
18. Amount Incurred for Provision of Health Care Services	20,918,041			0				6,423						20,911,618		

(a) For health business: number of persons insured under PPO managed care products and number of persons insured under indemnity only products

(b) For health premiums written: amount of Medicare Title XVIII exempt from state taxes or fees \$ 29,839,979

30.LIA



ANNUAL STATEMENT FOR THE YEAR 2023 OF THE SilverScript Insurance Company

EXHIBIT OF PREMIUMS, ENROLLMENT AND UTILIZATION (a)

REPORT FOR: 1. CORPORATION

SilverScript Insurance Company

2. Franklin, TN

NAIC Group Code	0001	BUSINESS IN THE STATE OF		DURING THE YEAR										(LOCATION)													
		Maine		2023										NAIC Company Code													
		1		4		5		6		7		8		9		10		11		12		13		14			
Comprehensive (Hospital & Medical)		Medicare Supplement		Vision Only		Dental Only		Federal Employees Health Benefits Plan		Title XVIII Medicare		Title XIX Medicaid		Credit A&H		Disability Income		Long-Term Care		Other Health		Other Non-Health					
2		3		4		5		6		7		8		9		10		11		12		13		14			
Total		Individual		Group		Medicare Supplement		Vision Only		Dental Only		Federal Employees Health Benefits Plan		Title XVIII Medicare		Title XIX Medicaid		Credit A&H		Disability Income		Long-Term Care		Other Health		Other Non-Health	
Total Members at end of:																											
1. Prior Year		13,181	0	0	0	0	0	0	0	0	0	0	0	0	0	0	0	0	0	0	0	0	0	0	13,181		
2. First Quarter		14,022			0																				14,022		
3. Second Quarter		14,095			0																				14,095		
4. Third Quarter		14,140			0																				14,140		
5. Current Year		14,329			0																				14,329		
6. Current Year Member Months		169,700			0								1												169,699		
Total Member Ambulatory Encounters for Year:																											
7. Physician		0																									
8. Non-Physician		0																									
9. Total		0	0	0	0	0	0	0	0	0	0	0	0	0	0	0	0	0	0	0	0	0	0	0	0		
10. Hospital Patient Days Incurred		0											0														
11. Number of Inpatient Admissions		0											0														
12. Health Premiums Written (b)		5,308,752			0								581												5,308,171		
13. Life Premiums Direct		0																									
14. Property/Casualty Premiums Written		0																									
15. Health Premiums Earned		6,096,797			0								581												6,096,216		
16. Property/Casualty Premiums Earned		0																									
17. Amount Paid for Provision of Health Care Services		5,060,912			0								20												5,060,892		
18. Amount Incurred for Provision of Health Care Services		4,205,601			0								23												4,205,578		

(a) For health business: number of persons insured under PPO managed care products and number of persons insured under indemnity only products

(b) For health premiums written: amount of Medicare Title XVIII exempt from state taxes or fees \$5,308,752

30 ME



ANNUAL STATEMENT FOR THE YEAR 2023 OF THE SilverScript Insurance Company

EXHIBIT OF PREMIUMS, ENROLLMENT AND UTILIZATION (a)

REPORT FOR: 1. CORPORATION

SilverScript Insurance Company

2. Franklin, TN

NAIC Group Code	0001	BUSINESS IN THE STATE OF Maryland		DURING THE YEAR 2023										(LOCATION)		
		Comprehensive (Hospital & Medical)		4 Medicare Supplement	5 Vision Only	6 Dental Only	7 Federal Employees Health Benefits Plan	8 Title XVIII Medicare	9 Title XIX Medicaid	10 Credit A&H	11 Disability Income	12 Long-Term Care	13 Other Health	14 Other Non-Health	NAIC Company Code	12575
		2 Individual	3 Group													
Total Members at end of:	Total	Individual	Group													
1. Prior Year	92,137	0	0	0	0	0	0	0	0	0					92,137	
2. First Quarter	93,583			0				0							93,583	
3. Second Quarter	93,490			0				0							93,490	
4. Third Quarter	93,899			0				2							93,897	
5. Current Year	94,027			0				0							94,027	
6. Current Year Member Months	1,124,027			0				3							1,124,024	
Total Member Ambulatory Encounters for Year:																
7. Physician	0							0								
8. Non-Physician	0							0								
9. Total	0	0	0	0	0	0	0	0	0	0	0	0	0	0	0	
10. Hospital Patient Days Incurred	0							0								
11. Number of Inpatient Admissions	0							0								
12. Health Premiums Written (b)	42,108,803			0				213						42,108,590		
13. Life Premiums Direct	0															
14. Property/Casualty Premiums Written	0															
15. Health Premiums Earned	41,486,614			0				213						41,486,401		
16. Property/Casualty Premiums Earned	0															
17. Amount Paid for Provision of Health Care Services	33,699,043			0				42						33,699,001		
18. Amount Incurred for Provision of Health Care Services	28,156,412			0				46						28,156,366		

(a) For health business: number of persons insured under PPO managed care products and number of persons insured under indemnity only products

(b) For health premiums written: amount of Medicare Title XVIII exempt from state taxes or fees \$ 42,108,803

30 MD



ANNUAL STATEMENT FOR THE YEAR 2023 OF THE SilverScript Insurance Company

EXHIBIT OF PREMIUMS, ENROLLMENT AND UTILIZATION (a)

REPORT FOR: 1. CORPORATION

SilverScript Insurance Company

2. Franklin, TN

NAIC Group Code	0001	BUSINESS IN THE STATE OF		DURING THE YEAR										(LOCATION)	
		Massachusetts		2023										NAIC Company Code	
		1		4		5	6	7	8	9	10	11	12	13	14
Comprehensive (Hospital & Medical)		Medicare Supplement		Vision Only	Dental Only	Federal Employees Health Benefits Plan	Title XVIII Medicare	Title XIX Medicaid	Credit A&H	Disability Income	Long-Term Care	Other Health	Other Non-Health		
2		3													
Total		Individual	Group												
Total Members at end of:															
1. Prior Year	123,469	0	0	0	0	0	0	0	0	0			123,469		
2. First Quarter	122,783			0					0				122,783		
3. Second Quarter	122,243			0					0				122,243		
4. Third Quarter	121,126			0					0				121,126		
5. Current Year	119,965			0					0				119,965		
6. Current Year Member Months	1,459,941			0					1				1,459,940		
Total Member Ambulatory Encounters for Year:															
7. Physician	18								18						
8. Non-Physician	22								22						
9. Total	40	0	0	0	0	0	0	40	0	0	0	0	0	0	
10. Hospital Patient Days Incurred	5								5						
11. Number of Inpatient Admissions	0								0						
12. Health Premiums Written (b)	77,637,232			0				1,384					77,635,848		
13. Life Premiums Direct	0														
14. Property/Casualty Premiums Written	0														
15. Health Premiums Earned	76,264,860			0				1,384					76,263,476		
16. Property/Casualty Premiums Earned	0														
17. Amount Paid for Provision of Health Care Services	55,312,434			0				15,251					55,297,183		
18. Amount Incurred for Provision of Health Care Services	47,077,718			0				17,012					47,060,706		

(a) For health business: number of persons insured under PPO managed care products and number of persons insured under indemnity only products

(b) For health premiums written: amount of Medicare Title XVIII exempt from state taxes or fees \$ 77,637,232

30 MA



ANNUAL STATEMENT FOR THE YEAR 2023 OF THE SilverScript Insurance Company

EXHIBIT OF PREMIUMS, ENROLLMENT AND UTILIZATION (a)

REPORT FOR: 1. CORPORATION

SilverScript Insurance Company

2. Franklin, TN

NAIC Group Code	0001	BUSINESS IN THE STATE OF		DURING THE YEAR										(LOCATION)			
		Michigan		2023										NAIC Company Code			
		12575		Comprehensive (Hospital & Medical)		2	3	4	5	6	7	8	9	10	11	12	13
Total	Individual	Group	Medicare Supplement	Vision Only	Dental Only	Federal Employees Health Benefits Plan	Title XVIII Medicare	Title XIX Medicaid	Credit A&H	Disability Income	Long-Term Care	Other Health	Other Non-Health				
Total Members at end of:																	
1. Prior Year	117,683	0	0	0	0	0	0	0	0	0	0	0	0	0	0	0	117,683
2. First Quarter	116,180			0													116,180
3. Second Quarter	115,923			0													115,923
4. Third Quarter	116,122			5													116,117
5. Current Year	116,429			26													116,403
6. Current Year Member Months	1,393,697			58					2								1,393,637
Total Member Ambulatory Encounters for Year:																	
7. Physician	7																7
8. Non-Physician	4																4
9. Total	11	0	0	0	0	0	0	0	11	0	0	0	0	0	0	0	0
10. Hospital Patient Days Incurred	0								0								
11. Number of Inpatient Admissions	0								0								
12. Health Premiums Written (b)	38,091,504			8,386					2,953								38,080,165
13. Life Premiums Direct	0																
14. Property/Casualty Premiums Written	0																
15. Health Premiums Earned	39,019,563			8,305					2,953								39,008,305
16. Property/Casualty Premiums Earned	0																
17. Amount Paid for Provision of Health Care Services	37,305,673			23,084					22,496								37,260,093
18. Amount Incurred for Provision of Health Care Services	31,550,039			23,084					25,093								31,501,862

(a) For health business: number of persons insured under PPO managed care products and number of persons insured under indemnity only products

(b) For health premiums written: amount of Medicare Title XVIII exempt from state taxes or fees \$ 38,083,118

30.MI



ANNUAL STATEMENT FOR THE YEAR 2023 OF THE SilverScript Insurance Company

EXHIBIT OF PREMIUMS, ENROLLMENT AND UTILIZATION (a)

REPORT FOR: 1. CORPORATION

SilverScript Insurance Company

2. Franklin, TN

NAIC Group Code	0001	BUSINESS IN THE STATE OF		DURING THE YEAR										(LOCATION)	
		Minnesota		2023										NAIC Company Code	
		1		4		5	6	7	8	9	10	11	12	13	14
Comprehensive (Hospital & Medical)		Medicare Supplement		Vision Only	Dental Only	Federal Employees Health Benefits Plan	Title XVIII Medicare	Title XIX Medicaid	Credit A&H	Disability Income	Long-Term Care	Other Health	Other Non-Health		
2		3													
Total		Individual	Group												
Total Members at end of:															
1. Prior Year	77,230	0	0	0	0	0	0	0	0	0			77,230		
2. First Quarter	71,657			0					0				71,657		
3. Second Quarter	71,126			0					0				71,126		
4. Third Quarter	70,879			0					1				70,878		
5. Current Year	70,920			0					1				70,919		
6. Current Year Member Months	855,135			0					2				855,133		
Total Member Ambulatory Encounters for Year:															
7. Physician	14								14						
8. Non-Physician	12								12						
9. Total	26	0	0	0	0	0	0	26	0	0	0	0	0	0	
10. Hospital Patient Days Incurred	3								3						
11. Number of Inpatient Admissions	1								1						
12. Health Premiums Written (b)	31,410,952			0				4,362					31,406,590		
13. Life Premiums Direct	0														
14. Property/Casualty Premiums Written	0														
15. Health Premiums Earned	31,596,007			0				4,362					31,591,645		
16. Property/Casualty Premiums Earned	0														
17. Amount Paid for Provision of Health Care Services	26,011,487			0				4,961					26,006,526		
18. Amount Incurred for Provision of Health Care Services	22,140,465			0				5,533					22,134,932		

(a) For health business: number of persons insured under PPO managed care products and number of persons insured under indemnity only products

(b) For health premiums written: amount of Medicare Title XVIII exempt from state taxes or fees \$ 31,410,952

30 MN



ANNUAL STATEMENT FOR THE YEAR 2023 OF THE SilverScript Insurance Company

EXHIBIT OF PREMIUMS, ENROLLMENT AND UTILIZATION (a)

REPORT FOR: 1. CORPORATION

SilverScript Insurance Company

2. Franklin, TN

NAIC Group Code	0001	BUSINESS IN THE STATE OF		DURING THE YEAR										(LOCATION)										
		Mississippi		2023										NAIC Company Code										
		1		4		5		6		7		8		9		10		11		12		13		14
Comprehensive (Hospital & Medical)		Medicare Supplement		Vision Only		Dental Only		Federal Employees Health Benefits Plan		Title XVIII Medicare		Title XIX Medicaid		Credit A&H		Disability Income		Long-Term Care		Other Health		Other Non-Health		
2		3		5		6		7		8		9		10		11		12		13		14		
Total		Individual		Group		Vision Only		Dental Only		Title XVIII Medicare		Title XIX Medicaid		Credit A&H		Disability Income		Long-Term Care		Other Health		Other Non-Health		
Total Members at end of:																								
1.	Prior Year	77,707	0	0	0	0	0	0	0	0	0	0	0	0	0	0	0	0	0	0	0	0	0	77,707
2.	First Quarter	72,782			0						0													72,782
3.	Second Quarter	71,832			0						1													71,831
4.	Third Quarter	71,219			0						0													71,219
5.	Current Year	70,582			0						0													70,582
6.	Current Year Member Months	863,428			0						3													863,425
Total Member Ambulatory Encounters for Year:																								
7.	Physician	1									1													
8.	Non-Physician	1									1													
9.	Total	2	0	0	0	0	0	0	0	0	2	0	0	0	0	0	0	0	0	0	0	0	0	0
10.	Hospital Patient Days Incurred	0									0													
11.	Number of Inpatient Admissions	0									0													
12.	Health Premiums Written (b)	31,208,662			0						2,790													31,205,872
13.	Life Premiums Direct	0																						
14.	Property/Casualty Premiums Written	0																						
15.	Health Premiums Earned	32,267,830			0						2,790													32,265,040
16.	Property/Casualty Premiums Earned	0																						
17.	Amount Paid for Provision of Health Care Services	27,044,565			0						174													27,044,391
18.	Amount Incurred for Provision of Health Care Services	23,339,875			0						194													23,339,681

(a) For health business: number of persons insured under PPO managed care products and number of persons insured under indemnity only products

(b) For health premiums written: amount of Medicare Title XVIII exempt from state taxes or fees \$ 31,208,662

30 MS



ANNUAL STATEMENT FOR THE YEAR 2023 OF THE SilverScript Insurance Company

EXHIBIT OF PREMIUMS, ENROLLMENT AND UTILIZATION (a)

REPORT FOR: 1. CORPORATION

SilverScript Insurance Company

2. Franklin, TN

NAIC Group Code	0001	BUSINESS IN THE STATE OF		DURING THE YEAR										(LOCATION)	
		Missouri		2023										NAIC Company Code	
		1		4		5	6	7	8	9	10	11	12	13	14
Comprehensive (Hospital & Medical)		Medicare Supplement		Vision Only	Dental Only	Federal Employees Health Benefits Plan	Title XVIII Medicare	Title XIX Medicaid	Credit A&H	Disability Income	Long-Term Care	Other Health	Other Non-Health		
2		3													
Total		Individual	Group												
Total Members at end of:															
1. Prior Year	115,806	0	0	0	0	0	0	0	0	0			115,806		
2. First Quarter	109,215			0					0				109,215		
3. Second Quarter	108,527			0					0				108,527		
4. Third Quarter	108,011			0					0				108,011		
5. Current Year	107,779			0					0				107,779		
6. Current Year Member Months	1,303,464			0					0				1,303,464		
Total Member Ambulatory Encounters for Year:															
7. Physician	0								0						
8. Non-Physician	0								0						
9. Total	0	0	0	0	0	0	0	0	0	0	0	0	0	0	
10. Hospital Patient Days Incurred	0								0						
11. Number of Inpatient Admissions	0								0						
12. Health Premiums Written (b)	46,684,675			0					0				46,684,675		
13. Life Premiums Direct	0														
14. Property/Casualty Premiums Written	0														
15. Health Premiums Earned	48,795,774			0					0				48,795,774		
16. Property/Casualty Premiums Earned	0														
17. Amount Paid for Provision of Health Care Services	40,896,450			0					0				40,896,450		
18. Amount Incurred for Provision of Health Care Services	35,297,959			0					0				35,297,959		

(a) For health business: number of persons insured under PPO managed care products and number of persons insured under indemnity only products

(b) For health premiums written: amount of Medicare Title XVIII exempt from state taxes or fees \$ 46,684,675

30 MO



ANNUAL STATEMENT FOR THE YEAR 2023 OF THE SilverScript Insurance Company

EXHIBIT OF PREMIUMS, ENROLLMENT AND UTILIZATION (a)

REPORT FOR: 1. CORPORATION

SilverScript Insurance Company

2. Franklin, TN

NAIC Group Code	0001	BUSINESS IN THE STATE OF		DURING THE YEAR										(LOCATION)	
		Montana		2023										NAIC Company Code	
		1		4		5	6	7	8	9	10	11	12	13	14
Comprehensive (Hospital & Medical)		Medicare Supplement		Vision Only	Dental Only	Federal Employees Health Benefits Plan	Title XVIII Medicare	Title XIX Medicaid	Credit A&H	Disability Income	Long-Term Care	Other Health	Other Non-Health		
2		3													
Total		Individual	Group												
Total Members at end of:															
1. Prior Year	25,593	0	0	0	0	0	0	0	0	0	0	0	0	25,593	
2. First Quarter	24,965			0					0					24,965	
3. Second Quarter	25,017			0					0					25,017	
4. Third Quarter	25,223			0					0					25,223	
5. Current Year	25,278			0					0					25,278	
6. Current Year Member Months	300,742			0					0					300,742	
Total Member Ambulatory Encounters for Year:															
7. Physician	0								0						
8. Non-Physician	0								0						
9. Total	0	0	0	0	0	0	0	0	0	0	0	0	0	0	
10. Hospital Patient Days Incurred	0								0						
11. Number of Inpatient Admissions	0								0						
12. Health Premiums Written (b)	8,756,270			0					0					8,756,270	
13. Life Premiums Direct	0														
14. Property/Casualty Premiums Written	0														
15. Health Premiums Earned	9,018,776			0					0					9,018,776	
16. Property/Casualty Premiums Earned	0														
17. Amount Paid for Provision of Health Care Services	7,119,500			0					0					7,119,500	
18. Amount Incurred for Provision of Health Care Services	5,969,941			0					0					5,969,941	

(a) For health business: number of persons insured under PPO managed care products and number of persons insured under indemnity only products

(b) For health premiums written: amount of Medicare Title XVIII exempt from state taxes or fees \$8,756,270

30 MT



ANNUAL STATEMENT FOR THE YEAR 2023 OF THE SilverScript Insurance Company

EXHIBIT OF PREMIUMS, ENROLLMENT AND UTILIZATION (a)

REPORT FOR: 1. CORPORATION

SilverScript Insurance Company

2. Franklin, TN

NAIC Group Code	0001	BUSINESS IN THE STATE OF		4	DURING THE YEAR									
		Nebraska			2023									
					(LOCATION)									
		Comprehensive (Hospital & Medical)		Medicare Supplement	Vision Only	Dental Only	Federal Employees Health Benefits Plan	Title XVIII Medicare	Title XIX Medicaid	Credit A&H	Disability Income	Long-Term Care	Other Health	Other Non-Health
Total		2 Individual	3 Group											
Total Members at end of:														
1. Prior Year	37,996	0	0	0	0	0	0	0	0	0				37,996
2. First Quarter	35,837			0				0						35,837
3. Second Quarter	35,601			0				0						35,601
4. Third Quarter	35,746			0				0						35,746
5. Current Year	35,838			0				0						35,838
6. Current Year Member Months	429,070			0				0						429,070
Total Member Ambulatory Encounters for Year:														
7. Physician	0							0						
8. Non-Physician	0							0						
9. Total	0	0	0	0	0	0	0	0	0	0	0	0	0	0
10. Hospital Patient Days Incurred	0							0						
11. Number of Inpatient Admissions	0							0						
12. Health Premiums Written (b)	12,479,069			0				0						12,479,069
13. Life Premiums Direct	0													
14. Property/Casualty Premiums Written	0													
15. Health Premiums Earned	12,487,389			0				0						12,487,389
16. Property/Casualty Premiums Earned	0													
17. Amount Paid for Provision of Health Care Services	11,490,655			0				0						11,490,655
18. Amount Incurred for Provision of Health Care Services	9,692,799			0				0						9,692,799

(a) For health business: number of persons insured under PPO managed care products and number of persons insured under indemnity only products

(b) For health premiums written: amount of Medicare Title XVIII exempt from state taxes or fees \$ 12,479,069

30 NIE



ANNUAL STATEMENT FOR THE YEAR 2023 OF THE SilverScript Insurance Company

EXHIBIT OF PREMIUMS, ENROLLMENT AND UTILIZATION (a)

REPORT FOR: 1. CORPORATION

SilverScript Insurance Company

2. Franklin, TN

NAIC Group Code	0001	BUSINESS IN THE STATE OF Nevada		DURING THE YEAR 2023										(LOCATION)		
		Comprehensive (Hospital & Medical)		4 Medicare Supplement	5 Vision Only	6 Dental Only	7 Federal Employees Health Benefits Plan	8 Title XVIII Medicare	9 Title XIX Medicaid	10 Credit A&H	11 Disability Income	12 Long-Term Care	13 Other Health	14 Other Non-Health	NAIC Company Code	12575
		2 Individual	3 Group													
Total		Individual	Group	Medicare Supplement	Vision Only	Dental Only	Federal Employees Health Benefits Plan	Title XVIII Medicare	Title XIX Medicaid	Credit A&H	Disability Income	Long-Term Care	Other Health	Other Non-Health		
Total Members at end of:																
1. Prior Year	24,234	0	0	0	0	0	0	0	0	0	0	0	0	24,234		
2. First Quarter	24,566			0				0						24,566		
3. Second Quarter	24,743			0				0						24,743		
4. Third Quarter	25,214			0				0						25,214		
5. Current Year	25,556			0				0						25,556		
6. Current Year Member Months	298,954			0				0						298,954		
Total Member Ambulatory Encounters for Year:																
7. Physician	0							0								
8. Non-Physician	0							0								
9. Total	0	0	0	0	0	0	0	0	0	0	0	0	0	0		
10. Hospital Patient Days Incurred	0							0								
11. Number of Inpatient Admissions	0							0								
12. Health Premiums Written (b)	8,503,017			0				0					8,503,017			
13. Life Premiums Direct	0															
14. Property/Casualty Premiums Written	0															
15. Health Premiums Earned	9,137,123			0				0					9,137,123			
16. Property/Casualty Premiums Earned	0															
17. Amount Paid for Provision of Health Care Services	7,736,308			0				0					7,736,308			
18. Amount Incurred for Provision of Health Care Services	6,289,239			0				0					6,289,239			

(a) For health business: number of persons insured under PPO managed care products and number of persons insured under indemnity only products

(b) For health premiums written: amount of Medicare Title XVIII exempt from state taxes or fees \$8,503,017

30 NV



ANNUAL STATEMENT FOR THE YEAR 2023 OF THE SilverScript Insurance Company

EXHIBIT OF PREMIUMS, ENROLLMENT AND UTILIZATION (a)

REPORT FOR: 1. CORPORATION

SilverScript Insurance Company

2. Franklin, TN

NAIC Group Code	0001	BUSINESS IN THE STATE OF		(LOCATION)										
		New Hampshire		2023										
		Comprehensive (Hospital & Medical)		NAIC Company Code 12575										
	1	2	3	4	5	6	7	8	9	10	11	12	13	14
	Total	Individual	Group	Medicare Supplement	Vision Only	Dental Only	Federal Employees Health Benefits Plan	Title XVIII Medicare	Title XIX Medicaid	Credit A&H	Disability Income	Long-Term Care	Other Health	Other Non-Health
Total Members at end of:														
1. Prior Year	27,113	0	0	0	0	0	0	0	0				27,113	
2. First Quarter	28,866			0				0					28,866	
3. Second Quarter	29,100			0				0					29,100	
4. Third Quarter	29,625			0				0					29,625	
5. Current Year	30,002			0				0					30,002	
6. Current Year Member Months	352,419			0				0					352,419	
Total Member Ambulatory Encounters for Year:														
7. Physician	0							0						
8. Non-Physician	0							0						
9. Total	0	0	0	0	0	0	0	0	0	0	0	0	0	0
10. Hospital Patient Days Incurred	0							0						
11. Number of Inpatient Admissions	0							0						
12. Health Premiums Written (b)	10,306,226			0				0					10,306,226	
13. Life Premiums Direct	0													
14. Property/Casualty Premiums Written	0													
15. Health Premiums Earned	11,172,262			0				0					11,172,262	
16. Property/Casualty Premiums Earned	0													
17. Amount Paid for Provision of Health Care Services	9,178,302			0				0					9,178,302	
18. Amount Incurred for Provision of Health Care Services	7,514,039			0				0					7,514,039	

(a) For health business: number of persons insured under PPO managed care products and number of persons insured under indemnity only products

(b) For health premiums written: amount of Medicare Title XVIII exempt from state taxes or fees \$ 10,306,226

HN'03



ANNUAL STATEMENT FOR THE YEAR 2023 OF THE SilverScript Insurance Company

EXHIBIT OF PREMIUMS, ENROLLMENT AND UTILIZATION (a)

REPORT FOR: 1. CORPORATION

SilverScript Insurance Company

2. Franklin, TN

NAIC Group Code	0001	BUSINESS IN THE STATE OF		DURING THE YEAR										(LOCATION)									
		New Jersey		2023										NAIC Company Code									
		1		4		5		6		7		8		9		10		11		12		13	
Comprehensive (Hospital & Medical)		Medicare Supplement		Vision Only		Dental Only		Federal Employees Health Benefits Plan		Title XVIII Medicare		Title XIX Medicaid		Credit A&H		Disability Income		Long-Term Care		Other Health		Other Non-Health	
2		3																					
Total		Individual		Group																			
Total Members at end of:																							
1. Prior Year		141,112	0	0	0	0	0	0	0	0	0	0	0	0	0	0	0	0	0	0	0	141,112	0
2. First Quarter		139,037			0						1											139,036	
3. Second Quarter		137,809			0						0											137,809	
4. Third Quarter		137,757			0						0											137,757	
5. Current Year		137,194			0						0											137,194	
6. Current Year Member Months		1,657,042			0						5											1,657,037	
Total Member Ambulatory Encounters for Year:																							
7. Physician		9									9												
8. Non-Physician		0									0												
9. Total		9	0	0	0	0	0	0	0	0	9	0	0	0	0	0	0	0	0	0	0	0	0
10. Hospital Patient Days Incurred		0									0												
11. Number of Inpatient Admissions		0									0												
12. Health Premiums Written (b)		55,270,443			0						4,546											55,265,897	
13. Life Premiums Direct		0																					
14. Property/Casualty Premiums Written		0																					
15. Health Premiums Earned		54,565,442			0						4,546											54,560,896	
16. Property/Casualty Premiums Earned		0																					
17. Amount Paid for Provision of Health Care Services		53,470,326			0						295											53,470,031	
18. Amount Incurred for Provision of Health Care Services		45,305,981			0						329											45,305,652	

(a) For health business: number of persons insured under PPO managed care products and number of persons insured under indemnity only products

(b) For health premiums written: amount of Medicare Title XVIII exempt from state taxes or fees \$ 55,270,443

30 NJ



ANNUAL STATEMENT FOR THE YEAR 2023 OF THE SilverScript Insurance Company

EXHIBIT OF PREMIUMS, ENROLLMENT AND UTILIZATION (a)

REPORT FOR: 1. CORPORATION

SilverScript Insurance Company

2. Franklin, TN

NAIC Group Code	0001	BUSINESS IN THE STATE OF		DURING THE YEAR										(LOCATION)		
		New Mexico		2023										NAIC Company Code		
		12575		Comprehensive (Hospital & Medical)		4	5	6	7	8	9	10	11	12	13	14
2	3	Medicare Supplement	Vision Only	Dental Only	Federal Employees Health Benefits Plan											
		Total	Individual	Group												
Total Members at end of:																
1.	Prior Year	29,820	0	0	0	0	0	0	0	0	0				29,820	
2.	First Quarter	28,449			0					0					28,449	
3.	Second Quarter	28,072			0					0					28,072	
4.	Third Quarter	27,820			0					0					27,820	
5.	Current Year	27,928			0					1					27,927	
6.	Current Year Member Months	337,340			0					1					337,339	
Total Member Ambulatory Encounters for Year:																
7.	Physician	0								0						
8.	Non-Physician	0								0						
9.	Total	0	0	0	0	0	0	0	0	0	0	0	0	0	0	
10.	Hospital Patient Days Incurred	0								0						
11.	Number of Inpatient Admissions	0								0						
12.	Health Premiums Written (b)	11,298,365			0					1,131					11,297,234	
13.	Life Premiums Direct	0														
14.	Property/Casualty Premiums Written	0														
15.	Health Premiums Earned	11,241,680			0					1,131					11,240,549	
16.	Property/Casualty Premiums Earned	0														
17.	Amount Paid for Provision of Health Care Services	7,805,834			0					0					7,805,834	
18.	Amount Incurred for Provision of Health Care Services	6,637,008			0					0					6,637,008	

(a) For health business: number of persons insured under PPO managed care products and number of persons insured under indemnity only products

(b) For health premiums written: amount of Medicare Title XVIII exempt from state taxes or fees \$ 11,298,365

WIN 03



ANNUAL STATEMENT FOR THE YEAR 2023 OF THE SilverScript Insurance Company

EXHIBIT OF PREMIUMS, ENROLLMENT AND UTILIZATION (a)

REPORT FOR: 1. CORPORATION

SilverScript Insurance Company

2. Franklin, TN

NAIC Group Code	0001	BUSINESS IN THE STATE OF		DURING THE YEAR										(LOCATION)	
		New York		2023										NAIC Company Code	
		1		4		5	6	7	8	9	10	11	12	13	14
Comprehensive (Hospital & Medical)		Medicare Supplement		Vision Only	Dental Only	Federal Employees Health Benefits Plan	Title XVIII Medicare	Title XIX Medicaid	Credit A&H	Disability Income	Long-Term Care	Other Health	Other Non-Health		
2		3													
Total		Individual	Group												
Total Members at end of:															
1. Prior Year	272,470	0	0	0	0	0	0	0	0	0			272,470		
2. First Quarter	265,687			0					0				265,687		
3. Second Quarter	261,843			0				1					261,842		
4. Third Quarter	260,610			0				0					260,610		
5. Current Year	258,375			0				0					258,375		
6. Current Year Member Months	3,147,545			0				4					3,147,541		
Total Member Ambulatory Encounters for Year:															
7. Physician	15							15							
8. Non-Physician	14							14							
9. Total	29	0	0	0	0	0	0	29	0	0	0	0	0	0	
10. Hospital Patient Days Incurred	0							0							
11. Number of Inpatient Admissions	0							0							
12. Health Premiums Written (b)	156,684,506			0				3,980					156,680,526		
13. Life Premiums Direct	0														
14. Property/Casualty Premiums Written	0														
15. Health Premiums Earned	167,351,118			0				3,980					167,347,138		
16. Property/Casualty Premiums Earned	0														
17. Amount Paid for Provision of Health Care Services	128,606,714			0				804					128,605,910		
18. Amount Incurred for Provision of Health Care Services	109,552,088			0				804					109,551,284		

(a) For health business: number of persons insured under PPO managed care products and number of persons insured under indemnity only products

(b) For health premiums written: amount of Medicare Title XVIII exempt from state taxes or fees \$ 156,684,506

30 NY



ANNUAL STATEMENT FOR THE YEAR 2023 OF THE SilverScript Insurance Company

EXHIBIT OF PREMIUMS, ENROLLMENT AND UTILIZATION (a)

REPORT FOR: 1. CORPORATION

SilverScript Insurance Company

2. Franklin, TN

NAIC Group Code	0001	BUSINESS IN THE STATE OF		(LOCATION)										
		North Carolina		2023										
		Comprehensive (Hospital & Medical)		NAIC Company Code 12575										
	1	2	3	4	5	6	7	8	9	10	11	12	13	14
	Total	Individual	Group	Medicare Supplement	Vision Only	Dental Only	Federal Employees Health Benefits Plan	Title XVIII Medicare	Title XIX Medicaid	Credit A&H	Disability Income	Long-Term Care	Other Health	Other Non-Health
Total Members at end of:														
1. Prior Year	159,471	0	0	0	0	0	0	0	0				159,471	
2. First Quarter	155,418			0				0					155,418	
3. Second Quarter	154,223			0				3					154,220	
4. Third Quarter	153,848			0				1					153,847	
5. Current Year	153,802			0				2					153,800	
6. Current Year Member Months	1,854,631			0				9					1,854,622	
Total Member Ambulatory Encounters for Year:														
7. Physician	31							31						
8. Non-Physician	22							22						
9. Total	53	0	0	0	0	0	0	53	0	0	0	0	0	0
10. Hospital Patient Days Incurred	5							5						
11. Number of Inpatient Admissions	0							0						
12. Health Premiums Written (b)	66,943,106			0				9,472					66,933,634	
13. Life Premiums Direct	0													
14. Property/Casualty Premiums Written	0													
15. Health Premiums Earned	65,986,692			0				9,472					65,977,220	
16. Property/Casualty Premiums Earned	0													
17. Amount Paid for Provision of Health Care Services	52,977,290			0				14,895					52,962,395	
18. Amount Incurred for Provision of Health Care Services	45,061,608			0				16,615					45,044,993	

(a) For health business: number of persons insured under PPO managed care products2 and number of persons insured under indemnity only products

(b) For health premiums written: amount of Medicare Title XVIII exempt from state taxes or fees \$66,943,106

30 NC



ANNUAL STATEMENT FOR THE YEAR 2023 OF THE SilverScript Insurance Company

EXHIBIT OF PREMIUMS, ENROLLMENT AND UTILIZATION (a)

REPORT FOR: 1. CORPORATION

SilverScript Insurance Company

2. Franklin, TN

NAIC Group Code	0001	BUSINESS IN THE STATE OF		DURING THE YEAR										
		North Dakota		2023										
		(LOCATION)		NAIC Company Code 12575										
	1	Comprehensive (Hospital & Medical)		4	5	6	7	8	9	10	11	12	13	14
	Total	2 Individual	3 Group	Medicare Supplement	Vision Only	Dental Only	Federal Employees Health Benefits Plan	Title XVIII Medicare	Title XIX Medicaid	Credit A&H	Disability Income	Long-Term Care	Other Health	Other Non-Health
Total Members at end of:														
1. Prior Year	20,905	0	0	0	0	0	0	0	0	0			20,905	
2. First Quarter	19,508			0				0					19,508	
3. Second Quarter	19,402			0				0					19,402	
4. Third Quarter	19,389			0				0					19,389	
5. Current Year	19,432			0				0					19,432	
6. Current Year Member Months	233,206			0				1					233,205	
Total Member Ambulatory Encounters for Year:														
7. Physician	1							1						
8. Non-Physician	1							1						
9. Total	2	0	0	0	0	0	0	2	0	0	0	0	0	0
10. Hospital Patient Days Incurred	0							0						
11. Number of Inpatient Admissions	0							0						
12. Health Premiums Written (b)	7,254,244			0				878					7,253,366	
13. Life Premiums Direct	0													
14. Property/Casualty Premiums Written	0													
15. Health Premiums Earned	7,580,835			0				878					7,579,957	
16. Property/Casualty Premiums Earned	0													
17. Amount Paid for Provision of Health Care Services	6,237,141			0				278					6,236,863	
18. Amount Incurred for Provision of Health Care Services	5,320,364			0				310					5,320,054	

(a) For health business: number of persons insured under PPO managed care products and number of persons insured under indemnity only products

(b) For health premiums written: amount of Medicare Title XVIII exempt from state taxes or fees \$7,254,244

30 ND



ANNUAL STATEMENT FOR THE YEAR 2023 OF THE SilverScript Insurance Company

EXHIBIT OF PREMIUMS, ENROLLMENT AND UTILIZATION (a)

REPORT FOR: 1. CORPORATION

SilverScript Insurance Company

2. Franklin, TN

NAIC Group Code	0001	BUSINESS IN THE STATE OF		DURING THE YEAR										(LOCATION)	
		Ohio		2023										NAIC Company Code	
		Ohio		2023										12575	
		Comprehensive (Hospital & Medical)		4 Medicare Supplement	5 Vision Only	6 Dental Only	7 Federal Employees Health Benefits Plan	8 Title XVIII Medicare	9 Title XIX Medicaid	10 Credit A&H	11 Disability Income	12 Long-Term Care	13 Other Health	14 Other Non-Health	
1 Total		2 Individual	3 Group												
Total Members at end of:															
1. Prior Year	175,657	0	0	0	0	0	0	0	0	0				175,657	
2. First Quarter	188,861			0				1						188,860	
3. Second Quarter	188,983			0				0						188,983	
4. Third Quarter	190,009			0				0						190,009	
5. Current Year	190,084			0				0						190,084	
6. Current Year Member Months	2,273,358			0				4						2,273,354	
Total Member Ambulatory Encounters for Year:															
7. Physician	0							0							
8. Non-Physician	0							0							
9. Total	0	0	0	0	0	0	0	0	0	0	0	0	0	0	
10. Hospital Patient Days Incurred	0							0							
11. Number of Inpatient Admissions	0							0							
12. Health Premiums Written (b)	65,500,900			0				3,594					65,497,306		
13. Life Premiums Direct	0														
14. Property/Casualty Premiums Written	0														
15. Health Premiums Earned	66,313,617			0				3,594					66,310,023		
16. Property/Casualty Premiums Earned	0														
17. Amount Paid for Provision of Health Care Services	58,030,263			0				2					58,030,261		
18. Amount Incurred for Provision of Health Care Services	46,454,244			0				2					46,454,242		

(a) For health business: number of persons insured under PPO managed care products and number of persons insured under indemnity only products

(b) For health premiums written: amount of Medicare Title XVIII exempt from state taxes or fees \$ 65,500,900

HO 00



ANNUAL STATEMENT FOR THE YEAR 2023 OF THE SilverScript Insurance Company

EXHIBIT OF PREMIUMS, ENROLLMENT AND UTILIZATION (a)

REPORT FOR: 1. CORPORATION

SilverScript Insurance Company

2. Franklin, TN

NAIC Group Code	0001	BUSINESS IN THE STATE OF		DURING THE YEAR										(LOCATION)	
		Oklahoma		2023										NAIC Company Code	
		1		4		5	6	7	8	9	10	11	12	13	14
		Comprehensive (Hospital & Medical)		Medicare Supplement	Vision Only	Dental Only	Federal Employees Health Benefits Plan	Title XVIII Medicare	Title XIX Medicaid	Credit A&H	Disability Income	Long-Term Care	Other Health	Other Non-Health	
Total		2	3												
Total Members at end of:															
1. Prior Year	67,347	0	0	0	0	0	0	0	0	0			67,347		
2. First Quarter	64,559			0				0					64,559		
3. Second Quarter	63,465			0				1					63,464		
4. Third Quarter	63,145			0				0					63,145		
5. Current Year	62,672			0				0					62,672		
6. Current Year Member Months	763,581			0				5					763,576		
Total Member Ambulatory Encounters for Year:															
7. Physician	0							0							
8. Non-Physician	0							0							
9. Total	0	0	0	0	0	0	0	0	0	0	0	0	0	0	
10. Hospital Patient Days Incurred	0							0							
11. Number of Inpatient Admissions	0							0							
12. Health Premiums Written (b)	39,284,385			0				1,996					39,282,389		
13. Life Premiums Direct	0														
14. Property/Casualty Premiums Written	0														
15. Health Premiums Earned	41,999,884			0				1,996					41,997,888		
16. Property/Casualty Premiums Earned	0														
17. Amount Paid for Provision of Health Care Services	28,253,419			0				0					28,253,419		
18. Amount Incurred for Provision of Health Care Services	24,062,027			0				0					24,062,027		

(a) For health business: number of persons insured under PPO managed care products and number of persons insured under indemnity only products

(b) For health premiums written: amount of Medicare Title XVIII exempt from state taxes or fees \$ 39,284,385

30 OK



ANNUAL STATEMENT FOR THE YEAR 2023 OF THE SilverScript Insurance Company

EXHIBIT OF PREMIUMS, ENROLLMENT AND UTILIZATION (a)

REPORT FOR: 1. CORPORATION

SilverScript Insurance Company

2. Franklin, TN

NAIC Group Code	0001	BUSINESS IN THE STATE OF Oregon		DURING THE YEAR 2023										(LOCATION)		
		Comprehensive (Hospital & Medical)		4 Medicare Supplement	5 Vision Only	6 Dental Only	7 Federal Employees Health Benefits Plan	8 Title XVIII Medicare	9 Title XIX Medicaid	10 Credit A&H	11 Disability Income	12 Long-Term Care	13 Other Health	14 Other Non-Health	NAIC Company Code	12575
		2 Individual	3 Group													
		Total														
Total Members at end of:																
1.	Prior Year	49,851	0	0	0	0	0	0	0	0					49,851	
2.	First Quarter	51,434			0				0						51,434	
3.	Second Quarter	51,513			0				0						51,513	
4.	Third Quarter	51,943			0				0						51,943	
5.	Current Year	52,166			0				1						52,165	
6.	Current Year Member Months	620,157			0				2						620,155	
Total Member Ambulatory Encounters for Year:																
7.	Physician	0							0							
8.	Non-Physician	0							0							
9.	Total	0	0	0	0	0	0	0	0	0	0	0	0	0	0	
10.	Hospital Patient Days Incurred	0							0							
11.	Number of Inpatient Admissions	0							0							
12.	Health Premiums Written (b)	18,743,629			0				133						18,743,496	
13.	Life Premiums Direct	0														
14.	Property/Casualty Premiums Written	0														
15.	Health Premiums Earned	18,845,979			0				133						18,845,846	
16.	Property/Casualty Premiums Earned	0														
17.	Amount Paid for Provision of Health Care Services	13,782,043			0				56						13,781,987	
18.	Amount Incurred for Provision of Health Care Services	11,465,823			0				62						11,465,761	

(a) For health business: number of persons insured under PPO managed care products 1 and number of persons insured under indemnity only products

(b) For health premiums written: amount of Medicare Title XVIII exempt from state taxes or fees \$ 18,743,629

30 OR



ANNUAL STATEMENT FOR THE YEAR 2023 OF THE SilverScript Insurance Company

EXHIBIT OF PREMIUMS, ENROLLMENT AND UTILIZATION (a)

REPORT FOR: 1. CORPORATION

SilverScript Insurance Company

2. Franklin, TN

NAIC Group Code	0001	BUSINESS IN THE STATE OF		DURING THE YEAR										(LOCATION)	
		Pennsylvania		2023										NAIC Company Code	
		1		4		5	6	7	8	9	10	11	12	13	14
Comprehensive (Hospital & Medical)															
2		3													
Total		Individual	Group	Medicare Supplement	Vision Only	Dental Only	Federal Employees Health Benefits Plan	Title XVIII Medicare	Title XIX Medicaid	Credit A&H	Disability Income	Long-Term Care	Other Health	Other Non-Health	
Total Members at end of:															
1. Prior Year	219,063	0	0	0	0	0	0	0	0	0			219,063		
2. First Quarter	216,615			0				0					216,615		
3. Second Quarter	216,111			0				0					216,111		
4. Third Quarter	216,300			0				0					216,300		
5. Current Year	217,227			0				3					217,224		
6. Current Year Member Months	2,598,757			0				6					2,598,751		
Total Member Ambulatory Encounters for Year:															
7. Physician	15							15							
8. Non-Physician	5							5							
9. Total	20	0	0	0	0	0	0	20	0	0	0	0	0	0	
10. Hospital Patient Days Incurred	0							0							
11. Number of Inpatient Admissions	0							0							
12. Health Premiums Written (b)	78,001,518			0				5,373					77,996,145		
13. Life Premiums Direct	0														
14. Property/Casualty Premiums Written	0														
15. Health Premiums Earned	82,784,431			0				5,373					82,779,058		
16. Property/Casualty Premiums Earned	0														
17. Amount Paid for Provision of Health Care Services	69,580,537			0				913					69,579,624		
18. Amount Incurred for Provision of Health Care Services	58,374,254			0				1,018					58,373,236		

(a) For health business: number of persons insured under PPO managed care products2 and number of persons insured under indemnity only products

(b) For health premiums written: amount of Medicare Title XVIII exempt from state taxes or fees \$78,001,518

30.PA



ANNUAL STATEMENT FOR THE YEAR 2023 OF THE SilverScript Insurance Company

EXHIBIT OF PREMIUMS, ENROLLMENT AND UTILIZATION (a)

REPORT FOR: 1. CORPORATION

SilverScript Insurance Company

2. Franklin, TN

NAIC Group Code	0001	BUSINESS IN THE STATE OF		DURING THE YEAR										(LOCATION)														
		Rhode Island		2023										NAIC Company Code														
		1		2		3		4		5		6		7		8		9		10		11		12		13		14
Comprehensive (Hospital & Medical)		Medicare Supplement		Vision Only		Dental Only		Federal Employees Health Benefits Plan		Title XVIII Medicare		Title XIX Medicaid		Credit A&H		Disability Income		Long-Term Care		Other Health		Other Non-Health						
Total		Individual		Group		Medicare Supplement		Vision Only		Dental Only		Federal Employees Health Benefits Plan		Title XVIII Medicare		Title XIX Medicaid		Credit A&H		Disability Income		Long-Term Care		Other Health		Other Non-Health		
Total Members at end of:																												
1. Prior Year		11,314	0	0	0	0	0	0	0	0	0	0	0	0	0	0	0	0	0	0	0	0	0	0	0	0	0	11,314
2. First Quarter		11,052			0																							11,052
3. Second Quarter		10,878			0																							10,878
4. Third Quarter		10,784			0																							10,784
5. Current Year		10,601			0																							10,601
6. Current Year Member Months		131,103			0																							131,103
Total Member Ambulatory Encounters for Year:																												
7. Physician		0																										
8. Non-Physician		0																										
9. Total		0	0	0	0	0	0	0	0	0	0	0	0	0	0	0	0	0	0	0	0	0	0	0	0	0	0	0
10. Hospital Patient Days Incurred		0																										
11. Number of Inpatient Admissions		0																										
12. Health Premiums Written (b)		4,528,635			0																							4,528,635
13. Life Premiums Direct		0																										
14. Property/Casualty Premiums Written		0																										
15. Health Premiums Earned		4,615,462			0																							4,615,462
16. Property/Casualty Premiums Earned		0																										
17. Amount Paid for Provision of Health Care Services		3,754,682			0																							3,754,682
18. Amount Incurred for Provision of Health Care Services		3,163,475			0																							3,163,475

(a) For health business: number of persons insured under PPO managed care products and number of persons insured under indemnity only products

(b) For health premiums written: amount of Medicare Title XVIII exempt from state taxes or fees \$4,528,635

30.RI



ANNUAL STATEMENT FOR THE YEAR 2023 OF THE SilverScript Insurance Company

EXHIBIT OF PREMIUMS, ENROLLMENT AND UTILIZATION (a)

REPORT FOR: 1. CORPORATION

SilverScript Insurance Company

2. Franklin, TN

NAIC Group Code	0001	BUSINESS IN THE STATE OF		DURING THE YEAR										(LOCATION)	
		South Carolina		2023										NAIC Company Code	
		1		4		5	6	7	8	9	10	11	12	13	14
Comprehensive (Hospital & Medical)		Medicare Supplement		Vision Only	Dental Only	Federal Employees Health Benefits Plan	Title XVIII Medicare	Title XIX Medicaid	Credit A&H	Disability Income	Long-Term Care	Other Health	Other Non-Health		
2		3													
Total		Individual	Group												
Total Members at end of:															
1. Prior Year	91,761	0	0	0	0	0	0	0	0	0			91,761		
2. First Quarter	88,426			0				0					88,426		
3. Second Quarter	88,088			0				0					88,088		
4. Third Quarter	88,310			0				0					88,310		
5. Current Year	88,140			0				2					88,138		
6. Current Year Member Months	1,059,918			0				9					1,059,909		
Total Member Ambulatory Encounters for Year:															
7. Physician	50							50							
8. Non-Physician	13							13							
9. Total	63	0	0	0	0	0	0	63	0	0	0	0	0	0	
10. Hospital Patient Days Incurred	0							0							
11. Number of Inpatient Admissions	0							0							
12. Health Premiums Written (b)	34,496,553			0				5,537					34,491,016		
13. Life Premiums Direct	0														
14. Property/Casualty Premiums Written	0														
15. Health Premiums Earned	37,334,123			0				5,537					37,328,586		
16. Property/Casualty Premiums Earned	0														
17. Amount Paid for Provision of Health Care Services	27,824,560			0				2,746					27,821,814		
18. Amount Incurred for Provision of Health Care Services	23,668,188			0				3,063					23,665,125		

(a) For health business: number of persons insured under PPO managed care products2 and number of persons insured under indemnity only products

(b) For health premiums written: amount of Medicare Title XVIII exempt from state taxes or fees \$ 34,496,553

30.SC



ANNUAL STATEMENT FOR THE YEAR 2023 OF THE SilverScript Insurance Company

EXHIBIT OF PREMIUMS, ENROLLMENT AND UTILIZATION (a)

REPORT FOR: 1. CORPORATION

SilverScript Insurance Company

2. Franklin, TN

NAIC Group Code	0001	BUSINESS IN THE STATE OF		DURING THE YEAR										(LOCATION)	
		South Dakota		2023										NAIC Company Code	
		1		4		5	6	7	8	9	10	11	12	13	14
		Comprehensive (Hospital & Medical)													
		2	3												
		Total	Individual	Group	Medicare Supplement	Vision Only	Dental Only	Federal Employees Health Benefits Plan	Title XVIII Medicare	Title XIX Medicaid	Credit A&H	Disability Income	Long-Term Care	Other Health	Other Non-Health
Total Members at end of:															
1.	Prior Year	28,452	0	0	0	0	0	0	0	0				28,452	
2.	First Quarter	27,200			0				0					27,200	
3.	Second Quarter	27,027			0				0					27,027	
4.	Third Quarter	27,116			0				0					27,116	
5.	Current Year	27,107			0				0					27,107	
6.	Current Year Member Months	325,446			0				1					325,445	
Total Member Ambulatory Encounters for Year:															
7.	Physician	1							1						
8.	Non-Physician	2							2						
9.	Total	3	0	0	0	0	0	0	3	0	0	0	0	0	0
10.	Hospital Patient Days Incurred	0							0						
11.	Number of Inpatient Admissions	0							0						
12.	Health Premiums Written (b)	8,666,335			0				129					8,666,206	
13.	Life Premiums Direct	0													
14.	Property/Casualty Premiums Written	0													
15.	Health Premiums Earned	8,642,463			0				129					8,642,334	
16.	Property/Casualty Premiums Earned	0													
17.	Amount Paid for Provision of Health Care Services	7,866,485			0				123					7,866,362	
18.	Amount Incurred for Provision of Health Care Services	6,528,076			0				137					6,527,939	

(a) For health business: number of persons insured under PPO managed care products and number of persons insured under indemnity only products

(b) For health premiums written: amount of Medicare Title XVIII exempt from state taxes or fees \$8,666,335

30.SD



ANNUAL STATEMENT FOR THE YEAR 2023 OF THE SilverScript Insurance Company

EXHIBIT OF PREMIUMS, ENROLLMENT AND UTILIZATION (a)

REPORT FOR: 1. CORPORATION

SilverScript Insurance Company

2. Franklin, TN

(LOCATION)

NAIC Group Code	0001	BUSINESS IN THE STATE OF Tennessee												DURING THE YEAR 2023		NAIC Company Code 12575	
		Comprehensive (Hospital & Medical)		4 Medicare Supplement	5 Vision Only	6 Dental Only	7 Federal Employees Health Benefits Plan	8 Title XVIII Medicare	9 Title XIX Medicaid	10 Credit A&H	11 Disability Income	12 Long-Term Care	13 Other Health	14 Other Non-Health			
		2 Individual	3 Group														
Total Members at end of:																	
1. Prior Year	102,619	0	0	5	0	0	0	0	0					102,614			
2. First Quarter	100,292			5				0						100,287			
3. Second Quarter	99,858			5				0						99,853			
4. Third Quarter	99,920			11				1						99,908			
5. Current Year	99,986			31				3						99,952			
6. Current Year Member Months	1,199,957			117				12						1,199,828			
Total Member Ambulatory Encounters for Year:																	
7. Physician	18							18									
8. Non-Physician	6							6									
9. Total	24	0	0	0	0	0	0	24	0	0	0	0	0	0			
10. Hospital Patient Days Incurred	0							0									
11. Number of Inpatient Admissions	0							0									
12. Health Premiums Written (b)	39,572,930			15,440				8,879						39,548,611			
13. Life Premiums Direct	0																
14. Property/Casualty Premiums Written	0																
15. Health Premiums Earned	42,795,646			15,290				8,879						42,771,477			
16. Property/Casualty Premiums Earned	0																
17. Amount Paid for Provision of Health Care Services	35,056,354			12,606				15,448						35,028,300			
18. Amount Incurred for Provision of Health Care Services	29,428,093			14,257				17,232						29,396,604			

(a) For health business: number of persons insured under PPO managed care products3 and number of persons insured under indemnity only products

(b) For health premiums written: amount of Medicare Title XVIII exempt from state taxes or fees \$39,557,490

30.TN



ANNUAL STATEMENT FOR THE YEAR 2023 OF THE SilverScript Insurance Company

EXHIBIT OF PREMIUMS, ENROLLMENT AND UTILIZATION (a)

REPORT FOR: 1. CORPORATION

SilverScript Insurance Company

2. Franklin, TN

NAIC Group Code	0001	BUSINESS IN THE STATE OF		DURING THE YEAR										(LOCATION)													
		Texas		2023										NAIC Company Code													
		1		4		5		6		7		8		9		10		11		12		13		14			
Comprehensive (Hospital & Medical)		Medicare Supplement		Vision Only		Dental Only		Federal Employees Health Benefits Plan		Title XVIII Medicare		Title XIX Medicaid		Credit A&H		Disability Income		Long-Term Care		Other Health		Other Non-Health					
2		3		4		5		6		7		8		9		10		11		12		13		14			
Total		Individual		Group		Medicare Supplement		Vision Only		Dental Only		Federal Employees Health Benefits Plan		Title XVIII Medicare		Title XIX Medicaid		Credit A&H		Disability Income		Long-Term Care		Other Health		Other Non-Health	
Total Members at end of:																											
1.	Prior Year	304,855	0	0	0	0	0	0	0	0	0	0	0	0	0	0	0	0	0	0	0	0	0	0	0	0	
2.	First Quarter	335,155			0							33,949														301,206	
3.	Second Quarter	335,955			0							35,601														300,354	
4.	Third Quarter	338,546			0							36,342														302,204	
5.	Current Year	340,360			0							37,819														302,541	
6.	Current Year Member Months	4,040,291			0							424,800														3,615,491	
Total Member Ambulatory Encounters for Year:																											
7.	Physician	1,394,578										1,394,578															
8.	Non-Physician	1,199,657										1,199,657															
9.	Total	2,594,235	0	0	0	0	0	0	0	0	0	2,594,235	0	0	0	0	0	0	0	0	0	0	0	0	0	0	
10.	Hospital Patient Days Incurred	47,507										47,507															
11.	Number of Inpatient Admissions	4,910										4,910															
12.	Health Premiums Written (b)	560,728,678			0							459,859,392														100,869,286	
13.	Life Premiums Direct	0																									
14.	Property/Casualty Premiums Written	0																									
15.	Health Premiums Earned	559,988,538			0							459,859,392														100,129,146	
16.	Property/Casualty Premiums Earned	0																									
17.	Amount Paid for Provision of Health Care Services	458,364,799			0							363,513,697														94,851,102	
18.	Amount Incurred for Provision of Health Care Services	485,048,534			0							405,482,773														79,565,761	

(a) For health business: number of persons insured under PPO managed care products 37,819 and number of persons insured under indemnity only products

(b) For health premiums written: amount of Medicare Title XVIII exempt from state taxes or fees \$ 560,728,678

30.TX



ANNUAL STATEMENT FOR THE YEAR 2023 OF THE SilverScript Insurance Company

EXHIBIT OF PREMIUMS, ENROLLMENT AND UTILIZATION (a)

REPORT FOR: 1. CORPORATION

SilverScript Insurance Company

2. Franklin, TN

NAIC Group Code	0001	BUSINESS IN THE STATE OF		DURING THE YEAR										(LOCATION)													
		Utah		2023										NAIC Company Code													
		1		2		3		4		5		6		7		8		9		10		11		12		13	
Comprehensive (Hospital & Medical)		Medicare Supplement		Vision Only		Dental Only		Federal Employees Health Benefits Plan		Title XVIII Medicare		Title XIX Medicaid		Credit A&H		Disability Income		Long-Term Care		Other Health		Other Non-Health					
Total		Individual		Group																							
Total Members at end of:																											
1. Prior Year	20,795	0	0	0	0	0	0	0	0	0	0	0	0	0	0	0	0	0	0	0	0	0	0	0	0	0	20,795
2. First Quarter	21,328			0						0																	21,328
3. Second Quarter	21,272			0						0																	21,272
4. Third Quarter	21,455			0						0																	21,455
5. Current Year	21,641			0						0																	21,641
6. Current Year Member Months	256,554			0						0																	256,554
Total Member Ambulatory Encounters for Year:																											
7. Physician	0									0																	
8. Non-Physician	0									0																	
9. Total	0	0	0	0	0	0	0	0	0	0	0	0	0	0	0	0	0	0	0	0	0	0	0	0	0	0	0
10. Hospital Patient Days Incurred	0									0																	
11. Number of Inpatient Admissions	0									0																	
12. Health Premiums Written (b)	7,354,779			0						0																	7,354,779
13. Life Premiums Direct	0																										
14. Property/Casualty Premiums Written	0																										
15. Health Premiums Earned	8,243,473			0						0																	8,243,473
16. Property/Casualty Premiums Earned	0																										
17. Amount Paid for Provision of Health Care Services	7,230,924			0						0																	7,230,924
18. Amount Incurred for Provision of Health Care Services	5,942,931			0						0																	5,942,931

(a) For health business: number of persons insured under PPO managed care products and number of persons insured under indemnity only products

(b) For health premiums written: amount of Medicare Title XVIII exempt from state taxes or fees \$7,354,779

30 UT



ANNUAL STATEMENT FOR THE YEAR 2023 OF THE SilverScript Insurance Company

EXHIBIT OF PREMIUMS, ENROLLMENT AND UTILIZATION (a)

REPORT FOR: 1. CORPORATION

SilverScript Insurance Company

2. Franklin, TN

NAIC Group Code	0001	BUSINESS IN THE STATE OF		DURING THE YEAR										(LOCATION)	
		Vermont		2023										NAIC Company Code	
		1		4		5	6	7	8	9	10	11	12	13	14
Comprehensive (Hospital & Medical)		Medicare Supplement		Vision Only	Dental Only	Federal Employees Health Benefits Plan	Title XVIII Medicare	Title XIX Medicaid	Credit A&H	Disability Income	Long-Term Care	Other Health	Other Non-Health		
2		3													
Total		Individual	Group												
Total Members at end of:															
1. Prior Year	17,960	0	0	0	0	0	0	0	0	0			17,960		
2. First Quarter	17,615			0					0				17,615		
3. Second Quarter	17,577			0					0				17,577		
4. Third Quarter	17,658			0					0				17,658		
5. Current Year	17,608			0					0				17,608		
6. Current Year Member Months	211,625			0					0				211,625		
Total Member Ambulatory Encounters for Year:															
7. Physician	0								0						
8. Non-Physician	0								0						
9. Total	0	0	0	0	0	0	0	0	0	0	0	0	0	0	
10. Hospital Patient Days Incurred	0								0						
11. Number of Inpatient Admissions	0								0						
12. Health Premiums Written (b)	6,840,363			0					0				6,840,363		
13. Life Premiums Direct	0														
14. Property/Casualty Premiums Written	0														
15. Health Premiums Earned	7,031,465			0					0				7,031,465		
16. Property/Casualty Premiums Earned	0														
17. Amount Paid for Provision of Health Care Services	6,487,407			0					0				6,487,407		
18. Amount Incurred for Provision of Health Care Services	5,532,198			0					0				5,532,198		

(a) For health business: number of persons insured under PPO managed care products and number of persons insured under indemnity only products

(b) For health premiums written: amount of Medicare Title XVIII exempt from state taxes or fees \$6,840,363

30.VT



ANNUAL STATEMENT FOR THE YEAR 2023 OF THE SilverScript Insurance Company

EXHIBIT OF PREMIUMS, ENROLLMENT AND UTILIZATION (a)

REPORT FOR: 1. CORPORATION

SilverScript Insurance Company

2. Franklin, TN

NAIC Group Code	0001	BUSINESS IN THE STATE OF		DURING THE YEAR										(LOCATION)															
		Virginia		2023										NAIC Company Code															
		1		2		3		4		5		6		7		8		9		10		11		12		13		14	
Comprehensive (Hospital & Medical)		Medicare Supplement		Vision Only		Dental Only		Federal Employees Health Benefits Plan		Title XVIII Medicare		Title XIX Medicaid		Credit A&H		Disability Income		Long-Term Care		Other Health		Other Non-Health							
Total		Individual		Group		Medicare Supplement		Vision Only		Dental Only		Federal Employees Health Benefits Plan		Title XVIII Medicare		Title XIX Medicaid		Credit A&H		Disability Income		Long-Term Care		Other Health		Other Non-Health			
Total Members at end of:																													
1. Prior Year		117,156	0	0	0	0	0	0	0	0	0	0	0	0	0	0	0	0	0	0	0	0	0	0	0	0	0	117,156	
2. First Quarter		114,362			0																							114,362	
3. Second Quarter		113,377			0																							113,377	
4. Third Quarter		113,241			0																							113,240	
5. Current Year		113,372			0																							113,372	
6. Current Year Member Months		1,363,585			0																							1,363,579	
Total Member Ambulatory Encounters for Year:																													
7. Physician		9																											
8. Non-Physician		1																											
9. Total		10	0	0	0	0	0	0	0	0	0	0	0	0	0	0	0	0	0	0	0	0	0	0	0	0	0	0	
10. Hospital Patient Days Incurred		0																											
11. Number of Inpatient Admissions		0																											
12. Health Premiums Written (b)		39,646,194			0																							39,641,200	
13. Life Premiums Direct		0																											
14. Property/Casualty Premiums Written		0																											
15. Health Premiums Earned		40,042,430			0																							40,037,436	
16. Property/Casualty Premiums Earned		0																											
17. Amount Paid for Provision of Health Care Services		33,446,131			0																							33,443,135	
18. Amount Incurred for Provision of Health Care Services		28,258,871			0																							28,255,530	

(a) For health business: number of persons insured under PPO managed care products and number of persons insured under indemnity only products

(b) For health premiums written: amount of Medicare Title XVIII exempt from state taxes or fees \$ 39,646,194

30 VA



ANNUAL STATEMENT FOR THE YEAR 2023 OF THE SilverScript Insurance Company

EXHIBIT OF PREMIUMS, ENROLLMENT AND UTILIZATION (a)

REPORT FOR: 1. CORPORATION

SilverScript Insurance Company

2. Franklin, TN

NAIC Group Code	0001	BUSINESS IN THE STATE OF		DURING THE YEAR										(LOCATION)	
		Washington		2023										NAIC Company Code	
		1		4		5	6	7	8	9	10	11	12	13	14
		Comprehensive (Hospital & Medical)		Medicare Supplement	Vision Only	Dental Only	Federal Employees Health Benefits Plan	Title XVIII Medicare	Title XIX Medicaid	Credit A&H	Disability Income	Long-Term Care	Other Health	Other Non-Health	
Total	Individual	Group													
Total Members at end of:															
1. Prior Year	91,200	0	0	0	0	0	0	0	0	0			91,200		
2. First Quarter	94,645			0				0					94,645		
3. Second Quarter	94,544			0				0					94,544		
4. Third Quarter	95,203			0				0					95,203		
5. Current Year	95,365			0				0					95,365		
6. Current Year Member Months	1,137,624			0				0					1,137,624		
Total Member Ambulatory Encounters for Year:															
7. Physician	0							0							
8. Non-Physician	0							0							
9. Total	0	0	0	0	0	0	0	0	0	0	0	0	0	0	
10. Hospital Patient Days Incurred	0							0							
11. Number of Inpatient Admissions	0							0							
12. Health Premiums Written (b)	34,362,331			0				0					34,362,331		
13. Life Premiums Direct	0														
14. Property/Casualty Premiums Written	0														
15. Health Premiums Earned	32,000,074			0				0					32,000,074		
16. Property/Casualty Premiums Earned	0														
17. Amount Paid for Provision of Health Care Services	26,483,869			0				0					26,483,869		
18. Amount Incurred for Provision of Health Care Services	22,131,351			0				0					22,131,351		

(a) For health business: number of persons insured under PPO managed care products and number of persons insured under indemnity only products

(b) For health premiums written: amount of Medicare Title XVIII exempt from state taxes or fees \$ 34,362,331

30.WA



ANNUAL STATEMENT FOR THE YEAR 2023 OF THE SilverScript Insurance Company

EXHIBIT OF PREMIUMS, ENROLLMENT AND UTILIZATION (a)

REPORT FOR: 1. CORPORATION

SilverScript Insurance Company

2. Franklin, TN

NAIC Group Code	0001	BUSINESS IN THE STATE OF		(LOCATION)										
		West Virginia		2023										
		Comprehensive (Hospital & Medical)		NAIC Company Code 12575										
	1	2	3	4	5	6	7	8	9	10	11	12	13	14
	Total	Individual	Group	Medicare Supplement	Vision Only	Dental Only	Federal Employees Health Benefits Plan	Title XVIII Medicare	Title XIX Medicaid	Credit A&H	Disability Income	Long-Term Care	Other Health	Other Non-Health
Total Members at end of:														
1. Prior Year	28,402	0	0	0	0	0	0	0	0				28,402	
2. First Quarter	27,026			0				0					27,026	
3. Second Quarter	26,621			0				0					26,621	
4. Third Quarter	26,275			0				0					26,275	
5. Current Year	26,283			0				0					26,283	
6. Current Year Member Months	319,950			0				0					319,950	
Total Member Ambulatory Encounters for Year:														
7. Physician	0							0						
8. Non-Physician	0							0						
9. Total	0	0	0	0	0	0	0	0	0	0	0	0	0	0
10. Hospital Patient Days Incurred	0							0						
11. Number of Inpatient Admissions	0							0						
12. Health Premiums Written (b)	11,316,003			0				0					11,316,003	
13. Life Premiums Direct	0													
14. Property/Casualty Premiums Written	0													
15. Health Premiums Earned	12,206,224			0				0					12,206,224	
16. Property/Casualty Premiums Earned	0													
17. Amount Paid for Provision of Health Care Services	9,293,569			0				0					9,293,569	
18. Amount Incurred for Provision of Health Care Services	8,006,003			0				0					8,006,003	

(a) For health business: number of persons insured under PPO managed care products and number of persons insured under indemnity only products

(b) For health premiums written: amount of Medicare Title XVIII exempt from state taxes or fees \$ 11,316,003

AMW



ANNUAL STATEMENT FOR THE YEAR 2023 OF THE SilverScript Insurance Company

EXHIBIT OF PREMIUMS, ENROLLMENT AND UTILIZATION (a)

REPORT FOR: 1. CORPORATION

SilverScript Insurance Company

2. Franklin, TN

NAIC Group Code	0001	BUSINESS IN THE STATE OF		DURING THE YEAR										(LOCATION)	
		Wisconsin		2023										NAIC Company Code	
		1		4		5	6	7	8	9	10	11	12	13	14
Comprehensive (Hospital & Medical)		Medicare Supplement		Vision Only	Dental Only	Federal Employees Health Benefits Plan	Title XVIII Medicare	Title XIX Medicaid	Credit A&H	Disability Income	Long-Term Care	Other Health	Other Non-Health		
2		3													
Total		Individual	Group												
Total Members at end of:															
1. Prior Year	77,612	0	0	0	0	0	0	0	0	0			77,612		
2. First Quarter	72,243			0					0				72,243		
3. Second Quarter	71,398			0					0				71,398		
4. Third Quarter	71,156			0					0				71,156		
5. Current Year	70,916			0					0				70,916		
6. Current Year Member Months	858,956			0					1				858,955		
Total Member Ambulatory Encounters for Year:															
7. Physician	2								2						
8. Non-Physician	8								8						
9. Total	10	0	0	0	0	0	0	0	10	0	0	0	0	0	
10. Hospital Patient Days Incurred	0								0						
11. Number of Inpatient Admissions	0								0						
12. Health Premiums Written (b)	33,358,320			0				1,605					33,356,715		
13. Life Premiums Direct	0														
14. Property/Casualty Premiums Written	0														
15. Health Premiums Earned	31,487,749			0				1,605					31,486,144		
16. Property/Casualty Premiums Earned	0														
17. Amount Paid for Provision of Health Care Services	27,241,650			0				328					27,241,322		
18. Amount Incurred for Provision of Health Care Services	23,620,830			0				366					23,620,464		

(a) For health business: number of persons insured under PPO managed care products and number of persons insured under indemnity only products

(b) For health premiums written: amount of Medicare Title XVIII exempt from state taxes or fees \$ 33,358,320

30.W1



ANNUAL STATEMENT FOR THE YEAR 2023 OF THE SilverScript Insurance Company

EXHIBIT OF PREMIUMS, ENROLLMENT AND UTILIZATION (a)

REPORT FOR: 1. CORPORATION

SilverScript Insurance Company

2. Franklin, TN

NAIC Group Code	0001	BUSINESS IN THE STATE OF Wyoming		DURING THE YEAR 2023										(LOCATION)		
		Comprehensive (Hospital & Medical)		4 Medicare Supplement	5 Vision Only	6 Dental Only	7 Federal Employees Health Benefits Plan	8 Title XVIII Medicare	9 Title XIX Medicaid	10 Credit A&H	11 Disability Income	12 Long-Term Care	13 Other Health	14 Other Non-Health	NAIC Company Code	12575
		2 Individual	3 Group													
Total Members at end of:	Total	Individual	Group													
1. Prior Year	16,229	0	0	0	0	0	0	0	0	0	0	0	0	0	16,229	
2. First Quarter	15,648			0				0							15,648	
3. Second Quarter	15,631			0				0							15,631	
4. Third Quarter	15,739			0				0							15,739	
5. Current Year	15,765			0				0							15,765	
6. Current Year Member Months	188,160			0				0							188,160	
Total Member Ambulatory Encounters for Year:																
7. Physician	0							0								
8. Non-Physician	0							0								
9. Total	0	0	0	0	0	0	0	0	0	0	0	0	0	0	0	
10. Hospital Patient Days Incurred	0							0								
11. Number of Inpatient Admissions	0							0								
12. Health Premiums Written (b)	5,005,445			0				0						5,005,445		
13. Life Premiums Direct	0															
14. Property/Casualty Premiums Written	0															
15. Health Premiums Earned	5,205,598			0				0						5,205,598		
16. Property/Casualty Premiums Earned	0															
17. Amount Paid for Provision of Health Care Services	4,044,006			0				0						4,044,006		
18. Amount Incurred for Provision of Health Care Services	3,432,194			0				0						3,432,194		

(a) For health business: number of persons insured under PPO managed care products and number of persons insured under indemnity only products

(b) For health premiums written: amount of Medicare Title XVIII exempt from state taxes or fees \$5,005,445

30.WV



ANNUAL STATEMENT FOR THE YEAR 2023 OF THE SilverScript Insurance Company

EXHIBIT OF PREMIUMS, ENROLLMENT AND UTILIZATION (a)

REPORT FOR: 1. CORPORATION

2.

NAIC Group Code	BUSINESS IN THE STATE OF American Samoa													(LOCATION)		
	Comprehensive (Hospital & Medical)			4 Medicare Supplement	5 Vision Only	6 Dental Only	7 Federal Employees Health Benefits Plan	8 Title XVIII Medicare	9 Title XIX Medicaid	10 Credit A&H	11 Disability Income	12 Long-Term Care	13 Other Health	14 Other Non-Health	DURING THE YEAR 2023 NAIC Company Code	
	1 Total	2 Individual	3 Group													
Total Members at end of:																
1. Prior Year																
2. First Quarter																
3. Second Quarter																
4. Third Quarter																
5. Current Year																
6. Current Year Member Months																
Total Member Ambulatory Encounters for Year:																
7. Physician																
8. Non-Physician																
9. Total																
10. Hospital Patient Days Incurred																
11. Number of Inpatient Admissions																
12. Health Premiums Written (b)																
13. Life Premiums Direct																
14. Property/Casualty Premiums Written																
15. Health Premiums Earned.....																
16. Property/Casualty Premiums Earned																
17. Amount Paid for Provision of Health Care Services.....																
18. Amount Incurred for Provision of Health Care Services																

NONE

(a) For health business: number of persons insured under PPO managed care products and number of persons insured under indemnity only products

(b) For health premiums written: amount of Medicare Title XVIII exempt from state taxes or fees \$

30.AS



ANNUAL STATEMENT FOR THE YEAR 2023 OF THE SilverScript Insurance Company

EXHIBIT OF PREMIUMS, ENROLLMENT AND UTILIZATION (a)

REPORT FOR: 1. CORPORATION

SilverScript Insurance Company

2. Franklin, TN

NAIC Group Code	0001	BUSINESS IN THE STATE OF		DURING THE YEAR										(LOCATION)														
		Guam		2023										NAIC Company Code														
		1		2		3		4		5		6		7		8		9		10		11		12		13		14
Comprehensive (Hospital & Medical)		Medicare Supplement		Vision Only		Dental Only		Federal Employees Health Benefits Plan		Title XVIII Medicare		Title XIX Medicaid		Credit A&H		Disability Income		Long-Term Care		Other Health		Other Non-Health						
Total		Individual		Group																								
Total Members at end of:																												
1. Prior Year	16	0	0	0	0	0	0	0	0	0	0	0	0	0	0	0	0	0	0	0	0	0	0	0	0	0	0	16
2. First Quarter	17			0						0																		17
3. Second Quarter	19			0						0																		19
4. Third Quarter	21			0						0																		21
5. Current Year	26			0						0																		26
6. Current Year Member Months	243			0						0																		243
Total Member Ambulatory Encounters for Year:																												
7. Physician	0									0																		
8. Non-Physician	0									0																		
9. Total	0	0	0	0	0	0	0	0	0	0	0	0	0	0	0	0	0	0	0	0	0	0	0	0	0	0	0	0
10. Hospital Patient Days Incurred	0									0																		
11. Number of Inpatient Admissions	0									0																		
12. Health Premiums Written (b)	7,875			0						0																		7,875
13. Life Premiums Direct	0																											
14. Property/Casualty Premiums Written	0																											
15. Health Premiums Earned	7,875			0						0																		7,875
16. Property/Casualty Premiums Earned	0																											
17. Amount Paid for Provision of Health Care Services	(268)			0						0																		(268)
18. Amount Incurred for Provision of Health Care Services	327			0						0																		327

(a) For health business: number of persons insured under PPO managed care products and number of persons insured under indemnity only products

(b) For health premiums written: amount of Medicare Title XVIII exempt from state taxes or fees \$7,875

30 GU



ANNUAL STATEMENT FOR THE YEAR 2023 OF THE SilverScript Insurance Company

EXHIBIT OF PREMIUMS, ENROLLMENT AND UTILIZATION (a)

REPORT FOR: 1. CORPORATION

SilverScript Insurance Company

2. Franklin, TN

NAIC Group Code	0001	BUSINESS IN THE STATE OF		DURING THE YEAR										(LOCATION)														
		Puerto Rico		2023										NAIC Company Code														
		1		2		3		4		5		6		7		8		9		10		11		12		13		14
Comprehensive (Hospital & Medical)		Medicare Supplement		Vision Only		Dental Only		Federal Employees Health Benefits Plan		Title XVIII Medicare		Title XIX Medicaid		Credit A&H		Disability Income		Long-Term Care		Other Health		Other Non-Health						
Total		Individual		Group		Medicare Supplement		Vision Only		Dental Only		Federal Employees Health Benefits Plan		Title XVIII Medicare		Title XIX Medicaid		Credit A&H		Disability Income		Long-Term Care		Other Health		Other Non-Health		
Total Members at end of:																												
1. Prior Year		250	0	0	0	0	0	0	0	0	0	0	0	0	0	0	0	0	0	0	0	0	0	0	0	0	0	250
2. First Quarter		264			0																							264
3. Second Quarter		240			0																							240
4. Third Quarter		252			0																							252
5. Current Year		261			0																							261
6. Current Year Member Months		3,036			0																							3,036
Total Member Ambulatory Encounters for Year:																												
7. Physician		0																										
8. Non-Physician		0																										
9. Total		0	0	0	0	0	0	0	0	0	0	0	0	0	0	0	0	0	0	0	0	0	0	0	0	0	0	0
10. Hospital Patient Days Incurred		0																										
11. Number of Inpatient Admissions		0																										
12. Health Premiums Written (b)		255,326			0																							255,326
13. Life Premiums Direct		0																										
14. Property/Casualty Premiums Written		0																										
15. Health Premiums Earned		255,326			0																							255,326
16. Property/Casualty Premiums Earned		0																										
17. Amount Paid for Provision of Health Care Services		94,836			0																							94,836
18. Amount Incurred for Provision of Health Care Services		68,554			0																							68,554

(a) For health business: number of persons insured under PPO managed care products and number of persons insured under indemnity only products

(b) For health premiums written: amount of Medicare Title XVIII exempt from state taxes or fees \$ 255,326

30.PR



ANNUAL STATEMENT FOR THE YEAR 2023 OF THE SilverScript Insurance Company

EXHIBIT OF PREMIUMS, ENROLLMENT AND UTILIZATION (a)

REPORT FOR: 1. CORPORATION

SilverScript Insurance Company

2. Franklin, TN

NAIC Group Code	0001	BUSINESS IN THE STATE OF		(LOCATION)									
		U.S. Virgin Islands		NAIC Company Code 12575									
		Comprehensive (Hospital & Medical)		4 Medicare Supplement	5 Vision Only	6 Dental Only	7 Federal Employees Health Benefits Plan	8 Title XVIII Medicare	9 Title XIX Medicaid	10 Credit A&H	11 Disability Income	12 Long-Term Care	13 Other Health
2 Individual	3 Group												
DURING THE YEAR 2023													
Total													
Total Members at end of:													
1. Prior Year	74	0	0	0	0	0	0	0	0	0	0	0	74
2. First Quarter	73			0				0					73
3. Second Quarter	69			0				0					69
4. Third Quarter	83			0				0					83
5. Current Year	83			0				0					83
6. Current Year Member Months	954			0				0					954
Total Member Ambulatory Encounters for Year:													
7. Physician	0							0					
8. Non-Physician	0							0					
9. Total	0	0	0	0	0	0	0	0	0	0	0	0	0
10. Hospital Patient Days Incurred	0							0					
11. Number of Inpatient Admissions	0							0					
12. Health Premiums Written (b)	37,528			0				0					37,528
13. Life Premiums Direct	0												
14. Property/Casualty Premiums Written	0												
15. Health Premiums Earned	37,528			0				0					37,528
16. Property/Casualty Premiums Earned	0												
17. Amount Paid for Provision of Health Care Services	12,968			0				0					12,968
18. Amount Incurred for Provision of Health Care Services	10,776			0				0					10,776

(a) For health business: number of persons insured under PPO managed care products and number of persons insured under indemnity only products

(b) For health premiums written: amount of Medicare Title XVIII exempt from state taxes or fees \$ 37,528



ANNUAL STATEMENT FOR THE YEAR 2023 OF THE SilverScript Insurance Company

EXHIBIT OF PREMIUMS, ENROLLMENT AND UTILIZATION (a)

REPORT FOR: 1. CORPORATION

SilverScript Insurance Company

2. Franklin, TN

(LOCATION)

NAIC Group Code	0001	BUSINESS IN THE STATE OF		DURING THE YEAR										
		Northern Mariana Islands		2023										
		NAIC Company Code		12575										
	1	Comprehensive (Hospital & Medical)		4	5	6	7	8	9	10	11	12	13	14
	Total	2 Individual	3 Group	Medicare Supplement	Vision Only	Dental Only	Federal Employees Health Benefits Plan	Title XVIII Medicare	Title XIX Medicaid	Credit A&H	Disability Income	Long-Term Care	Other Health	Other Non-Health
Total Members at end of:														
1. Prior Year	3	0	0	0	0	0	0	0	0	0			3	
2. First Quarter	7			0				0					7	
3. Second Quarter	5			0				0					5	
4. Third Quarter	7			0				0					7	
5. Current Year	7			0				0					7	
6. Current Year Member Months	67			0				0					67	
Total Member Ambulatory Encounters for Year:														
7. Physician	0							0						
8. Non-Physician	0							0						
9. Total	0	0	0	0	0	0	0	0	0	0	0	0	0	0
10. Hospital Patient Days Incurred	0							0						
11. Number of Inpatient Admissions	0							0						
12. Health Premiums Written (b)	2,426			0				0					2,426	
13. Life Premiums Direct	0													
14. Property/Casualty Premiums Written	0													
15. Health Premiums Earned	2,426			0				0					2,426	
16. Property/Casualty Premiums Earned	0													
17. Amount Paid for Provision of Health Care Services	225			0				0					225	
18. Amount Incurred for Provision of Health Care Services	238			0				0					238	

(a) For health business: number of persons insured under PPO managed care products and number of persons insured under indemnity only products

(b) For health premiums written: amount of Medicare Title XVIII exempt from state taxes or fees \$2,426

30 MP



ANNUAL STATEMENT FOR THE YEAR 2023 OF THE SilverScript Insurance Company

EXHIBIT OF PREMIUMS, ENROLLMENT AND UTILIZATION (a)

REPORT FOR: 1. CORPORATION

SilverScript Insurance Company

2. Franklin, TN

NAIC Group Code	0001	BUSINESS IN THE STATE OF		Grand Total	DURING THE YEAR										(LOCATION)			
		Comprehensive (Hospital & Medical)			4	5	6	7	8	9	10	11	12	13	14			
		2	3													2023	NAIC Company Code	12575
Total	Individual	Group	Medicare Supplement	Vision Only	Dental Only	Federal Employees Health Benefits Plan	Title XVIII Medicare	Title XIX Medicaid	Credit A&H	Disability Income	Long-Term Care	Other Health	Other Non-Health					
Total Members at end of:																		
1. Prior Year	4,854,260	0	0	5	0	0	0	0	0	0	0	4,854,255	0					
2. First Quarter	4,922,493	0	0	5	0	0	0	76,443	0	0	0	4,846,045	0					
3. Second Quarter	4,900,453	0	0	5	0	0	0	80,422	0	0	0	4,820,026	0					
4. Third Quarter	4,904,236	0	0	16	0	0	0	82,662	0	0	0	4,821,558	0					
5. Current Year	4,900,224	0	0	58	0	0	0	84,868	0	0	0	4,815,298	0					
6. Current Year Member Months	58,904,356	0	0	177	0	0	0	958,378	0	0	0	57,945,801	0					
Total Member Ambulatory Encounters for Year:																		
7. Physician	3,303,955	0	0	0	0	0	0	3,303,955	0	0	0	0	0					
8. Non-Physician	2,698,355	0	0	0	0	0	0	2,698,355	0	0	0	0	0					
9. Total	6,002,310	0	0	0	0	0	0	6,002,310	0	0	0	0	0					
10. Hospital Patient Days Incurred	93,403	0	0	0	0	0	0	93,403	0	0	0	0	0					
11. Number of Inpatient Admissions	9,807	0	0	0	0	0	0	9,807	0	0	0	0	0					
12. Health Premiums Written (b)	2,919,847,584	0	0	23,992	0	0	0	962,881,084	0	0	0	1,956,942,508	0					
13. Life Premiums Direct	0	0	0	0	0	0	0	0	0	0	0	0	0					
14. Property/Casualty Premiums Written	0	0	0	0	0	0	0	0	0	0	0	0	0					
15. Health Premiums Earned	2,929,008,032	0	0	23,759	0	0	0	962,881,084	0	0	0	1,966,103,189	0					
16. Property/Casualty Premiums Earned	0	0	0	0	0	0	0	0	0	0	0	0	0					
17. Amount Paid for Provision of Health Care Services	2,527,178,723	0	0	35,834	0	0	0	780,110,064	0	0	0	1,747,032,825	0					
18. Amount Incurred for Provision of Health Care Services	2,339,345,610	0	0	37,485	0	0	0	870,176,807	0	0	0	1,469,131,318	0					

(a) For health business: number of persons insured under PPO managed care products82,061 and number of persons insured under indemnity only products0 .

(b) For health premiums written: amount of Medicare Title XVIII exempt from state taxes or fees \$2,919,823,592

30 GT

ANNUAL STATEMENT FOR THE YEAR 2023 OF THE SilverScript Insurance Company

SCHEDULE S - PART 1 - SECTION 2

Reinsurance Assumed Accident and Health Insurance Listed by Reinsured Company as of December 31, Current Year

1	2	3	4	5	6	7	8	9	10	11	12	13
NAIC Company Code	ID Number	Effective Date	Name of Reinsured	Domiciliary Jurisdiction	Type of Reinsurance Assumed	Type of Business Assumed	Premiums	Unearned Premiums	Reserve Liability Other Than for Unearned Premiums	Reinsurance Payable on Paid and Unpaid Losses	Modified Coinsurance Reserve	Funds Withheld Under Coinsurance
NONE												
9999999 - Totals												

ANNUAL STATEMENT FOR THE YEAR 2023 OF THE SilverScript Insurance Company

SCHEDULE S - PART 3 - SECTION 2

Reinsurance Ceded Accident and Health Insurance Listed by Reinsuring Company as of December 31, Current Year

1 NAIC Company Code	2 ID Number	3 Effective Date	4 Name of Company	5 Domi- ciliary Juris- diction	6 Type of Reinsur- ance Ceded	7 Type of Business Ceded	8 Premiums	9 Unearned Premiums (Estimated)	10 Reserve Credit Taken Other than for Unearned Premiums	Outstanding Surplus Relief		13 Modified Coinsurance Reserve	14 Funds Withheld Under Coinsurance
										11 Current Year	12 Prior Year		
63444	06-1566092	01/01/2018	Accendo Insurance Company	UT	QA/I	MD	93,931,184		(3,662,500)				
63444	06-1566092	01/01/2018	Accendo Insurance Company	UT	QA/G	MD	4,713,041						
0299999. General Account - Authorized U.S. Affiliates - Other							98,644,225	0	(3,662,500)	0	0	0	0
0399999. Total General Account - Authorized U.S. Affiliates							98,644,225	0	(3,662,500)	0	0	0	0
0699999. Total General Account - Authorized Non-U.S. Affiliates							0	0	0	0	0	0	0
0799999. Total General Account - Authorized Affiliates							98,644,225	0	(3,662,500)	0	0	0	0
1099999. Total General Account - Authorized Non-Affiliates							0	0	0	0	0	0	0
1199999. Total General Account Authorized							98,644,225	0	(3,662,500)	0	0	0	0
1499999. Total General Account - Unauthorized U.S. Affiliates							0	0	0	0	0	0	0
00000	AA-3190173	01/01/2011	CVS Caremark Indemnity, Ltd.	BMJ	Health - Quota Share - All Medical Combined - Individual	MD	281,555,307		(10,987,499)				
00000	AA-3190173	01/01/2011	CVS Caremark Indemnity, Ltd.	BMJ	Health - Quota Share - All Medical Combined - Group	MD	14,377,374						
1599999. General Account - Unauthorized Non-U.S. Affiliates - Captive							295,932,681	0	(10,987,499)	0	0	0	0
1799999. Total General Account - Unauthorized Non-U.S. Affiliates							295,932,681	0	(10,987,499)	0	0	0	0
1899999. Total General Account - Unauthorized Affiliates							295,932,681	0	(10,987,499)	0	0	0	0
00000	AA-3770333	01/01/2023	Fresenius Medical Care Reinsurance Co. (Cayman) LTD	CYM	QA/I	NR	8,551,613						
2099999. General Account - Unauthorized Non-U.S. Non-Affiliates							8,551,613	0	0	0	0	0	0
2199999. Total General Account - Unauthorized Non-Affiliates							8,551,613	0	0	0	0	0	0
2299999. Total General Account Unauthorized							304,484,294	0	(10,987,499)	0	0	0	0
2599999. Total General Account - Certified U.S. Affiliates							0	0	0	0	0	0	0
2899999. Total General Account - Certified Non-U.S. Affiliates							0	0	0	0	0	0	0
2999999. Total General Account - Certified Affiliates							0	0	0	0	0	0	0
3299999. Total General Account - Certified Non-Affiliates							0	0	0	0	0	0	0
3399999. Total General Account Certified							0	0	0	0	0	0	0
3699999. Total General Account - Reciprocal Jurisdiction U.S. Affiliates							0	0	0	0	0	0	0
3999999. Total General Account - Reciprocal Jurisdiction Non-U.S. Affiliates							0	0	0	0	0	0	0
4099999. Total General Account - Reciprocal Jurisdiction Affiliates							0	0	0	0	0	0	0
4399999. Total General Account - Reciprocal Jurisdiction Non-Affiliates							0	0	0	0	0	0	0
4499999. Total General Account Reciprocal Jurisdiction							0	0	0	0	0	0	0
4599999. Total General Account Authorized, Unauthorized, Reciprocal Jurisdiction and Certified							403,128,519	0	(14,649,999)	0	0	0	0
4899999. Total Separate Accounts - Authorized U.S. Affiliates							0	0	0	0	0	0	0
5199999. Total Separate Accounts - Authorized Non-U.S. Affiliates							0	0	0	0	0	0	0
5299999. Total Separate Accounts - Authorized Affiliates							0	0	0	0	0	0	0
5599999. Total Separate Accounts - Authorized Non-Affiliates							0	0	0	0	0	0	0
5699999. Total Separate Accounts Authorized							0	0	0	0	0	0	0
5999999. Total Separate Accounts - Unauthorized U.S. Affiliates							0	0	0	0	0	0	0
6299999. Total Separate Accounts - Unauthorized Non-U.S. Affiliates							0	0	0	0	0	0	0
6399999. Total Separate Accounts - Unauthorized Affiliates							0	0	0	0	0	0	0
6699999. Total Separate Accounts - Unauthorized Non-Affiliates							0	0	0	0	0	0	0
6799999. Total Separate Accounts Unauthorized							0	0	0	0	0	0	0
7099999. Total Separate Accounts - Certified U.S. Affiliates							0	0	0	0	0	0	0
7399999. Total Separate Accounts - Certified Non-U.S. Affiliates							0	0	0	0	0	0	0
7499999. Total Separate Accounts - Certified Affiliates							0	0	0	0	0	0	0
7799999. Total Separate Accounts - Certified Non-Affiliates							0	0	0	0	0	0	0
7899999. Total Separate Accounts Certified							0	0	0	0	0	0	0
8199999. Total Separate Accounts - Reciprocal Jurisdiction U.S. Affiliates							0	0	0	0	0	0	0
8499999. Total Separate Accounts - Reciprocal Jurisdiction Non-U.S. Affiliates							0	0	0	0	0	0	0
8599999. Total Separate Accounts - Reciprocal Jurisdiction Affiliates							0	0	0	0	0	0	0

ANNUAL STATEMENT FOR THE YEAR 2023 OF THE SilverScript Insurance Company

SCHEDULE S - PART 3 - SECTION 2

Reinsurance Ceded Accident and Health Insurance Listed by Reinsuring Company as of December 31, Current Year

1 NAIC Company Code	2 ID Number	3 Effective Date	4 Name of Company	5 Domi- ciliary Juris- diction	6 Type of Reinsurance Ceded	7 Type of Business Ceded	8 Premiums	9 Unearned Premiums (Estimated)	10 Reserve Credit Taken Other than for Unearned Premiums	Outstanding Surplus Relief		13 Modified Coinsurance Reserve	14 Funds Withheld Under Coinsurance
										11 Current Year	12 Prior Year		
8899999. Total Separate Accounts - Reciprocal Jurisdiction Non-Affiliates							0	0	0	0	0	0	0
8999999. Total Separate Accounts Reciprocal Jurisdiction							0	0	0	0	0	0	0
9099999. Total Separate Accounts Authorized, Unauthorized, Reciprocal Jurisdiction and Certified							0	0	0	0	0	0	0
9199999. Total U.S. (Sum of 0399999, 0899999, 1499999, 1999999, 2599999, 3099999, 3699999, 4199999, 4899999, 5399999, 5999999, 6499999, 7099999, 7599999, 8199999 and 8699999)							98,644,225	0	(3,662,500)	0	0	0	0
9299999. Total Non-U.S. (Sum of 0699999, 0999999, 1799999, 2099999, 2899999, 3199999, 3999999, 4299999, 5199999, 5499999, 6299999, 6599999, 7399999, 7699999, 8499999 and 8799999)							304,484,294	0	(10,987,499)	0	0	0	0
9999999 - Totals							403,128,519	0	(14,649,999)	0	0	0	0

ANNUAL STATEMENT FOR THE YEAR 2023 OF THE SilverScript Insurance Company

SCHEDULE S - PART 4

Reinsurance Ceded to Unauthorized Companies

1 NAIC Company Code	2 ID Number	3 Effective Date	4 Name of Reinsurer	5 Reserve Credit Taken	6 Paid and Unpaid Losses Recoverable (Debit)	7 Other Debits	8 Total (Cols.5+6+7)	9 Letters of Credit	10 Issuing or Confirming Bank Reference Number (a)	11 Trust Agreements	12 Funds Deposited by and Withheld from Reinsurers	13 Other	14 Miscellaneous Balances (Credit)	15 Sum of Cols. 9+11+12+13 +14 but not in Excess of Col. 8
0399999			Total General Account - Life and Annuity U.S. Affiliates	0	0	0	0	0	XXX	0	0	0	0	0
0699999			Total General Account - Life and Annuity Non-U.S. Affiliates	0	0	0	0	0	XXX	0	0	0	0	0
0799999			Total General Account - Life and Annuity Affiliates	0	0	0	0	0	XXX	0	0	0	0	0
1099999			Total General Account - Life and Annuity Non-Affiliates	0	0	0	0	0	XXX	0	0	0	0	0
1199999			Total General Account Life and Annuity	0	0	0	0	0	XXX	0	0	0	0	0
1499999			Total General Account - Accident and Health U.S. Affiliates	0	0	0	0	0	XXX	0	0	0	0	0
...00000	...AA-3190173	...01/01/2011	CVS Caremark Indemnity, Ltd.	(10,987,499)	0	(97,263,016)	(108,250,515)	0	XXX	0	0	0	0	(108,250,515)
1599999			General Account - Accident and Health Non-U.S. Affiliates - Captive	(10,987,499)	0	(97,263,016)	(108,250,515)	0	XXX	0	0	0	0	(108,250,515)
1799999			Total General Account - Accident and Health Non-U.S. Affiliates	(10,987,499)	0	(97,263,016)	(108,250,515)	0	XXX	0	0	0	0	(108,250,515)
1899999			Total General Account - Accident and Health Affiliates	(10,987,499)	0	(97,263,016)	(108,250,515)	0	XXX	0	0	0	0	(108,250,515)
...00000	...AA-3770333	...01/01/2023	Fresenius Medical Care Reinsurance Co. (Cayman) LTD	0	771,500	0	771,500	0	XXX	0	0	0	0	0
2099999			General Account - Accident and Health Non-U.S. Non-Affiliates	0	771,500	0	771,500	0	XXX	0	0	0	0	0
2199999			Total General Account - Accident and Health Non-Affiliates	0	771,500	0	771,500	0	XXX	0	0	0	0	0
2299999			Total General Account Accident and Health	(10,987,499)	771,500	(97,263,016)	(107,479,015)	0	XXX	0	0	0	0	(108,250,515)
2399999			Total General Account	(10,987,499)	771,500	(97,263,016)	(107,479,015)	0	XXX	0	0	0	0	(108,250,515)
2699999			Total Separate Accounts - U.S. Affiliates	0	0	0	0	0	XXX	0	0	0	0	0
2999999			Total Separate Accounts - Non-U.S. Affiliates	0	0	0	0	0	XXX	0	0	0	0	0
3099999			Total Separate Accounts - Affiliates	0	0	0	0	0	XXX	0	0	0	0	0
3399999			Total Separate Accounts - Non-Affiliates	0	0	0	0	0	XXX	0	0	0	0	0
3499999			Total Separate Accounts	0	0	0	0	0	XXX	0	0	0	0	0
3599999			Total U.S. (Sum of 0399999, 0899999, 1499999, 1999999, 2699999 and 3199999)	0	0	0	0	0	XXX	0	0	0	0	0
3699999			Total Non-U.S. (Sum of 0699999, 0999999, 1799999, 2099999, 2999999 and 3299999)	(10,987,499)	771,500	(97,263,016)	(107,479,015)	0	XXX	0	0	0	0	(108,250,515)
9999999			Totals	(10,987,499)	771,500	(97,263,016)	(107,479,015)	0	XXX	0	0	0	0	(108,250,515)

(a)	Issuing or Confirming Bank Reference Number	Letters of Credit Code	American Bankers Association (ABA) Routing Number	Issuing or Confirming Bank Name	Letters of Credit Amount
				NONE	

ANNUAL STATEMENT FOR THE YEAR 2023 OF THE SilverScript Insurance Company

SCHEDULE S - PART 6

Five Year Exhibit of Reinsurance Ceded Business (\$000 Omitted)

	1 2023	2 2022	3 2021	4 2020	5 2019
A. OPERATIONS ITEMS					
1. Premiums	394,577	397,673	413,374	531,765	651,339
2. Title XVIII - Medicare	8,552	0	0	0	0
3. Title XIX - Medicaid	0	0	0	0	0
4. Commissions and reinsurance expense allowance	78,884	81,199	81,822	90,578	85,660
5. Total hospital and medical expenses	275,596	270,900	287,768	410,909	509,493
B. BALANCE SHEET ITEMS					
6. Premiums receivable	6,678	5,535	5,394	5,622	6,909
7. Claims payable	772	0	0	0	0
8. Reinsurance recoverable on paid losses	0	0	0	0	0
9. Experience rating refunds due or unpaid	(14,650)	(16,092)	(6,122)	(6,790)	1,816
10. Commissions and reinsurance expense allowances due					
11. Unauthorized reinsurance offset	1,851				
12. Offset for reinsurance with Certified Reinsurers					
C. UNAUTHORIZED REINSURANCE (DEPOSITS BY AND FUNDS WITHHELD FROM)					
13. Funds deposited by and withheld from (F)	0	0	0	0	0
14. Letters of credit (L)	0	0	0	0	0
15. Trust agreements (T)	0	0	0	0	0
16. Other (O)	0	0	0	0	0
D. REINSURANCE WITH CERTIFIED REINSURERS (DEPOSITS BY AND FUNDS WITHHELD FROM)					
17. Multiple Beneficiary Trust		0	0	0	
18. Funds deposited by and withheld from (F)		0	0	0	
19. Letters of credit (L)		0	0	0	
20. Trust agreements (T)		0	0	0	
21. Other (O)		0	0	0	

ANNUAL STATEMENT FOR THE YEAR 2023 OF THE SilverScript Insurance Company

SCHEDULE S - PART 7

Restatement of Balance Sheet to Identify Net Credit For Ceded Reinsurance

	1 As Reported (net of ceded)	2 Restatement Adjustments	3 Restated (gross of ceded)
ASSETS (Page 2, Col. 3)			
1. Cash and invested assets (Line 12)	358,194,880		358,194,880
2. Accident and health premiums due and unpaid (Line 15)	120,192,812	21,328,205	141,521,017
3. Amounts recoverable from reinsurers (Line 16.1)	0		0
4. Net credit for ceded reinsurance	XXX	(143,562,519)	(143,562,519)
5. All other admitted assets (Balance)	3,091,855,306	132,872,825	3,224,728,131
6. Total assets (Line 28)	3,570,242,998	10,638,511	3,580,881,509
LIABILITIES, CAPITAL AND SURPLUS (Page 3)			
7. Claims unpaid (Line 1)	89,432,649	771,500	90,204,149
8. Accrued medical incentive pool and bonus payments (Line 2)	13,320,014		13,320,014
9. Premiums received in advance (Line 8)	47,986,695	9,867,011	57,853,706
10. Funds held under reinsurance treaties with authorized and unauthorized reinsurers (Line 19 first inset amount plus second inset amount)	1,851,000		1,851,000
11. Reinsurance in unauthorized companies (Line 20 minus inset amount)	0		0
12. Reinsurance with Certified Reinsurers (Line 20 inset amount)			0
13. Funds held under reinsurance treaties with Certified Reinsurers (Line 19 third inset amount)	0		0
14. All other liabilities (Balance)	2,232,933,710		2,232,933,710
15. Total liabilities (Line 24)	2,385,524,068	10,638,511	2,396,162,579
16. Total capital and surplus (Line 33)	1,184,719,365	XXX	1,184,719,365
17. Total liabilities, capital and surplus (Line 34)	3,570,243,433	10,638,511	3,580,881,944
NET CREDIT FOR CEDED REINSURANCE			
18. Claims unpaid	771,500		
19. Accrued medical incentive pool	0		
20. Premiums received in advance	9,867,011		
21. Reinsurance recoverable on paid losses	0		
22. Other ceded reinsurance recoverables	(132,872,825)		
23. Total ceded reinsurance recoverables	(122,234,314)		
24. Premiums receivable	21,328,205		
25. Funds held under reinsurance treaties with authorized and unauthorized reinsurers	0		
26. Unauthorized reinsurance	0		
27. Reinsurance with Certified Reinsurers	0		
28. Funds held under reinsurance treaties with Certified Reinsurers	0		
29. Other ceded reinsurance payables/offsets	0		
30. Total ceded reinsurance payables/offsets	21,328,205		
31. Total net credit for ceded reinsurance	(143,562,519)		

SCHEDULE T - PART 2
INTERSTATE COMPACT - EXHIBIT OF PREMIUMS WRITTEN

Allocated by States and Territories

States, Etc.	Direct Business Only					Totals
	1 Life (Group and Individual)	2 Annuities (Group and Individual)	3 Disability Income (Group and Individual)	4 Long-Term Care (Group and Individual)	5 Deposit-Type Contracts	
1. Alabama AL						
2. Alaska AK						
3. Arizona AZ						
4. Arkansas AR						
5. California CA						
6. Colorado CO						
7. Connecticut CT						
8. Delaware DE						
9. District of Columbia DC						
10. Florida FL						
11. Georgia GA						
12. Hawaii HI						
13. Idaho ID						
14. Illinois IL						
15. Indiana IN						
16. Iowa IA						
17. Kansas KS						
18. Kentucky KY						
19. Louisiana LA						
20. Maine ME						
21. Maryland MD						
22. Massachusetts MA						
23. Michigan MI						
24. Minnesota MN						
25. Mississippi MS						
26. Missouri MO						
27. Montana MT						
28. Nebraska NE						
29. Nevada NV						
30. New Hampshire NH						
31. New Jersey NJ						
32. New Mexico NM						
33. New York NY						
34. North Carolina NC						
35. North Dakota ND						
36. Ohio OH						
37. Oklahoma OK						
38. Oregon OR						
39. Pennsylvania PA						
40. Rhode Island RI						
41. South Carolina SC						
42. South Dakota SD						
43. Tennessee TN						
44. Texas TX						
45. Utah UT						
46. Vermont VT						
47. Virginia VA						
48. Washington WA						
49. West Virginia WV						
50. Wisconsin WI						
51. Wyoming WY						
52. American Samoa AS						
53. Guam GU						
54. Puerto Rico PR						
55. U.S. Virgin Islands VI						
56. Northern Mariana Islands MP						
57. Canada CAN						
58. Aggregate Other Alien OT						
59. Total						

NONE

ANNUAL STATEMENT FOR THE YEAR 2023 OF THE SilverScript Insurance Company

SCHEDULE Y

PART 1A - DETAIL OF INSURANCE HOLDING COMPANY SYSTEM

1	2	3	4	5	6	7	8	9	10	11	12	13	14	15	16
Group Code	Group Name	NAIC Company Code	ID Number	Federal RSSD	CIK	Name of Securities Exchange if Publicly Traded (U.S. or International)	Names of Parent, Subsidiaries Or Affiliates	Domiciliary Location	Relationship to Reporting Entity	Directly Controlled by (Name of Entity/Person)	Type of Control (Ownership, Board, Management, Attorney-in-Fact, Influence, Other)	If Control is Ownership Provide Percentage	Ultimate Controlling Entity(ies)/Person(s)	Is an SCA Filing Required? (Yes/No)	*
.0001	CVS HEALTH GROUP		05-0494040		0000064803	NYSE	CVS Health Corporation	DE	UIP	Board of Directors	Board of Directors	100.000	CVS Health Corporation	NO	0
.0001	CVS HEALTH GROUP	63444	06-1566092				Accendo Insurance Company	UT	IA	Part D Holding Company, L.L.C.	Ownership	100.000	CVS Health Corporation	NO	0
.0001	CVS HEALTH GROUP	12575	20-2833904				SilverScript Insurance Company	TN	RE	Part D Holding Company, L.L.C.	Ownership	100.000	CVS Health Corporation	NO	0
.0001	CVS HEALTH GROUP	00000	05-0340626				CVS Pharmacy, Inc.	RI	UIP	CVS Health Corporation	Ownership	100.000	CVS Health Corporation	NO	0
.0001	CVS HEALTH GROUP	00000	20-8404182				Caremark Rx, L.L.C.	DE	UIP	CVS Pharmacy, Inc.	Ownership	100.000	CVS Health Corporation	NO	0
.0001	CVS HEALTH GROUP	00000	61-1715010				Part D Holding Company, L.L.C.	DE	UDP	Caremark, Rx., L.L.C.	Ownership	100.000	CVS Health Corporation	NO	0
.0001	CVS HEALTH GROUP	00000	33-1113587				CVS Caremark Part D Services, L.L.C.	DE	NIA	Caremark, Rx., L.L.C.	Ownership	100.000	CVS Health Corporation	NO	0
.0001	CVS HEALTH GROUP	00000	87-0548860				RxAmerica, L.L.C.	DE	NIA	Caremark, Rx., L.L.C.	Ownership	100.000	CVS Health Corporation	NO	0
.0001	CVS HEALTH GROUP	00000	11-2580136				Caremark Ulysses Holding Corporation	NY	NIA	Caremark, Rx., L.L.C.	Ownership	100.000	CVS Health Corporation	NO	0
.0001	CVS HEALTH GROUP	00000	87-0804047				MemberHealth, L.L.C.	DE	NIA	Caremark Ulysses Holding Corporation	Ownership	100.000	CVS Health Corporation	NO	0
.0001	CVS HEALTH GROUP	00000	05-0500188				CVS Caremark Indemnity, Ltd.	BMU	IA	CVS Foreign, Inc.	Ownership	100.000	CVS Health Corporation	NO	0
.0001	CVS HEALTH GROUP	00000	27-1298765				UAC Holding, Inc.	DE	NIA	Caremark Ulysses Holding Corporation	Ownership	100.000	CVS Health Corporation	NO	0
.0001	CVS HEALTH GROUP	00000	05-0497953				CVS Foreign, Inc.	NY	NIA	CVS Health Corporation	Ownership	100.000	CVS Health Corporation	NO	0
.0001	CVS HEALTH GROUP	00000	58-2160656				Coram Clinical Trials, Inc.	DE	NIA	CVS Pharmacy, Inc.	Ownership	75.000	CVS Health Corporation	NO	8
.0001	CVS HEALTH GROUP	00000	23-2229683	3060706	0001122304		Aetna Inc.	PA	NIA	CVS Pharmacy, Inc.	Ownership	100.000	CVS Health Corporation	NO	0
.0001	CVS HEALTH GROUP	00000	30-0123754				Aetna Health Holdings, LLC	DE	NIA	Aetna Inc.	Ownership	100.000	CVS Health Corporation	NO	0
.0001	CVS HEALTH GROUP	00000	95-3402799				Aetna Health of California Inc.	CA	IA	Aetna Health Holdings, LLC	Ownership	100.000	CVS Health Corporation	NO	0
.0001	CVS HEALTH GROUP	95935	23-2442048				Aetna Health Inc.	CT	IA	Aetna Health Holdings, LLC	Ownership	100.000	CVS Health Corporation	NO	0
.0001	CVS HEALTH GROUP	95088	59-2411584				Aetna Health Inc.	FL	IA	Aetna Health Holdings, LLC	Ownership	100.000	CVS Health Corporation	NO	0
.0001	CVS HEALTH GROUP	95094	58-1649568				Aetna Health Inc.	GA	IA	Aetna Health Holdings, LLC	Ownership	100.000	CVS Health Corporation	NO	0
.0001	CVS HEALTH GROUP	95517	01-0504252				Aetna Health Inc.	ME	IA	Aetna Health Holdings, LLC	Ownership	100.000	CVS Health Corporation	NO	0
.0001	CVS HEALTH GROUP	95756	23-2861565				Aetna Health of Michigan Inc.	MI	IA	Aetna Health Holdings, LLC	Ownership	100.000	CVS Health Corporation	NO	0
.0001	CVS HEALTH GROUP	95287	52-1270921				Aetna Health Inc.	NJ	IA	Aetna Health Holdings, LLC	Ownership	100.000	CVS Health Corporation	NO	0
.0001	CVS HEALTH GROUP	95234	22-2663623				Aetna Health Inc.	NY	IA	Aetna Health Holdings, LLC	Ownership	100.000	CVS Health Corporation	NO	0
.0001	CVS HEALTH GROUP	14408	45-2634734				Aetna Better Health Inc.	NY	IA	Aetna Health Inc. (NY)	Ownership	100.000	CVS Health Corporation	NO	0
.0001	CVS HEALTH GROUP	95490	76-0189680				Aetna Health Inc.	TX	IA	Aetna Health Holdings, LLC	Ownership	100.000	CVS Health Corporation	NO	0
.0001	CVS HEALTH GROUP	95040	74-1844335				Aetna Better Health of Texas Inc.	TX	IA	Aetna Health Holdings, LLC	Ownership	100.000	CVS Health Corporation	NO	0
.0001	CVS HEALTH GROUP	12328	20-2207534				Aetna Better Health Inc.	GA	IA	Aetna Health Holdings, LLC	Ownership	100.000	CVS Health Corporation	NO	0
.0001	CVS HEALTH GROUP	00000	06-1160812				Aetna Dental of California Inc.	CA	IA	Aetna Health Holdings, LLC	Ownership	100.000	CVS Health Corporation	NO	0
.0001	CVS HEALTH GROUP	11183	22-2990909				Aetna Dental Inc.	NJ	IA	Aetna Health Holdings, LLC	Ownership	100.000	CVS Health Corporation	NO	0
.0001	CVS HEALTH GROUP	95910	06-1177531				Aetna Dental Inc.	TX	IA	Aetna Health Holdings, LLC	Ownership	100.000	CVS Health Corporation	NO	0
.0001	CVS HEALTH GROUP	00000	13-3670795				Aetna Health Management, LLC	DE	NIA	Aetna Health Holdings, LLC	Ownership	100.000	CVS Health Corporation	NO	0
.0001	CVS HEALTH GROUP	00000	22-3187443				Aetna Ireland Inc.	DE	NIA	Aetna Health Holdings, LLC	Ownership	100.000	CVS Health Corporation	NO	0
.0001	CVS HEALTH GROUP	00000	20-1274723				Cofinity, Inc.	DE	NIA	Aetna Health Holdings, LLC	Ownership	100.000	CVS Health Corporation	NO	0
.0001	CVS HEALTH GROUP	00000	23-2671370				@Credentials Inc.	DE	NIA	Aetna Health Holdings, LLC	Ownership	100.000	CVS Health Corporation	NO	0
.0001	CVS HEALTH GROUP	13735	27-0563973				Aetna Better Health Inc.	PA	IA	Aetna Health Holdings, LLC	Ownership	100.000	CVS Health Corporation	NO	0
.0001	CVS HEALTH GROUP	13174	26-2867560				Aetna Better Health Inc.	CT	IA	Aetna Health Holdings, LLC	Ownership	100.000	CVS Health Corporation	NO	0
.0001	CVS HEALTH GROUP	00000	47-5178095				Aetna Better Health of California Inc.	CA	IA	Aetna Health Holdings, LLC	Ownership	100.000	CVS Health Corporation	NO	0
.0001	CVS HEALTH GROUP	14043	27-2512072				Aetna Better Health Premier Plan MMAI Inc.	IL	IA	Aetna Health Holdings, LLC	Ownership	100.000	CVS Health Corporation	NO	0
.0001	CVS HEALTH GROUP	15805	47-3850677				Aetna Health of Ohio Inc.	OH	IA	Aetna Health Holdings, LLC	Ownership	100.000	CVS Health Corporation	NO	0
.0001	CVS HEALTH GROUP	15616	80-0629718				Aetna Better Health, Inc.	LA	IA	Aetna Health Holdings, LLC	Ownership	100.000	CVS Health Corporation	NO	0
.0001	CVS HEALTH GROUP	00000	80-0671703				Aetna Florida Inc.	FL	NIA	Aetna Health Holdings, LLC	Ownership	100.000	CVS Health Corporation	NO	0
.0001	CVS HEALTH GROUP	14229	45-2764938				Aetna Better Health Inc.	OH	IA	Aetna Health Holdings, LLC	Ownership	100.000	CVS Health Corporation	NO	0
.0001	CVS HEALTH GROUP	15611	46-3203088				Aetna Better Health Inc.	NJ	IA	Aetna Health Holdings, LLC	Ownership	100.000	CVS Health Corporation	NO	0
.0001	CVS HEALTH GROUP	15919	81-1143850				Aetna Better Health of Oklahoma Inc.	OK	IA	Aetna Health Holdings, LLC	Ownership	100.000	CVS Health Corporation	NO	0
.0001	CVS HEALTH GROUP	00000	04-2708160				Aetna Student Health Agency Inc.	MA	NIA	Aetna Health Holdings, LLC	Ownership	100.000	CVS Health Corporation	NO	0
.0001	CVS HEALTH GROUP	00000	73-1702453				Delaware Physicians Care, Incorporated	DE	NIA	Aetna Health Holdings, LLC	Ownership	100.000	CVS Health Corporation	NO	0
.0001	CVS HEALTH GROUP	00000	01-0826783				Schaller Anderson Medical Administrators, Incorporated	DE	NIA	Aetna Health Holdings, LLC	Ownership	100.000	CVS Health Corporation	NO	0

ANNUAL STATEMENT FOR THE YEAR 2023 OF THE SilverScript Insurance Company

SCHEDULE Y
PART 1A - DETAIL OF INSURANCE HOLDING COMPANY SYSTEM

1	2	3	4	5	6	7	8	9	10	11	12	13	14	15	16
Group Code	Group Name	NAIC Company Code	ID Number	Federal RSSD	CIK	Name of Securities Exchange if Publicly Traded (U.S. or International)	Names of Parent, Subsidiaries Or Affiliates	Domiciliary Location	Relationship to Reporting Entity	Directly Controlled by (Name of Entity/Person)	Type of Control (Ownership, Board, Management, Attorney-in-Fact, Influence, Other)	If Control is Ownership Provide Percentage	Ultimate Controlling Entity(ies)/Person(s)	Is an SCA Filing Required? (Yes/No)	*
.0001	CVS HEALTH GROUP	00000	86-0842559				Aetna Medicaid Administrators LLC	AZ	NIA	Aetna Health Holdings, LLC	Ownership	100.000	CVS Health Corporation	NO	0
.0001	CVS HEALTH GROUP	00000	45-2944270				iTriage, LLC	DE	NIA	Aetna Health Holdings, LLC	Ownership	100.000	CVS Health Corporation	NO	0
.0001	CVS HEALTH GROUP	00000	16-1471176				Prodigy Health Group, Inc.	DE	NIA	Aetna Health Holdings, LLC	Ownership	100.000	CVS Health Corporation	NO	0
.0001	CVS HEALTH GROUP	00000	45-4901541				Aetna ACO Holdings, Inc.	DE	NIA	Aetna Health Holdings, LLC	Ownership	0.200	CVS Health Corporation	YES	2
.0001	CVS HEALTH GROUP	00000	74-2879984				Medical Examinations of New York, P.C.	NY	NIA	Aetna Health Holdings, LLC	Ownership	100.000	CVS Health Corporation	NO	13
.0001	CVS HEALTH GROUP	00000	45-5527797				Innovation Health Holdings, LLC	DE	NIA	Aetna ACO Holdings, Inc.	Ownership	100.000	CVS Health Corporation	NO	0
.0001	CVS HEALTH GROUP	15097	46-0674828				Innovation Health Insurance Company	VA	IA	Innovation Health Holdings, LLC	Ownership	100.000	CVS Health Corporation	NO	0
.0001	CVS HEALTH GROUP	15098	46-0682197				Innovation Health Plan, Inc.	VA	IA	Innovation Health Insurance Company	Ownership	100.000	CVS Health Corporation	NO	0
.0001	CVS HEALTH GROUP	00000	81-3789357				Texas Health + Aetna Health Insurance Holding Company LLC	TX	NIA	Aetna ACO Holdings, Inc.	Ownership	100.000	CVS Health Corporation	NO	0
.0001	CVS HEALTH GROUP	16121	81-4749336				Texas Health + Aetna Health Insurance Company	TX	IA	Texas Health + Aetna Health Insurance Holding Company LLC	Ownership	100.000	CVS Health Corporation	NO	0
.0001	CVS HEALTH GROUP	16132	47-5548221				Texas Health + Aetna Health Plan Inc.	TX	IA	Texas Health + Aetna Health Insurance Company	Ownership	100.000	CVS Health Corporation	NO	0
.0001	CVS HEALTH GROUP	95109	23-2169745				Aetna Health Inc.	PA	IA	Aetna Health Holdings, LLC	Ownership	100.000	CVS Health Corporation	NO	0
.0001	CVS HEALTH GROUP	00000	45-4901541				Aetna ACO Holdings, Inc.	DE	NIA	Aetna Health Inc. (PA)	Ownership	39.500	CVS Health Corporation	YES	2
.0001	CVS HEALTH GROUP	00000	20-0438576				Niagara Re, Inc.	NY	NIA	Prodigy Health Group, Inc.	Ownership	100.000	CVS Health Corporation	NO	0
.0001	CVS HEALTH GROUP	00000	52-2200070				Performax, Inc.	DE	NIA	Prodigy Health Group, Inc.	Ownership	100.000	CVS Health Corporation	NO	0
.0001	CVS HEALTH GROUP	00000	87-0632355				Scrip World, LLC	UT	NIA	Prodigy Health Group, Inc.	Ownership	100.000	CVS Health Corporation	NO	0
.0001	CVS HEALTH GROUP	00000	27-1760756				Precision Benefit Services, Inc.	DE	NIA	Prodigy Health Group, Inc.	Ownership	100.000	CVS Health Corporation	NO	0
.0001	CVS HEALTH GROUP	00000	31-1368946				American Health Holding, Inc.	OH	NIA	Prodigy Health Group, Inc.	Ownership	100.000	CVS Health Corporation	NO	0
.0001	CVS HEALTH GROUP	00000	16-1264154				Meritain Health, Inc.	NY	NIA	Prodigy Health Group, Inc.	Ownership	100.000	CVS Health Corporation	NO	0
.0001	CVS HEALTH GROUP	00000	86-0537707				Adminco, Inc.	AZ	NIA	Aetna Health Holdings, LLC	Ownership	100.000	CVS Health Corporation	NO	0
.0001	CVS HEALTH GROUP	00000	86-0527428				Administrative Enterprises, Inc.	AZ	NIA	Meritain Health, Inc.	Ownership	100.000	CVS Health Corporation	NO	0
.0001	CVS HEALTH GROUP	00000	16-1684061				U.S. Healthcare Holdings, LLC	OH	NIA	Meritain Health, Inc.	Ownership	100.000	CVS Health Corporation	NO	0
.0001	CVS HEALTH GROUP	00000	34-1670239				Prime Net, Inc.	OH	NIA	Meritain Health, Inc.	Ownership	100.000	CVS Health Corporation	NO	0
.0001	CVS HEALTH GROUP	00000	34-1348032				Professional Risk Management, Inc.	OH	NIA	Meritain Health, Inc.	Ownership	100.000	CVS Health Corporation	NO	0
.0001	CVS HEALTH GROUP	68500	62-1181209				Continental Life Insurance Company of Brentwood, Tennessee	TN	IA	Aetna Inc.	Ownership	100.000	CVS Health Corporation	NO	0
.0001	CVS HEALTH GROUP	12321	20-2901054				American Continental Insurance Company	TN	IA	Continental Life Insurance Company of Brentwood, Tennessee	Ownership	100.000	CVS Health Corporation	NO	0
.0001	CVS HEALTH GROUP	60054	06-6033492				Aetna Life Insurance Company	CT	IA	Aetna Inc.	Ownership	100.000	CVS Health Corporation	NO	0
.0001	CVS HEALTH GROUP	00000	45-4901541				Aetna ACO Holdings, Inc.	DE	NIA	Aetna Life Insurance Company	Ownership	60.300	CVS Health Corporation	YES	2
.0001	CVS HEALTH GROUP	00000	06-1270755				AHP Holdings, Inc.	CT	NIA	Aetna Life Insurance Company	Ownership	100.000	CVS Health Corporation	NO	0
.0001	CVS HEALTH GROUP	00000	06-1028469				AE Fourteen, Incorporated	CT	NIA	AHP Holdings, Inc.	Ownership	100.000	CVS Health Corporation	NO	0
.0001	CVS HEALTH GROUP	00000	06-1373153				Aetna Life Assignment Company	CT	NIA	AHP Holdings, Inc.	Ownership	100.000	CVS Health Corporation	NO	0
.0001	CVS HEALTH GROUP	00000	20-3678339				PE Holdings, LLC	CT	NIA	Aetna Life Insurance Company	Ownership	100.000	CVS Health Corporation	NO	0
.0001	CVS HEALTH GROUP	00000	06-1423207				Aetna Resources L.L.C.	DE	NIA	Aetna Life Insurance Company	Ownership	100.000	CVS Health Corporation	NO	0
.0001	CVS HEALTH GROUP	00000	20-3180700				Canal Place, LLC	DE	NIA	Aetna Life Insurance Company	Ownership	100.000	CVS Health Corporation	NO	0
.0001	CVS HEALTH GROUP	00000	58-2160656				Aetna Ventures, LLC	DE	NIA	Aetna Life Insurance Company	Ownership	100.000	CVS Health Corporation	NO	0
.0001	CVS HEALTH GROUP	00000	85-3918720				Coram Clinical Trials, Inc.	DE	NIA	Aetna Life Insurance Company	Ownership	25.000	CVS Health Corporation	NO	8
.0001	CVS HEALTH GROUP	00000	85-3918720				CVS Cabot Holdings Inc.	DE	NIA	Coram Clinical Trials, Inc.	Ownership	99.720	CVS Health Corporation	NO	9
.0001	CVS HEALTH GROUP	00000	85-3918567				CVS Shaw Holdings Inc.	DE	NIA	Coram Clinical Trials, Inc.	Ownership	99.720	CVS Health Corporation	NO	10
.0001	CVS HEALTH GROUP	00000	31-1001351				Omnicare, LLC	DE	NIA	CVS Cabot Holdings Inc.	Ownership	49.860	CVS Health Corporation	NO	11
.0001	CVS HEALTH GROUP	00000	31-1001351				Omnicare, LLC	DE	NIA	CVS Shaw Holdings Inc.	Ownership	49.860	CVS Health Corporation	NO	11
.0001	CVS HEALTH GROUP	00000	41-2035961				Aetna Financial Holdings, LLC	DE	NIA	Aetna Inc.	Ownership	100.000	CVS Health Corporation	NO	0
.0001	CVS HEALTH GROUP	00000	26-2030792				Aetna Asset Advisors, LLC	DE	NIA	Aetna Financial Holdings, LLC	Ownership	100.000	CVS Health Corporation	NO	0
.0001	CVS HEALTH GROUP	00000	23-2354500				U.S. Healthcare Properties, Inc.	PA	NIA	Aetna Financial Holdings, LLC	Ownership	100.000	CVS Health Corporation	NO	0
.0001	CVS HEALTH GROUP	00000	38-3704481				Aetna Capital Management, LLC	DE	NIA	Aetna Financial Holdings, LLC	Ownership	100.000	CVS Health Corporation	NO	0
.0001	CVS HEALTH GROUP	00000	11-3667142		0001314522		Aetna Partners Diversified Fund, LLC	DE	NIA	Aetna Capital Management, LLC	Ownership	100.000	CVS Health Corporation	NO	1

41.1

ANNUAL STATEMENT FOR THE YEAR 2023 OF THE SilverScript Insurance Company

SCHEDULE Y
PART 1A - DETAIL OF INSURANCE HOLDING COMPANY SYSTEM

1	2	3	4	5	6	7	8	9	10	11	12	13	14	15	16
Group Code	Group Name	NAIC Company Code	ID Number	Federal RSSD	CIK	Name of Securities Exchange if Publicly Traded (U.S. or International)	Names of Parent, Subsidiaries Or Affiliates	Domiciliary Location	Relationship to Reporting Entity	Directly Controlled by (Name of Entity/Person)	Type of Control (Ownership, Board, Management, Attorney-in-Fact, Influence, Other)	If Control is Ownership Provide Percentage	Ultimate Controlling Entity(ies)/Person(s)	Is an SCA Filing Required? (Yes/No)	*
.0001	CVS HEALTH GROUP	00000	20-0446676				Aetna Workers' Comp Access, LLC	DE	NIA	Aetna Financial Holdings, LLC	Ownership	100.000	CVS Health Corporation	NO	0
.0001	CVS HEALTH GROUP	00000	20-0446713				Aetna Behavioral Health, LLC	DE	NIA	Aetna Financial Holdings, LLC	Ownership	100.000	CVS Health Corporation	NO	0
.0001	CVS HEALTH GROUP	00000	23-2670015				Managed Care Coordinators, Inc.	DE	NIA	Aetna Financial Holdings, LLC	Ownership	100.000	CVS Health Corporation	NO	0
.0001	CVS HEALTH GROUP	00000	59-3269144				Horizon Behavioral Services, LLC	DE	NIA	Aetna Financial Holdings, LLC	Ownership	100.000	CVS Health Corporation	NO	0
.0001	CVS HEALTH GROUP	00000	61-1193498				Employee Assistance Services, LLC	KY	NIA	Horizon Behavioral Services, LLC	Ownership	100.000	CVS Health Corporation	NO	0
.0001	CVS HEALTH GROUP	00000	33-0052273				Health and Human Resource Center, Inc.	CA	IA	Horizon Behavioral Services, LLC	Ownership	100.000	CVS Health Corporation	NO	0
.0001	CVS HEALTH GROUP	00000	75-2420973				Resources for Living, LLC	TX	NIA	Horizon Behavioral Services, LLC	Ownership	100.000	CVS Health Corporation	NO	0
.0001	CVS HEALTH GROUP	00000	36-3681261				The Vasquez Group Inc.	IL	NIA	Horizon Behavioral Services, LLC	Ownership	100.000	CVS Health Corporation	NO	0
.0001	CVS HEALTH GROUP	00000	22-3178125				Work and Family Benefits, Inc.	NJ	NIA	Horizon Behavioral Services, LLC	Ownership	100.000	CVS Health Corporation	NO	0
.0001	CVS HEALTH GROUP	00000	27-1773021				FairCost LLC	CT	NIA	Aetna Health Holdings, LLC	Ownership	100.000	CVS Health Corporation	NO	0
.0001	CVS HEALTH GROUP	78700	06-0876836				Aetna Health and Life Insurance Company	CT	IA	Aetna Inc.	Ownership	100.000	CVS Health Corporation	NO	0
.0001	CVS HEALTH GROUP	72052	23-2710210				Aetna Health Insurance Company	PA	IA	Aetna Inc.	Ownership	100.000	CVS Health Corporation	NO	0
.0001	CVS HEALTH GROUP	84450	57-0805126				Aetna Health Insurance Company of New York	NY	IA	Aetna Inc.	Ownership	100.000	CVS Health Corporation	NO	0
.0001	CVS HEALTH GROUP	00000	06-1571642				Aetna International LLC	CT	NIA	Aetna Life Insurance Company	Ownership	100.000	CVS Health Corporation	NO	0
.0001	CVS HEALTH GROUP	00000	98-0211470				Aetna Life & Casualty (Bermuda) Ltd.	BMU	IA	Aetna International LLC	Ownership	100.000	CVS Health Corporation	NO	0
.0001	CVS HEALTH GROUP	00000	96-1455140				Aetna International Ex Pat LLC	DE	NIA	Aetna International LLC	Ownership	100.000	CVS Health Corporation	NO	0
.0001	CVS HEALTH GROUP	00000					Aetna Global Benefits (Bermuda) Limited	BMU	NIA	Aetna International LLC	Ownership	100.000	CVS Health Corporation	NO	0
.0001	CVS HEALTH GROUP	00000					Goodhealth Worldwide (Global) Limited	BMU	NIA	Aetna Global Benefits (Bermuda) Limited	Ownership	100.000	CVS Health Corporation	NO	0
.0001	CVS HEALTH GROUP	00000					Aetna Global Benefits (Europe) Limited	GBR	NIA	Aetna Global Benefits (Bermuda) Limited	Ownership	100.000	CVS Health Corporation	NO	0
.0001	CVS HEALTH GROUP	00000					Goodhealth Worldwide (Asia) Limited	HKG	NIA	Aetna Global Benefits (Bermuda) Limited	Ownership	100.000	CVS Health Corporation	NO	0
.0001	CVS HEALTH GROUP	00000					Aetna Global Benefits Limited	ARE	NIA	Aetna Global Benefits (Bermuda) Limited	Ownership	100.000	CVS Health Corporation	NO	0
.0001	CVS HEALTH GROUP	00000					PT. Aetna Global Benefits Indonesia	IDN	NIA	Aetna Global Benefits (Bermuda) Limited	Ownership	80.000	CVS Health Corporation	NO	3
.0001	CVS HEALTH GROUP	00000					Aetna Global Benefits (Middle East) LLC	ARE	NIA	Aetna Global Benefits (Bermuda) Limited	Ownership	49.000	CVS Health Corporation	NO	4
.0001	CVS HEALTH GROUP	00000					Aetna Global Benefits (Asia Pacific) Limited	HKG	NIA	Aetna Global Benefits (Bermuda) Limited	Ownership	100.000	CVS Health Corporation	NO	0
.0001	CVS HEALTH GROUP	00000					PT Aetna Management Consulting	IDN	NIA	Aetna International LLC	Ownership	77.000	CVS Health Corporation	NO	0
.0001	CVS HEALTH GROUP	00000					Spinnaker Bidco Limited	GBR	NIA	Aetna Global Benefits (Bermuda) Limited	Ownership	100.000	CVS Health Corporation	NO	0
.0001	CVS HEALTH GROUP	00000					Aetna Holdco (UK) Limited	GBR	NIA	Aetna Global Benefits (Bermuda) Limited	Ownership	100.000	CVS Health Corporation	NO	0
.0001	CVS HEALTH GROUP	00000					PT Aetna Management Consulting	IDN	NIA	Aetna Global Benefits (Asia Pacific) Limited	Ownership	23.000	CVS Health Corporation	NO	0
.0001	CVS HEALTH GROUP	00000					Aetna Global Benefits (UK) Limited	GBR	NIA	Aetna Global Benefits (Bermuda) Limited	Ownership	100.000	CVS Health Corporation	NO	0
.0001	CVS HEALTH GROUP	00000					Aetna Insurance Company Limited	GBR	IA	Aetna Global Benefits (Bermuda) Limited	Ownership	100.000	CVS Health Corporation	NO	0
.0001	CVS HEALTH GROUP	00000					Aetna Health Insurance Company of Europe DAC	IRL	IA	Aetna International LLC	Ownership	100.000	CVS Health Corporation	NO	0
.0001	CVS HEALTH GROUP	00000					Aetna (Shanghai) Enterprise Services Co. Ltd.	CHN	NIA	Aetna International LLC	Ownership	100.000	CVS Health Corporation	NO	0
.0001	CVS HEALTH GROUP	00000					Aetna (Beijing) Enterprise Management Services Co., Ltd.	CHN	NIA	Aetna (Shanghai) Enterprise Services Co. Ltd.	Ownership	100.000	CVS Health Corporation	NO	0
.0001	CVS HEALTH GROUP	00000					Aetna Global Benefits (Singapore) PTE. LTD.	SGP	NIA	Aetna International LLC	Ownership	100.000	CVS Health Corporation	NO	0
.0001	CVS HEALTH GROUP	00000	22-2578985				AUSHC Holdings, Inc.	CT	NIA	Aetna Inc.	Ownership	100.000	CVS Health Corporation	NO	0
.0001	CVS HEALTH GROUP	00000					Aetna Global Holdings Limited	GBR	NIA	Aetna International LLC	Ownership	100.000	CVS Health Corporation	NO	0
.0001	CVS HEALTH GROUP	00000					Aetna Insurance (Hong Kong) Limited	HKG	IA	Aetna International LLC	Ownership	100.000	CVS Health Corporation	NO	0
.0001	CVS HEALTH GROUP	00000	06-1182176				PHPSNE Parent Corporation	DE	NIA	AUSHC Holdings, Inc.	Ownership	55.000	CVS Health Corporation	NO	5
.0001	CVS HEALTH GROUP	00000	52-2182411				Active Health Management, Inc.	DE	NIA	Aetna Inc.	Ownership	100.000	CVS Health Corporation	NO	0
.0001	CVS HEALTH GROUP	00000	47-0970432				Health Data & Management Solutions, Inc.	DE	NIA	Active Health Management, Inc.	Ownership	100.000	CVS Health Corporation	NO	0
.0001	CVS HEALTH GROUP	13980	27-2192415				Health Re, Inc.	VT	IA	Aetna Inc.	Ownership	100.000	CVS Health Corporation	NO	0
.0001	CVS HEALTH GROUP	00000	81-0579372				Phoenix Data Solutions LLC	DE	NIA	Aetna Inc.	Ownership	100.000	CVS Health Corporation	NO	0
.0001	CVS HEALTH GROUP	00000	51-0029326				ASI Wings, LLC	DE	NIA	Aetna Inc.	Ownership	100.000	CVS Health Corporation	NO	0
.0001	CVS HEALTH GROUP	00000	47-4556274				Echo Merger Sub, Inc.	DE	NIA	Aetna Inc.	Ownership	100.000	CVS Health Corporation	NO	0

ANNUAL STATEMENT FOR THE YEAR 2023 OF THE SilverScript Insurance Company

SCHEDULE Y

PART 1A - DETAIL OF INSURANCE HOLDING COMPANY SYSTEM

1	2	3	4	5	6	7	8	9	10	11	12	13	14	15	16
Group Code	Group Name	NAIC Company Code	ID Number	Federal RSSD	CIK	Name of Securities Exchange if Publicly Traded (U.S. or International)	Names of Parent, Subsidiaries Or Affiliates	Domiciliary Location	Relationship to Reporting Entity	Directly Controlled by (Name of Entity/Person)	Type of Control (Ownership, Board, Management, Attorney-in-Fact, Influence, Other)	If Control is Ownership Provide Percentage	Ultimate Controlling Entity(ies)/Person(s)	Is an SCA Filing Required? (Yes/No)	*
.0001	CVS HEALTH GROUP	00000	47-4547145				Aetna Corporate Services, LLC	DE	NIA	Aetna Inc.	Ownership	100.000	CVS Health Corporation	NO	0
.0001	CVS HEALTH GROUP	00000	85-3918720				CVS Cabot Holdings Inc.	DE	NIA	Aetna Inc.	Ownership	0.280	CVS Health Corporation	NO	9
.0001	CVS HEALTH GROUP	00000	85-3918567				CVS Shaw Holdings Inc.	DE	NIA	Aetna Inc.	Ownership	0.280	CVS Health Corporation	NO	10
.0001	CVS HEALTH GROUP	00000	31-1001351				Omnicare, LLC	DE	NIA	Aetna Inc.	Ownership	0.280	CVS Health Corporation	NO	11
.0001	CVS HEALTH GROUP	81973	75-1296086				Coventry Health and Life Insurance Company	MO	IA	Aetna Health Holdings, LLC	Ownership	100.000	CVS Health Corporation	NO	0
.0001	CVS HEALTH GROUP	15761	47-3279217				Aetna Better Health of Kentucky Insurance Company	KY	IA	Coventry Health and Life Insurance Company	Ownership	100.000	CVS Health Corporation	NO	0
.0001	CVS HEALTH GROUP	00000	81-4345344				Aetna Network Services LLC	CT	NIA	Aetna Health Holdings, LLC	Ownership	100.000	CVS Health Corporation	NO	0
.0001	CVS HEALTH GROUP	95241	42-1244752				Aetna Health of Iowa Inc.	IA	IA	Aetna Health Holdings, LLC	Ownership	100.000	CVS Health Corporation	NO	0
.0001	CVS HEALTH GROUP	95925	42-1308659				Coventry Health Care of Nebraska, Inc.	NE	IA	Aetna Health Holdings, LLC	Ownership	100.000	CVS Health Corporation	NO	0
.0001	CVS HEALTH GROUP	00000	47-2049117				Aetna Risk Assurance Company of Connecticut Inc.	CT	IA	Aetna Health Holdings, LLC	Ownership	100.000	CVS Health Corporation	NO	0
.0001	CVS HEALTH GROUP	95173	74-2381406				Aetna Health Inc.	LA	IA	Aetna Health Holdings, LLC	Ownership	100.000	CVS Health Corporation	NO	0
.0001	CVS HEALTH GROUP	00000	47-0854096				Coventry Prescription Management Services, Inc.	NV	NIA	Aetna Health Holdings, LLC	Ownership	100.000	CVS Health Corporation	NO	0
.0001	CVS HEALTH GROUP	16148	81-3564875				Aetna Better Health of Nevada Inc.	NV	NIA	Aetna Health Holdings, LLC	Ownership	100.000	CVS Health Corporation	NO	0
.0001	CVS HEALTH GROUP	96555	54-1576305				Coventry Health Care of Virginia, Inc.	VA	IA	Aetna Health Holdings, LLC	Ownership	100.000	CVS Health Corporation	NO	0
.0001	CVS HEALTH GROUP	96377	43-1372307				Coventry Health Care of Missouri, Inc.	MO	IA	Aetna Health Holdings, LLC	Ownership	100.000	CVS Health Corporation	NO	0
.0001	CVS HEALTH GROUP	95318	43-1702094				Aetna Better Health of Missouri LLC	MO	IA	Aetna Health Holdings, LLC	Ownership	100.000	CVS Health Corporation	NO	0
.0001	CVS HEALTH GROUP	95408	55-0712129				Coventry Health Care of West Virginia, Inc.	WV	IA	Aetna Health Holdings, LLC	Ownership	100.000	CVS Health Corporation	NO	0
.0001	CVS HEALTH GROUP	00000	62-1411933				Coventry HealthCare Management Corporation	DE	NIA	Aetna Health Holdings, LLC	Ownership	100.000	CVS Health Corporation	NO	0
.0001	CVS HEALTH GROUP	15827	47-4352768				Aetna HealthAssurance Pennsylvania, Inc.	PA	IA	Aetna Health Holdings, LLC	Ownership	100.000	CVS Health Corporation	NO	0
.0001	CVS HEALTH GROUP	95489	48-0840330				Coventry Health Care of Kansas, Inc.	KS	IA	Aetna Health Holdings, LLC	Ownership	100.000	CVS Health Corporation	NO	0
.0001	CVS HEALTH GROUP	16072	81-3370401				Aetna Better Health of Kansas Inc.	KS	IA	Aetna Health Holdings, LLC	Ownership	100.000	CVS Health Corporation	NO	0
.0001	CVS HEALTH GROUP	12193	20-1052897				Aetna Better Health of Michigan Inc.	MI	IA	Aetna Health Holdings, LLC	Ownership	100.000	CVS Health Corporation	NO	0
.0001	CVS HEALTH GROUP	95407	87-0345631				Aetna Health of Utah Inc.	UT	IA	Aetna Health Holdings, LLC	Ownership	100.000	CVS Health Corporation	NO	0
.0001	CVS HEALTH GROUP	00000	20-4416606				Aetna Better Health of Tennessee Inc.	TN	NIA	Aetna Health Holdings, LLC	Ownership	100.000	CVS Health Corporation	NO	0
.0001	CVS HEALTH GROUP	74160	37-1241037				Coventry Health Care of Illinois, Inc.	IL	IA	Aetna Health Holdings, LLC	Ownership	100.000	CVS Health Corporation	NO	0
.0001	CVS HEALTH GROUP	00000	20-8070994				Coventry Health Care National Accounts, Inc.	DE	NIA	Aetna Health Holdings, LLC	Ownership	100.000	CVS Health Corporation	NO	0
.0001	CVS HEALTH GROUP	00000	20-5185442				Coventry Health Care National Network, Inc.	DE	NIA	Aetna Health Holdings, LLC	Ownership	100.000	CVS Health Corporation	NO	0
.0001	CVS HEALTH GROUP	00000	26-1293772				Coventry Consumer Advantage, Inc.	DE	NIA	Aetna Health Holdings, LLC	Ownership	100.000	CVS Health Corporation	NO	0
.0001	CVS HEALTH GROUP	00000	20-1736437				First Health Group Corp.	DE	NIA	Aetna Health Holdings, LLC	Ownership	100.000	CVS Health Corporation	NO	0
.0001	CVS HEALTH GROUP	90328	38-2242132				First Health Life & Health Insurance Company	TX	IA	First Health Group Corp.	Ownership	100.000	CVS Health Corporation	NO	0
.0001	CVS HEALTH GROUP	00000	91-1832429				First Choice of the Midwest LLC	SD	NIA	First Health Group Corp.	Ownership	100.000	CVS Health Corporation	NO	0
.0001	CVS HEALTH GROUP	00000	52-1320522				Claims Administration Corp.	MD	NIA	First Health Group Corp.	Ownership	100.000	CVS Health Corporation	NO	0
.0001	CVS HEALTH GROUP	00000	20-1130063				Florida Health Plan Administrators, LLC	FL	NIA	Aetna Health Holdings, LLC	Ownership	100.000	CVS Health Corporation	NO	0
.0001	CVS HEALTH GROUP	95114	65-0986441				Aetna Better Health of Florida Inc.	FL	IA	Florida Health Plan Administrators, LLC	Ownership	100.000	CVS Health Corporation	NO	0
.0001	CVS HEALTH GROUP	95266	65-0453436				Coventry Health Plan of Florida, Inc.	FL	IA	Florida Health Plan Administrators, LLC	Ownership	100.000	CVS Health Corporation	NO	0
.0001	CVS HEALTH GROUP	00000	59-3750548				Carefree Insurance Services, Inc.	FL	NIA	Florida Health Plan Administrators, LLC	Ownership	100.000	CVS Health Corporation	NO	0
.0001	CVS HEALTH GROUP	00000	26-1582982				MNet Specialty Services, LLC	MD	NIA	Aetna Health Holdings, LLC	Ownership	100.000	CVS Health Corporation	NO	0
.0001	CVS HEALTH GROUP	00000	37-1448790				Mental Health Network of New York IPA, Inc.	NY	NIA	MNet Specialty Services, LLC	Ownership	100.000	CVS Health Corporation	NO	0
.0001	CVS HEALTH GROUP	00000	72-1106596				Mental Health Associates, Inc.	LA	NIA	MNet Specialty Services, LLC	Ownership	100.000	CVS Health Corporation	NO	0
.0001	CVS HEALTH GROUP	16242	81-5030233				Aetna Better Health of Washington, Inc.	WA	IA	Aetna Health Holdings, LLC	Ownership	100.000	CVS Health Corporation	NO	0
.0001	CVS HEALTH GROUP	00000	81-5212760				Banner Health and Aetna Health Insurance Holding Company LLC	DE	NIA	Aetna ACO Holdings, Inc.	Ownership	50.000	CVS Health Corporation	NO	6
.0001	CVS HEALTH GROUP	16058	81-5281115				Banner Health and Aetna Health Insurance Company	AZ	IA	Banner Health and Aetna Health Insurance Holding Company LLC	Ownership	100.000	CVS Health Corporation	NO	0

ANNUAL STATEMENT FOR THE YEAR 2023 OF THE SilverScript Insurance Company

SCHEDULE Y

PART 1A - DETAIL OF INSURANCE HOLDING COMPANY SYSTEM

1	2	3	4	5	6	7	8	9	10	11	12	13	14	15	16
Group Code	Group Name	NAIC Company Code	ID Number	Federal RSSD	CIK	Name of Securities Exchange if Publicly Traded (U.S. or International)	Names of Parent, Subsidiaries Or Affiliates	Domi-ciliary Location	Relation-ship to Reporting Entity	Directly Controlled by (Name of Entity/Person)	Type of Control (Ownership, Board, Management, Attorney-in-Fact, Influence, Other)	If Control is Ownership Provide Percentage	Ultimate Controlling Entity(ies)/Person(s)	Is an SCA Filing Re-quired? (Yes/No)	*
.0001	CVS HEALTH GROUP	16059	81-5290023				Banner Health and Aetna Health Plan Inc. Allina Health and Aetna Health Insurance Holding Company LLC	..AZ.....	..IA.....	Banner Health and Aetna Health Insurance Company	Ownership.....	100.000	CVS Health Corporation	..NO.....	0
.0001	CVS HEALTH GROUP	00000	81-5112888					..DE.....	..NIA.....	Aetna ACO Holdings, Inc. Allina Health and Aetna Health Insurance Holding Company LLC	Ownership.....	50.000	CVS Health Corporation	..NO.....	7
.0001	CVS HEALTH GROUP	16194	82-2091197				Allina Health and Aetna Insurance CompanyMN.....	..IA.....	Allina Health and Aetna Health Insurance Holding Company LLC	Ownership.....	100.000	CVS Health Corporation	..NO.....	0
.0001	CVS HEALTH GROUP	17352	87-2843387				Allina Health and Aetna Health Plan Inc. Sutter Health and Aetna Insurance Holding Company LLC	..MN.....	..IA.....	Allina Health and Aetna Health Insurance Holding Company LLC	Ownership.....	100.000	CVS Health Corporation	..NO.....	0
.0001	CVS HEALTH GROUP	00000	82-2171057				Sutter Health and Aetna Administrative Services LLC	..DE.....	..NIA.....	Aetna ACO Holdings, Inc. Sutter Health and Aetna Insurance Holding Company LLC	Ownership.....	100.000	CVS Health Corporation	..NO.....	0
.0001	CVS HEALTH GROUP	00000	82-2560624					..DE.....	..NIA.....	Sutter Health and Aetna Insurance Holding Company LLC	Ownership.....	100.000	CVS Health Corporation	..NO.....	0
.0001	CVS HEALTH GROUP	16979	82-2567822				Sutter Health and Aetna Insurance CompanyCA.....	..IA.....	Sutter Health and Aetna Insurance Holding Company LLC	Ownership.....	100.000	CVS Health Corporation	..NO.....	0
.0001	CVS HEALTH GROUP	16558	82-333789				Aetna Better Health of North Carolina Inc.NC.....	..IA.....	Aetna Health Holdings, LLC	Ownership.....	100.000	CVS Health Corporation	..NO.....	0
.0001	CVS HEALTH GROUP	14053	27-2186150				Aetna Better Health of Illinois Inc.IL.....	..IA.....	Aetna Health Holdings, LLC	Ownership.....	100.000	CVS Health Corporation	..NO.....	0
.0001	CVS HEALTH GROUP	00000	87-3223066				Aetna Better Health of Indiana Inc.IN.....	..NIA.....	Aetna Health Holdings, LLC	Ownership.....	100.000	CVS Health Corporation	..NO.....	0
.0001	CVS HEALTH GROUP	00000					CVS Health Venture Fund, LP	..DE.....	..NIA.....	Aetna Life Insurance Company	Ownership.....	100.000	CVS Health Corporation	..NO.....	12

Asterisk	Explanation
1	Aetna Capital Management, LLC is the managing member of Aetna Partners Diversified Fund, LLC ("APDF"). APDF is a fund of hedge funds and certain other subsidiaries of CVS Health Group invest in this fund, which does not confer any managing or controlling ownership interests in APDF. Aetna Life Insurance Company is the largest investor in APDF and currently owns a majority of the non-managing member interests of APDF.
2	Aetna ACO Holdings Inc. is owned by Aetna Life Insurance Company (302 shares); Aetna Health Inc. (PA) (198 shares); and Aetna Health Holdings, LLC (1 share).
3	PT. Aetna Global Benefits Indonesia is also 20% owned by Suhatsyah Rivai, Aetna's Nominee.
4	Aetna Global Benefits (Middle East) LLC is also 51% owned by Euro Gulf LLC, Aetna's Nominee.
5	PHPSNE Parent Corporation is 55% owned by AUSHC Holdings, Inc. The remaining 45% is owned by thirteen different hospitals (non-affiliates) which are shareholders with varying degrees of ownership.
6	Banner Health and Aetna Health Insurance Holding Company LLC is also 50% owned by Banner Health.
7	Allina Health and Aetna Insurance Holding Company LLC is also 50% owned by Allina Health System.
8	Coram Clinical Trials, Inc. is 75% owned by CVS Pharmacy, Inc. and 25% owned by Aetna Life Insurance Company.
9	CVS Cabot Holdings Inc is owned 99.72% by Coram Clinical Trials, Inc. and 0.28% owned by Aetna Inc.
10	CVS Shaw Holdings Inc is owned 99.72% by Coram Clinical Trials, Inc. and 0.28% owned by Aetna Inc.
11	Omnicare, LLC is 0.28% owned by Aetna Inc. The Company is also owned by CVS Cabot Holdings Inc. and CVS Shaw Holdings Inc., with 49.86% each ownership.
12	CVS Health Venture Fund, LP is also 0.1% owned by CVS Health Ventures Fund GP, LLC
13	Medical Examinations of New York, P.C. is owned via a nominee.

ANNUAL STATEMENT FOR THE YEAR 2023 OF THE SilverScript Insurance Company

SCHEDULE Y

PART 2 - SUMMARY OF INSURER'S TRANSACTIONS WITH ANY AFFILIATES

1	2	3	4	5	6	7	8	9	10	11	12	13
NAIC Company Code	ID Number	Names of Insurers and Parent, Subsidiaries or Affiliates	Shareholder Dividends	Capital Contributions	Purchases, Sales or Exchanges of Loans, Securities, Real Estate, Mortgage Loans or Other Investments	Income/ (Disbursements) Incurred in Connection with Guarantees or Undertakings for the Benefit of any Affiliate(s)	Management Agreements and Service Contracts	Income/ (Disbursements) Incurred Under Reinsurance Agreements	*	Any Other Material Activity Not in the Ordinary Course of the Insurer's Business	Totals	Reinsurance Recoverable/ (Payable) on Losses and/or Reserve Credit Taken/(Liability)
00000	20-0446713	Aetna Behavioral Health, LLC					(886,266)				(886,266)	
12328	20-2207534	Aetna Better Health Inc (a Georgia Corporation)		28,900,000			(2,481,898)				26,418,102	
13174	26-2867560	Aetna Better Health, Inc. (a Connecticut Corporation)					(51,629)				(51,629)	
13735	27-0563973	Aetna Better Health Inc. (a Pennsylvania corporation)	(22,000,000)				(4,655,681)				(26,655,681)	
00000	47-5178095	Aetna Better Health of California Inc.					(26,858,759)				(26,858,759)	
15805	47-3850677	Aetna Health of Ohio Inc.		55,000,000			(7,479,768)				47,520,232	
16072	81-3370401	Aetna Better Health of Kansas Inc.		60,000,000	273,951		(92,185,686)				(31,911,735)	
15761	47-3279217	Aetna Better Health of Kentucky Insurance Company			1,689,809		(128,689,528)				(126,999,719)	
12193	20-1052897	Aetna Better Health of Michigan Inc.					(38,143,271)				(38,143,271)	
95318	43-1702094	Aetna Better Health of Missouri LLC					280,165				280,165	
15919	81-1143850	Aetna Better Health of Oklahoma Inc.					(5,109,635)				(5,109,635)	
95040	74-1844335	Aetna Better Health of Texas, Inc.	(45,000,000)	15,000,000	456,585		(65,963,205)				(95,506,620)	
16242	81-5030233	Aetna Better Health of Washington, Inc.		28,000,000			(5,500,233)				22,499,767	
95114	65-0986441	Aetna Better Health of Florida Inc.					(109,692,291)				(109,692,291)	
15616	80-0629718	Aetna Better Health, Inc. (a Louisiana corporation)	(15,000,000)		1,240,225		(90,369,920)				(104,129,695)	
14043	27-2512072	Aetna Better Health Premier Plan MMAI Inc.	(15,000,000)				(31,916,310)				(46,916,310)	
14053	27-2186150	Aetna Better Health of Illinois Inc.	(140,000,000)				(275,305,120)				(415,305,120)	
15611	46-3203088	Aetna Better Health Inc. (a New Jersey corporation)					(92,028,111)				(92,028,111)	
14408	45-2634734	Aetna Better Health Inc. (a New York corporation)			427,189		(37,745,497)				(37,318,308)	
14229	45-2764938	Aetna Better Health Inc. (an Ohio corporation)	(25,000,000)		1,929,240		(90,335,378)				(113,406,138)	
11183	22-2990909	Aetna Dental Inc. (a New Jersey corporation)					(825,430)				(825,430)	
95910	06-1177531	Aetna Dental Inc. (a Texas corporation)					(2,504,294)	(40,690)			(2,544,984)	
00000	06-1160812	Aetna Dental of California Inc.	(5,000,000)				4,734,756				(265,244)	
78700	06-0876836	Aetna Health and Life Insurance Company	(55,000,000)		2,118,858		(85,738,830)				(138,619,972)	
00000	30-0123754	Aetna Health Holdings, LLC	371,000,000	(777,066,700)							(406,066,700)	
95088	59-2411584	Aetna Health Inc. (a Florida corporation)										
95094	58-1649568	Aetna Health Inc. (a Georgia corporation)		329,000,000			(238,837,135)				90,162,865	
95241	42-1244752	Aetna Health of Iowa Inc.		24,000,000			(13,592,539)				10,407,461	
95517	01-0504252	Aetna Health Inc. (a Maine corporation)					700,017				700,017	
95756	23-2861565	Aetna Health of Michigan Inc.		50,000,000			(4,352,877)				(4,352,877)	
95287	52-1270921	Aetna Health Inc. (a New Jersey corporation)	(10,000,000)				2,854,926				52,854,926	
							(47,974,363)				(57,974,363)	

ANNUAL STATEMENT FOR THE YEAR 2023 OF THE SilverScript Insurance Company

SCHEDULE Y

PART 2 - SUMMARY OF INSURER'S TRANSACTIONS WITH ANY AFFILIATES

1	2	3	4	5	6	7	8	9	10	11	12	13
NAIC Company Code	ID Number	Names of Insurers and Parent, Subsidiaries or Affiliates	Shareholder Dividends	Capital Contributions	Purchases, Sales or Exchanges of Loans, Securities, Real Estate, Mortgage Loans or Other Investments	Income/ (Disbursements) Incurred in Connection with Guarantees or Undertakings for the Benefit of any Affiliate(s)	Management Agreements and Service Contracts	Income/ (Disbursements) Incurred Under Reinsurance Agreements	*	Any Other Material Activity Not in the Ordinary Course of the Insurer's Business	Totals	Reinsurance Recoverable/ (Payable) on Losses and/or Reserve Credit Taken/(Liability)
95234	22-2663623	Aetna Health Inc. (a New York corporation)			1,061,082		46,693,566				47,754,648	
95109	23-2169745	Aetna Health Inc. (a Pennsylvania corporation)		17,166,700	456,585		(233,296,189)	1,439,786			(214,233,118)	177,022
95935	23-2442048	Aetna Health Inc. (a Connecticut corporation)			160,227		1,608,880				1,769,107	
95490	76-0189680	Aetna Health Inc. (a Texas corporation)		175,000,000	563,362		48,509,719	211,623			224,284,704	
95173	74-2381406	Aetna Health Inc. (LA)					(2,273,682)				(2,273,682)	
72052	23-2710210	Aetna Health Insurance Company		125,000,000			(141,464,375)	441,779			(16,022,596)	
84450	57-0805126	Aetna Health Insurance Company of New York					(408,809)				(408,809)	
00000	13-3670795	Aetna Health Management, LLC					(3,431,730,448)				(3,431,730,448)	
00000	95-3402799	Aetna Health of California Inc.			708,455		121,147,995				121,856,450	
15827	47-4352768	Aetna HealthAssurance Pennsylvania Inc.					(1,179,880)				(1,179,880)	
00000	23-2229683	Aetna Inc.	1,596,142,700	(490,349,080)			(4,702,917)				1,101,090,703	
36153	06-1286276	Aetna Insurance Company of Connecticut									0	
60054	06-6033492	Aetna Life Insurance Company	(1,346,142,700)	365,349,080	78,358,586		7,280,789,909	(200,623,027)			6,177,731,848	1,341,877,369
00000	86-0842559	Aetna Medicaid Administrators, LLC					1,293,709,628				1,293,709,628	
00000	11-3667142	Aetna Partners Diversified Fund, LLC			(121,315,355)						(121,315,355)	
00000	06-1423207	Aetna Resources LLC					(2,278,552,552)				(2,278,552,552)	
00000	20-3180700	Aetna Ventures, LLC			(2,406,540)						(2,406,540)	
00000	81-5112888	Allina Health and Aetna Insurance Holding Company LLC									0	
16194	82-2091197	Allina Health and Aetna Insurance Company					(784,348)	(138,413)			(922,761)	
95407	87-0345631	Aetna Health of Utah Inc.					(9,185,231)				(9,185,231)	
12321	20-2901054	American Continental Insurance Company	(20,000,000)				(27,411,399)				(47,411,399)	
00000	31-1368946	American Health Holding, Inc.					12,000				12,000	
00000	81-5212760	Banner Health and Aetna Health Insurance Holding Company LLC					10,986,302				10,986,302	
16059	81-5290023	Banner Health and Aetna Health Plan Inc.					(12,998,847)	(1,325,408)			(14,324,255)	(177,022)
16058	81-5281115	Banner Health and Aetna Health Insurance Company					(60,647,319)	6,075,857			(54,571,462)	(35,226,904)
74160	37-1241037	Coventry Health Care of Illinois, Inc.	(20,000,000)		323,160		(23,535,645)				(43,212,485)	
96377	43-1372307	Coventry Health Care of Missouri, Inc.			675,465		(80,317,835)				(79,642,370)	
81973	75-1296086	Coventry Health and Life Insurance Company			3,340,708		(44,959,596)				(41,618,888)	
68500	62-1181209	Continental Life Insurance Company of Brentwood, Tennessee	(20,000,000)				(191,597,433)				(211,597,433)	
95925	42-1308659	Coventry Health Care of Nebraska, Inc.		(5,000,000)			(2,454,465)				(7,454,465)	
96555	54-1576305	Coventry Health Care of Virginia, Inc.	(74,000,000)				(223,110,455)				(297,110,455)	
95408	55-0712129	Coventry Health Care of West Virginia, Inc.			1,074,247		(100,678,426)				(99,604,179)	
95266	65-0453436	Coventry Health Plan of Florida, Inc.		25,000,000			(21,623,524)				3,376,476	
95489	48-0840330	Coventry Health Care of Kansas, Inc.					1,698,268				1,698,268	

42.1

ANNUAL STATEMENT FOR THE YEAR 2023 OF THE SilverScript Insurance Company

SCHEDULE Y

PART 2 - SUMMARY OF INSURER'S TRANSACTIONS WITH ANY AFFILIATES

1	2	3	4	5	6	7	8	9	10	11	12	13
NAIC Company Code	ID Number	Names of Insurers and Parent, Subsidiaries or Affiliates	Shareholder Dividends	Capital Contributions	Purchases, Sales or Exchanges of Loans, Securities, Real Estate, Mortgage Loans or Other Investments	Income/ (Disbursements) Incurred in Connection with Guarantees or Undertakings for the Benefit of any Affiliate(s)	Management Agreements and Service Contracts	Income/ (Disbursements) Incurred Under Reinsurance Agreements	*	Any Other Material Activity Not in the Ordinary Course of the Insurer's Business	Totals	Reinsurance Recoverable/ (Payable) on Losses and/or Reserve Credit Taken/(Liability)
00000	20-1736437	First Health Group Corp									0	
90328	38-2242132	First Health Life & Health Insurance Company					(13,739,675)				(13,739,675)	
00000	20-1130063	Florida Health Plan Administrators, LLC		(25,000,000)							(25,000,000)	
00000	33-0052273	Health and Human Resources Center, Inc.					6,070,300				6,070,300	
13980	27-2192415	Health Re, Inc.	(155,000,000)				(100,000)	189,895,396			34,795,396	(1,306,650,465)
15097	46-0674828	Innovation Health Insurance Company	(45,420,711)	(96,579,289)			(26,299,122)	6,843,572			(161,455,550)	
15098	46-0682197	Innovation Health Plan, Inc.	(6,249,238)	(7,750,762)			(8,682,668)	(1,778,849)			(24,461,517)	
00000	81-3789357	Texas Health + Aetna Health Insurance Holding Company LLC	(53,000,000)	53,000,000			2,830,712				2,830,712	
16132	47-5548221	Texas Health + Aetna Health Plan Inc.	(1,348,930)	(13,651,070)			(143,887)	(217,856)			(15,361,743)	
16121	81-4749336	Texas Health + Aetna Health Insurance Company	1,348,930	(39,348,930)			(5,278,513)	6,005,386			(37,273,127)	
16558	82-3333789	Aetna Better Health of North Carolina Inc.					(25,768)				(25,768)	
00000	05-0494040	CVS Health Corporation					133,618,651				133,618,651	
00000	06-1270755	AHP Holdings, Inc.									0	
00000		CVS INDEMNITY			1,176,355						1,176,355	
00000	91-1774434	PayFlex Systems USA, Inc.									0	
00000	52-1320522	Claims Administration Corp.					(1,898,928)				(1,898,928)	
00000	98-0211470	Aetna Life & Casualty (Bermuda) Ltd.					(2,964,401)				(2,964,401)	
12575	20-2833904	SilverScript Insurance Co.					(671,213,542)	(43,956,766)			(715,170,308)	144,334,019
63444	06-1566092	Accendo Insurance Company		118,000,000			(170,026,908)	10,989,192			(41,037,716)	(36,083,505)
00000	33-1113587	CVS Caremark Part D Services, LLC					322,618,402				322,618,402	
00000	05-0500188	CVS Caremark Indemnity, Ltd.						32,967,574			32,967,574	(108,250,514)
00000	45-4901541	Aetna ACO Holdings, Inc.	209,000,000				5,863,015				214,863,015	
00000		CVS Pharmacy					778,428				778,428	
00000	87-2843387	Allina Health and Aetna Health Plan Inc.					(1,875)				(1,875)	
00000	16-1264154	Meritain Health, Inc.					5,982,429				5,982,429	
16979	82-2567822	Sutter Health and Aetna Insurance Company					62,667	113,180			175,847	
00000		Innovation Health Holdings, LLC	(104,330,051)	104,330,051			961,581				961,581	
00000		CVS HEALTH VENTURES, LP			27,687,806						27,687,806	
00000	61-1715010	Part D Holding Company, LLC		(118,000,000)							(118,000,000)	
00000	75-3270039	Aetna Health Insurance Company of Europe, Ltd. (Ireland)						731,932			731,932	
00000		Aetna Insurance (Hong Kong), Ltd.						(1,875,237)			(1,875,237)	
00000		Aetna Insurance Company Ltd.						(5,759,031)			(5,759,031)	
999999	Control Totals		0	0	0	0	0	0	XXX	0	0	0

42.2

ANNUAL STATEMENT FOR THE YEAR 2023 OF THE SilverScript Insurance Company

SCHEDULE Y

PART 3 - ULTIMATE CONTROLLING PARTY AND LISTING OF OTHER U.S. INSURANCE GROUPS OR ENTITIES UNDER THAT ULTIMATE CONTROLLING PARTY'S CONTROL

1 Insurers in Holding Company	2 Owners with Greater Than 10% Ownership	3 Ownership Percentage Column 2 of Column 1	4 Granted Disclaimer of Control Affiliation of Column 2 Over Column 1 (Yes/No)	5 Ultimate Controlling Party	6 U.S. Insurance Groups or Entities Controlled by Column 5	7 Ownership Percentage (Column 5 of Column 6)	8 Granted Disclaimer of Control Affiliation of Column 5 Over Column 6 (Yes/No)
Accendo Insurance Company	Part D Holding Company, L.L.C.	100.000	NO	CVS Health Corporation			
Aetna Better Health Inc. (CT)	Aetna Health Holdings, LLC	100.000	NO	CVS Health Corporation			
Aetna Better Health Inc. (NJ)	Aetna Health Holdings, LLC	100.000	NO	CVS Health Corporation			
Aetna Better Health Inc. (OH)	Aetna Health Holdings, LLC	100.000	NO	CVS Health Corporation			
Aetna Better Health Inc. (PA)	Aetna Health Holdings, LLC	100.000	NO	CVS Health Corporation			
Aetna Better Health Inc. (GA)	Aetna Health Holdings, LLC	100.000	NO	CVS Health Corporation			
Aetna Better Health of Florida Inc.	Florida Health Plan Administrators, LLC	100.000	NO	CVS Health Corporation			
Aetna Better Health of Illinois Inc.	Aetna Health Holdings, LLC	100.000	NO	CVS Health Corporation			
Aetna Better Health of Kansas Inc.	Aetna Health Holdings, LLC	100.000	NO	CVS Health Corporation			
Aetna Better Health of Kentucky Insurance Company	Coventry Health and Life Insurance Company	100.000	NO	CVS Health Corporation			
Aetna Better Health of Michigan Inc.	Aetna Health Holdings, LLC	100.000	NO	CVS Health Corporation			
Aetna Better Health of Missouri LLC	Aetna Health Holdings, LLC	100.000	NO	CVS Health Corporation			
Aetna Better Health of North Carolina Inc.	Aetna Health Holdings, LLC	100.000	NO	CVS Health Corporation			
Aetna Better Health of Oklahoma Inc.	Aetna Health Holdings, LLC	100.000	NO	CVS Health Corporation			
Aetna Better Health of Texas Inc.	Aetna Health Holdings, LLC	100.000	NO	CVS Health Corporation			
Aetna Better Health of Washington, Inc.	Aetna Health Holdings, LLC	100.000	NO	CVS Health Corporation			
Aetna Better Health Premier Plan MMAI Inc.	Aetna Health Holdings, LLC	100.000	NO	CVS Health Corporation			
Aetna Better Health, Inc. (LA)	Aetna Health Holdings, LLC	100.000	NO	CVS Health Corporation			
Aetna Dental Inc. (NJ)	Aetna Health Holdings, LLC	100.000	NO	CVS Health Corporation			
Aetna Dental Inc. (TX)	Aetna Health Holdings, LLC	100.000	NO	CVS Health Corporation			
Aetna Health and Life Insurance Company	Aetna Inc.	100.000	NO	CVS Health Corporation			
Aetna Health Inc. (CT)	Aetna Health Holdings, LLC	100.000	NO	CVS Health Corporation			
Aetna Health Inc. (ME)	Aetna Health Holdings, LLC	100.000	NO	CVS Health Corporation			
Aetna Health Inc. (NJ)	Aetna Health Holdings, LLC	100.000	NO	CVS Health Corporation			
Aetna Health Inc. (NY)	Aetna Health Holdings, LLC	100.000	NO	CVS Health Corporation			
Aetna Health Inc. (PA)	Aetna Health Holdings, LLC	100.000	NO	CVS Health Corporation			
Aetna Health Inc. (FL)	Aetna Health Holdings, LLC	100.000	NO	CVS Health Corporation			
Aetna Health Inc. (LA)	Aetna Health Holdings, LLC	100.000	NO	CVS Health Corporation			
Aetna Health Inc. (TX)	Aetna Health Holdings, LLC	100.000	NO	CVS Health Corporation			
Aetna Health Inc. (GA)	Aetna Health Holdings, LLC	100.000	NO	CVS Health Corporation			
Aetna Health Insurance Company	Aetna Inc.	100.000	NO	CVS Health Corporation			
Aetna Health Insurance Company of New York	Aetna Inc.	100.000	NO	CVS Health Corporation			
Aetna Health of Iowa Inc.	Aetna Health Holdings, LLC	100.000	NO	CVS Health Corporation			
Aetna Health of Michigan Inc.	Aetna Health Holdings, LLC	100.000	NO	CVS Health Corporation			
Aetna Health of Ohio Inc.	Aetna Health Holdings, LLC	100.000	NO	CVS Health Corporation			
Aetna Health of Utah Inc.	Aetna Health Holdings, LLC	100.000	NO	CVS Health Corporation			
Aetna HealthAssurance Pennsylvania, Inc.	Aetna Health Holdings, LLC	100.000	NO	CVS Health Corporation			
Aetna Life Insurance Company	Aetna Inc.	100.000	NO	CVS Health Corporation			
Allina Health and Aetna Insurance Company	Allina Health and Aetna Health Insurance Holding Company LLC	50.000	NO	CVS Health Corporation			
Allina Health and Aetna Insurance Company	Allina Health and Aetna Health Insurance Holding Company LLC	50.000	NO	Allina Health System			
Allina Health and Aetna Health Plan Inc.	Allina Health and Aetna Health Insurance Holding Company LLC	50.000	NO	CVS Health Corporation			

ANNUAL STATEMENT FOR THE YEAR 2023 OF THE SilverScript Insurance Company

SCHEDULE Y

PART 3 - ULTIMATE CONTROLLING PARTY AND LISTING OF OTHER U.S. INSURANCE GROUPS OR ENTITIES UNDER THAT ULTIMATE CONTROLLING PARTY'S CONTROL

1 Insurers in Holding Company	2 Owners with Greater Than 10% Ownership	3 Ownership Percentage Column 2 of Column 1	4 Granted Disclaimer of Control/ Affiliation of Column 2 Over Column 1 (Yes/No)	5 Ultimate Controlling Party	6 U.S. Insurance Groups or Entities Controlled by Column 5	7 Ownership Percentage (Column 5 of Column 6)	8 Granted Disclaimer of Control/ Affiliation of Column 5 Over Column 6 (Yes/No)
Allina Health and Aetna Health Plan Inc.	Allina Health and Aetna Health Insurance Holding Company LLC	50.000	NO	Allina Health System			
American Continental Insurance Company	Continental Life Insurance Company of Brentwood, Tennessee	100.000	NO	CVS Health Corporation			
Banner Health and Aetna Health Insurance Company	Banner Health and Aetna Health Insurance Holding Company LLC	50.000	NO	CVS Health Corporation			
Banner Health and Aetna Health Insurance Company	Banner Health and Aetna Health Insurance Holding Company LLC	50.000	NO	Banner Health			
Banner Health and Aetna Health Plan Inc.	Banner Health and Aetna Health Insurance Company	50.000	NO	CVS Health Corporation			
Banner Health and Aetna Health Plan Inc.	Banner Health and Aetna Health Insurance Company	50.000	NO	Banner Health			
Continental Life Insurance Company of Brentwood, Tennessee	Aetna Inc.	100.000	NO	CVS Health Corporation			
Coventry Health and Life Insurance Company	Aetna Health Holdings, LLC	100.000	NO	CVS Health Corporation			
Coventry Health Care of Illinois, Inc.	Aetna Health Holdings, LLC	100.000	NO	CVS Health Corporation			
Coventry Health Care of Kansas, Inc.	Aetna Health Holdings, LLC	100.000	NO	CVS Health Corporation			
Coventry Health Care of Missouri, Inc.	Aetna Health Holdings, LLC	100.000	NO	CVS Health Corporation			
Coventry Health Care of Nebraska, Inc.	Aetna Health Holdings, LLC	100.000	NO	CVS Health Corporation			
Coventry Health Care of Virginia, Inc.	Aetna Health Holdings, LLC	100.000	NO	CVS Health Corporation			
Coventry Health Care of West Virginia, Inc.	Aetna Health Holdings, LLC	100.000	NO	CVS Health Corporation			
Coventry Health Plan of Florida, Inc.	Florida Health Plan Administrators, LLC	100.000	NO	CVS Health Corporation			
First Health Life & Health Insurance Company	First Health Group Corp.	100.000	NO	CVS Health Corporation			
Innovation Health Insurance Company	Innovation Health Holdings, LLC	100.000	NO	CVS Health Corporation			
Innovation Health Plan, Inc.	Innovation Health Insurance Company	100.000	NO	CVS Health Corporation			
SilverScript Insurance Company	Part D Holding Company, L.L.C.	100.000	NO	CVS Health Corporation			
Sutter Health and Aetna Insurance Company	Sutter Health and Aetna Insurance Holding Company LLC	100.000	NO	CVS Health Corporation			
Texas Health + Aetna Health Insurance Company	Texas Health + Aetna Health Insurance Holding Company LLC	100.000	NO	CVS Health Corporation			
Texas Health + Aetna Health Plan Inc.	Texas Health + Aetna Health Insurance Company	100.000	NO	CVS Health Corporation			

ANNUAL STATEMENT FOR THE YEAR 2023 OF THE SilverScript Insurance Company
SUPPLEMENTAL EXHIBITS AND SCHEDULES INTERROGATORIES

REQUIRED FILINGS

The following supplemental reports are required to be filed as part of your annual statement filing unless specifically waived by the domiciliary state. However, in the event that your domiciliary state waives the filing requirement, your response of WAIVED to the specific interrogatory will be accepted in lieu of filing a "NONE" report and a bar code will be printed below. If the supplement is required of your company but is not being filed for whatever reason enter SEE EXPLANATION and provide an explanation following the interrogatory questions.

	Responses
MARCH FILING	
1. Will the Supplemental Compensation Exhibit be filed with the state of domicile by March 1?	WAIVED
2. Will an actuarial opinion be filed by March 1?	YES
3. Will the confidential Risk-based Capital Report be filed with the NAIC by March 1?.....	YES
4. Will the confidential Risk-based Capital Report be filed with the state of domicile, if required, by March 1?	YES
APRIL FILING	
5. Will Management's Discussion and Analysis be filed by April 1?	YES
6. Will the Supplemental Investment Risks Interrogatories be filed by April 1?	YES
7. Will the Accident and Health Policy Experience Exhibit be filed by April 1?	YES
JUNE FILING	
8. Will an audited financial report be filed by June 1?	YES
9. Will Accountant's Letter of Qualifications be filed with the state of domicile and electronically with the NAIC by June 1?	YES









SUPPLEMENTAL FILINGS

The following supplemental reports are required to be filed as part of your annual statement filing **if your company is engaged in the type of business covered by the supplement. However, in the event that your company does not transact the type of business for which the special report must be filed, your response of NO to the specific interrogatory will be accepted in lieu of filing a "NONE" report and a bar code will be printed below.** If the supplement is required of your company but is not being filed for whatever reason enter SEE EXPLANATION and provide an explanation following the interrogatory questions.

MARCH FILING	
10. Will the Medicare Supplement Insurance Experience Exhibit be filed with the state of domicile and the NAIC by March 1?	YES
11. Will the Supplemental Life data due March 1 be filed with the state of domicile and the NAIC?	NO
12. Will Schedule SIS (Stockholder Information Supplement) be filed with the state of domicile by March 1?.....	NO
13. Will the actuarial opinion on participating and non-participating policies as required in Interrogatories 1 and 2 on Exhibit 5 to Life Supplement be filed with the state of domicile and electronically with the NAIC by March 1?.....	NO
14. Will the actuarial opinion on non-guaranteed elements as required in Interrogatory 3 to Exhibit 5 to Life Supplement be filed with the state of domicile and electronically with the NAIC by March 1?.....	NO
15. Will the Medicare Part D Coverage Supplement be filed with the state of domicile and the NAIC by March 1?.....	YES
16. Will an approval from the reporting entity's state of domicile for relief related to the five-year rotation requirement for lead audit partner be filed electronically with the NAIC by March 1?	NO
17. Will an approval from the reporting entity's state of domicile for relief related to the one-year cooling off period for independent CPA be filed electronically with the NAIC by March 1?	NO
18. Will an approval from the reporting entity's state of domicile for relief related to the Requirements for Audit Committees be filed electronically with the NAIC by March 1?	NO
19. Will the Market Conduct Annual Statement (MCAS) Premium Exhibit for Year be filed with the applicable jurisdictions and with the NAIC by March 1?.....	NO

APRIL FILING	
20. Will the Long-Term Care Experience Reporting Forms be filed with the state of domicile and the NAIC by April 1?	NO
21. Will the Supplemental Life data due April 1 be filed with the state of domicile and the NAIC?	NO
22. Will the Supplemental Health Care Exhibit (Parts 1 and 2) be filed with the state of domicile and the NAIC by April 1?	YES
23. Will the Life, Health & Annuity Guaranty Association Assessable Premium Exhibit - Parts 1 and 2 be filed with the state of domicile and the NAIC by April 1?	YES

AUGUST FILING	
24. Will Management's Report of Internal Control Over Financial Reporting be filed with the state of domicile by August 1?	YES
Explanations:	
11. No life business written	
12.	
13.	
14.	
16.	
17.	
18.	
19. Medicare business exempt	
20.	
21. No life business written	

Bar Codes:	
1. Supplemental Compensation Exhibit [Document Identifier 460]	
11. Life Supplement [Document Identifier 205]	
12. SIS Stockholder Information Supplement [Document Identifier 420]	
13. Participating Opinion for Exhibit 5 [Document Identifier 371]	
14. Non-Guaranteed Opinion for Exhibit 5 [Document Identifier 370]	
16. Relief from the five-year rotation requirement for lead audit partner [Document Identifier 224]	
17. Relief from the one-year cooling off period for independent CPA [Document Identifier 225]	
18. Relief from the Requirements for Audit Committees [Document Identifier 226]	

SUPPLEMENTAL EXHIBITS AND SCHEDULES INTERROGATORIES

19. Market Conduct Annual Statement (MCAS) Premium Exhibit for Year
[Document Identifier 600]



20. Long-Term Care Experience Reporting Forms [Document Identifier 306]



21. Life Supplement [Document Identifier 211]





SUPPLEMENT FOR THE YEAR 2023 OF THE SilverScript Insurance Company
MEDICARE SUPPLEMENT INSURANCE EXPERIENCE EXHIBIT

For The Year Ended December 31, 2023
 (To Be Filed by March 1)

FOR THE STATE OF Michigan.....
 NAIC Group Code 0001 NAIC Company Code 12575
 ADDRESS (City, State and Zip Code) Franklin , TN 37064
 Person Completing This Exhibit Brandon Morgan
 Title Actuarial Director Telephone Number 401-746-7287

1 Compliance with OBRA	2 Policy Form Number	3 Standardized Medicare Supplement Benefit Plan	4 Medicare Select	5 Plan Characteristics	6 Date Approved	7 Date Approval Withdrawn	8 Date Last Amended	9 Date Closed	10 Policy Marketing Trade Name	Policies Issued Through 2020				Policies Issued in 2021; 2022; 2023			
										11 Premiums Earned	12 Incurred Claims		14 Number of Covered Lives	15 Premiums Earned	16 Incurred Claims		18 Number of Covered Lives
											12 Amount	13 Percent of Premiums Earned			16 Amount	17 Percent of Premiums Earned	
YES	SLVDTC19F	F	NO	0034000	04/06/2023				Medicare Supplement Insurance	0	0	0.0	0	552	15	2.7	3
YES	SLVDTC19G	G	NO	0034000	04/06/2023				Medicare Supplement Insurance	0	0	0.0	0	3,434	21,295	620.1	10
YES	SLVDTC19N	N	NO	0034000	04/06/2023				Medicare Supplement Insurance	0	0	0.0	0	2,498	2,408	96.4	13
0199999. Total Experience on Individual Policies										0	0	0.0	0	6,484	23,718	365.8	26

GENERAL INTERROGATORIES

1. If response in Column 1 is no, give full and complete details
2. Claims address and contact person provided to the Secretary of Health and Human Services as required by 42 U.S.C. 1395ss(c)(3)(E) for this state.
 2.1 Address: Franklin , TN 37064
- 2.2 Contact Person and Phone Number: Adam Wood
3. Billing address and contact person for user fees established under 41 U.S.C. 1395u(h)(3)(B).
 3.1 Address: Hartford , CT 06156
- 3.2 Contact Person and Phone Number: Xiaoqi Wang 401-770-9669
4. Explain any policies identified above as policy type "O".



SUPPLEMENT FOR THE YEAR 2023 OF THE SilverScript Insurance Company
MEDICARE SUPPLEMENT INSURANCE EXPERIENCE EXHIBIT

For The Year Ended December 31, 2023
 (To Be Filed by March 1)

FOR THE STATE OF Tennessee.....
 NAIC Group Code 0001 NAIC Company Code 12575
 ADDRESS (City, State and Zip Code) Franklin , TN 37064
 Person Completing This Exhibit Brandon Morgan
 Title Actuarial Director Telephone Number 401-746-7287

1 Compliance with OBRA	2 Policy Form Number	3 Standardized Medicare Supplement Benefit Plan	4 Medicare Select	5 Plan Characteristics	6 Date Approved	7 Date Approval Withdrawn	8 Date Last Amended	9 Date Closed	10 Policy Marketing Trade Name	Policies Issued Through 2020				Policies Issued in 2021; 2022; 2023			
										11 Premiums Earned	12 Incurred Claims		14 Number of Covered Lives	15 Premiums Earned	16 Incurred Claims		18 Number of Covered Lives
											12 Amount	13 Percent of Premiums Earned			16 Amount	17 Percent of Premiums Earned	
YES	SLVDTC19F	F	NO	0034000					Medicare Supplement Insurance	8,681	7,162	82.5	4	2,146	642	29.9	6
YES	SLVDTC19G	G	NO	0034000					Medicare Supplement Insurance	1,399	117	8.4	1	4,897	5,845	119.4	19
YES	SLVDTC19N	N	NO	0034000					Medicare Supplement Insurance	0	0	0.0	0	152	0	0.0	2
0199999. Total Experience on Individual Policies										10,080	7,279	72.2	5	7,195	6,487	90.2	27

GENERAL INTERROGATORIES

1. If response in Column 1 is no, give full and complete details
2. Claims address and contact person provided to the Secretary of Health and Human Services as required by 42 U.S.C. 1395ss(c)(3)(E) for this state.
 2.1 Address: Franklin , TN 37064
- 2.2 Contact Person and Phone Number: Adam Wood
3. Billing address and contact person for user fees established under 41 U.S.C. 1395u(h)(3)(B).
 3.1 Address: Hartford , CT 06156
- 3.2 Contact Person and Phone Number: Xiaoqi Wang 401-770-9669
4. Explain any policies identified above as policy type "O".



SUPPLEMENT FOR THE YEAR 2023 OF THE SilverScript Insurance Company
MEDICARE PART D COVERAGE SUPPLEMENT
 (Net of Reinsurance)

NAIC Group Code 0001

(To Be Filed by March 1)

NAIC Company Code 12575

	Individual Coverage		Group Coverage		5 Total Cash
	1 Insured	2 Uninsured	3 Insured	4 Uninsured	
1. Premiums Collected					
1.1 Standard Coverage					
1.11 With Reinsurance Coverage	1,096,643,154	XXX		XXX	1,096,643,154
1.12 Without Reinsurance Coverage	0	XXX	74,311,187	XXX	74,311,187
1.13 Risk-Corridor Payment Adjustments	7,171,061	XXX		XXX	7,171,061
1.2 Supplemental Benefits	381,792,394	XXX		XXX	381,792,394
2. Premiums Due and Uncollected-change					
2.1 Standard Coverage					
2.11 With Reinsurance Coverage	10,892,174	XXX		XXX	XXX
2.12 Without Reinsurance Coverage	0	XXX	2,153,485	XXX	XXX
2.2 Supplemental Benefits	3,106,302	XXX		XXX	XXX
3. Unearned Premium and Advance Premium-change					
3.1 Standard Coverage					
3.11 With Reinsurance Coverage	13,057,410	XXX		XXX	XXX
3.12 Without Reinsurance Coverage		XXX	661,121	XXX	XXX
3.2 Supplemental Benefits		XXX		XXX	XXX
4. Risk-Corridor Payment Adjustments-change					
4.1 Receivable	(1,393,154)	XXX		XXX	XXX
4.2 Payable	11,995,502	XXX		XXX	XXX
5. Earned Premiums					
5.1 Standard Coverage					
5.11 With Reinsurance Coverage	1,094,477,918	XXX	0	XXX	XXX
5.12 Without Reinsurance Coverage	0	XXX	75,803,551	XXX	XXX
5.13 Risk-Corridor Payment Adjustments	17,773,409	XXX	0	XXX	XXX
5.2 Supplemental Benefits	384,898,696	XXX	0	XXX	XXX
6. Total Premiums	1,497,150,023	XXX	75,803,551	XXX	1,559,917,796
7. Claims Paid					
7.1 Standard Coverage					
7.11 With Reinsurance Coverage	1,079,559,874	XXX		XXX	1,079,559,874
7.12 Without Reinsurance Coverage		XXX	62,441,308	XXX	62,441,308
7.2 Supplemental Benefits	284,255,677	XXX		XXX	284,255,677
8. Claim Reserves and Liabilities-change					
8.1 Standard Coverage					
8.11 With Reinsurance Coverage	(3,938,651)	XXX		XXX	XXX
8.12 Without Reinsurance Coverage	(977,989)	XXX		XXX	XXX
8.2 Supplemental Benefits		XXX		XXX	XXX
9. Health Care Receivables-change					
9.1 Standard Coverage					
9.11 With Reinsurance Coverage	159,690,359	XXX		XXX	XXX
9.12 Without Reinsurance Coverage		XXX	4,790,855	XXX	XXX
9.2 Supplemental Benefits	55,846,973	XXX		XXX	XXX
10. Claims Incurred					
10.1 Standard Coverage					
10.11 With Reinsurance Coverage	915,930,864	XXX	0	XXX	XXX
10.12 Without Reinsurance Coverage	(977,989)	XXX	57,650,453	XXX	XXX
10.2 Supplemental Benefits	228,408,704	XXX	0	XXX	XXX
11. Total Claims	1,143,361,579	XXX	57,650,453	XXX	1,426,256,859
12. Reinsurance Coverage and Low Income Cost Sharing					
12.1 Claims Paid - Net of Reimbursements Applied	XXX	(1,267,585,552)	XXX	460,388,468	(807,197,084)
12.2 Reimbursements Received but Not Applied-change	XXX		XXX		0
12.3 Reimbursements Receivable-change	XXX	(1,267,585,552)	XXX	460,388,468	XXX
12.4 Health Care Receivables-change	XXX		XXX		XXX
13. Aggregate Policy Reserves-change					XXX
14. Expenses Paid	304,409,593	XXX	15,412,836	XXX	319,822,429
15. Expenses Incurred	308,741,512	XXX	15,632,169	XXX	XXX
16. Underwriting Gain/Loss	45,046,932	XXX	2,520,929	XXX	XXX
17. Cash Flow Results	XXX	XXX	XXX	XXX	621,035,592