



ANNUAL STATEMENT
FOR THE YEAR ENDING DECEMBER 31, 2021
OF THE CONDITION AND AFFAIRS OF THE

QCA Health Plan, Inc.

(Name)

NAIC Group Code 01295, 01295 NAIC Company Code 95448 Employer's ID Number 71-0794605

Organized under the Laws of Arkansas, State of Domicile or Port of Entry Arkansas

Country of Domicile United States

Licensed as business type: Life, Accident & Health [], Property/Casualty [], Hospital, Medical & Dental Service or Indemnity [], Dental Service Corporation [], Vision Service Corporation [], Health Maintenance Organization [X], Other [], Is HMO, Federally Qualified? Yes [] No []

Incorporated/Organized 04/08/1996 Commenced Business 07/31/1996

Statutory Home Office 1 Allied Drive Suite 2520, Little Rock, AR, US 72202

Main Administrative Office 7700 Forsyth Blvd, Saint Louis, MO, US 63105, 314-725-4477

Mail Address 7700 Forsyth Blvd, Saint Louis, MO, US 63105

Primary Location of Books and Records 7700 Forsyth Blvd, Saint Louis, MO, US 63105, 314-725-4477

Internet Web Site Address www.qualchoice.com

Statutory Statement Contact Clinton Brant, 314-519-1099, clinton.r.brant@centene.com, 314-725-4658

OFFICERS

Name Title Name Title
John P. Ryan President Thomas P. Wise Vice President
Chris J. Perry Treasurer Tricia L. Dinkelman Vice President of Tax

OTHER OFFICERS

Janet R. Alonzo Secretary

DIRECTORS OR TRUSTEES

Thomas P. Wise Chris J. Perry John P. Ryan

State of ss
County of

The officers of this reporting entity being duly sworn, each depose and say that they are the described officers of said reporting entity, and that on the reporting period stated above, all of the herein described assets were the absolute property of the said reporting entity, free and clear from any liens or claims thereon, except as herein stated, and that this statement, together with related exhibits, schedules and explanations therein contained, annexed or referred to, is a full and true statement of all the assets and liabilities and of the condition and affairs of the said reporting entity as of the reporting period stated above, and of its income and deductions therefrom for the period ended, and have been completed in accordance with the NAIC Annual Statement Instructions and Accounting Practices and Procedures manual except to the extent that: (1) state law may differ; or, (2) that state rules or regulations require differences in reporting not related to accounting practices and procedures, according to the best of their information, knowledge and belief, respectively. Furthermore, the scope of this attestation by the described officers also includes the related corresponding electronic filing with the NAIC, when required, that is an exact copy (except for formatting differences due to electronic filing) of the enclosed statement. The electronic filing may be requested by various regulators in lieu of or in addition to the enclosed statement.

John P. Ryan
President

Thomas P. Wise
Vice President

Chris J. Perry
Treasurer

Subscribed and sworn to before me this day of

- a. Is this an original filing? Yes [X] No []
b. If no:
1. State the amendment number
2. Date filed
3. Number of pages attached

ANNUAL STATEMENT FOR THE YEAR 2021 OF THE QCA Health Plan, Inc.

EXHIBIT 3A – ANALYSIS OF HEALTH CARE RECEIVABLES COLLECTED AND ACCRUED

Type of Health Care Receivable	Health Care Receivables Collected or Offset During the Year		Health Care Receivables Accrued as of December 31 of Current Year		5 Health Care Receivables from Prior Years (Cols. 1 + 3)	6 Estimated Health Care Receivables Accrued as of December 31 of Prior Year
	1 On Amounts Accrued Prior to January 1 of Current Year	2 On Claims Accrued During the Year	3 On Amounts Accrued December 31 of Prior Year	4 On Amounts Accrued During the Year		
1. Pharmaceutical rebate receivables	10,623,599	10,036,170	52,033	8,826,115	10,675,632	8,291,569
2. Claim overpayment receivables			153,360		153,360	
3. Loans and advances to providers0	
4. Capitation arrangement receivables0	
5. Risk sharing receivables0	
6. Other health care receivables0	
7. Totals (Lines 1 through 6)	10,623,599	10,036,170	205,393	8,826,115	10,828,992	8,291,569

Note that the accrued amounts in columns 3, 4 and 6 are the total health care receivables, not just the admitted portion.

EXHIBIT 8 – FURNITURE, EQUIPMENT AND SUPPLIES OWNED

Description	1 Cost	2 Improvements	3 Accumulated Depreciation	4 Book Value Less Encumbrances	5 Assets Not Admitted	6 Net Admitted Assets
1. Administrative furniture and equipment	NONE					
2. Medical furniture, equipment and fixtures						
3. Pharmaceuticals and surgical supplies						
4. Durable medical equipment						
5. Other property and equipment						
6. Total	0	0	0	0	0	0



ANNUAL STATEMENT FOR THE YEAR 2021 OF THE QCA Health Plan, Inc.

EXHIBIT OF PREMIUMS, ENROLLMENT AND UTILIZATION (a)

REPORT FOR: 1. CORPORATION

QCA Health Plan, Inc.

2.

(LOCATION)

NAIC Group Code	01295	BUSINESS IN THE STATE OF Arkansas		DURING THE YEAR 2021						NAIC Company Code		95448
	1 Total	Comprehensive (Hospital & Medical)		4 Medicare Supplement	5 Vision Only	6 Dental Only	7 Federal Employees Health Benefit Plan	8 Title XVIII Medicare	9 Title XIX Medicaid	10 Other		
		2 Individual	3 Group									
Total Members at end of:												
1. Prior Year	66,396	45,890	19,879				627					
2. First Quarter	62,791	44,327	17,832				632					
3. Second Quarter	61,302	43,187	17,483				632					
4. Third Quarter	60,616	42,914	17,059				643					
5. Current Year	61,587	43,811	17,132				644					
6. Current Year Member Months	742,461	525,324	209,497				7,640					
Total Member Ambulatory Encounters for Year:												
7. Physician	171,831	15,516	150,232				6,083					
8. Non-Physician	315,774	26,758	278,897				10,119					
9. Total	487,605	42,274	429,129	0	0	0	16,202	0	0	0		
10. Hospital Patient Days Incurred	36,316	31,769	4,189				358					
11. Number of Inpatient Admissions	7,030	6,163	825				42					
12. Health Premiums Written (b)	328,299,168	239,794,241	84,967,767				3,537,160					
13. Life Premiums Direct	0											
14. Property/Casualty Premiums Written	0											
15. Health Premiums Earned	328,299,168	239,794,241	84,967,767				3,537,160					
16. Property/Casualty Premiums Earned	0											
17. Amount Paid for Provision of Health Care Services	294,342,196	233,035,543	59,894,278				1,412,375					
18. Amount Incurred for Provision of Health Care Services	232,710,410	162,440,456	69,103,343				1,166,611					

(a) For health business: number of persons insured under PPO managed care products0 and number of persons insured under indemnity only products0

(b) For health premiums written: amount of Medicare Title XVIII exempt from state taxes or fees \$0

30 AR



ANNUAL STATEMENT FOR THE YEAR 2021 OF THE QCA Health Plan, Inc.

EXHIBIT OF PREMIUMS, ENROLLMENT AND UTILIZATION (a)

REPORT FOR: 1. CORPORATION

QCA Health Plan, Inc.

2.

NAIC Group Code	01295	BUSINESS IN THE STATE OF Consolidated		DURING THE YEAR 2021							(LOCATION)	
				Comprehensive (Hospital & Medical)		4	5	6	7	8	9	10
				2	3							
	Total	Individual	Group	Medicare Supplement	Vision Only	Dental Only	Federal Employees Health Benefit Plan	Title XVIII Medicare	Title XIX Medicaid	Other		
Total Members at end of:												
1. Prior Year	66,396	45,890	19,879	.0	.0	.0	627	.0	.0	.0		
2. First Quarter	62,791	44,327	17,832	.0	.0	.0	632	.0	.0	.0		
3. Second Quarter	61,302	43,187	17,483	.0	.0	.0	632	.0	.0	.0		
4. Third Quarter	60,616	42,914	17,059	.0	.0	.0	643	.0	.0	.0		
5. Current Year	61,587	43,811	17,132	0	0	0	644	0	0	0		
6. Current Year Member Months	742,461	525,324	209,497	0	0	0	7,640	0	0	0		
Total Member Ambulatory Encounters for Year:												
7. Physician	171,831	15,516	150,232	.0	.0	.0	6,083	.0	.0	.0		
8. Non-Physician	315,774	26,758	278,897	0	0	0	10,119	0	0	0		
9. Total	487,605	42,274	429,129	0	0	0	16,202	0	0	0		
10. Hospital Patient Days Incurred	36,316	31,769	4,189	0	0	0	358	0	0	0		
11. Number of Inpatient Admissions	7,030	6,163	825	0	0	0	42	0	0	0		
12. Health Premiums Written (b)	328,299,168	239,794,241	84,967,767	.0	.0	.0	3,537,160	.0	.0	.0		
13. Life Premiums Direct	0	.0	.0	.0	.0	.0	.0	.0	.0	.0		
14. Property/Casualty Premiums Written	0	.0	.0	.0	.0	.0	.0	.0	.0	.0		
15. Health Premiums Earned	328,299,168	239,794,241	84,967,767	.0	.0	.0	3,537,160	.0	.0	.0		
16. Property/Casualty Premiums Earned	0	0	0	0	0	0	0	0	0	0		
17. Amount Paid for Provision of Health Care Services	294,342,196	233,035,543	59,894,278	.0	.0	.0	1,412,375	.0	.0	.0		
18. Amount Incurred for Provision of Health Care Services	232,710,410	162,440,456	69,103,343	0	0	0	1,166,611	0	0	0		

(a) For health business: number of persons insured under PPO managed care products0 and number of persons insured under indemnity only products0

(b) For health premiums written: amount of Medicare Title XVIII exempt from state taxes or fees \$0

30.GT

Schedule S - Part 1 - Section 2

NONE

Schedule S - Part 2

NONE

Schedule S - Part 4

NONE

Schedule S - Part 5

NONE

SCHEDULE S – PART 6

Five-Year Exhibit of Reinsurance Ceded Business
(\$000 Omitted)

	1 2021	2 2020	3 2019	4 2018	5 2017
A. OPERATIONS ITEMS					
1. Premiums.....	82	1,433	606	1,182	1,781
2. Title XVIII-Medicare.....	0	0	0	0	0
3. Title XIX-Medicaid.....	0	0	0	0	0
4. Commissions and reinsurance expense allowance.....	0	0	0	0	0
5. Total hospital and medical expenses.....	0	0	0	0	0
B. BALANCE SHEET ITEMS					
6. Premiums receivable.....	0	0	0	0	0
7. Claims payable.....	0	0	0	0	0
8. Reinsurance recoverable on paid losses.....	0	2,086	734	34	1,008
9. Experience rating refunds due or unpaid.....	0	0	0	0	0
10. Commissions and reinsurance expense allowances due.....	0	0	0	0	0
11. Unauthorized reinsurance offset.....	0	0	0	0	0
12. Offset for reinsurance with Certified Reinsurers.....	0	0	0	0	0
C. UNAUTHORIZED REINSURANCE (DEPOSITS BY AND FUNDS WITHHELD FROM)					
13. Funds deposited by and withheld from (F).....	0	0	0	0	0
14. Letters of credit (L).....	0	0	0	0	0
15. Trust agreements (T).....	0	0	0	0	0
16. Other (O).....	0	0	0	0	0
D. REINSURANCE WITH CERTIFIED REINSURERS (DEPOSITS BY AND FUNDS WITHHELD FROM)					
17. Multiple Beneficiary Trust.....	0	0	0	0	0
18. Funds deposited by and withheld from (F).....	0	0	0	0	0
19. Letters of credit (L).....	0	0	0	0	0
20. Trust agreements (T).....	0	0	0	0	0
21. Other (O).....	0	0	0	0	0

SCHEDULE S - PART 7

Restatement of Balance Sheet to Identify Net Credit For Ceded Reinsurance

	1	2	3
	As Reported (net of ceded)	Restatement Adjustments	Restated (gross of ceded)
ASSETS (Page 2, Col. 3)			
1. Cash and invested assets (Line 12)	94,182,312		94,182,312
2. Accident and health premiums due and unpaid (Line 15).....	13,149,068		13,149,068
3. Amounts recoverable from reinsurers (Line 16.1).....	0		0
4. Net credit for ceded reinsurance.....	XXX	0	0
5. All other admitted assets (Balance).....	26,021,815		26,021,815
6. Total assets (Line 28)	133,353,195	0	133,353,195
LIABILITIES, CAPITAL AND SURPLUS (Page 3)			
7. Claims unpaid (Line 1).....	30,629,959	0	30,629,959
8. Accrued medical incentive pool and bonus payments (Line 2).....	161,236		161,236
9. Premiums received in advance (Line 8).....	2,506,551		2,506,551
10. Funds held under reinsurance treaties with authorized and unauthorized reinsurers (Line 19, first inset amount plus second inset amount).....	0		0
11. Reinsurance in unauthorized companies (Line 20 minus inset amount).....	0		0
12. Reinsurance with Certified Reinsurers (Line 20 inset amount).....	0		0
13. Funds held under reinsurance treaties with Certified Reinsurers (Line 19 third inset amount).....	0		0
14. All other liabilities (Balance).....	27,152,145		27,152,145
15. Total liabilities (Line 24).....	60,449,891	0	60,449,891
16. Total capital and surplus (Line 33).....	72,903,301	XXX	72,903,301
17. Total liabilities, capital and surplus (Line 34)	133,353,192	0	133,353,192
NET CREDIT FOR CEDED REINSURANCE			
18. Claims unpaid.....	0		
19. Accrued medical incentive pool.....	0		
20. Premiums received in advance	0		
21. Reinsurance recoverable on paid losses	0		
22. Other ceded reinsurance recoverables	0		
23. Total ceded reinsurance recoverables	0		
24. Premiums receivable	0		
25. Funds held under reinsurance treaties with authorized and unauthorized reinsurers	0		
26. Unauthorized reinsurance	0		
27. Reinsurance with Certified Reinsurers.....	0		
28. Funds held under reinsurance treaties with Certified Reinsurers.....	0		
29. Other ceded reinsurance payables/offsets	0		
30. Total ceded reinsurance payables/offsets	0		
31. Total net credit for ceded reinsurance	0		

ANNUAL STATEMENT FOR THE YEAR 2021 OF THE QCA Health Plan, Inc.

**SCHEDULE T – PART 2
INTERSTATE COMPACT – EXHIBIT OF PREMIUMS WRITTEN**

Allocated By States and Territories

States, Etc.		Direct Business Only					Totals
		1 Life (Group and Individual)	2 Annuities (Group and Individual)	3 Disability Income (Group and Individual)	4 Long-Term Care (Group and Individual)	5 Deposit-Type Contracts	
1. Alabama	AL						0
2. Alaska	AK						0
3. Arizona	AZ						0
4. Arkansas	AR						0
5. California	CA						0
6. Colorado	CO						0
7. Connecticut	CT						0
8. Delaware	DE						0
9. District of Columbia	DC						0
10. Florida	FL						0
11. Georgia	GA						0
12. Hawaii	HI						0
13. Idaho	ID						0
14. Illinois	IL						0
15. Indiana	IN						0
16. Iowa	IA						0
17. Kansas	KS						0
18. Kentucky	KY						0
19. Louisiana	LA						0
20. Maine	ME						0
21. Maryland	MD						0
22. Massachusetts	MA						0
23. Michigan	MI						0
24. Minnesota	MN						0
25. Mississippi	MS						0
26. Missouri	MO						0
27. Montana	MT						0
28. Nebraska	NE						0
29. Nevada	NV						0
30. New Hampshire	NH						0
31. New Jersey	NJ						0
32. New Mexico	NM						0
33. New York	NY						0
34. North Carolina	NC						0
35. North Dakota	ND						0
36. Ohio	OH						0
37. Oklahoma	OK						0
38. Oregon	OR						0
39. Pennsylvania	PA						0
40. Rhode Island	RI						0
41. South Carolina	SC						0
42. South Dakota	SD						0
43. Tennessee	TN						0
44. Texas	TX						0
45. Utah	UT						0
46. Vermont	VT						0
47. Virginia	VA						0
48. Washington	WA						0
49. West Virginia	WV						0
50. Wisconsin	WI						0
51. Wyoming	WY						0
52. American Samoa	AS						0
53. Guam	GU						0
54. Puerto Rico	PR						0
55. US Virgin Islands	VI						0
56. Northern Mariana Islands	MP						0
57. Canada	CAN						0
58. Aggregate Other Alien	OT						0
59. Totals		0	0	0	0	0	0

ANNUAL STATEMENT FOR THE YEAR 2021 OF THE QCA Health Plan, Inc.

SCHEDULE Y
PART 1A – DETAIL OF INSURANCE HOLDING COMPANY SYSTEM

1	2	3	4	5	6	7	8	9	10	11	12	13	14	15	16
Group Code	Group Name	NAIC Company Code	ID Number	Federal RSSD	CIK	Name of Securities Exchange if Publicly Traded (U.S. or International)	Names of Parent, Subsidiaries Or Affiliates	Domiciliary Location	Relationship to Reporting Entity	Directly Controlled by (Name of Entity/Person)	Type of Control (Ownership, Board, Management, Attorney-in-Fact, Influence, Other)	If Control is Ownership Provide Percentage	Ultimate Controlling Entity(ies)/Person(s)	Is an SCA Filing Required? (Yes/No)	*
01295	Centene Corporation	00000	42-1406317		0001071739	New York Stock Exchange	Centene Corporation	DE	UIP	Shareholders/Board of Directors	Shareholders/Board of Directors	100.0	Shareholders/Board of Directors	NO	.0
01295	Centene Corporation	71013	39-0993433				Bankers Reserve Life Insurance Company of Wisconsin	WI	IA	Centene Corporation	Ownership	100.0	Centene Corporation	YES	.0
01295	Centene Corporation	00000	46-2860967				Health Plan Real Estate Holding, Inc	MO	NIA	Insurance Company of Wisconsin	Ownership	17.0	Centene Corporation	NO	.0
01295	Centene Corporation	12315	20-3174593				Peach State Health Plan, Inc	GA	IA	Centene Corporation	Ownership	100.0	Centene Corporation	YES	.0
01295	Centene Corporation	00000	46-2860967				Health Plan Real Estate Holding, Inc	MO	NIA	Peach State Health Plan, Inc	Ownership	21.0	Centene Corporation	NO	.0
01295	Centene Corporation	15713	46-4829006				Iowa Total Care, Inc	IA	IA	Centene Corporation	Ownership	100.0	Centene Corporation	NO	.0
01295	Centene Corporation	11834	32-0045282				Buckeye Community Health Plan, Inc	OH	IA	Centene Corporation	Ownership	100.0	Centene Corporation	YES	.0
01295	Centene Corporation	00000	46-2860967				Health Plan Real Estate Holding, Inc	MO	NIA	Buckeye Community Health Plan, Inc	Ownership	18.0	Centene Corporation	NO	.0
01295	Centene Corporation	12959	20-5693998				Absolute Total Care, Inc	SC	IA	Centene Corporation	Ownership	100.0	Centene Corporation	YES	.0
01295	Centene Corporation	00000	46-2860967				Health Plan Real Estate Holding, Inc	MO	NIA	Absolute Total Care, Inc	Ownership	1.0	Centene Corporation	NO	.0
01295	Centene Corporation	95831	39-1821211				Coordinated Care Corporation d/b/a Managed Health Services	IN	IA	Centene Corporation	Ownership	100.0	Centene Corporation	YES	.0
01295	Centene Corporation	00000	46-2860967				Health Plan Real Estate Holding, Inc	MO	NIA	Coordinated Care Corporation d/b/a Managed Health Services	Ownership	15.0	Centene Corporation	NO	.0
01295	Centene Corporation	00000	46-5523218				Healthy Washington Holdings, Inc	DE	NIA	Centene Corporation	Ownership	100.0	Centene Corporation	NO	.0
01295	Centene Corporation	15352	46-2578279				Coordinated Care of Washington, Inc	WA	IA	Healthy Washington Holdings, Inc	Ownership	100.0	Centene Corporation	NO	.0
01295	Centene Corporation	96822	39-1678579				Managed Health Services Insurance Corp	WI	IA	Centene Corporation	Ownership	100.0	Centene Corporation	YES	.0
01295	Centene Corporation	00000	46-2860967				Health Plan Real Estate Holding, Inc	MO	NIA	Managed Health Services Insurance Corp	Ownership	2.0	Centene Corporation	NO	.0
01295	Centene Corporation	60078	86-0819817				Hallmark Life Insurance Co	AZ	IA	Centene Corporation	Ownership	100.0	Centene Corporation	NO	.0
01295	Centene Corporation	95647	74-2770542				Superior HealthPlan, Inc	TX	IA	Centene Corporation	Ownership	100.0	Centene Corporation	YES	.0
01295	Centene Corporation	00000	46-2860967				Health Plan Real Estate Holding, Inc	MO	NIA	Superior HealthPlan, Inc	Ownership	21.0	Centene Corporation	NO	.0
01295	Centene Corporation	00000	27-0916294				Healthy Louisiana Holdings LLC	DE	NIA	Centene Corporation	Ownership	100.0	Centene Corporation	NO	.0
01295	Centene Corporation	13970	27-1287287				Louisiana Healthcare Connections, Inc	LA	IA	Healthy Louisiana Holdings LLC	Ownership	100.0	Centene Corporation	NO	.0
01295	Centene Corporation	13923	20-8570212				Magnolia Health Plan Inc	MS	IA	Centene Corporation	Ownership	100.0	Centene Corporation	NO	.0
01295	Centene Corporation	00000	26-0557093				Sunshine Health Holding LLC	FL	NIA	Centene Corporation	Ownership	100.0	Centene Corporation	NO	.0

ANNUAL STATEMENT FOR THE YEAR 2021 OF THE QCA Health Plan, Inc.

SCHEDULE Y
PART 1A – DETAIL OF INSURANCE HOLDING COMPANY SYSTEM

1	2	3	4	5	6	7	8	9	10	11	12	13	14	15	16
Group Code	Group Name	NAIC Company Code	ID Number	Federal RSSD	CIK	Name of Securities Exchange if Publicly Traded (U.S. or International)	Names of Parent, Subsidiaries Or Affiliates	Domiciliary Location	Relationship to Reporting Entity	Directly Controlled by (Name of Entity/Person)	Type of Control (Ownership, Board, Management, Attorney-in-Fact, Influence, Other)	If Control is Ownership Provide Percentage	Ultimate Controlling Entity(ies)/Person(s)	Is an SCA Filing Required? (Yes/No)	*
01295	Centene Corporation	13148	20-8937577				Sunshine State Health Plan, Inc.	FL	IA	Sunshine Health Holding LLC	Ownership	50.0	Centene Corporation	NO	.0
01295	Centene Corporation	14100	45-1294925				Kentucky Spirit Health Plan, Inc.	KY	IA	Centene Corporation	Ownership	100.0	Centene Corporation	NO	.0
01295	Centene Corporation	00000	45-5070230				Healthy Missouri Holding, Inc.	MO	NIA	Centene Corporation	Ownership	95.0	Centene Corporation	NO	.0
01295	Centene Corporation	14218	45-2798041				Home State Health Plan, Inc.	MO	IA	Healthy Missouri Holding, Inc.	Ownership	100.0	Centene Corporation	YES	.0
01295	Centene Corporation	00000	46-2860967				Health Plan Real Estate Holding, Inc.	MO	NIA	Home State Health Plan, Inc.	Ownership	5.0	Centene Corporation	NO	.0
01295	Centene Corporation	14345	45-3276702				Sunflower State Health Plan, Inc.	KS	IA	Centene Corporation	Ownership	100.0	Centene Corporation	NO	.0
01295	Centene Corporation	14226	45-4792498				Granite State Health Plan, Inc.	NH	IA	Centene Corporation	Ownership	100.0	Centene Corporation	NO	.0
01295	Centene Corporation	00000	46-0907261				California Health and Wellness Plan	CA	NIA	Centene Corporation	Ownership	100.0	Centene Corporation	NO	.0
01295	Centene Corporation	10769	30-0312489				Michigan Complete Health, Inc.	MI	IA	Centene Corporation	Ownership	100.0	Centene Corporation	NO	.0
01295	Centene Corporation	16351	45-5583511				Western Sky Community Care, Inc.	NM	IA	Centene Corporation	Ownership	100.0	Centene Corporation	NO	.0
01295	Centene Corporation	00000	26-1849394				Tennessee Total Care, Inc.	TN	NIA	Centene Corporation	Ownership	100.0	Centene Corporation	NO	.0
01295	Centene Corporation	16143	20-4761189				SilverSummit Healthplan, Inc.	NV	IA	Centene Corporation	Ownership	100.0	Centene Corporation	NO	.0
01295	Centene Corporation	00000	22-3292245				University Health Plans, Inc.	NJ	NIA	Centene Corporation	Ownership	100.0	Centene Corporation	NO	.0
01295	Centene Corporation	00000	20-0483299				Agate Resources, Inc.	OR	NIA	Centene Corporation	Ownership	100.0	Centene Corporation	NO	.0
01295	Centene Corporation	12559	42-1694349				Trillium Community Health Plan, Inc.	OR	IA	Agate Resources, Inc.	Ownership	100.0	Centene Corporation	NO	.0
01295	Centene Corporation	15902	47-5123293				Nebraska Total Care, Inc.	NE	IA	Centene Corporation	Ownership	100.0	Centene Corporation	NO	.0
01295	Centene Corporation	16041	47-5340613				Pennsylvania Health & Wellness, Inc.	PA	IA	Centene Corporation	Ownership	100.0	Centene Corporation	NO	.0
01295	Centene Corporation	15912	47-5664832				Superior HealthPlan Community Solutions, Inc.	TX	IA	Centene Corporation	Ownership	100.0	Centene Corporation	NO	.0
01295	Centene Corporation	15927	47-5667095				Sunshine Health Community Solutions, Inc.	FL	IA	Centene Corporation	Ownership	100.0	Centene Corporation	NO	.0
01295	Centene Corporation	16112	47-5664342				Buckeye Health Plan Community Solutions, Inc.	OH	IA	Centene Corporation	Ownership	100.0	Centene Corporation	NO	.0
01295	Centene Corporation	16130	81-1282251				Arkansas Health & Wellness Health Plan, Inc.	AR	IA	Centene Corporation	Ownership	100.0	Centene Corporation	NO	.0
01295	Centene Corporation	00000	38-4042368				Arkansas Total Care Holding Company, LLC	DE	NIA	Arkansas Health & Wellness Health Plan, Inc.	Ownership	49.0	Centene Corporation	NO	.0
01295	Centene Corporation	16256	82-2649097				Arkansas Total Care, Inc.	AR	IA	Arkansas Total Care Holding Company, LLC	Ownership	100.0	Centene Corporation	NO	.0
01295	Centene Corporation	16904	81-3121527				Oklahoma Complete Health Inc.	OK	IA	Centene Corporation	Ownership	100.0	Centene Corporation	NO	.0

ANNUAL STATEMENT FOR THE YEAR 2021 OF THE QCA Health Plan, Inc.

SCHEDULE Y
PART 1A – DETAIL OF INSURANCE HOLDING COMPANY SYSTEM

1	2	3	4	5	6	7	8	9	10	11	12	13	14	15	16
Group Code	Group Name	NAIC Company Code	ID Number	Federal RSSD	CIK	Name of Securities Exchange if Publicly Traded (U.S. or International)	Names of Parent, Subsidiaries Or Affiliates	Domiciliary Location	Relationship to Reporting Entity	Directly Controlled by (Name of Entity/Person)	Type of Control (Ownership, Board, Management, Attorney-in-Fact, Influence, Other)	If Control is Ownership Provide Percentage	Ultimate Controlling Entity(ies)/Person(s)	Is an SCA Filing Required? (Yes/No)	*
01295	Centene Corporation	00000	20-4980875				Bridgeway Health Solutions, LLC	DE	NIA	Centene Corporation	Ownership	100.0	Centene Corporation	NO	.0
01295	Centene Corporation	16310	20-4980818				Bridgeway Health Solutions of Arizona Inc	AZ	IA	Centene Corporation	Ownership	100.0	Centene Corporation	NO	.0
01295	Centene Corporation	00000	36-2979209				Celtic Group, Inc	DE	NIA	Centene Corporation	Ownership	100.0	Centene Corporation	NO	.0
01295	Centene Corporation	80799	06-0641618				Celtic Insurance Company	IL	IA	Celtic Group, Inc	Ownership	100.0	Centene Corporation	NO	.0
01295	Centene Corporation	15762	35-2525384				Ambetter of Magnolia Inc	MS	IA	Celtic Insurance Company	Ownership	100.0	Centene Corporation	NO	.0
01295	Centene Corporation	15729	36-4802632				Ambetter of Peach State Inc	GA	IA	Celtic Insurance Company	Ownership	100.0	Centene Corporation	NO	.0
01295	Centene Corporation	00000	27-2221367				Novasys Health, Inc	DE	NIA	Celtic Group, Inc	Ownership	100.0	Centene Corporation	NO	.0
01295	Centene Corporation	00000	26-4278205				CeltiCare Health Plan Holdings LLC	DE	NIA	Celtic Group, Inc	Ownership	100.0	Centene Corporation	NO	.0
01295	Centene Corporation	13632	26-4818440				CeltiCare Health Plan of Massachusetts, Inc	MA	IA	CeltiCare Health Plan Holdings LLC	Ownership	100.0	Centene Corporation	NO	.0
01295	Centene Corporation	00000	39-1864073				Centene Management Company LLC	WI	NIA	Centene Corporation	Ownership	100.0	Centene Corporation	NO	.0
01295	Centene Corporation	00000	20-0057283				CMC Real Estate Company, LLC	DE	NIA	Centene Management Company LLC	Ownership	100.0	Centene Corporation	NO	.0
01295	Centene Corporation	00000	26-4094682				Centene Center LLC	DE	NIA	CMC Real Estate Company, LLC	Ownership	100.0	Centene Corporation	NO	.0
01295	Centene Corporation	00000	82-1816153				Centene Center I, LLC	DE	NIA	CMC Real Estate Company, LLC	Ownership	100.0	Centene Corporation	NO	.0
01295	Centene Corporation	00000	47-5156015				Centene Center II, LLC	DE	NIA	CMC Real Estate Company, LLC	Ownership	100.0	Centene Corporation	NO	.0
01295	Centene Corporation	00000	85-1711857				7676 Management, LLC	MO	NIA	CMC Real Estate Company, LLC	Ownership	100.0	Centene Corporation	NO	.0
01295	Centene Corporation	00000	85-1724287				7676 Forsyth, LLC	MO	NIA	7676 Management, LLC	Ownership	100.0	Centene Corporation	NO	.0
01295	Centene Corporation	00000					TRMEB, LLC	MO	NIA	CMC Real Estate Company, LLC	Ownership	100.0	Centene Corporation	NO	.0
01295	Centene Corporation	00000	82-2761995				Illinois Health Practice Alliance, LLC	DE	NIA	Centene Management Company LLC	Ownership	50.0	Centene Corporation	NO	.0
01295	Centene Corporation	00000	46-2798132				Lifeshare Management Group, LLC	NH	NIA	Centene Corporation	Ownership	100.0	Centene Corporation	NO	.0
01295	Centene Corporation	00000	38-4042368				Arkansas Total Care Holding Company, LLC	DE	NIA	Lifeshare Management Group, LLC	Ownership	25.0	Centene Corporation	NO	.0
01295	Centene Corporation	00000	20-2074217				CCTX Holdings, LLC	DE	NIA	Centene Corporation	Ownership	100.0	Centene Corporation	NO	.0
01295	Centene Corporation	00000	74-2810404				Centene Company of Texas, LP	TX	NIA	CCTX Holdings, LLC	Ownership	1.0	Centene Corporation	NO	.0
01295	Centene Corporation	00000	20-2074277				Centene Holdings, LLC	DE	NIA	Centene Corporation	Ownership	100.0	Centene Corporation	NO	.0
01295	Centene Corporation	00000	74-2810404				Centene Company of Texas, LP	TX	NIA	Centene Holdings, LLC	Ownership	99.0	Centene Corporation	NO	.0

ANNUAL STATEMENT FOR THE YEAR 2021 OF THE QCA Health Plan, Inc.

SCHEDULE Y
PART 1A – DETAIL OF INSURANCE HOLDING COMPANY SYSTEM

1	2	3	4	5	6	7	8	9	10	11	12	13	14	15	16
Group Code	Group Name	NAIC Company Code	ID Number	Federal RSSD	CIK	Name of Securities Exchange if Publicly Traded (U.S. or International)	Names of Parent, Subsidiaries Or Affiliates	Domiciliary Location	Relationship to Reporting Entity	Directly Controlled by (Name of Entity/Person)	Type of Control (Ownership, Board, Management, Attorney-in-Fact, Influence, Other)	If Control is Ownership Provide Percentage	Ultimate Controlling Entity(ies)/Person(s)	Is an SCA Filing Required? (Yes/No)	*
01295	Centene Corporation	00000	43-1795436				MHS Travel & Charter, Inc.	WI	NIA	Centene Corporation	Ownership	100.0	Centene Corporation	NO	.0
01295	Centene Corporation	00000	46-4855483				Health Care Enterprises, LLC	DE	NIA	Centene Corporation	Ownership	100.0	Centene Corporation	NO	.0
01295	Centene Corporation	00000	74-2892993				Integrated Mental Health Management, L.L.C.	TX	NIA	Centene Corporation	Ownership	100.0	Centene Corporation	NO	.0
01295	Centene Corporation	00000	74-2785494				Integrated Mental Health Services	TX	NIA	Centene Corporation	Ownership	100.0	Centene Corporation	NO	.0
01295	Centene Corporation	00000	22-3889471				Envolve Holdings, LLC	DE	NIA	Centene Corporation	Ownership	100.0	Centene Corporation	NO	.0
01295	Centene Corporation	00000	68-0461584				Cenpatico Behavioral Health, LLC	CA	NIA	Envolve Holdings, LLC	Ownership	100.0	Centene Corporation	NO	.0
01295	Centene Corporation	00000	20-1624120				Cenpatico Behavioral Health of Arizona, LLC	AZ	NIA	Envolve Holdings, LLC	Ownership	100.0	Centene Corporation	NO	.0
01295	Centene Corporation	00000	80-0879942				Cenpatico of Arizona Inc	AZ	NIA	Envolve Holdings, LLC	Ownership	100.0	Centene Corporation	NO	.0
01295	Centene Corporation	00000	37-1788565				Envolve, Inc	DE	NIA	Envolve Holdings, LLC	Ownership	100.0	Centene Corporation	NO	.0
01295	Centene Corporation	00000	06-1476380				Envolve PeopleCare, Inc.	DE	NIA	Envolve Holdings, LLC	Ownership	100.0	Centene Corporation	NO	.0
01295	Centene Corporation	00000	61-1846191				Envolve Benefits Options, Inc	DE	NIA	Envolve Holdings, LLC	Ownership	100.0	Centene Corporation	NO	.0
01295	Centene Corporation	00000	20-4730341				Envolve Vision Benefits, Inc	DE	NIA	Envolve Benefits Options, Inc	Ownership	100.0	Centene Corporation	NO	.0
01295	Centene Corporation	95302	75-2592153				Envolve Vision of Texas, Inc	TX	IA	Envolve Vision Benefits, Inc	Ownership	100.0	Centene Corporation	NO	.0
01295	Centene Corporation	00000	20-4773088				Envolve Vision, Inc	DE	NIA	Envolve Vision Benefits, Inc	Ownership	100.0	Centene Corporation	NO	.0
01295	Centene Corporation	00000	83-2460878				Envolve Vision IPA of New York, Inc	NY	NIA	Envolve Vision Benefits, Inc	Ownership	100.0	Centene Corporation	NO	.0
01295	Centene Corporation	00000	65-0094759				Envolve Vision of Florida, Inc	FL	IA	Envolve Vision Benefits, Inc	Ownership	100.0	Centene Corporation	NO	.0
01295	Centene Corporation	00000	20-4861241				Envolve Total Vision, Inc	DE	NIA	Envolve Vision Benefits, Inc	Ownership	100.0	Centene Corporation	NO	.0
01295	Centene Corporation	00000	82-2908582				Envolve Optical, Inc	DE	NIA	Envolve Vision Benefits, Inc	Ownership	100.0	Centene Corporation	NO	.0
01295	Centene Corporation	00000	46-2783884				Envolve Dental, Inc	DE	NIA	Envolve Benefits Options, Inc	Ownership	100.0	Centene Corporation	NO	.0
01295	Centene Corporation	00000	81-2969330				Envolve Dental of Florida, Inc	FL	NIA	Envolve Dental, Inc	Ownership	100.0	Centene Corporation	NO	.0
01295	Centene Corporation	16106	81-2796896				Envolve Dental of Texas, Inc	TX	IA	Envolve Dental, Inc	Ownership	100.0	Centene Corporation	NO	.0
01295	Centene Corporation	00000	83-1464482				Envolve Dental IPA of New York, Inc	NY	NIA	Envolve Dental, Inc	Ownership	100.0	Centene Corporation	NO	.0
01295	Centene Corporation	00000	77-0578529				Envolve Pharmacy Solutions, Inc	DE	NIA	Envolve Holdings, LLC	Ownership	100.0	Centene Corporation	NO	.0

ANNUAL STATEMENT FOR THE YEAR 2021 OF THE QCA Health Plan, Inc.

SCHEDULE Y
PART 1A – DETAIL OF INSURANCE HOLDING COMPANY SYSTEM

1	2	3	4	5	6	7	8	9	10	11	12	13	14	15	16
Group Code	Group Name	NAIC Company Code	ID Number	Federal RSSD	CIK	Name of Securities Exchange if Publicly Traded (U.S. or International)	Names of Parent, Subsidiaries Or Affiliates	Domiciliary Location	Relationship to Reporting Entity	Directly Controlled by (Name of Entity/Person)	Type of Control (Ownership, Board, Management, Attorney-in-Fact, Influence, Other)	If Control is Ownership Provide Percentage	Ultimate Controlling Entity(ies)/Person(s)	Is an SCA Filing Required? (Yes/No)	*
01295	Centene Corporation	00000	46-2307356				Envolve Pharmacy IPA, LLC	NY	IA	Envolve Pharmacy Solutions, Inc.	Ownership	100.0	Centene Corporation	NO	.0
01295	Centene Corporation	00000	27-1339224				MeridianRx, LLC	MI	NIA	Envolve Pharmacy Solutions, Inc.	Ownership	100.0	Centene Corporation	NO	.0
01295	Centene Corporation	00000					MeridianRx IPA, LLC	MI	NIA	MeridianRX, LLC	Ownership	100.0	Centene Corporation	NO	.0
01295	Centene Corporation	00000	83-3612209				MeridianRx of Indiana, LLC	MI	NIA	MeridianRX, LLC	Ownership	100.0	Centene Corporation	NO	.0
01295	Centene Corporation	00000	82-5316510				MHM Services, Inc.	DE	NIA	Centene Corporation	Ownership	100.0	Centene Corporation	NO	.0
01295	Centene Corporation	00000	90-0766502				Centurion LLC	DE	NIA	MHM Services, Inc.	Ownership	100.0	Centene Corporation	NO	.0
01295	Centene Corporation	00000	81-4228054				Centurion of Arizona, LLC	AZ	NIA	Centurion LLC	Ownership	100.0	Centene Corporation	NO	.0
01295	Centene Corporation	00000	47-1686283				Centurion of Vermont, LLC	VT	NIA	Centurion LLC	Ownership	100.0	Centene Corporation	NO	.0
01295	Centene Corporation	00000	47-2967381				Centurion of Mississippi, LLC	MS	NIA	Centurion LLC	Ownership	100.0	Centene Corporation	NO	.0
01295	Centene Corporation	00000	30-0752651				Centurion of Tennessee, LLC	TN	NIA	Centurion LLC	Ownership	100.0	Centene Corporation	NO	.0
01295	Centene Corporation	00000	46-2717814				Centurion of Minnesota, LLC	MN	NIA	Centurion LLC	Ownership	100.0	Centene Corporation	NO	.0
01295	Centene Corporation	00000	81-1161492				Centurion Correctional Healthcare of New Mexico, LLC	NM	NIA	Centurion LLC	Ownership	100.0	Centene Corporation	NO	.0
01295	Centene Corporation	00000	81-0687470				Centurion of Florida, LLC	FL	NIA	Centurion LLC	Ownership	100.0	Centene Corporation	NO	.0
01295	Centene Corporation	00000	81-4938030				Centurion of Maryland, LLC	MD	NIA	Centurion LLC	Ownership	100.0	Centene Corporation	NO	.0
01295	Centene Corporation	00000	82-3128848				Centurion of Georgia, LLC	GA	NIA	Centurion LLC	Ownership	100.0	Centene Corporation	NO	.0
01295	Centene Corporation	00000	82-4735175				Centurion Detention Health Services, LLC	DE	NIA	Centurion LLC	Ownership	100.0	Centene Corporation	NO	.0
01295	Centene Corporation	00000	82-4823469				Centurion of New Hampshire, LLC	DE	NIA	Centurion LLC	Ownership	100.0	Centene Corporation	NO	.0
01295	Centene Corporation	00000	82-4823469				Centurion of Pennsylvania, LLC	PA	NIA	Centurion LLC	Ownership	100.0	Centene Corporation	NO	.0
01295	Centene Corporation	00000	46-4839132				Centurion of West Virginia, LLC	WV	NIA	Centurion LLC	Ownership	100.0	Centene Corporation	NO	.0
01295	Centene Corporation	00000	84-3436283				Centurion of Kansas, LLC	KS	NIA	Centurion LLC	Ownership	100.0	Centene Corporation	NO	.0
01295	Centene Corporation	00000	84-3767794				Centurion of Delaware, LLC	DE	NIA	Centurion LLC	Ownership	100.0	Centene Corporation	NO	.0
01295	Centene Corporation	00000	84-3857653				Centurion of Wyoming, LLC	WY	NIA	Centurion LLC	Ownership	100.0	Centene Corporation	NO	.0
01295	Centene Corporation	00000	46-4102134				Centurion of Missouri, LLC	MO	NIA	Centurion LLC	Ownership	100.0	Centene Corporation	NO	.0
01295	Centene Corporation	00000	46-1041008				Centurion of Michigan, LLC	MI	NIA	Centurion LLC	Ownership	100.0	Centene Corporation	NO	.0

ANNUAL STATEMENT FOR THE YEAR 2021 OF THE QCA Health Plan, Inc.

SCHEDULE Y
PART 1A – DETAIL OF INSURANCE HOLDING COMPANY SYSTEM

1	2	3	4	5	6	7	8	9	10	11	12	13	14	15	16
Group Code	Group Name	NAIC Company Code	ID Number	Federal RSSD	CIK	Name of Securities Exchange if Publicly Traded (U.S. or International)	Names of Parent, Subsidiaries Or Affiliates	Domiciliary Location	Relationship to Reporting Entity	Directly Controlled by (Name of Entity/Person)	Type of Control (Ownership, Board, Management, Attorney-in-Fact, Influence, Other)	If Control is Ownership Provide Percentage	Ultimate Controlling Entity(ies)/Person(s)	Is an SCA Filing Required? (Yes/No)	*
01295	Centene Corporation	58860	85-4020081				Centurion of Idaho, LLC	ID	IA	Centurion LLC	Ownership	100.0	Centene Corporation	NO	.0
01295	Centene Corporation	00000					Centurion of Indiana, LLC	IN	NIA	Centurion LLC	Ownership	100.0	Centene Corporation	NO	.0
01295	Centene Corporation	00000	85-4143511				Centurion of Maine, LLC	ME	NIA	Centurion LLC	Ownership	100.0	Centene Corporation	NO	.0
01295	Centene Corporation	00000	85-4243085				Centurion Health of Indiana, LLC	IN	NIA	Centurion LLC	Ownership	100.0	Centene Corporation	NO	.0
01295	Centene Corporation	00000	86-3331688				Centurion Health of Kentucky, LLC	KY	NIA	Centurion LLC	Ownership	100.0	Centene Corporation	NO	.0
01295	Centene Corporation	00000	54-1856340				MHM Correctional Services, LLC	DE	NIA	MHM Services, Inc.	Ownership	100.0	Centene Corporation	NO	.0
01295	Centene Corporation	00000	51-0620904				MHM Services of California, LLC	CA	NIA	MHM Services, Inc.	Ownership	100.0	Centene Corporation	NO	.0
01295	Centene Corporation	00000	60-0002002				MHM Solutions, LLC	DE	NIA	MHM Services, Inc.	Ownership	100.0	Centene Corporation	NO	.0
01295	Centene Corporation	00000	26-1877007				Forensic Health Services, LLC	DE	NIA	MHM Services, Inc.	Ownership	100.0	Centene Corporation	NO	.0
01295	Centene Corporation	00000	46-1734817				MHM Health Professionals, LLC	DE	NIA	MHM Services, Inc.	Ownership	100.0	Centene Corporation	NO	.0
01295	Centene Corporation	00000	27-3617766				Specialty Therapeutic Care Holdings, LLC	DE	NIA	Centene Corporation	Ownership	100.0	Centene Corporation	NO	.0
01295	Centene Corporation	00000	73-1698808				Specialty Therapeutic Care, LP	TX	NIA	Specialty Therapeutic Care Holdings, LLC	Ownership	100.0	Centene Corporation	NO	.0
01295	Centene Corporation	00000	73-1698807				Specialty Therapeutic Care, GP, LLC	TX	NIA	Specialty Therapeutic Care Holdings, LLC	Ownership	100.0	Centene Corporation	NO	.0
01295	Centene Corporation	00000	73-1698808				Specialty Therapeutic Care, LP	TX	NIA	Specialty Therapeutic Care, GP, LLC	Ownership	0.0	Centene Corporation	NO	.0
01295	Centene Corporation	00000	80-0856383				AcariaHealth Solutions, Inc	DE	NIA	Specialty Therapeutic Care Holdings, LLC	Ownership	100.0	Centene Corporation	NO	.0
01295	Centene Corporation	00000	45-2780334				AcariaHealth, Inc	DE	NIA	Specialty Therapeutic Care Holdings, LLC	Ownership	100.0	Centene Corporation	NO	.0
01295	Centene Corporation	00000	27-1599047				AcariaHealth Pharmacy #14, Inc	CA	NIA	AcariaHealth, Inc	Ownership	100.0	Centene Corporation	NO	.0
01295	Centene Corporation	00000	20-8192615				AcariaHealth Pharmacy #11, Inc	TX	NIA	AcariaHealth, Inc	Ownership	100.0	Centene Corporation	NO	.0
01295	Centene Corporation	00000	27-2765424				AcariaHealth Pharmacy #12, Inc	NY	NIA	AcariaHealth, Inc	Ownership	100.0	Centene Corporation	NO	.0
01295	Centene Corporation	00000	26-0226900				AcariaHealth Pharmacy #13, Inc	CA	NIA	AcariaHealth, Inc	Ownership	100.0	Centene Corporation	NO	.0
01295	Centene Corporation	00000	13-4262384				AcariaHealth Pharmacy, Inc	CA	NIA	AcariaHealth, Inc	Ownership	100.0	Centene Corporation	NO	.0
01295	Centene Corporation	00000	27-3707698				HomeScripts.com, LLC	MI	NIA	AcariaHealth, Inc	Ownership	100.0	Centene Corporation	NO	.0
01295	Centene Corporation	00000	20-0873587				Foundation Care, LLC	MO	NIA	AcariaHealth, Inc	Ownership	80.0	Centene Corporation	NO	.0
01295	Centene Corporation	00000	20-8420512				AcariaHealth Pharmacy #26, Inc	DE	NIA	AcariaHealth, Inc	Ownership	100.0	Centene Corporation	NO	.0

ANNUAL STATEMENT FOR THE YEAR 2021 OF THE QCA Health Plan, Inc.

**SCHEDULE Y
PART 1A – DETAIL OF INSURANCE HOLDING COMPANY SYSTEM**

1	2	3	4	5	6	7	8	9	10	11	12	13	14	15	16
Group Code	Group Name	NAIC Company Code	ID Number	Federal RSSD	CIK	Name of Securities Exchange if Publicly Traded (U.S. or International)	Names of Parent, Subsidiaries Or Affiliates	Domiciliary Location	Relationship to Reporting Entity	Directly Controlled by (Name of Entity/Person)	Type of Control (Ownership, Board, Management, Attorney-in-Fact, Influence, Other)	If Control is Ownership Provide Percentage	Ultimate Controlling Entity(ies)/Person(s)	Is an SCA Filing Required? (Yes/No)	*
01295	Centene Corporation	00000	27-0275614				U.S. Medical Management Holdings, Inc.	DE	NIA	Centene Corporation	Ownership	100.0	Centene Corporation	NO	.0
01295	Centene Corporation	00000	38-3153946				U.S. Medical Management, LLC	DE	NIA	U.S. Medical Management Holdings, Inc.	Ownership	20.0	Centene Corporation	NO	.0
01295	Centene Corporation	00000	38-3153946				U.S. Medical Management, LLC	DE	NIA	Centene Corporation	Ownership	80.0	Centene Corporation	NO	.0
01295	Centene Corporation	00000	31-1733889				RMED, LLC	FL	NIA	U.S. Medical Management, LLC	Ownership	100.0	Centene Corporation	NO	.0
01295	Centene Corporation	00000	47-2138680				IAH of Florida, LLC	FL	NIA	RMED, LLC	Ownership	100.0	Centene Corporation	NO	.0
01295	Centene Corporation	00000	51-0581762				Heritage Home Hospice, LLC	MI	NIA	U.S. Medical Management, LLC	Ownership	100.0	Centene Corporation	NO	.0
01295	Centene Corporation	00000	20-2827613				Grace Hospice of Austin, LLC	MI	NIA	U.S. Medical Management, LLC	Ownership	100.0	Centene Corporation	NO	.0
01295	Centene Corporation	00000	20-1530070				ComfortBrook Hospice, LLC	OH	NIA	U.S. Medical Management, LLC	Ownership	100.0	Centene Corporation	NO	.0
01295	Centene Corporation	00000	20-4996551				Comfort Hospice of Texas, LLC	MI	NIA	U.S. Medical Management, LLC	Ownership	100.0	Centene Corporation	NO	.0
01295	Centene Corporation	00000	20-2827526				Grace Hospice of San Antonio, LLC	MI	NIA	U.S. Medical Management, LLC	Ownership	100.0	Centene Corporation	NO	.0
01295	Centene Corporation	00000	45-0679248				Grace Hospice of Grand Rapids, LLC	MI	NIA	U.S. Medical Management, LLC	Ownership	100.0	Centene Corporation	NO	.0
01295	Centene Corporation	00000	45-0634905				Grace Hospice of Indiana, LLC	MI	NIA	U.S. Medical Management, LLC	Ownership	100.0	Centene Corporation	NO	.0
01295	Centene Corporation	00000	45-5080637				Grace Hospice of Virginia, LLC	MI	NIA	U.S. Medical Management, LLC	Ownership	100.0	Centene Corporation	NO	.0
01295	Centene Corporation	00000	45-5080567				Comfort Hospice of Missouri, LLC	MI	NIA	U.S. Medical Management, LLC	Ownership	100.0	Centene Corporation	NO	.0
01295	Centene Corporation	00000	46-1708834				Grace Hospice of Wisconsin, LLC	MI	NIA	U.S. Medical Management, LLC	Ownership	100.0	Centene Corporation	NO	.0
01295	Centene Corporation	00000	81-5129923				Grace Hospice of Illinois, LLC	IL	NIA	U.S. Medical Management, LLC	Ownership	100.0	Centene Corporation	NO	.0
01295	Centene Corporation	00000	26-4435532				Seniorcorps Peninsula, LLC	VA	NIA	U.S. Medical Management, LLC	Ownership	100.0	Centene Corporation	NO	.0
01295	Centene Corporation	00000	20-0927034				A N J, LLC	TX	NIA	U.S. Medical Management, LLC	Ownership	100.0	Centene Corporation	NO	.0
01295	Centene Corporation	00000	33-1179031				R&C Healthcare, LLC	TX	NIA	U.S. Medical Management, LLC	Ownership	100.0	Centene Corporation	NO	.0
01295	Centene Corporation	00000	46-0861469				Pinnacle Senior Care of Missouri, LLC	MI	NIA	U.S. Medical Management, LLC	Ownership	100.0	Centene Corporation	NO	.0
01295	Centene Corporation	00000	03-0556422				Country Style Health Care, LLC	TX	NIA	U.S. Medical Management, LLC	Ownership	100.0	Centene Corporation	NO	.0
01295	Centene Corporation	00000	14-1878333				Phoenix Home Health Care, LLC	DE	NIA	U.S. Medical Management, LLC	Ownership	100.0	Centene Corporation	NO	.0
01295	Centene Corporation	00000	75-2635025				Traditional Home Health Services, LLC	TX	NIA	U.S. Medical Management, LLC	Ownership	100.0	Centene Corporation	NO	.0
01295	Centene Corporation	00000	38-2751108				Family Nurse Care, LLC	MI	NIA	U.S. Medical Management, LLC	Ownership	100.0	Centene Corporation	NO	.0

ANNUAL STATEMENT FOR THE YEAR 2021 OF THE QCA Health Plan, Inc.

SCHEDULE Y
PART 1A – DETAIL OF INSURANCE HOLDING COMPANY SYSTEM

1	2	3	4	5	6	7	8	9	10	11	12	13	14	15	16
Group Code	Group Name	NAIC Company Code	ID Number	Federal RSSD	CIK	Name of Securities Exchange if Publicly Traded (U.S. or International)	Names of Parent, Subsidiaries Or Affiliates	Domiciliary Location	Relationship to Reporting Entity	Directly Controlled by (Name of Entity/Person)	Type of Control (Ownership, Board, Management, Attorney-in-Fact, Influence, Other)	If Control is Ownership Provide Percentage	Ultimate Controlling Entity(ies)/Person(s)	Is an SCA Filing Required? (Yes/No)	*
01295	Centene Corporation	00000	20-5108540				Family Nurse Care II, LLC	MI	NIA	U.S. Medical Management, LLC	Ownership	100.0	Centene Corporation	NO	.0
01295	Centene Corporation	00000	20-3920947				Family Nurse Care of Ohio, LLC	MI	NIA	U.S. Medical Management, LLC	Ownership	100.0	Centene Corporation	NO	.0
01295	Centene Corporation	00000	46-4229858				Pinnacle Senior Care of Wisconsin, LLC	WI	NIA	U.S. Medical Management, LLC	Ownership	100.0	Centene Corporation	NO	.0
01295	Centene Corporation	00000	81-1565426				Pinnacle Senior Care of Indiana, LLC	MI	NIA	U.S. Medical Management, LLC	Ownership	100.0	Centene Corporation	NO	.0
01295	Centene Corporation	00000	76-0713516				Pinnacle Home Care, LLC	TX	NIA	U.S. Medical Management, LLC	Ownership	100.0	Centene Corporation	NO	.0
01295	Centene Corporation	00000	59-3519060				North Florida Health Services, Inc	FL	NIA	U.S. Medical Management, LLC	Ownership	100.0	Centene Corporation	NO	.0
01295	Centene Corporation	00000	47-1742728				Pinnacle Sr. Care of Kalamazoo, LLC	MI	NIA	U.S. Medical Management, LLC	Ownership	100.0	Centene Corporation	NO	.0
01295	Centene Corporation	00000	46-1734288				Hospice DME Company, LLC	MI	NIA	U.S. Medical Management, LLC	Ownership	100.0	Centene Corporation	NO	.0
01295	Centene Corporation	00000	20-4364776				Rapid Respiratory Services, LLC	DE	NIA	U.S. Medical Management, LLC	Ownership	100.0	Centene Corporation	NO	.0
01295	Centene Corporation	00000	46-5735993				USMM Accountable Care Partners, LLC	DE	NIA	U.S. Medical Management, LLC	Ownership	100.0	Centene Corporation	NO	.0
01295	Centene Corporation	00000	83-3534462				Pinnacle Senior Care of Illinois, LLC	IL	NIA	U.S. Medical Management, LLC	Ownership	100.0	Centene Corporation	NO	.0
01295	Centene Corporation	00000	38-3176990				VPA, P.C	MI	NIA	Centene Corporation	Ownership	100.0	Centene Corporation	NO	.0
01295	Centene Corporation	00000	47-2159305				IAH of Michigan, PLLC	MI	NIA	VPA, P.C	Ownership	100.0	Centene Corporation	NO	.0
01295	Centene Corporation	00000	47-2146160				IAH of Wisconsin, PLLC	MI	NIA	VPA, P.C	Ownership	100.0	Centene Corporation	NO	.0
01295	Centene Corporation	00000	20-2386997				VPA of Texas	MI	NIA	Centene Corporation	Ownership	100.0	Centene Corporation	NO	.0
01295	Centene Corporation	00000	35-2519603				IAH of Texas, PLLC	MI	NIA	VPA of Texas	Ownership	100.0	Centene Corporation	NO	.0
01295	Centene Corporation	00000	36-4539790				Advantechs X-Ray Imaging Services, L.L.C.	TX	NIA	VPA of Texas	Ownership	100.0	Centene Corporation	NO	.0
01295	Centene Corporation	00000	47-5208076				Health Net, LLC	DE	NIA	Centene Corporation	Ownership	100.0	Centene Corporation	NO	.0
01295	Centene Corporation	00000	95-4402957				Health Net of California, Inc	CA	IA	Health Net, LLC	Ownership	100.0	Centene Corporation	NO	.0
01295	Centene Corporation	66141	73-0654885				Health Net Life Insurance Company	CA	IA	Health Net of California, Inc	Ownership	100.0	Centene Corporation	NO	.0
01295	Centene Corporation	00000	98-0409907				Health Net Life Reinsurance Company	CYM	NIA	Health Net of California, Inc	Ownership	100.0	Centene Corporation	NO	.0
01295	Centene Corporation	00000	95-4117722				Managed Health Network, LLC	DE	NIA	Health Net, LLC	Ownership	100.0	Centene Corporation	NO	.0
01295	Centene Corporation	00000	95-3817988				Managed Health Network	CA	NIA	Managed Health Network, LLC	Ownership	100.0	Centene Corporation	NO	.0
01295	Centene Corporation	00000	95-4146179				MHN Services, LLC	CA	NIA	Managed Health Network, LLC	Ownership	100.0	Centene Corporation	NO	.0

ANNUAL STATEMENT FOR THE YEAR 2021 OF THE QCA Health Plan, Inc.

**SCHEDULE Y
PART 1A – DETAIL OF INSURANCE HOLDING COMPANY SYSTEM**

1	2	3	4	5	6	7	8	9	10	11	12	13	14	15	16
Group Code	Group Name	NAIC Company Code	ID Number	Federal RSSD	CIK	Name of Securities Exchange if Publicly Traded (U.S. or International)	Names of Parent, Subsidiaries Or Affiliates	Domiciliary Location	Relationship to Reporting Entity	Directly Controlled by (Name of Entity/Person)	Type of Control (Ownership, Board, Management, Attorney-in-Fact, Influence, Other)	If Control is Ownership Provide Percentage	Ultimate Controlling Entity(ies)/Person(s)	Is an SCA Filing Required? (Yes/No)	*
01295	Centene Corporation	00000	68-0214809				Health Net Federal Services, LLC	DE	NIA	Health Net, LLC	Ownership	100.0	Centene Corporation	NO	.0
01295	Centene Corporation	00000	42-1680916				MHN Government Services LLC	DE	NIA	Health Net Federal Services, LLC	Ownership	100.0	Centene Corporation	NO	.0
01295	Centene Corporation	00000	88-0357895				Network Providers, LLC	DE	NIA	Health Net Federal Services, LLC	Ownership	10.0	Centene Corporation	NO	.0
01295	Centene Corporation	00000	88-0357895				Network Providers, LLC	DE	NIA	Health Net Federal Services, LLC	Ownership	90.0	Centene Corporation	NO	.0
01295	Centene Corporation	95800	93-1004034				Health Net Health Plan of Oregon, Inc	OR	IA	Health Net, LLC	Ownership	100.0	Centene Corporation	NO	.0
01295	Centene Corporation	00000	54-2174068				Health Net Community Solutions, Inc	CA	NIA	Health Net, LLC	Ownership	100.0	Centene Corporation	NO	.0
01295	Centene Corporation	95206	36-3097810				Health Net of Arizona, Inc	AZ	IA	Health Net, LLC	Ownership	100.0	Centene Corporation	NO	.0
01295	Centene Corporation	15895	81-1348826				Health Net Community Solutions of Arizona, Inc	AZ	IA	Health Net, LLC	Ownership	100.0	Centene Corporation	NO	.0
01295	Centene Corporation	00000	46-2616037				Health Net Access, Inc	AZ	IA	Health Net, LLC	Ownership	100.0	Centene Corporation	NO	.0
01295	Centene Corporation	00000	20-8630006				MHS Consulting, International, Inc	DE	NIA	Centene Corporation	Ownership	100.0	Centene Corporation	NO	.0
01295	Centene Corporation	00000	83-1047281				Centene International Ventures, LLC	DE	IA	MHS Consulting, International, Inc	Ownership	100.0	Centene Corporation	NO	.0
01295	Centene Corporation	00000					PRIMEROSALUD, S.L	ESP	NIA	MHS Consulting, International, Inc	Ownership	100.0	Centene Corporation	NO	.0
01295	Centene Corporation	00000					Torrejon Salud, S.A	ESP	NIA	PRIMEROSALUD, S.L	Ownership	89.5	Centene Corporation	NO	.0
01295	Centene Corporation	00000					Ribera Salud, S.A	ESP	NIA	PRIMEROSALUD, S.L	Ownership	90.1	Centene Corporation	NO	.0
01295	Centene Corporation	00000					Torre vieja Salud UTE	ESP	NIA	Ribera Salud, S.A	Ownership	65.0	Centene Corporation	NO	.0
01295	Centene Corporation	00000					Ribera Salud II	ESP	NIA	Ribera Salud, S.A	Ownership	96.0	Centene Corporation	NO	.0
01295	Centene Corporation	00000					ERESCANNER	ESP	NIA	Ribera Salud, S.A	Ownership	15.0	Centene Corporation	NO	.0
01295	Centene Corporation	00000					BR Salud UTE	ESP	NIA	Ribera Salud, S.A	Ownership	45.0	Centene Corporation	NO	.0
01295	Centene Corporation	00000					Marina Salud, S.A	ESP	NIA	Ribera Salud, S.A	Ownership	100.0	Centene Corporation	NO	.0
01295	Centene Corporation	00000					Villa Maria del Triuinfo Salud S.A. C	PER	NIA	Ribera Salud, S.A	Ownership	5.0	Centene Corporation	NO	.0
01295	Centene Corporation	00000					Callao Salud S.A.C	PER	NIA	Ribera Salud, S.A	Ownership	5.0	Centene Corporation	NO	.0
01295	Centene Corporation	00000					Infraestructuras y Servicios de Alzira S.L	ESP	NIA	Ribera Salud, S.A	Ownership	50.0	Centene Corporation	NO	.0
01295	Centene Corporation	00000					Elche-Crevillente Salud	ESP	NIA	Ribera Salud, S.A	Ownership	100.0	Centene Corporation	NO	.0
01295	Centene Corporation	00000					B2B Salud, S.L.U	ESP	NIA	Ribera Salud, S.A	Ownership	100.0	Centene Corporation	NO	.0

ANNUAL STATEMENT FOR THE YEAR 2021 OF THE QCA Health Plan, Inc.

SCHEDULE Y
PART 1A – DETAIL OF INSURANCE HOLDING COMPANY SYSTEM

1	2	3	4	5	6	7	8	9	10	11	12	13	14	15	16
Group Code	Group Name	NAIC Company Code	ID Number	Federal RSSD	CIK	Name of Securities Exchange if Publicly Traded (U.S. or International)	Names of Parent, Subsidiaries Or Affiliates	Domiciliary Location	Relationship to Reporting Entity	Directly Controlled by (Name of Entity/Person)	Type of Control (Ownership, Board, Management, Attorney-in-Fact, Influence, Other)	If Control is Ownership Provide Percentage	Ultimate Controlling Entity(ies)/Person(s)	Is an SCA Filing Required? (Yes/No)	*
01295	Centene Corporation	00000					B2B Gestion integral, S.L.	ESP	NIA	B2B Salud, S.L.U.	Ownership	100.0	Centene Corporation	NO	.0
01295	Centene Corporation	00000					Ribera Lab, S.L.U.	ESP	NIA	B2B Salud, S.L.U.	Ownership	100.0	Centene Corporation	NO	.0
01295	Centene Corporation	00000					Torrevieja Diagnostics, S.L.U.	ESP	NIA	Ribera Lab, S.L.U.	Ownership	100.0	Centene Corporation	NO	.0
01295	Centene Corporation	00000					Centro Inmunologico De La Comunidad Valenciana, S.L.	ESP	NIA	Ribera Lab, S.L.U.	Ownership	100.0	Centene Corporation	NO	.0
01295	Centene Corporation	00000					Hospinet, S.L.	ESP	NIA	B2B Salud, S.L.U.	Ownership	51.0	Centene Corporation	NO	.0
01295	Centene Corporation	00000					Servicios De Mantenimiento Prevencor, S.L.U.	ESP	NIA	B2B Salud, S.L.U.	Ownership	80.0	Centene Corporation	NO	.0
01295	Centene Corporation	00000					Winning Security, S.L.	ESP	NIA	B2B Salud, S.L.U.	Ownership	51.0	Centene Corporation	NO	.0
01295	Centene Corporation	00000					Ribera Salud proyectos S.L.	ESP	NIA	Ribera Salud, S.A.	Ownership	100.0	Centene Corporation	NO	.0
01295	Centene Corporation	00000					Ribera-Quilpro UTE	ESP	NIA	Ribera Salud, S.A.	Ownership	100.0	Centene Corporation	NO	.0
01295	Centene Corporation	00000					Ribera Salud Infraestructuras S.L.U.	ESP	NIA	Ribera Salud, S.A.	Ownership	100.0	Centene Corporation	NO	.0
01295	Centene Corporation	00000					Pro Diagnostic Group, a.s.	SVK	NIA	Ribera Salud Infraestructuras S.L.U.	Ownership	66.4	Centene Corporation	NO	.0
01295	Centene Corporation	00000					Pro RTG	SVK	NIA	Pro Diagnostic Group, a.s.	Ownership	80.0	Centene Corporation	NO	.0
01295	Centene Corporation	00000					DR Magnet	SVK	NIA	Pro Diagnostic Group, a.s.	Ownership	100.0	Centene Corporation	NO	.0
01295	Centene Corporation	00000					Pro Magnet	CZE	NIA	Pro Diagnostic Group, a.s.	Ownership	100.0	Centene Corporation	NO	.0
01295	Centene Corporation	00000					Medicina NZ	SVK	NIA	Pro Diagnostic Group, a.s.	Ownership	100.0	Centene Corporation	NO	.0
01295	Centene Corporation	00000					MR Poprad	SVK	NIA	Pro Diagnostic Group, a.s.	Ownership	100.0	Centene Corporation	NO	.0
01295	Centene Corporation	00000					CT Poprad	SVK	NIA	MR Poprad	Ownership	100.0	Centene Corporation	NO	.0
01295	Centene Corporation	00000					MR Zilina	SVK	NIA	Pro Diagnostic Group, a.s.	Ownership	100.0	Centene Corporation	NO	.0
01295	Centene Corporation	00000					Pro Magnet CZ	SVK	NIA	Pro Diagnostic Group, a.s.	Ownership	100.0	Centene Corporation	NO	.0
01295	Centene Corporation	00000					OB Klinika, a.s.	CZE	NIA	Pro Magnet CZ	Ownership	10.0	Centene Corporation	NO	.0
01295	Centene Corporation	00000					Progress Medical a.s.	CZE	NIA	Pro Magnet CZ	Ownership	100.0	Centene Corporation	NO	.0
01295	Centene Corporation	00000					OB Klinika, a.s.	CZE	NIA	Progress Medical a.s.	Ownership	90.0	Centene Corporation	NO	.0
01295	Centene Corporation	00000					OB Care, s.r.o.	CZE	NIA	Progress Medical a.s.	Ownership	100.0	Centene Corporation	NO	.0
01295	Centene Corporation	00000					Discare CZ, a.s.	CZE	NIA	Pro Diagnostic Group, a.s.	Ownership	50.0	Centene Corporation	NO	.0

ANNUAL STATEMENT FOR THE YEAR 2021 OF THE QCA Health Plan, Inc.

SCHEDULE Y
PART 1A – DETAIL OF INSURANCE HOLDING COMPANY SYSTEM

1	2	3	4	5	6	7	8	9	10	11	12	13	14	15	16
Group Code	Group Name	NAIC Company Code	ID Number	Federal RSSD	CIK	Name of Securities Exchange if Publicly Traded (U.S. or International)	Names of Parent, Subsidiaries Or Affiliates	Domiciliary Location	Relationship to Reporting Entity	Directly Controlled by (Name of Entity/Person)	Type of Control (Ownership, Board, Management, Attorney-in-Fact, Influence, Other)	If Control is Ownership Provide Percentage	Ultimate Controlling Entity(ies)/Person(s)	Is an SCA Filing Required? (Yes/No)	*
01295	Centene Corporation	00000					CT Presov s.r.o.	SVK	NIA	Pro Diagnostic Group, a.s.	Ownership	100.0	Centene Corporation	NO	.0
01295	Centene Corporation	00000					MR Centrum Melnik, s.r.o.	CZE	NIA	Pro Diagnostic Group, a.s.	Ownership	100.0	Centene Corporation	NO	.0
01295	Centene Corporation	00000					Hospital Povisa, S.A.	ESP	NIA	Ribera Salud, S.A.	Ownership	93.4	Centene Corporation	NO	.0
01295	Centene Corporation	00000					Ribera Salud Tecnologias S.L.U.	ESP	NIA	Ribera Salud, S.A.	Ownership	100.0	Centene Corporation	NO	.0
01295	Centene Corporation	00000					Torrevieja Salud S.L.U.	ESP	NIA	Ribera Salud, S.A.	Ownership	100.0	Centene Corporation	NO	.0
01295	Centene Corporation	00000					Torrevieja Salud UTE	ESP	NIA	Torrevieja Salud S.L.U.	Ownership	35.0	Centene Corporation	NO	.0
01295	Centene Corporation	00000					Ribera Management, S.L.U.	ESP	NIA	Ribera Salud, S.A.	Ownership	100.0	Centene Corporation	NO	.0
01295	Centene Corporation	00000					Ribera Healthcare, S.L.U.	ESP	NIA	Ribera Salud, S.A.	Ownership	100.0	Centene Corporation	NO	.0
01295	Centene Corporation	00000					Ribera Diagnostics, S.L.U.	ESP	NIA	Ribera Salud, S.A.	Ownership	100.0	Centene Corporation	NO	.0
01295	Centene Corporation	00000					UR Salud UTE	ESP	NIA	Ribera Salud, S.A.	Ownership	49.0	Centene Corporation	NO	.0
01295	Centene Corporation	00000					Secure Capital Solutions 2000, S.L.U.	ESP	NIA	Ribera Salud, S.A.	Ownership	100.0	Centene Corporation	NO	.0
01295	Centene Corporation	00000					Hospital Polusa, S.A	ESP	NIA	Secure Capital Solutions 2000, S.L.U.	Ownership	87.6	Centene Corporation	NO	.0
01295	Centene Corporation	00000					Clinica Santo Domingo De Lugo, S.L	ESP	NIA	Ribera Salud, S.A.	Ownership	100.0	Centene Corporation	NO	.0
01295	Centene Corporation	00000					Terapias Medicas Domiciliaris, S.L	ESP	NIA	Ribera Salud, S.A.	Ownership	100.0	Centene Corporation	NO	.0
01295	Centene Corporation	00000					MH Services International Holdings (UK) Limited	GBR	NIA	MHS Consulting, International, Inc	Ownership	100.0	Centene Corporation	NO	.0
01295	Centene Corporation	00000					MH Services International (UK) Limited	GBR	NIA	MH Services International Holdings (UK) Limited	Ownership	100.0	Centene Corporation	NO	.0
01295	Centene Corporation	00000					AT Medics Holdings LLP	GBR	NIA	MH Services International (UK) Limited	Ownership	1.0	Centene Corporation	NO	.0
01295	Centene Corporation	00000					Operose Health Limited	GBR	NIA	MH Services International (UK) Limited	Ownership	100.0	Centene Corporation	NO	.0
01295	Centene Corporation	00000					AT Medics Holdings LLP	GBR	NIA	Operose Health Limited	Ownership	99.0	Centene Corporation	NO	.0
01295	Centene Corporation	00000					AT Technology (Private) Limited	PAK	NIA	AT Medics Holdings LLP	Ownership	80.0	Centene Corporation	NO	.0
01295	Centene Corporation	00000					At Medics Limited	GBR	NIA	AT Medics Holdings LLP	Ownership	100.0	Centene Corporation	NO	.0
01295	Centene Corporation	00000					Primary Care Partners Limited	GBR	NIA	AT Medics Holdings LLP	Ownership	100.0	Centene Corporation	NO	.0
01295	Centene Corporation	00000					AT Learning Limited	GBR	NIA	AT Medics Holdings LLP	Ownership	100.0	Centene Corporation	NO	.0
01295	Centene Corporation	00000					AT Technology Services Limited	GBR	NIA	AT Medics Holdings LLP	Ownership	100.0	Centene Corporation	NO	.0

41.10

ANNUAL STATEMENT FOR THE YEAR 2021 OF THE QCA Health Plan, Inc.

SCHEDULE Y
PART 1A – DETAIL OF INSURANCE HOLDING COMPANY SYSTEM

1	2	3	4	5	6	7	8	9	10	11	12	13	14	15	16
Group Code	Group Name	NAIC Company Code	ID Number	Federal RSSD	CIK	Name of Securities Exchange if Publicly Traded (U.S. or International)	Names of Parent, Subsidiaries Or Affiliates	Domiciliary Location	Relationship to Reporting Entity	Directly Controlled by (Name of Entity/Person)	Type of Control (Ownership, Board, Management, Attorney-in-Fact, Influence, Other)	If Control is Ownership Provide Percentage	Ultimate Controlling Entity(ies)/Person(s)	Is an SCA Filing Required? (Yes/No)	*
01295	Centene Corporation	00000					AT Technology (Private) Limited	PAK	NIA	AT Technology Services Limited	Ownership	20.0	Centene Corporation	NO	.0
01295	Centene Corporation	00000					Operose Health (Group) Limited	GBR	NIA	MH Services International (UK) Limited	Ownership	100.0	Centene Corporation	NO	.0
01295	Centene Corporation	00000					The Practice Properties Limited	GBR	NIA	Operose Health (Group) Limited	Ownership	100.0	Centene Corporation	NO	.0
01295	Centene Corporation	00000					Operose Health (Group) UK Limited	GBR	NIA	Operose Health (Group) Limited	Ownership	100.0	Centene Corporation	NO	.0
01295	Centene Corporation	00000					The Practice Surgeries Limited	GBR	NIA	Operose Health (Group) Limited	Ownership	100.0	Centene Corporation	NO	.0
01295	Centene Corporation	00000					Phoenix Primary Care Limited	GBR	NIA	The Practice Surgeries Limited	Ownership	100.0	Centene Corporation	NO	.0
01295	Centene Corporation	00000					Phoenix Primary (South) Limited	GBR	NIA	The Practice Surgeries Limited	Ownership	100.0	Centene Corporation	NO	.0
01295	Centene Corporation	00000					Circle Health Holdings Limited	GBR	NIA	MH Services International (UK) Limited	Ownership	100.0	Centene Corporation	NO	.0
01295	Centene Corporation	00000					Circle Health 1 Limited	GBR	NIA	Circle Health Holdings Limited	Ownership	100.0	Centene Corporation	NO	.0
01295	Centene Corporation	00000					Circle Health 2 Limited	GBR	NIA	Circle Health 1 Limited	Ownership	100.0	Centene Corporation	NO	.0
01295	Centene Corporation	00000					Circle Holdings Limited	JEY	NIA	Circle Health 2 Limited	Ownership	100.0	Centene Corporation	NO	.0
01295	Centene Corporation	00000					Circle International PLC	GBR	NIA	Circle Holdings Limited	Ownership	100.0	Centene Corporation	NO	.0
01295	Centene Corporation	00000					Circle Health Limited	GBR	NIA	Circle International PLC	Ownership	100.0	Centene Corporation	NO	.0
01295	Centene Corporation	00000					Nations Healthcare Limited	GBR	NIA	Circle Health Limited	Ownership	100.0	Centene Corporation	NO	.0
01295	Centene Corporation	00000					Circle Nottingham Limited	GBR	NIA	Circle Health Limited	Ownership	100.0	Centene Corporation	NO	.0
01295	Centene Corporation	00000					Circle Rehabilitation Services	GBR	NIA	Circle Health Limited	Ownership	90.0	Centene Corporation	NO	.0
01295	Centene Corporation	00000					Circle Hospital (Reading) Limited	GBR	NIA	Circle Health Limited	Ownership	100.0	Centene Corporation	NO	.0
01295	Centene Corporation	00000					Circle Clinical Services Limited	GBR	NIA	Circle Health Limited	Ownership	100.0	Centene Corporation	NO	.0
01295	Centene Corporation	00000					Circle Birmingham Limited	GBR	NIA	Circle Health Limited	Ownership	100.0	Centene Corporation	NO	.0
01295	Centene Corporation	00000					Circle Harmony Health Limited	CHN	NIA	Circle Health Limited	Ownership	50.0	Centene Corporation	NO	.0
01295	Centene Corporation	00000					Shanghai Circle Harmony Hospital Management	CHN	NIA	Circle Harmony Health Limited	Ownership	100.0	Centene Corporation	NO	.0
01295	Centene Corporation	00000					Circle Health 3 Limited	GBR	NIA	Circle Health 2 Limited	Ownership	100.0	Centene Corporation	NO	.0
01295	Centene Corporation	00000					Circle Health 4 Limited	GBR	NIA	Circle Health 3 Limited	Ownership	100.0	Centene Corporation	NO	.0
01295	Centene Corporation	00000					GHC Healthcare Holdings Limited	GBR	NIA	Circle Health 4 Limited	Ownership	100.0	Centene Corporation	NO	.0

ANNUAL STATEMENT FOR THE YEAR 2021 OF THE QCA Health Plan, Inc.

**SCHEDULE Y
PART 1A – DETAIL OF INSURANCE HOLDING COMPANY SYSTEM**

1	2	3	4	5	6	7	8	9	10	11	12	13	14	15	16
Group Code	Group Name	NAIC Company Code	ID Number	Federal RSSD	CIK	Name of Securities Exchange if Publicly Traded (U.S. or International)	Names of Parent, Subsidiaries Or Affiliates	Domiciliary Location	Relationship to Reporting Entity	Directly Controlled by (Name of Entity/Person)	Type of Control (Ownership, Board, Management, Attorney-in-Fact, Influence, Other)	If Control is Ownership Provide Percentage	Ultimate Controlling Entity(ies)/Person(s)	Is an SCA Filing Required? (Yes/No)	*
01295	Centene Corporation	00000					General Healthcare Group Limited	GBR	NIA	GHG Healthcare Holdings Limited	Ownership	100.0	Centene Corporation	NO	.0
01295	Centene Corporation	00000					General Healthcare Holdings 2 Limited	GBR	NIA	General Healthcare Group Limited	Ownership	100.0	Centene Corporation	NO	.0
01295	Centene Corporation	00000					General Healthcare Holdings 3 Limited	GBR	NIA	General Healthcare Holdings 2 Limited	Ownership	100.0	Centene Corporation	NO	.0
01295	Centene Corporation	00000					North West Cancer Clinic Limited	GBR	NIA	General Healthcare Holdings 3 Limited	Ownership	90.0	Centene Corporation	NO	.0
01295	Centene Corporation	00000					GHG (DB) Pension Trustees	GBR	NIA	General Healthcare Holdings 3 Limited	Ownership	100.0	Centene Corporation	NO	.0
01295	Centene Corporation	00000					GHG Mount Alvernia Hospital Limited	GBR	NIA	General Healthcare Holdings 3 Limited	Ownership	100.0	Centene Corporation	NO	.0
01295	Centene Corporation	00000					Generale de Sante International Limited	GBR	NIA	General Healthcare Holdings 3 Limited	Ownership	100.0	Centene Corporation	NO	.0
01295	Centene Corporation	00000					BMI Southend Private Hospital Limited	GBR	NIA	General Healthcare Holdings 3 Limited	Ownership	50.0	Centene Corporation	NO	.0
01295	Centene Corporation	00000					BMI Imaging Clinic Limited	GBR	NIA	General Healthcare Holdings 3 Limited	Ownership	50.0	Centene Corporation	NO	.0
01295	Centene Corporation	00000					Mount Alvernia PET CT Limited	GBR	NIA	BMI Imaging Clinic Limited	Ownership	73.5	Centene Corporation	NO	.0
01295	Centene Corporation	00000					Meriden Hospital Advanced Imaging Centre Ltd	GBR	NIA	General Healthcare Holdings 3 Limited	Ownership	50.0	Centene Corporation	NO	.0
01295	Centene Corporation	00000					BMI Syon Clinic Limited	GBR	NIA	General Healthcare Holdings 3 Limited	Ownership	50.0	Centene Corporation	NO	.0
01295	Centene Corporation	00000					GHG Intermediate Holdings Limited	GBR	NIA	General Healthcare Holdings 2 Limited	Ownership	100.0	Centene Corporation	NO	.0
01295	Centene Corporation	00000					TKH Holding Ltd	GBR	NIA	GHG Intermediate Holdings Limited	Ownership	100.0	Centene Corporation	NO	.0
01295	Centene Corporation	00000					BMI Healthcare Limited	GBR	NIA	GHG Intermediate Holdings Limited	Ownership	100.0	Centene Corporation	NO	.0
01295	Centene Corporation	00000					BMI Hospital Decontamination Limited	GBR	IA	BMI Healthcare Limited	Ownership	100.0	Centene Corporation	NO	.0
01295	Centene Corporation	00000					Three Shires Hospital LP	GBR	NIA	BMI Healthcare Limited	Ownership	50.0	Centene Corporation	NO	.0
01295	Centene Corporation	00000					The Pavilion Clinic Ltd	GBR	IA	Three Shires Hospital LP	Ownership	51.0	Centene Corporation	NO	.0
01295	Centene Corporation	00000					GHG Leasing Limited	GBR	NIA	GHG Intermediate Holdings Limited	Ownership	100.0	Centene Corporation	NO	.0
01295	Centene Corporation	00000					Bishopswood SPV Limited	GBR	NIA	GHG Intermediate Holdings Limited	Ownership	100.0	Centene Corporation	NO	.0
01295	Centene Corporation	00000					Runnymede SPV Limited	GBR	NIA	GHG Intermediate Holdings Limited	Ownership	100.0	Centene Corporation	NO	.0
01295	Centene Corporation	00000					CEF Holding Company Limited	MLT	NIA	MHS Consulting, International, Inc	Ownership	100.0	Centene Corporation	NO	.0
01295	Centene Corporation	00000					Centene Europe Finance Company Limited	MLT	NIA	CEF Holding Company Limited	Ownership	100.0	Centene Corporation	NO	.0
01295	Centene Corporation	00000					Centene International Financing Company Limited	MLT	NIA	CEF Holding Company Limited	Ownership	100.0	Centene Corporation	NO	.0

ANNUAL STATEMENT FOR THE YEAR 2021 OF THE QCA Health Plan, Inc.

SCHEDULE Y
PART 1A – DETAIL OF INSURANCE HOLDING COMPANY SYSTEM

1	2	3	4	5	6	7	8	9	10	11	12	13	14	15	16
Group Code	Group Name	NAIC Company Code	ID Number	Federal RSSD	CIK	Name of Securities Exchange if Publicly Traded (U.S. or International)	Names of Parent, Subsidiaries Or Affiliates	Domiciliary Location	Relationship to Reporting Entity	Directly Controlled by (Name of Entity/Person)	Type of Control (Ownership, Board, Management, Attorney-in-Fact, Influence, Other)	If Control is Ownership Provide Percentage	Ultimate Controlling Entity(ies)/Person(s)	Is an SCA Filing Required? (Yes/No)	*
01295	Centene Corporation	00000	82-1172163				Centene Health Plan Holdings, Inc	DE	NIA	Centene Corporation	Ownership	100.0	Centene Corporation	NO	.0
01295	Centene Corporation	16395	82-5032556				Ambetter of North Carolina, Inc	NC	IA	Centene Health Plan Holdings, Inc	Ownership	100.0	Centene Corporation	NO	.0
01295	Centene Corporation	00000	82-2699483				Carolina Complete Health Holding Company Partnership	DE	NIA	Centene Health Plan Holdings, Inc	Ownership	80.0	Centene Corporation	NO	.0
01295	Centene Corporation	16526	82-2699332				Carolina Complete Health, Inc	NC	IA	Carolina Complete Health Holding Company Partnership	Ownership	100.0	Centene Corporation	NO	.0
01295	Centene Corporation	16352	82-3380290				New York Quality Healthcare Corporation f/k/a Centene Acquisition Corporation	NY	IA	Centene Corporation	Ownership	100.0	Centene Corporation	NO	.0
01295	Centene Corporation	00000	55-0878053				Salus Administrative Services, Inc	NY	NIA	New York Quality Healthcare Corporation f/k/a Centene Acquisition Corporation	Ownership	100.0	Centene Corporation	NO	.0
01295	Centene Corporation	00000	82-0802846				Salus IPA, LLC	NY	NIA	Salus Administrative Services, Inc	Ownership	100.0	Centene Corporation	NO	.0
01295	Centene Corporation	00000	47-4179393				Community Medical Holdings Corp.	DE	NIA	New York Quality Healthcare Corporation f/k/a Centene Acquisition Corporation	Ownership	100.0	Centene Corporation	NO	.0
01295	Centene Corporation	00000	46-3485489				Access Medical Acquisition, LLC	DE	NIA	Community Medical Holdings Corp.	Ownership	100.0	Centene Corporation	NO	.0
01295	Centene Corporation	00000	45-3191569				Access Medical Group of North Miami Beach, LLC	FL	NIA	Access Medical Acquisition, LLC	Ownership	100.0	Centene Corporation	NO	.0
01295	Centene Corporation	00000	45-3191719				Access Medical Group of Miami, LLC	FL	NIA	Access Medical Acquisition, LLC	Ownership	100.0	Centene Corporation	NO	.0
01295	Centene Corporation	00000	45-3192283				Access Medical Group of Hialeah, LLC	FL	NIA	Access Medical Acquisition, LLC	Ownership	100.0	Centene Corporation	NO	.0
01295	Centene Corporation	00000	45-3199819				Access Medical Group of Westchester, LLC	FL	NIA	Access Medical Acquisition, LLC	Ownership	100.0	Centene Corporation	NO	.0
01295	Centene Corporation	00000	45-3505196				Access Medical Group of Opa-Locka, LLC	FL	NIA	Access Medical Acquisition, LLC	Ownership	100.0	Centene Corporation	NO	.0
01295	Centene Corporation	00000	45-3192955				Access Medical Group of Perrine, LLC	FL	NIA	Access Medical Acquisition, LLC	Ownership	100.0	Centene Corporation	NO	.0
01295	Centene Corporation	00000	45-3192366				Access Medical Group of Florida City, LLC	FL	IA	Access Medical Acquisition, LLC	Ownership	100.0	Centene Corporation	NO	.0
01295	Centene Corporation	00000	82-1737078				Access Medical Group of Tampa, LLC	FL	IA	Access Medical Acquisition, LLC	Ownership	100.0	Centene Corporation	NO	.0
01295	Centene Corporation	00000	82-1750978				Access Medical Group of Tampa II, LLC	FL	NIA	Access Medical Acquisition, LLC	Ownership	100.0	Centene Corporation	NO	.0
01295	Centene Corporation	00000	82-1773315				Access Medical Group of Tampa III, LLC	FL	NIA	Access Medical Acquisition, LLC	Ownership	100.0	Centene Corporation	NO	.0
01295	Centene Corporation	00000	84-2750188				Access Medical Group of Lakeland, LLC	FL	IA	Access Medical Acquisition, LLC	Ownership	100.0	Centene Corporation	NO	.0
01295	Centene Corporation	00000	82-4883921				Interpreta Holdings, Inc	DE	IA	Centene Corporation	Ownership	80.1	Centene Corporation	NO	.0
01295	Centene Corporation	00000	46-5517858				Interpreta, Inc	DE	IA	Interpreta Holdings, Inc	Ownership	100.0	Centene Corporation	NO	.0

ANNUAL STATEMENT FOR THE YEAR 2021 OF THE QCA Health Plan, Inc.

SCHEDULE Y
PART 1A – DETAIL OF INSURANCE HOLDING COMPANY SYSTEM

1	2	3	4	5	6	7	8	9	10	11	12	13	14	15	16
Group Code	Group Name	NAIC Company Code	ID Number	Federal RSSD	CIK	Name of Securities Exchange if Publicly Traded (U.S. or International)	Names of Parent, Subsidiaries Or Affiliates	Domiciliary Location	Relationship to Reporting Entity	Directly Controlled by (Name of Entity/Person)	Type of Control (Ownership, Board, Management, Attorney-in-Fact, Influence, Other)	If Control is Ownership Provide Percentage	Ultimate Controlling Entity(ies)/Person(s)	Is an SCA Filing Required? (Yes/No)	*
01295	Centene Corporation	00000	82-4581788				Patriots Holding Co.	DE	IA	Centene Corporation	Ownership	100.0	Centene Corporation	NO	.0
01295	Centene Corporation	00000	32-2434596				Next Door Neighbors, LLC	DE	IA	Centene Corporation	Ownership	60.0	Centene Corporation	NO	.0
01295	Centene Corporation	00000	83-2381790				Next Door Neighbors, Inc	DE	NIA	Next Door Neighbors, LLC	Ownership	100.0	Centene Corporation	NO	.0
01295	Centene Corporation	16771	84-3707689				Centene Venture Company Alabama Health Plan, Inc.	AL	IA	Next Door Neighbors, Inc.	Ownership	100.0	Centene Corporation	NO	.0
01295	Centene Corporation	16505	83-2425735				Centene Venture Company Illinois	IL	IA	Next Door Neighbors, Inc.	Ownership	100.0	Centene Corporation	NO	.0
01295	Centene Corporation	16528	83-2409040				Centene Venture Company Kansas	KS	IA	Next Door Neighbors, Inc.	Ownership	100.0	Centene Corporation	NO	.0
01295	Centene Corporation	16499	83-2434596				Centene Venture Company Florida	FL	IA	Next Door Neighbors, Inc.	Ownership	100.0	Centene Corporation	NO	.0
01295	Centene Corporation	16773	84-3679376				Centene Venture Company Indiana, Inc.	IN	IA	Next Door Neighbors, Inc.	Ownership	100.0	Centene Corporation	NO	.0
01295	Centene Corporation	16770	84-3724374				Centene Venture Company Tennessee	TN	IA	Next Door Neighbors, Inc.	Ownership	100.0	Centene Corporation	NO	.0
01295	Centene Corporation	16990	86-1543217				Centene Venture Insurance Company Texas	TX	IA	Next Door Neighbors, Inc.	Ownership	100.0	Centene Corporation	NO	.0
01295	Centene Corporation	16613	83-2446307				Centene Venture Company Michigan	MI	IA	Next Door Neighbors, Inc.	Ownership	100.0	Centene Corporation	NO	.0
01295	Centene Corporation	00000					HealthEC, LLC	DE	IA	Centene Corporation	Ownership	12.8	Centene Corporation	NO	.0
01295	Centene Corporation	00000	83-4144116				Arch Personalized Medicine Initiative, LLC	MO	NIA	Centene Corporation	Ownership	50.0	Centene Corporation	NO	.0
01295	Centene Corporation	00000	83-4205348				Social Health Bridge, LLC	DE	IA	Centene Corporation	Ownership	100.0	Centene Corporation	NO	.0
01295	Centene Corporation	00000	84-6403386				Social Health Bridge Trust	DE	NIA	Centene Corporation	Ownership	100.0	Centene Corporation	NO	.0
01295	Centene Corporation	00000	83-4405939				WellCare Health Plans, Inc	DE	UIP	Centene Corporation	Ownership	100.0	Centene Corporation	NO	.0
01295	Centene Corporation	00000	04-3669698				WCG Health Management, Inc	DE	UIP	WellCare Health Plans, Inc	Ownership	100.0	Centene Corporation	NO	.0
01295	Centene Corporation	00000	14-1647239				The WellCare Management Group, Inc	NY	UDP	WCG Health Management, Inc	Ownership	100.0	Centene Corporation	NO	.0
01295	Centene Corporation	95534	14-1676443				WellCare of New York, Inc	NY	IA	The WellCare Management Group, Inc	Ownership	100.0	Centene Corporation	NO	.0
01295	Centene Corporation	95310	06-1405640				WellCare of Connecticut, Inc	CT	IA	WellCare of New York, Inc	Ownership	100.0	Centene Corporation	NO	.0
01295	Centene Corporation	16329	81-5442932				WellCare of Mississippi, Inc	MS	IA	The WellCare Management Group, Inc	Ownership	100.0	Centene Corporation	NO	.0
01295	Centene Corporation	16763	82-0664467				WellCare of Virginia, Inc	VA	IA	The WellCare Management Group, Inc	Ownership	100.0	Centene Corporation	NO	.0
01295	Centene Corporation	16117	81-3299281				WellCare of Oklahoma, Inc	OK	IA	The WellCare Management Group, Inc	Ownership	100.0	Centene Corporation	NO	.0
01295	Centene Corporation	00000	84-3721013				WellCare Health Insurance Company of Nevada, Inc	NV	NIA	The WellCare Management Group, Inc	Ownership	100.0	Centene Corporation	NO	.0

ANNUAL STATEMENT FOR THE YEAR 2021 OF THE QCA Health Plan, Inc.

SCHEDULE Y
PART 1A – DETAIL OF INSURANCE HOLDING COMPANY SYSTEM

1	2	3	4	5	6	7	8	9	10	11	12	13	14	15	16
Group Code	Group Name	NAIC Company Code	ID Number	Federal RSSD	CIK	Name of Securities Exchange if Publicly Traded (U.S. or International)	Names of Parent, Subsidiaries Or Affiliates	Domiciliary Location	Relationship to Reporting Entity	Directly Controlled by (Name of Entity/Person)	Type of Control (Ownership, Board, Management, Attorney-in-Fact, Influence, Other)	If Control is Ownership Provide Percentage	Ultimate Controlling Entity(ies)/Person(s)	Is an SCA Filing Required? (Yes/No)	*
01295	Centene Corporation	16692	84-3739752				WellCare Health Insurance of Southwest, Inc.	AZ	IA	The WellCare Management Group, Inc.	Ownership	100.0	Centene Corporation	NO	.0
01295	Centene Corporation	10760	20-2103320				WellCare of Georgia, Inc.	GA	IA	The WellCare Management Group, Inc.	Ownership	100.0	Centene Corporation	NO	.0
01295	Centene Corporation	12964	20-8058761				WellCare of Texas, Inc.	TX	IA	The WellCare Management Group, Inc.	Ownership	100.0	Centene Corporation	NO	.0
01295	Centene Corporation	12749	20-3562146				WellCare of Ohio, Inc.	OH	IA	The WellCare Management Group, Inc.	Ownership	100.0	Centene Corporation	NO	.0
01295	Centene Corporation	11775	32-0062883				WellCare of South Carolina, Inc.	SC	IA	The WellCare Management Group, Inc.	Ownership	100.0	Centene Corporation	NO	.0
01295	Centene Corporation	13020	20-8017319				WellCare Health Plans of New Jersey, Inc.	NJ	IA	The WellCare Management Group, Inc.	Ownership	100.0	Centene Corporation	NO	.0
01295	Centene Corporation	00000	81-1631920				WellCare of Pennsylvania, Inc.	PA	IA	The WellCare Management Group, Inc.	Ownership	100.0	Centene Corporation	NO	.0
01295	Centene Corporation	16970	84-3547689				WellCare Health Plans of Massachusetts, Inc.	MA	IA	The WellCare Management Group, Inc.	Ownership	100.0	Centene Corporation	NO	.0
01295	Centene Corporation	16752	84-4449030				WellCare Health Insurance Company of Oklahoma, Inc.	OK	IA	The WellCare Management Group, Inc.	Ownership	100.0	Centene Corporation	NO	.0
01295	Centene Corporation	16753	84-3907795				WellCare Health Plans of Missouri, Inc.	MO	IA	The WellCare Management Group, Inc.	Ownership	100.0	Centene Corporation	NO	.0
01295	Centene Corporation	10155	20-2383134				WellCare Prescription Insurance, Inc.	AZ	IA	The WellCare Management Group, Inc.	Ownership	100.0	Centene Corporation	NO	.0
01295	Centene Corporation	17002	84-4664883				WellCare Health Insurance of Hawaii, Inc.	HI	IA	The WellCare Management Group, Inc.	Ownership	100.0	Centene Corporation	NO	.0
01295	Centene Corporation	16766	84-4627844				WellCare Health Plans of Rhode Island, Inc.	RI	IA	The WellCare Management Group, Inc.	Ownership	100.0	Centene Corporation	NO	.0
01295	Centene Corporation	16765	84-4649985				WellCare of Illinois, Inc.	IL	IA	The WellCare Management Group, Inc.	Ownership	100.0	Centene Corporation	NO	.0
01295	Centene Corporation	16531	83-2797833				WellCare of Arkansas, Inc.	AR	IA	The WellCare Management Group, Inc.	Ownership	100.0	Centene Corporation	NO	.0
01295	Centene Corporation	00000	27-4293249				WellCare Health Plans of California, Inc.	CA	NIA	The WellCare Management Group, Inc.	Ownership	100.0	Centene Corporation	NO	.0
01295	Centene Corporation	16533	45-5154364				Rhythm Health of Tennessee	TN	IA	The WellCare Management Group, Inc.	Ownership	100.0	Centene Corporation	NO	.0
01295	Centene Corporation	00000	59-3547616				Comprehensive Health Management, Inc.	FL	NIA	The WellCare Management Group, Inc.	Ownership	100.0	Centene Corporation	NO	.0
01295	Centene Corporation	10884	11-3197523				WellCare Health Insurance of New York, Inc.	NY	IA	The WellCare Management Group, Inc.	Ownership	100.0	Centene Corporation	NO	.0
01295	Centene Corporation	00000	27-0386122				Ohana Health Plan, Inc.	HI	NIA	The WellCare Management Group, Inc.	Ownership	100.0	Centene Corporation	NO	.0
01295	Centene Corporation	00000	83-2840051				WellCare of Indiana, Inc.	IN	IA	The WellCare Management Group, Inc.	Ownership	100.0	Centene Corporation	NO	.0
01295	Centene Corporation	00000	45-3236788				America's 1st Choice California Holdings, LLC	FL	IA	The WellCare Management Group, Inc.	Ownership	100.0	Centene Corporation	NO	.0
01295	Centene Corporation	00000	20-5327501				WellCare of California, Inc.	CA	IA	America's 1st Choice California Holdings, LLC	Ownership	100.0	Centene Corporation	NO	.0
01295	Centene Corporation	00000	62-1832645				Windsor Health Group, Inc.	TN	IA	The WellCare Management Group, Inc.	Ownership	100.0	Centene Corporation	NO	.0

ANNUAL STATEMENT FOR THE YEAR 2021 OF THE QCA Health Plan, Inc.

SCHEDULE Y
PART 1A – DETAIL OF INSURANCE HOLDING COMPANY SYSTEM

1	2	3	4	5	6	7	8	9	10	11	12	13	14	15	16
Group Code	Group Name	NAIC Company Code	ID Number	Federal RSSD	CIK	Name of Securities Exchange if Publicly Traded (U.S. or International)	Names of Parent, Subsidiaries Or Affiliates	Domiciliary Location	Relationship to Reporting Entity	Directly Controlled by (Name of Entity/Person)	Type of Control (Ownership, Board, Management, Attorney-in-Fact, Influence, Other)	If Control is Ownership Provide Percentage	Ultimate Controlling Entity(ies)/Person(s)	Is an SCA Filing Required? (Yes/No)	*
01295	Centene Corporation	16532	83-2276159				WellCare Health Insurance of Tennessee, Inc.	TN	IA	The WellCare Management Group, Inc.	Ownership	100.0	Centene Corporation	NO	.0
01295	Centene Corporation	16515	83-2914327				WellCare of New Hampshire, Inc.	NH	IA	The WellCare Management Group, Inc.	Ownership	100.0	Centene Corporation	NO	.0
01295	Centene Corporation	16514	83-2255514				WellCare Health Plans of Vermont, Inc.	VT	IA	The WellCare Management Group, Inc.	Ownership	100.0	Centene Corporation	NO	.0
01295	Centene Corporation	16513	83-2126269				WellCare Health Insurance of Connecticut, Inc.	CT	IA	The WellCare Management Group, Inc.	Ownership	100.0	Centene Corporation	NO	.0
01295	Centene Corporation	16571	83-2069308				WellCare of Washington, Inc.	WA	IA	The WellCare Management Group, Inc.	Ownership	100.0	Centene Corporation	NO	.0
01295	Centene Corporation	15510	47-0971481				WellCare Health Plans of Kentucky, Inc.	KY	IA	The WellCare Management Group, Inc.	Ownership	100.0	Centene Corporation	NO	.0
01295	Centene Corporation	16239	82-1301128				WellCare of Alabama, Inc.	AL	IA	The WellCare Management Group, Inc.	Ownership	100.0	Centene Corporation	NO	.0
01295	Centene Corporation	16344	82-3114517				WellCare of Maine, Inc.	ME	IA	The WellCare Management Group, Inc.	Ownership	100.0	Centene Corporation	NO	.0
01295	Centene Corporation	00000	22-3391045				Harmony Health Systems Inc.	NJ	NIA	The WellCare Management Group, Inc.	Ownership	100.0	Centene Corporation	NO	.0
01295	Centene Corporation	00000	36-4467676				Harmony Health Management, Inc.	NJ	IA	Harmony Health Systems Inc.	Ownership	100.0	Centene Corporation	NO	.0
01295	Centene Corporation	11229	36-4050495				Harmony Health Plan, Inc.	IL	IA	Harmony Health Systems Inc.	Ownership	100.0	Centene Corporation	NO	.0
01295	Centene Corporation	00000	20-3262322				Transplant Health Solutions IPA, Inc.	NY	IA	The WellCare Management Group, Inc.	Ownership	100.0	Centene Corporation	NO	.0
01295	Centene Corporation	64467	36-6069295				WellCare Health Insurance Company of Kentucky, Inc.	KY	IA	The WellCare Management Group, Inc.	Ownership	100.0	Centene Corporation	NO	.0
01295	Centene Corporation	83445	86-0269558				WellCare Health Insurance of Arizona, Inc.	AZ	IA	The WellCare Management Group, Inc.	Ownership	100.0	Centene Corporation	NO	.0
01295	Centene Corporation	16548	83-3493160				WellCare Health Insurance of North Carolina, Inc.	NC	IA	The WellCare Management Group, Inc.	Ownership	100.0	Centene Corporation	NO	.0
01295	Centene Corporation	16788	83-3333918				WellCare Health Insurance Company of Louisiana, Inc.	LA	IA	The WellCare Management Group, Inc.	Ownership	100.0	Centene Corporation	NO	.0
01295	Centene Corporation	16512	83-3525830				WellCare of Missouri Health Insurance Company, Inc.	MO	IA	The WellCare Management Group, Inc.	Ownership	100.0	Centene Corporation	NO	.0
01295	Centene Corporation	16569	83-3351254				WellCare Health Plans of Wisconsin, Inc.	WI	IA	The WellCare Management Group, Inc.	Ownership	100.0	Centene Corporation	NO	.0
01295	Centene Corporation	00000	57-1165217				Care 1st Health Plan of Arizona, Inc.	AZ	IA	The WellCare Management Group, Inc.	Ownership	100.0	Centene Corporation	NO	.0
01295	Centene Corporation	00000	46-2680154				Care1st Health Plan Administrative Services, Inc.	AZ	IA	Care 1st Health Plan of Arizona, Inc.	Ownership	100.0	Centene Corporation	NO	.0
01295	Centene Corporation	00000	06-1742685				One Care by Care1st Health Plans of Arizona, Inc.	AZ	NIA	The WellCare Management Group, Inc.	Ownership	100.0	Centene Corporation	NO	.0
01295	Centene Corporation	16570	83-3166908				WellCare Health Insurance Company of Washington, Inc.	WA	IA	The WellCare Management Group, Inc.	Ownership	100.0	Centene Corporation	NO	.0
01295	Centene Corporation	16568	83-3310218				WellCare Health Insurance Company of Wisconsin, Inc.	WI	IA	The WellCare Management Group, Inc.	Ownership	100.0	Centene Corporation	NO	.0

ANNUAL STATEMENT FOR THE YEAR 2021 OF THE QCA Health Plan, Inc.

SCHEDULE Y
PART 1A – DETAIL OF INSURANCE HOLDING COMPANY SYSTEM

1	2	3	4	5	6	7	8	9	10	11	12	13	14	15	16
Group Code	Group Name	NAIC Company Code	ID Number	Federal RSSD	CIK	Name of Securities Exchange if Publicly Traded (U.S. or International)	Names of Parent, Subsidiaries Or Affiliates	Domiciliary Location	Relationship to Reporting Entity	Directly Controlled by (Name of Entity/Person)	Type of Control (Ownership, Board, Management, Attorney-in-Fact, Influence, Other)	If Control is Ownership Provide Percentage	Ultimate Controlling Entity(ies)/Person(s)	Is an SCA Filing Required? (Yes/No)	*
01295	Centene Corporation	16547	82-5488080				WellCare of North Carolina, Inc.	NC	IA	The WellCare Management Group, Inc.	Ownership	100.0	Centene Corporation	NO	.0
01295	Centene Corporation	16253	82-3169616				WellCare Health Plans of Arizona, Inc.	AZ	IA	The WellCare Management Group, Inc.	Ownership	100.0	Centene Corporation	NO	.0
01295	Centene Corporation	16343	82-4247084				WellCare Health Insurance Company of America	AR	IA	The WellCare Management Group, Inc.	Ownership	100.0	Centene Corporation	NO	.0
01295	Centene Corporation	16342	82-5127096				WellCare National Health Insurance Company	TX	IA	The WellCare Management Group, Inc.	Ownership	100.0	Centene Corporation	NO	.0
01295	Centene Corporation	16516	83-3091673				WellCare Health Insurance Company of New Hampshire, Inc.	NH	IA	The WellCare Management Group, Inc.	Ownership	100.0	Centene Corporation	NO	.0
01295	Centene Corporation	16789	84-4709471				Wellcare Health Insurance Company of New Jersey, Inc.	NJ	IA	The WellCare Management Group, Inc.	Ownership	100.0	Centene Corporation	NO	.0
01295	Centene Corporation	00000	26-4004494				Meridian Management Company, LLC (a/k/a Meridian Administration Company, LLC)	MI	NIA	The WellCare Management Group, Inc.	Ownership	100.0	Centene Corporation	NO	.0
01295	Centene Corporation	00000					Meridian Network Services, LLC	MI	NIA	Meridian Management Company, LLC (a/k/a Meridian Administration Company, LLC)	Ownership	100.0	Centene Corporation	NO	.0
01295	Centene Corporation	00000	26-4004578				WellCare of Michigan Holding Company	MI	NIA	The WellCare Management Group, Inc.	Ownership	100.0	Centene Corporation	NO	.0
01295	Centene Corporation	52563	38-3253977				Meridian Health Plan of Michigan, Inc.	MI	IA	WellCare of Michigan Holding Company	Ownership	100.0	Centene Corporation	NO	.0
01295	Centene Corporation	13189	20-3209671				Meridian Health Plan of Illinois, Inc.	IL	IA	WellCare of Michigan Holding Company	Ownership	100.0	Centene Corporation	NO	.0
01295	Centene Corporation	13148	20-8937577				Sunshine State Health Plan, Inc.	FL	IA	The WellCare Management Group, Inc.	Ownership	50.0	Centene Corporation	NO	.0
01295	Centene Corporation	00000	27-4683816				Universal American Corp.	DE	NIA	The WellCare Management Group, Inc.	Ownership	100.0	Centene Corporation	NO	.0
01295	Centene Corporation	00000	45-1352914				Universal American Holdings, LLC	DE	NIA	Universal American Corp.	Ownership	100.0	Centene Corporation	NO	.0
01295	Centene Corporation	00000	95-3800329				Universal American Financial Services, Inc.	DE	NIA	Universal American Holdings, LLC	Ownership	100.0	Centene Corporation	NO	.0
01295	Centene Corporation	00000	58-2633295				Premier Marketing Group, LLC	DE	NIA	Universal American Financial Services, Inc.	Ownership	100.0	Centene Corporation	NO	.0
01295	Centene Corporation	00000	95-3623226				Penn Marketing America, LLC	DE	NIA	Universal American Financial Services, Inc.	Ownership	100.0	Centene Corporation	NO	.0
01295	Centene Corporation	00000	23-1913528				Worldco Management Services, Inc.	NY	NIA	Universal American Financial Services, Inc.	Ownership	100.0	Centene Corporation	NO	.0
01295	Centene Corporation	00000	42-0989096				UAM Agent Services Corp.	IA	NIA	Universal American Financial Services, Inc.	Ownership	100.0	Centene Corporation	NO	.0
01295	Centene Corporation	80624	13-1851754				American Progressive Life and Health Insurance Company of New York	NY	IA	Universal American Corp.	Ownership	100.0	Centene Corporation	NO	.0
01295	Centene Corporation	00000	13-3491681				Quincy Coverage Corporation	NY	NIA	Universal American Corp.	Ownership	100.0	Centene Corporation	NO	.0
01295	Centene Corporation	00000	62-1517194				Heritage Health Systems, Inc.	TX	NIA	Universal American Corp.	Ownership	100.0	Centene Corporation	NO	.0

ANNUAL STATEMENT FOR THE YEAR 2021 OF THE QCA Health Plan, Inc.

SCHEDULE Y
PART 1A – DETAIL OF INSURANCE HOLDING COMPANY SYSTEM

1	2	3	4	5	6	7	8	9	10	11	12	13	14	15	16
Group Code	Group Name	NAIC Company Code	ID Number	Federal RSSD	CIK	Name of Securities Exchange if Publicly Traded (U.S. or International)	Names of Parent, Subsidiaries Or Affiliates	Domiciliary Location	Relationship to Reporting Entity	Directly Controlled by (Name of Entity/Person)	Type of Control (Ownership, Board, Management, Attorney-in-Fact, Influence, Other)	If Control is Ownership Provide Percentage	Ultimate Controlling Entity(ies)/Person(s)	Is an SCA Filing Required? (Yes/No)	*
01295	Centene Corporation	10096	62-1819658				SelectCare of Texas, Inc.	TX	IA	Heritage Health Systems, Inc.	Ownership	100.0	Centene Corporation	NO	.0
01295	Centene Corporation	00000	76-0459857				Heritage Health Systems of Texas, Inc.	TX	IA	Heritage Health Systems, Inc.	Ownership	100.0	Centene Corporation	NO	.0
01295	Centene Corporation	00000	62-1694548				Golden Triangle Physician Alliance	TX	NIA	Heritage Health Systems of Texas, Inc.	Ownership	100.0	Centene Corporation	NO	.0
01295	Centene Corporation	00000	76-0560730				Heritage Physician Networks	TX	NIA	Heritage Health Systems, Inc.	Ownership	100.0	Centene Corporation	NO	.0
01295	Centene Corporation	10768	74-3141949				SelectCare Health Plans, Inc.	TX	IA	Heritage Health Systems, Inc.	Ownership	100.0	Centene Corporation	NO	.0
01295	Centene Corporation	00000	76-0500963				HHS Texas Management, LP	TX	NIA	Heritage Health Systems, Inc.	Ownership	99.1	Centene Corporation	NO	.0
01295	Centene Corporation	00000	76-0500964				HHS Texas Management, Inc.	TX	NIA	Heritage Health Systems, Inc.	Ownership	100.0	Centene Corporation	NO	.0
01295	Centene Corporation	00000	76-0500963				HHS Texas Management, LP	TX	NIA	HHS Texas Management, Inc.	Ownership	0.9	Centene Corporation	NO	.0
01295	Centene Corporation	00000	90-0779287				Collaborative Health Systems, LLC	NY	IA	Universal American Corp.	Ownership	100.0	Centene Corporation	NO	.0
01295	Centene Corporation	00000	45-5481108				Accountable Care Coalition of Georgia, LLC	GA	NIA	Collaborative Health Systems, LLC	Ownership	51.0	Centene Corporation	NO	.0
01295	Centene Corporation	00000	81-2588974				Accountable Care Coalition of Chesapeake, LLC	MD	NIA	Collaborative Health Systems, LLC	Ownership	51.0	Centene Corporation	NO	.0
01295	Centene Corporation	00000	46-2881180				Accountable Care Coalition of Mississippi, LLC	MS	NIA	Collaborative Health Systems, LLC	Ownership	51.0	Centene Corporation	NO	.0
01295	Centene Corporation	00000	45-4552802				Accountable Care Coalition of North Texas, LLC	TX	NIA	Collaborative Health Systems, LLC	Ownership	51.0	Centene Corporation	NO	.0
01295	Centene Corporation	00000	47-3894436				Accountable Care Coalition of Northeast Georgia, LLC	GA	NIA	Collaborative Health Systems, LLC	Ownership	51.0	Centene Corporation	NO	.0
01295	Centene Corporation	00000	46-4106526				Accountable Care Coalition of Northwest Florida, LLC	FL	NIA	Collaborative Health Systems, LLC	Ownership	51.0	Centene Corporation	NO	.0
01295	Centene Corporation	00000	47-3913308				Accountable Care Coalition of Southeast Physician Partners, LLC	SC	NIA	Collaborative Health Systems, LLC	Ownership	100.0	Centene Corporation	NO	.0
01295	Centene Corporation	00000	47-3842552				Accountable Care Coalition of Southeast Texas, Inc.	TX	NIA	Collaborative Health Systems, LLC	Ownership	100.0	Centene Corporation	NO	.0
01295	Centene Corporation	00000	45-4113610				Accountable Care Coalition of Southeast Wisconsin, LLC	WI	NIA	Collaborative Health Systems, LLC	Ownership	51.0	Centene Corporation	NO	.0
01295	Centene Corporation	00000	45-2742298				Accountable Care Coalition of Texas, Inc.	TX	NIA	Collaborative Health Systems, LLC	Ownership	100.0	Centene Corporation	NO	.0
01295	Centene Corporation	00000	47-2346408				AWC of Syracuse, Inc.	NY	NIA	Collaborative Health Systems, LLC	Ownership	100.0	Centene Corporation	NO	.0
01295	Centene Corporation	00000	30-0803845				Chrysalis Medical Services, LLC	NJ	NIA	Collaborative Health Systems, LLC	Ownership	51.0	Centene Corporation	NO	.0
01295	Centene Corporation	00000	81-3365375				Collaborative Health Systems of Maryland, LLC	MD	NIA	Collaborative Health Systems, LLC	Ownership	50.0	Centene Corporation	NO	.0
01295	Centene Corporation	00000	81-3306594				Collaborative Health Systems of Virginia, LLC	VA	NIA	Collaborative Health Systems, LLC	Ownership	100.0	Centene Corporation	NO	.0

41.18

ANNUAL STATEMENT FOR THE YEAR 2021 OF THE QCA Health Plan, Inc.

**SCHEDULE Y
PART 1A – DETAIL OF INSURANCE HOLDING COMPANY SYSTEM**

1	2	3	4	5	6	7	8	9	10	11	12	13	14	15	16
Group Code	Group Name	NAIC Company Code	ID Number	Federal RSSD	CIK	Name of Securities Exchange if Publicly Traded (U.S. or International)	Names of Parent, Subsidiaries Or Affiliates	Domiciliary Location	Relationship to Reporting Entity	Directly Controlled by (Name of Entity/Person)	Type of Control (Ownership, Board, Management, Attorney-in-Fact, Influence, Other)	If Control is Ownership Provide Percentage	Ultimate Controlling Entity(ies)/Person(s)	Is an SCA Filing Required? (Yes/No)	*
01295	Centene Corporation	00000	45-4119736				Accountable Care Coalition of Maryland, LLC	MD	NIA	Collaborative Health Systems, LLC	Ownership	51.0	Centene Corporation	NO	0
01295	Centene Corporation	00000	45-5449147				Accountable Care Coalition of Maryland Primary Care, LLC	MD	NIA	Collaborative Health Systems, LLC	Ownership	51.0	Centene Corporation	NO	0
01295	Centene Corporation	00000	45-4561546				Essential Care Partners, LLC	TX	NIA	Collaborative Health Systems, LLC	Ownership	51.0	Centene Corporation	NO	0
01295	Centene Corporation	00000	47-3923394				Hudson Accountable Care, LLC	NY	NIA	Collaborative Health Systems, LLC	Ownership	51.0	Centene Corporation	NO	0
01295	Centene Corporation	00000	90-0855950				Maryland Collaborative Care, LLC	MD	NIA	Collaborative Health Systems, LLC	Ownership	51.0	Centene Corporation	NO	0
01295	Centene Corporation	00000	81-2704355				Mid-Atlantic Collaborative Care, LLC	MD	NIA	Collaborative Health Systems, LLC	Ownership	51.0	Centene Corporation	NO	0
01295	Centene Corporation	00000	45-5626871				Northern Maryland Collaborative Care, LLC	MD	NIA	Collaborative Health Systems, LLC	Ownership	51.0	Centene Corporation	NO	0
01295	Centene Corporation	00000	82-1246845				Accountable Care Coalition of Elite Providers VII, LLC	AZ	NIA	Collaborative Health Systems, LLC	Ownership	100.0	Centene Corporation	NO	0
01295	Centene Corporation	00000	82-1681146				Accountable Care Coalition of Community Health Centers, LLC	TX	NIA	Collaborative Health Systems, LLC	Ownership	51.0	Centene Corporation	NO	0
01295	Centene Corporation	00000	82-1669422				Accountable Care Coalition of Community Health Centers II, LLC	TX	NIA	Collaborative Health Systems, LLC	Ownership	100.0	Centene Corporation	NO	0
01295	Centene Corporation	00000	82-1623920				Accountable Care Coalition of Southeast Partners, LLC	GA	NIA	Collaborative Health Systems, LLC	Ownership	51.0	Centene Corporation	NO	0
01295	Centene Corporation	00000	82-1558080				Accountable Care Coalition of Elite Providers LLC	HI	NIA	Collaborative Health Systems, LLC	Ownership	100.0	Centene Corporation	NO	0
01295	Centene Corporation	00000	84-2217098				Accountable Care Coalition of Florida Partners, LLC	FL	NIA	Collaborative Health Systems, LLC	Ownership	100.0	Centene Corporation	NO	0
01295	Centene Corporation	00000	82-1280079				Maryland Collaborative Care Transformation Organization, Inc	DE	NIA	Collaborative Health Systems, LLC	Ownership	100.0	Centene Corporation	NO	0
01295	Centene Corporation	00000	82-1263227				Accountable Care Coalition of New Jersey, Inc	NJ	NIA	Collaborative Health Systems, LLC	Ownership	51.0	Centene Corporation	NO	0
01295	Centene Corporation	00000	82-1604548				Accountable Care Coalition of Quality Health, LLC	OR	NIA	Collaborative Health Systems, LLC	Ownership	100.0	Centene Corporation	NO	0
01295	Centene Corporation	00000	82-1698885				Accountable Care Coalition of Prime Health, LLC	OR	NIA	Collaborative Health Systems, LLC	Ownership	100.0	Centene Corporation	NO	0
01295	Centene Corporation	00000	82-0727997				Accountable Care Coalition of Northeast Partners, LLC	PA	NIA	Collaborative Health Systems, LLC	Ownership	100.0	Centene Corporation	NO	0
01295	Centene Corporation	00000	82-1219279				Accountable Care Coalition of Tennessee, LLC	TN	NIA	Collaborative Health Systems, LLC	Ownership	51.0	Centene Corporation	NO	0
01295	Centene Corporation	00000	84-2574901				Accountable Care Coalition Direct Contracting, LLC	FL	NIA	Collaborative Health Systems, LLC	Ownership	51.0	Centene Corporation	NO	0
01295	Centene Corporation	00000	85-0822080				Accountable Care Coalition of Elite Providers II, LLC	DE	NIA	Collaborative Health Systems, LLC	Ownership	100.0	Centene Corporation	NO	0
01295	Centene Corporation	00000	85-0829473				Accountable Care Coalition of Elite Providers, III, LLC	DE	NIA	Collaborative Health Systems, LLC	Ownership	100.0	Centene Corporation	NO	0
01295	Centene Corporation	00000	85-0847691				Accountable Care Coalition of Elite Providers IV, LLC	DE	NIA	Collaborative Health Systems, LLC	Ownership	100.0	Centene Corporation	NO	0

ANNUAL STATEMENT FOR THE YEAR 2021 OF THE QCA Health Plan, Inc.

SCHEDULE Y
PART 1A – DETAIL OF INSURANCE HOLDING COMPANY SYSTEM

1	2	3	4	5	6	7	8	9	10	11	12	13	14	15	16
Group Code	Group Name	NAIC Company Code	ID Number	Federal RSSD	CIK	Name of Securities Exchange if Publicly Traded (U.S. or International)	Names of Parent, Subsidiaries Or Affiliates	Domiciliary Location	Relationship to Reporting Entity	Directly Controlled by (Name of Entity/Person)	Type of Control (Ownership, Board, Management, Attorney-in-Fact, Influence, Other)	If Control is Ownership Provide Percentage	Ultimate Controlling Entity(ies)/Person(s)	Is an SCA Filing Required? (Yes/No)	*
01295	Centene Corporation	00000	85-0863292				Accountable Care Coalition of Elite Providers V, LLC	DE	NIA	Collaborative Health Systems, LLC	Ownership	100.0	Centene Corporation	NO	.0
01295	Centene Corporation	00000	85-0907849				DELMARVA Collaborative Care, LLC	DE	NIA	Collaborative Health Systems, LLC	Ownership	100.0	Centene Corporation	NO	.0
01295	Centene Corporation	00000	85-0878405				Accountable Care Coalition of Quality Health II, LLC	DE	NIA	Collaborative Health Systems, LLC	Ownership	100.0	Centene Corporation	NO	.0
01295	Centene Corporation	00000	85-0893657				Accountable Care Coalition of Quality Health III, LLC	DE	NIA	Collaborative Health Systems, LLC	Ownership	100.0	Centene Corporation	NO	.0
01295	Centene Corporation	00000	85-1770215				Collaborative Health Systems IPA, LLC	FL	NIA	Collaborative Health Systems, LLC	Ownership	100.0	Centene Corporation	NO	.0
01295	Centene Corporation	95448	71-0794605				QCA Healthplan, Inc	AR	IA	Centene Corporation	Ownership	100.0	Centene Corporation	NO	.0
01295	Centene Corporation	70998	71-0386640				Qualchoice Life and Health Insurance Company	AR	IA	Centene Corporation	Ownership	100.0	Centene Corporation	NO	.0
01295	Centene Corporation	00000	27-1300475				HealthSmart Benefits Management, LLC	TX	NIA	Centene Corporation	Ownership	100.0	Centene Corporation	NO	.0
01295	Centene Corporation	00000	20-2387587				Parker LP, LLC	NV	NIA	HealthSmart Benefits Management, LLC	Ownership	100.0	Centene Corporation	NO	.0
01295	Centene Corporation	00000	75-2508316				HealthSmart Preferred Care II, LP	TX	NIA	Parker LP, LLC	Ownership	99.0	Centene Corporation	NO	.0
01295	Centene Corporation	00000	20-3394046				HealthSmart Primary Care Clinics, LP	TX	NIA	Parker LP, LLC	Ownership	99.0	Centene Corporation	NO	.0
01295	Centene Corporation	00000	75-2960859				HealthSmart Care Management Solutions, LP	TX	NIA	Parker LP, LLC	Ownership	99.0	Centene Corporation	NO	.0
01295	Centene Corporation	00000	75-2727437				HealthSmart Information Systems, Inc	TX	NIA	HealthSmart Benefits Management, LLC	Ownership	100.0	Centene Corporation	NO	.0
01295	Centene Corporation	00000	36-4099199				HealthSmart Benefit Solutions, Inc	IL	NIA	HealthSmart Benefits Management, LLC	Ownership	100.0	Centene Corporation	NO	.0
01295	Centene Corporation	00000	06-1621470				HealthSmart Preferred Network II, Inc	DE	IA	HealthSmart Benefits Management, LLC	Ownership	100.0	Centene Corporation	NO	.0
01295	Centene Corporation	00000	34-1635597				HealthSmart Rx Solutions, Inc	OH	IA	HealthSmart Preferred Network II, Inc	Ownership	100.0	Centene Corporation	NO	.0
01295	Centene Corporation	00000					Mauli Oia Health and Wellness, Inc	HI	NIA	Centene Corporation	Ownership	100.0	Centene Corporation	NO	.0
01295	Centene Corporation	16814	84-4119570				District Community Care Inc	DC	IA	Centene Corporation	Ownership	100.0	Centene Corporation	NO	.0
01295	Centene Corporation	00000	84-5160960				Centene Institute for Advanced Health Education, LLC	DE	NIA	Centene Corporation	Ownership	100.0	Centene Corporation	NO	.0
01295	Centene Corporation	00000					Centene Canada Corporation	CAN	NIA	Centene Corporation	Ownership	100.0	Centene Corporation	NO	.0
01295	Centene Corporation	00000	85-3006977				Centene Investments, LLC	DE	NIA	Centene Corporation	Ownership	100.0	Centene Corporation	NO	.0
01295	Centene Corporation	00000					Wellframe, Inc	DE	NIA	Centene Investments, LLC	Ownership	7.1	Centene Corporation	NO	.0
01295	Centene Corporation	00000					Diameter Health, Inc	DE	NIA	Centene Investments, LLC	Ownership	16.7	Centene Corporation	NO	.0

41.20

ANNUAL STATEMENT FOR THE YEAR 2021 OF THE QCA Health Plan, Inc.

**SCHEDULE Y
PART 1A – DETAIL OF INSURANCE HOLDING COMPANY SYSTEM**

1	2	3	4	5	6	7	8	9	10	11	12	13	14	15	16
Group Code	Group Name	NAIC Company Code	ID Number	Federal RSSD	CIK	Name of Securities Exchange if Publicly Traded (U.S. or International)	Names of Parent, Subsidiaries Or Affiliates	Domiciliary Location	Relationship to Reporting Entity	Directly Controlled by (Name of Entity/Person)	Type of Control (Ownership, Board, Management, Attorney-in-Fact, Influence, Other)	If Control is Ownership Provide Percentage	Ultimate Controlling Entity(ies)/Person(s)	Is an SCA Filing Required? (Yes/No)	*
01295	Centene Corporation	00000					Vida Health, Inc.	DE	NIA	Centene Investments, LLC	Ownership	2.0	Centene Corporation	NO	.0
01295	Centene Corporation	00000	85-3802075				Prowl Holdings, LLC	DE	NIA	Centene Corporation	Ownership	96.2	Centene Corporation	NO	.0
01295	Centene Corporation	00000	83-3240368				Panther Pass Co, LLC	PA	NIA	Prowl Holdings, LLC	Ownership	100.0	Centene Corporation	NO	.0
01295	Centene Corporation	00000					Panther Specialty Holding Co, LLC	PA	IA	Panther Pass Co, LLC	Ownership	100.0	Centene Corporation	NO	.0
01295	Centene Corporation	00000	45-3620087				Pantherx Specialty, LLC	PA	NIA	Panther Specialty Holding Co, LLC	Ownership	100.0	Centene Corporation	NO	.0
01295	Centene Corporation	00000	37-1778465				Pantherx Access Services, LLC	PA	NIA	Pantherx Specialty, LLC	Ownership	100.0	Centene Corporation	NO	.0
01295	Centene Corporation	00000					Babylon Holdings Limited	GBR	NIA	Centene Corporation	Ownership	2.5	Centene Corporation	NO	.0
01295	Centene Corporation	00000					Hazel Health, Inc.	DE	NIA	Centene Corporation	Ownership	7.4	Centene Corporation	NO	.0
01295	Centene Corporation	00000					Quartet Health, Inc.	DE	NIA	Centene Corporation	Ownership	9.5	Centene Corporation	NO	.0
01295	Centene Corporation	00000					Rubicon MD	DE	NIA	Centene Corporation	Ownership	5.8	Centene Corporation	NO	.0
01295	Centene Corporation	00000	80-0508223				Apixio, Inc.	DE	NIA	Centene Corporation	Ownership	100.0	Centene Corporation	NO	.0
01295	Centene Corporation	00000	43-1106904				HughesLeahyKarlovic, LLC	MO	NIA	Centene Corporation	Ownership	20.0	Centene Corporation	NO	.0
01295	Centene Corporation	00000	86-2318658				Oklahoma Complete Health Holding Company, LLC	OK	NIA	Centene Corporation	Ownership	100.0	Centene Corporation	NO	.0
01295	Centene Corporation	00000	86-2694770				RI Health & Wellness, Inc.	RI	NIA	Centene Corporation	Ownership	100.0	Centene Corporation	NO	.0
												0.0			.0

41.21

Asterisk	Explanation
0000001	

ANNUAL STATEMENT FOR THE YEAR 2021 OF THE QCA Health Plan, Inc.

SCHEDULE Y

PART 2 - SUMMARY OF INSURER'S TRANSACTIONS WITH ANY AFFILIATES

1	2	3	4	5	6	7	8	9	10	11	12	13
NAIC Company Code	ID Number	Names of Insurers and Parent, Subsidiaries or Affiliates	Shareholder Dividends	Capital Contributions	Purchases, Sales or Exchanges of Loans, Securities, Real Estate, Mortgage Loans or Other Investments	Income/ (Disbursements) Incurred in Connection with Guarantees or Undertakings for the Benefit of any Affiliate(s)	Management Agreements and Service Contracts	Income/ (Disbursements) Incurred Under Reinsurance Agreements	*	Any Other Material Activity Not in the Ordinary Course of the Insurer's Business	Totals	Reinsurance Recoverable/ (Payable) on Losses and/or Reserve Credit Taken/(Liability)
00000	42-1406317	Centene Corporation	683,800,000	(627,000,000)			(78,154,513)				(21,354,513)	
71013	39-0993433	Bankers Reserve Life Insurance Co of WI	(140,000,000)				(510,510,689)	(9,828,875)			(660,339,564)	(4,053,633)
00000	46-2860967	Health Plan Real Estate Holding, Inc.									0	
12315	20-3174593	Peach State Health Plan, Inc.	(40,000,000)				(617,800,521)				(657,800,521)	
15713	46-4829006	Iowa Total Care, Inc.					(21,248,744)				(21,248,744)	
11834	32-0045282	Buckeye Community Health Plan, Inc.					(1,095,200,968)	8,521,255			(1,086,679,713)	3,696,424
12959	20-5693998	Absolute Total Care, Inc.					(299,837,506)	213,798			(299,623,708)	
95831	39-1821211	Coordinated Care Corporation		101,000,000			(654,905,405)				(553,905,405)	
00000	46-5523218	Healthy Washington Holdings, Inc.									0	
15352	46-2578279	Coordinated Care of Washington, Inc.		4,500,000			(277,475,582)				(272,975,582)	
96822	39-1678579	Managed Health Services Insurance Corp	(40,000,000)				(63,972,277)				(103,972,277)	
60078	86-0819817	Hallmark Life Insurance Co	(160,000,000)				2,461,009				(157,538,991)	
95647	74-2770542	Superior HealthPlan, Inc.	(90,000,000)				(536,205,776)				(626,205,776)	
00000	27-0916294	Healthy Louisiana Holdings LLC									0	
13970	27-1287287	Louisiana Healthcare Connections, Inc.	(25,000,000)	10,000,000			(863,103,729)				(878,103,729)	
13923	20-8570212	Magnolia Health Plan Inc.					(394,052,621)				(394,052,621)	
00000	26-0557093	Sunshine Health Holding LLC									0	
13148	20-8937577	Sunshine State Health Plan, Inc.					(1,429,183,977)				(1,429,183,977)	
14100	45-1294925	Kentucky Spirit Health Plan, Inc.					7,882				7,882	
00000	45-5070230	Healthy Missouri Holding, Inc.									0	
14218	45-2798041	Home State Health Plan, Inc.	(25,000,000)				(153,541,898)				(178,541,898)	
14345	45-3276702	Sunflower State Health Plan, Inc.	(25,000,000)				(451,317,061)	134,309			(476,182,752)	
14226	45-4792498	Granite State Health Plan, Inc.					(152,584,280)				(152,584,280)	
00000	46-0907261	California Health and Wellness Plan									0	
10769	30-0312489	Michigan Complete Health, Inc.	(15,000,000)				(24,825,912)	3,696			(39,822,216)	
16351	45-5583511	Western Sky Community Care, Inc.					(114,942,918)	(1,141,305)			(116,084,223)	
00000	26-1849394	Tennessee Total Care, Inc.									0	
16143	20-4761189	SilverSummit Healthplan, Inc.					(2,829,112)	216,684			(2,612,428)	357,209
00000	22-3292245	University Health Plans, Inc.									0	
00000	20-0483299	Agate Resources, Inc.									0	
12559	42-1694349	Trillium Community Health Plan, Inc.	(5,800,000)				(64,640,894)	(72,750)			(70,513,644)	
15902	47-5123293	Nebraska Total Care, Inc.	(10,000,000)				(224,053,319)				(234,053,319)	
16041	47-5340613	Pennsylvania Health & Wellness, Inc.	(30,000,000)				41,673,622				11,673,622	
15912	47-5664832	Superior HP Comm Solutions, Inc.		6,900,000			(7,469,184)				(569,184)	
15927	47-5667095	Sunshine Health Comm Solutions, Inc.					(185,795)				(185,795)	
16112	47-5664342	Buckeye Health Plan Comm Solutions, Inc.		11,300,000			(13,682,894)				(2,382,894)	
16130	81-1282251	Arkansas Health & Wellness HP, Inc.					(104,071,145)				(104,071,145)	
00000	38-4042368	Arkansas Total Care Holding Company, LLC									0	
16256	82-2649097	Arkansas Total Care, Inc.					(70,985,908)				(70,985,908)	
00000	81-3121527	Oklahoma Complete Health Inc.		300,000			37,668				337,668	
00000	20-4980875	Bridgeway Health Solutions, LLC									0	
16904	20-4980818	Bridgeway Health Solutions of AZ Inc.	(8,000,000)				(79,938,991)				(87,938,991)	
00000	36-2979209	Celtic Group, Inc.									0	

ANNUAL STATEMENT FOR THE YEAR 2021 OF THE QCA Health Plan, Inc.

SCHEDULE Y

PART 2 - SUMMARY OF INSURER'S TRANSACTIONS WITH ANY AFFILIATES

1	2	3	4	5	6	7	8	9	10	11	12	13
NAIC Company Code	ID Number	Names of Insurers and Parent, Subsidiaries or Affiliates	Shareholder Dividends	Capital Contributions	Purchases, Sales or Exchanges of Loans, Securities, Real Estate, Mortgage Loans or Other Investments	Income/ (Disbursements) Incurred in Connection with Guarantees or Undertakings for the Benefit of any Affiliate(s)	Management Agreements and Service Contracts	Income/ (Disbursements) Incurred Under Reinsurance Agreements	*	Any Other Material Activity Not in the Ordinary Course of the Insurer's Business	Totals	Reinsurance Recoverable/ (Payable) on Losses and/or Reserve Credit Taken/(Liability)
80799	06-0641618	Celtic Insurance Company		470,000,000			(2,161,945,211)				(1,691,945,211)	
15762	35-2525384	Ambetter of Magnolia Inc.					(182,298,817)				(182,298,817)	
15729	36-4802632	Ambetter of Peach State Inc.					(736,949,693)				(736,949,693)	
00000	27-2221367	Novasys Health, Inc.					1,636,654				1,636,654	
00000	26-4278205	CeltiCare Health Plan Holdings LLC									.0	
13632	26-4818440	CeltiCare Health Plan of MA, Inc.									.0	
00000	39-1864073	Centene Management Company LLC					4,149,103,398				4,149,103,398	
00000	20-0057283	CMC Real Estate Co. LLC									.0	
00000	26-4094682	Centene Center LLC									.0	
00000	82-1816153	Centene Center I, LLC									.0	
00000	47-5156015	Centene Center II, LLC									.0	
00000	85-1711857	7676 Management, LLC									.0	
00000	85-1724287	7676 Forsyth, LLC									.0	
00000		TRMED, LLC									.0	
00000	82-2761995	Illinois Health Practice Alliance, LLC									.0	
00000	46-2798132	Lifeshare Management Group, LLC					201,360				201,360	
00000	20-2074217	CCTX Holdings, LLC									.0	
00000	74-2810404	Centene Company of Texas, LP					448,003,770				448,003,770	
00000	20-2074277	Centene Holdings, LLC									.0	
00000	43-1795436	MHS Travel & Charter, Inc.									.0	
00000	46-4855483	Health Care Enterprises, LLC									.0	
00000	74-2892993	Superior Health Management Advisors, LLC									.0	
00000	74-2785494	Integrated Mental Health Services									.0	
00000	22-3889471	Envolve Holdings, LLC									.0	
00000	68-0461584	Genpatco Behavioral Health, LLC									.0	
00000	37-1788565	Envolve, Inc.									.0	
00000	06-1476380	Envolve PeopleCare, Inc.					13,522,653				13,522,653	
00000	61-1846191	Envolve Benefits Options, Inc.									.0	
00000	20-4730341	Envolve Vision Benefits, Inc.									.0	
95302	75-2592153	Envolve Vision of Texas, Inc.					17,766,677				17,766,677	
00000	20-4773088	Envolve Vision, Inc.					164,903,229				164,903,229	
00000	83-2460878	Envolve Vision IPA of New York, Inc.									.0	
00000	65-0094759	Envolve Vision of Florida, Inc.					24,369,851				24,369,851	
00000	20-4861241	Envolve Total Vision, Inc.									.0	
00000	82-2908582	Envolve Optical, Inc.									.0	
00000	46-2783884	Envolve Dental, Inc.					274,810,471				274,810,471	
00000	81-2969330	Envolve Dental of Florida, Inc.									.0	
16106	81-2796896	Envolve Dental of Texas, Inc.					9,978,865				9,978,865	
00000	83-1464482	Envolve Dental IPA of New York, Inc.									.0	
00000	77-0578529	Envolve Pharmacy Solutions, Inc.					6,346,362,216				6,346,362,216	
00000	46-2307356	Envolve Pharmacy IPA, LLC									.0	
00000	27-1339224	MeridianRx, LLC					(1,336,815,251)				(1,336,815,251)	
00000		MeridianRx IPA, LLC									.0	

ANNUAL STATEMENT FOR THE YEAR 2021 OF THE QCA Health Plan, Inc.

SCHEDULE Y

PART 2 - SUMMARY OF INSURER'S TRANSACTIONS WITH ANY AFFILIATES

1	2	3	4	5	6	7	8	9	10	11	12	13
NAIC Company Code	ID Number	Names of Insurers and Parent, Subsidiaries or Affiliates	Shareholder Dividends	Capital Contributions	Purchases, Sales or Exchanges of Loans, Securities, Real Estate, Mortgage Loans or Other Investments	Income/ (Disbursements) Incurred in Connection with Guarantees or Undertakings for the Benefit of any Affiliate(s)	Management Agreements and Service Contracts	Income/ (Disbursements) Incurred Under Reinsurance Agreements	*	Any Other Material Activity Not in the Ordinary Course of the Insurer's Business	Totals	Reinsurance Recoverable/ (Payable) on Losses and/or Reserve Credit Taken/(Liability)
00000	83-3612209	MeridianRx of Indiana, LLC									.0	
00000	82-5316510	MHM Services, Inc									.0	
00000	90-0766502	Centurion LLC									.0	
00000	81-4228054	Centurion of Arizona, LLC									.0	
00000	47-1686283	Centurion of Vermont, LLC									.0	
00000	47-2967381	Centurion of Mississippi, LLC									.0	
00000	30-0752651	Centurion of Tennessee, LLC									.0	
00000	46-2717814	Centurion of Minnesota, LLC									.0	
00000	81-1161492	Centurion Correct. Healthcare of NM, LLC									.0	
00000	81-0687470	Centurion of Florida, LLC									.0	
00000	81-4938030	Centurion of Maryland, LLC									.0	
00000	82-2268901	Centurion of Alabama, LLC									.0	
00000	82-3128848	Centurion of Georgia, LLC									.0	
00000	82-4735175	Centurion Detention Health Services, LLC									.0	
00000	82-4823469	Centurion of New Hampshire, LLC									.0	
00000	82-4823469	Centurion of Pennsylvania, LLC									.0	
00000	46-4839132	Centurion of West Virginia, LLC									.0	
00000	84-3436283	Centurion of Kansas, LLC									.0	
00000	84-3767794	Centurion of Delaware, LLC									.0	
00000	84-3857653	Centurion of Wyoming, LLC									.0	
00000	46-4102134	Centurion of Missouri, LLC									.0	
00000	46-1041008	Centurion of Michigan, LLC									.0	
58860	85-4020081	Centurion of Idaho, LLC									.0	
00000		Centurion of Indiana, LLC									.0	
00000	85-4143511	Centurion of Maine, LLC									.0	
00000	85-4243085	Centurion Health of Indiana, LLC									.0	
00000	86-3331688	Centurion Health of Kentucky, LLC									.0	
00000	54-1856340	MHM Correctional Services, LLC									.0	
00000	51-0620904	MHM Services of California, LLC									.0	
00000	60-0002002	MHM Solutions, LLC									.0	
00000	26-1877007	Forensic Health Services, LLC									.0	
00000	46-1734817	MHM Health Professionals, LLC									.0	
00000	27-3617766	Specialty Therapeutic Care Holdings, LLC									.0	
00000	73-1698808	Specialty Therapeutic Care, LP									.0	
00000	73-1698807	Specialty Therapeutic Care, GP, LLC									.0	
00000	80-0856383	AcariaHealth Solutions, Inc									.0	
00000	45-2780334	AcariaHealth, Inc									.0	
00000	27-1599047	AcariaHealth Pharmacy #14, Inc									.0	
00000	20-8192615	AcariaHealth Pharmacy #11, Inc									.0	
00000	27-2765424	AcariaHealth Pharmacy #12, Inc									.0	
00000	26-0226900	AcariaHealth Pharmacy #13, Inc									.0	
00000	20-8420512	AcariaHealth Pharmacy #26, Inc									.0	
00000	13-4262384	AcariaHealth Pharmacy, Inc									.0	

ANNUAL STATEMENT FOR THE YEAR 2021 OF THE QCA Health Plan, Inc.

SCHEDULE Y

PART 2 - SUMMARY OF INSURER'S TRANSACTIONS WITH ANY AFFILIATES

1	2	3	4	5	6	7	8	9	10	11	12	13
NAIC Company Code	ID Number	Names of Insurers and Parent, Subsidiaries or Affiliates	Shareholder Dividends	Capital Contributions	Purchases, Sales or Exchanges of Loans, Securities, Real Estate, Mortgage Loans or Other Investments	Income/ (Disbursements) Incurred in Connection with Guarantees or Undertakings for the Benefit of any Affiliate(s)	Management Agreements and Service Contracts	Income/ (Disbursements) Incurred Under Reinsurance Agreements	*	Any Other Material Activity Not in the Ordinary Course of the Insurer's Business	Totals	Reinsurance Recoverable/ (Payable) on Losses and/or Reserve Credit Taken/(Liability)
00000	27-3707698	HomeScripts.com, LLC									.0	
00000	20-0873587	Foundation Care, LLC									.0	
00000	27-0275614	U.S. Medical Management Holdings, Inc.									.0	
00000	38-3153946	U.S. Medical Management, LLC					15,995,060				15,995,060	
00000	47-5208076	Health Net, LLC					58,486,089				58,486,089	
00000	95-4402957	Health Net of California, Inc.					(2,236,032)	(5,180,767)			(7,416,799)	
66141	73-0654885	Health Net Life Insurance Company					(167,925,284)	5,180,767			(162,744,517)	
00000	98-0409907	Health Net Life Reinsurance Company					(25,444,112)				(25,444,112)	
00000	95-4117722	Managed Health Network, LLC					(82,459)				(82,459)	
00000	95-3817988	Managed Health Network					18,435,207				18,435,207	
00000	95-4146179	MHN Services, LLC					6,103,872				6,103,872	
00000	68-0214809	Health Net Federal Services, LLC									.0	
00000	42-1680916	MHN Government Services LLC									.0	
00000	88-0357895	Network Providers, LLC									.0	
95800	93-1004034	Health Net Health Plan of Oregon, Inc.					(75,161,946)				(75,161,946)	
00000	54-2174068	Health Net Community Solutions, Inc.									.0	
95206	36-3097810	Health Net of Arizona, Inc.	(50,000,000)	23,000,000			(214,291,205)				(241,291,205)	
00000	68-0295375	Health Net Pharmaceutical Services					753,140,301				753,140,301	
15895	81-1348826	Health Net Comm. Solutions of AZ, Inc.	(5,000,000)				(531,308,130)				(536,308,130)	
00000	46-2616037	Health Net Access, Inc.									.0	
00000	20-8630006	MHS Consulting, International, Inc.									.0	
00000	83-1047281	Centene International Ventures, LLC									.0	
00000		PRIMEROSALUD, S.L.U.									.0	
00000		Torrejon Salud, S.A.									.0	
00000		Ribera Salud, S.A.									.0	
00000		Torre vieja Salud UTE									.0	
00000		Ribera Salud II									.0	
00000		ERESCANNER									.0	
00000		BR Salud UTE									.0	
00000		Marina Salud									.0	
00000		Villa Maria del Triuinio Salud S.A. C.									.0	
00000		Callao Salud S.A.C.									.0	
00000		Infraestructuras y Serv de Alzira S.L.									.0	
00000		Elche-Crevillente Salud									.0	
00000		B2B Salud									.0	
00000		B2B Gestion integral, S.L.									.0	
00000		Ribera Lab, S.L.U.									.0	
00000		Torre vieja Diagnostics, S.L.U.									.0	
00000		Centro Inmun De La Comunidad Valenc, S.L.									.0	
00000		Hospinet, S.L.									.0	
00000		Servicios De Mantenimiento Prev, S.L.U.									.0	
00000		Winning Security, S.L.									.0	
00000		Ribera Salud proyectos S.L.									.0	

SCHEDULE Y

PART 2 - SUMMARY OF INSURER'S TRANSACTIONS WITH ANY AFFILIATES

1	2	3	4	5	6	7	8	9	10	11	12	13
NAIC Company Code	ID Number	Names of Insurers and Parent, Subsidiaries or Affiliates	Shareholder Dividends	Capital Contributions	Purchases, Sales or Exchanges of Loans, Securities, Real Estate, Mortgage Loans or Other Investments	Income/ (Disbursements) Incurred in Connection with Guarantees or Undertakings for the Benefit of any Affiliate(s)	Management Agreements and Service Contracts	Income/ (Disbursements) Incurred Under Reinsurance Agreements	*	Any Other Material Activity Not in the Ordinary Course of the Insurer's Business	Totals	Reinsurance Recoverable/ (Payable) on Losses and/or Reserve Credit Taken/(Liability)
00000		Ribera-Quilpro UTE									.0	
00000		Ribera Salud Infraestructuras S.L.U.									.0	
00000		Pro Diagnostic Group, a.s.									.0	
00000		Pro RTG									.0	
00000		DR Magnet									.0	
00000		Pro Magnet									.0	
00000		Medicina NZ									.0	
00000		MR Poprad									.0	
00000		CT Poprad									.0	
00000		MR Zilina									.0	
00000		Pro Magnet CZ									.0	
00000		Progress Medical a.s.									.0	
00000		OB Klinika, a.s.									.0	
00000		OB Care, s.r.o.									.0	
00000		Discare CZ, a.s.									.0	
00000		CT Presov s.r.o.									.0	
00000		MR Centrum Meinik, s.r.o.									.0	
00000		Hospital Povisa, S.A.									.0	
00000		Ribera Salud Tecnologias S.L.U.									.0	
00000		Torre Vieja Salud S.L.U.									.0	
00000		Torre Vieja Salud UTE									.0	
00000		Ribera Management, S.L.U.									.0	
00000		Ribera Healthcare, S.L.U.									.0	
00000		Ribera Diagnostics, S.L.U.									.0	
00000		UR Salud UTE									.0	
00000		Secure Capital Solutions 2000, S.L.U.									.0	
00000		Hospital Polusa, S.A.									.0	
00000		Clinica Santo Domingo De Lugo, S.L.									.0	
00000		Terapias Medicas Domiciliaris, S.L.									.0	
00000		Centene Technology Europe, S.L.U.									.0	
00000		Centene Technology UK Ltd.									.0	
00000		MH Services Int'l Holdings (UK) Limited									.0	
00000		MH Services International (UK) Limited									.0	
00000		AT Medics Holdings LLP									.0	
00000		AT Technology (Private) Limited									.0	
00000		At Medics Limited									.0	
00000		Primary Care Partners Limited									.0	
00000		AT Learning Limited									.0	
00000		AT Technology Services Limited									.0	
00000		AT Technology (Private) Limited									.0	
00000		The Practice Properties Limited									.0	
00000		Operose Health (Group) UK Limited									.0	

ANNUAL STATEMENT FOR THE YEAR 2021 OF THE QCA Health Plan, Inc.

SCHEDULE Y

PART 2 - SUMMARY OF INSURER'S TRANSACTIONS WITH ANY AFFILIATES

1	2	3	4	5	6	7	8	9	10	11	12	13
NAIC Company Code	ID Number	Names of Insurers and Parent, Subsidiaries or Affiliates	Shareholder Dividends	Capital Contributions	Purchases, Sales or Exchanges of Loans, Securities, Real Estate, Mortgage Loans or Other Investments	Income/ (Disbursements) Incurred in Connection with Guarantees or Undertakings for the Benefit of any Affiliate(s)	Management Agreements and Service Contracts	Income/ (Disbursements) Incurred Under Reinsurance Agreements	*	Any Other Material Activity Not in the Ordinary Course of the Insurer's Business	Totals	Reinsurance Recoverable/ (Payable) on Losses and/or Reserve Credit Taken/(Liability)
00000		Operose Health Limited										.0
00000		Operose Health (Group) Ltd										.0
00000		The Practice Surgeries Limited										.0
00000		Phoenix Primary Care Limited										.0
00000		Phoenix Primary (South) Limited										.0
00000		Circle Health Holdings Limited										.0
00000		Circle Holdings Limited										.0
00000		Circle Health Limited										.0
00000		Circle Health 1 Limited										.0
00000		Circle Health 2 Limited										.0
00000		Circle Health 3 Limited										.0
00000		Circle Health 4 Limited										.0
00000		Circle International Plc										.0
00000		Nations Healthcare Limited										.0
00000		Circle Nottingham Limited										.0
00000		Circle Rehabilitation Services										.0
00000		Circle Hospital (Reading) Limited										.0
00000		Circle Clinical Services Limited										.0
00000		Circle Birmingham Limited										.0
00000		Circle Harmony Health Limited										.0
00000		Shanghai Circle Harmony Hospital Mngmt										.0
00000		GHG Healthcare Holdings Limited										.0
00000		General Healthcare Group Limited										.0
00000		General Healthcare Holdings 2 Limited										.0
00000		General Healthcare Holdings 3 Limited										.0
00000		North West Cancer Clinic Limited										.0
00000		GHG (DB) Pension Trustees										.0
00000		GHG Mount Alvernia Hospital Limited										.0
00000		Generale de Sante International Limited										.0
00000		BMI Southend Private Hospital Limited										.0
00000		BMI Imaging Clinic Limited										.0
00000		BMI Healthcare Limited										.0
00000		BMI Hospital Decontamination Limited										.0
00000		BMI Syon Clinic Limited										.0
00000		Mount Alvernia PET CT Limited										.0
00000		Meriden Hosp Advance Imaging Centre Ltd										.0
00000		TKH Holding Ltd										.0
00000		GHG Intermediate Holdings Limited										.0
00000		Three Shires Hospital LP										.0
00000		The Pavilion Clinic Ltd										.0
00000		GHG Leasing Limited										.0
00000		Bishopswood SPV Limited										.0
00000		Runnymede SPV Limited										.0

42.5

ANNUAL STATEMENT FOR THE YEAR 2021 OF THE QCA Health Plan, Inc.

SCHEDULE Y

PART 2 - SUMMARY OF INSURER'S TRANSACTIONS WITH ANY AFFILIATES

1	2	3	4	5	6	7	8	9	10	11	12	13
NAIC Company Code	ID Number	Names of Insurers and Parent, Subsidiaries or Affiliates	Shareholder Dividends	Capital Contributions	Purchases, Sales or Exchanges of Loans, Securities, Real Estate, Mortgage Loans or Other Investments	Income/ (Disbursements) Incurred in Connection with Guarantees or Undertakings for the Benefit of any Affiliate(s)	Management Agreements and Service Contracts	Income/ (Disbursements) Incurred Under Reinsurance Agreements	*	Any Other Material Activity Not in the Ordinary Course of the Insurer's Business	Totals	Reinsurance Recoverable/ (Payable) on Losses and/or Reserve Credit Taken/(Liability)
00000		CEF Holding Company Limited									.0	
00000		Centene Europe Finance Company Limited									.0	
00000		Centene Int'l Finance Company Limited									.0	
00000	82-1172163	Centene Health Plan Holdings, Inc		(20,000,000)							(20,000,000)	
16395	82-5032556	Ambetter of North Carolina, Inc		20,000,000			(57,490,245)				(37,490,245)	
00000	82-2699483	Carolina Complete Hlth Holding Co. Partn									.0	
16526	82-2699332	Carolina Complete Health, Inc					(151,265,860)	121,330			(151,144,530)	
00000	82-3380290	New York Quality Healthcare Corporation									.0	
00000	55-0878053	Salus Administrative Services, Inc									.0	
00000	82-0802846	Salus IPA, LLC									.0	
00000	47-4179393	Community Medical Holdings Corp									.0	
00000	46-3485489	Access Medical Acquisition, LLC					8,965,632				8,965,632	
00000	45-3191569	Access Med Grp of N Miami Beach, Inc									.0	
00000	45-3191719	Access Medical Group of Miami, Inc									.0	
00000	45-3192283	Access Medical Group of Hiialeah, Inc									.0	
00000	45-3199819	Access Medical Grp of Westchester, Inc									.0	
00000	45-3505196	Access Medical Group of Opa-Locka, Inc									.0	
00000	45-3192955	Access Medical Group of Perrine, Inc									.0	
00000	45-3192366	Access Medical Group of FL City, Inc									.0	
00000	82-1737078	Access Medical Group of Tampa, Inc									.0	
00000	82-1750978	Access Medical Group of Tampa II, Inc									.0	
00000	82-1773315	Access Medical Group of Tampa III, Inc									.0	
00000	84-2750188	Access Medical Group of Lakeland, LLC									.0	
00000	82-4883921	Interpreta Holdings, Inc									.0	
00000	46-5517858	Interpreta, Inc					782,162				782,162	
00000	82-4581788	Patriots Holding Co									.0	
16771	84-3707689	Centene Venture Company AL HP, Inc					(735,181)	3,763			(731,418)	
00000	32-2434596	Next Door Neighbors, LLC									.0	
00000	83-2381790	Next Door Neighbors, Inc		(56,925,000)							(56,925,000)	
16505	83-2425735	Centene Venture Company Illinois		11,200,000			(1,338,299)	14,617			9,876,318	
16528	83-2409040	Centene Venture Company Kansas		10,800,000			(2,489,053)	20,955			8,331,902	
16499	83-2434596	Centene Venture Company Florida		6,300,000			(3,034,013)	15,497			3,281,484	
16773	84-3679376	Centene Venture Company Indiana, Inc		7,625,000			(1,229,638)	15,205			6,410,567	
16770	84-3724374	Centene Venture Company Tennessee		5,825,000			(563,611)	2,867			5,264,256	
16990	86-1543217	Centene Venture Insurance Company Texas		4,600,000							4,600,000	
16613	83-2446307	Centene Venture Company Michigan		10,575,000			(941,019)	7,960			9,641,941	
00000	83-4144116	Arch Personalized Medicine Init, LLC									.0	
00000	83-4205348	Social Health Bridge, LLC									.0	
00000	84-6403386	Social Health Bridge Trust					31,480				31,480	
95448	71-0794605	QCA Healthplan, Inc	(7,500,000)				(93,695,058)				(101,195,058)	
70998	71-0386640	Qualchoice Life and Health Ins. Co	(7,500,000)				(83,591,273)				(91,091,273)	
00000	36-4099199	HealthSmart Benefits Management, LLC									.0	
00000	20-2387587	Parker LP, LLC									.0	

ANNUAL STATEMENT FOR THE YEAR 2021 OF THE QCA Health Plan, Inc.

SCHEDULE Y

PART 2 - SUMMARY OF INSURER'S TRANSACTIONS WITH ANY AFFILIATES

1	2	3	4	5	6	7	8	9	10	11	12	13
NAIC Company Code	ID Number	Names of Insurers and Parent, Subsidiaries or Affiliates	Shareholder Dividends	Capital Contributions	Purchases, Sales or Exchanges of Loans, Securities, Real Estate, Mortgage Loans or Other Investments	Income/ (Disbursements) Incurred in Connection with Guarantees or Undertakings for the Benefit of any Affiliate(s)	Management Agreements and Service Contracts	Income/ (Disbursements) Incurred Under Reinsurance Agreements	*	Any Other Material Activity Not in the Ordinary Course of the Insurer's Business	Totals	Reinsurance Recoverable/ (Payable) on Losses and/or Reserve Credit Taken/(Liability)
00000	75-2508316	HealthSmart Preferred Care II, LP									.0	
00000	20-3394046	HealthSmart Primary Care Clinics, LP									.0	
00000	75-2960859	HealthSmart Care Mngmnt Solutions, LP									.0	
00000	75-2727437	HealthSmart Information Systems, Inc									.0	
00000	36-4099199	HealthSmart Benefit Solutions, Inc.									.0	
00000	06-1621470	HealthSmart Preferred Network II, Inc.									.0	
00000	34-1635597	HealthSmart Rx Solutions, Inc.									.0	
00000		Mauli Ola Health and Wellness, Inc.									.0	
16814	84-4119570	District Community Care Inc.									.0	
00000	84-5160960	Centene Inst for Adv Hlth Educ, LLC									.0	
00000		Centene Canada Corporation									.0	
00000	85-3802075	Prowl Holdings, LLC									.0	
00000	83-3240368	Panther Pass Co, LLC									.0	
00000		Panther Specialty Holding Co, LLC									.0	
00000	45-3620087	Pantherx Specialty, LLC									.0	
00000	37-1778465	Pantherx Access Services, LLC									.0	
00000		Quartet Health, Inc.									.0	
00000	80-0508223	Apixio, Inc.									.0	
00000	43-1106904	HughesLeahyKarlovic, LLC									.0	
00000	86-2318658	OK Complete Health Holding Co, LLC									.0	
00000	86-2694770	RI Health & Wellness, Inc.									.0	
00000		HLM Strategic Investment Fund, L.P.									.0	
00000	83-4405939	Wellcare Health Plans, Inc.									.0	
00000	59-3547616	Comprehensive Health Management, Inc.									.0	
00000	90-0779287	Collaborative Health Systems, LLC									.0	
00000	45-5481108	Accountable Care Coalition of GA, LLC									.0	
00000	81-2588974	Accountable Care Coalition of Ches, LLC									.0	
00000	45-4552802	Accountable Care Coalition of N TX, LLC									.0	
00000	47-3894436	Accountable Care Coalition of NE GA, LLC									.0	
00000	46-4106526	Accountable Care Coalition of NW FL, LLC									.0	
00000	47-3913308	Account Care Coal of SE Phys Part, LLC									.0	
00000	47-3842552	Accountable Care Coalition of SE TX, Inc.									.0	
00000	45-4113610	Accountable Care Coalition of SW WI, LLC									.0	
00000	45-2742298	Accountable Care Coalition of TX, Inc.									.0	
00000	47-2346408	AWC of Syracuse, Inc.									.0	
00000	30-0803845	Chrysalis Medical Services, LLC									.0	
00000	81-3365375	Collaborative Health Systems of MA, LLC									.0	
00000	81-3306594	Collaborative Health Systems of VA, LLC									.0	
00000	45-4119736	Accountable Care Coalition of MD, LLC									.0	
00000	45-5449147	Accountable Care Coalition of MD PC, LLC									.0	
00000	45-4561546	Essential Care Partners, LLC									.0	
00000	90-0855950	Maryland Collaborative Care, LLC									.0	

ANNUAL STATEMENT FOR THE YEAR 2021 OF THE QCA Health Plan, Inc.

SCHEDULE Y

PART 2 - SUMMARY OF INSURER'S TRANSACTIONS WITH ANY AFFILIATES

1	2	3	4	5	6	7	8	9	10	11	12	13
NAIC Company Code	ID Number	Names of Insurers and Parent, Subsidiaries or Affiliates	Shareholder Dividends	Capital Contributions	Purchases, Sales or Exchanges of Loans, Securities, Real Estate, Mortgage Loans or Other Investments	Income/ (Disbursements) Incurred in Connection with Guarantees or Undertakings for the Benefit of any Affiliate(s)	Management Agreements and Service Contracts	Income/ (Disbursements) Incurred Under Reinsurance Agreements	*	Any Other Material Activity Not in the Ordinary Course of the Insurer's Business	Totals	Reinsurance Recoverable/ (Payable) on Losses and/or Reserve Credit Taken/(Liability)
00000	81-2704355	Mid-Atlantic Collaborative Care, LLC									.0	
00000	45-5626871	Northern MD Collaborative Care, LLC									.0	
00000	82-1246845	Acct Care Coal of Elite Prov VII, LLC									.0	
00000	82-1681146	Acct Care Coal of Comm Hlth Ctrs, LLC									.0	
00000	82-1669422	Acct Care Coal of Comm Hlth Ctrs II, LLC									.0	
00000	82-1623920	Acct Care Coal of SE Partners, LLC									.0	
00000	82-1558080	Acct Care Coal of Elite Providers LLC									.0	
00000	84-2217098	Acct Care Coal of Florida Partners, LLC									.0	
00000	82-1280079	MD Collab Care Transformation Org, Inc									.0	
00000	82-1604548	Acct Care Coal of Quality Health, LLC									.0	
00000	82-1698885	Acct Care Coal of Prime Health, LLC									.0	
00000	82-0727997	Acct Care Coal of NE Partners, LLC									.0	
00000	82-1219279	Acct Care Coal of Tennessee, LLC									.0	
00000	84-2574901	Acct Care Coal Direct Contracting, LLC									.0	
00000	85-0822080	Acct Care Coal of Elite Prov II, LLC									.0	
00000	85-0829473	Acct Care Coal of Elite Prov, III, LLC									.0	
00000	85-0847691	Acct Care Coal of Elite Prov IV, LLC									.0	
00000	85-0863292	Acct Care Coal of Elite Providers V, LLC									.0	
00000	85-0907849	DELMARVA Collaborative Care, LLC									.0	
00000	85-0878405	Account Care Coal of Qual Hth II, LLC									.0	
00000	85-0893657	Account Care Coal of Qual Hlth III, LLC									.0	
00000	85-1770215	Collaborative Health Systems IPA, LLC									.0	
00000	59-3547616	Comprehensive Health Management, Inc					(1,952,324,257)				(1,952,324,257)	
10760	20-2103320	WellCare of Georgia					155,598,123				155,598,123	
10155	20-2383134	WellCare Prescription Insurance	(50,000,000)				212,682,010				162,682,010	
12749	20-3562146	WellCare of Ohio Inc					952				952	
64467	36-6069295	WellCare Health Insurance Co of KY, Inc	(25,000,000)				320,970,545	804,587			296,775,132	
10884	11-3197523	WellCare Health Insurance of New York					222,446				222,446	
13020	20-8017319	WellCare Health Plans of New Jersey Inc		17,000,000			138,638,952				155,638,952	
12964	20-8058761	WellCare of Texas, Inc		50,000,000			55,813,061				105,813,061	
11775	32-0062883	WellCare of South Carolina, Inc		11,000,000			28,174,874	50,591			39,225,465	
16533	45-5154364	WellCare Health Plans of Tennessee, Inc					(862)				(862)	
15510	47-0971481	WellCare Health Plans of Kentucky, Inc					7,803				7,803	
14404	45-3617189	WellCare of Kansas, Inc	(1,873,711)								(1,873,711)	
16239	82-1301128	WellCare of Alabama, Inc		7,500,000			1,503,915				9,003,915	
16117	81-3299281	WellCare of Oklahoma, Inc		1,000,000			(4,473)				995,527	
16329	81-5442932	WellCare of Mississippi, Inc		1,000,000			198,218				1,198,218	
16765	82-0664467	WellCare of Virginia, Inc					(597)				(597)	
16253	82-3169616	WellCare Health Plans of Arizona, Inc		9,000,000			9,256,542				18,256,542	
16343	82-4247084	WellCare Health Insurance Co of America					781,184				781,184	
16342	82-5127096	WellCare Nat'l Health Insurance Co		2,000,000			3,677,117				5,677,117	
16344	82-3114517	WellCare of Maine, Inc					10,860,031				10,860,031	
16788	83-3333918	WellCare Health Insurance Co. of LA Inc		4,300,000			1,606,336				5,906,336	

ANNUAL STATEMENT FOR THE YEAR 2021 OF THE QCA Health Plan, Inc.

SCHEDULE Y

PART 2 - SUMMARY OF INSURER'S TRANSACTIONS WITH ANY AFFILIATES

1	2	3	4	5	6	7	8	9	10	11	12	13
NAIC Company Code	ID Number	Names of Insurers and Parent, Subsidiaries or Affiliates	Shareholder Dividends	Capital Contributions	Purchases, Sales or Exchanges of Loans, Securities, Real Estate, Mortgage Loans or Other Investments	Income/ (Disbursements) Incurred in Connection with Guarantees or Undertakings for the Benefit of any Affiliate(s)	Management Agreements and Service Contracts	Income/ (Disbursements) Incurred Under Reinsurance Agreements	*	Any Other Material Activity Not in the Ordinary Course of the Insurer's Business	Totals	Reinsurance Recoverable/ (Payable) on Losses and/or Reserve Credit Taken/(Liability)
16571	83-2069308	WellCare of Washington, Inc.		3,800,000			2,395,927				6,195,927	
16570	83-3166908	WellCare Health Insurance Co of WA, Inc.		300,000			290,226				590,226	
16531	83-2797833	WellCare of Arkansas, Inc.					(610)				(610)	
16513	83-2126269	WellCare Health Insurance of CT, Inc.		37,500,000			3,332,057				40,832,057	
16512	83-3525830	WellCare of MO Health Ins Co, Inc.					1,218,268				1,218,268	
16515	83-2914327	WellCare of New Hampshire, Inc.					32,333				32,333	
16516	83-3091673	WellCare Health Insurance Co of NH, Inc.		3,100,000			381,003				3,481,003	
16789	84-4709471	WellCare Health Insurance Co of NJ, Inc.		43,900,000			3,816,283				47,716,283	
16547	82-5488080	WellCare of North Carolina, Inc.		12,000,000			77,955,845	196,128			90,151,973	
16548	83-3493160	WellCare Health Insurance of NC, Inc.		14,000,000			7,823,172	9,867			21,833,039	
16532	83-2126269	WellCare Health Insurance of TN, Inc.		2,300,000			434,784				2,734,784	
16514	83-2255514	WellCare Health Plans of Vermont, Inc.		3,600,000			992,367				4,592,367	
16569	83-3351254	WellCare Health Plans of Wisconsin, Inc.	(1,134,195)								(1,134,195)	
16568	83-3310218	WellCare Health Insurance Co of WI, Inc.	(2,016,416)								(2,016,416)	
16692	84-3739752	WellCare Health Insur of the SW, Inc.		2,000,000			767,561				2,767,561	
16766	84-4627844	WellCare Health Plans of RI, Inc.		1,800,000			1,099,206				2,899,206	
16765	84-4649985	WellCare of Illinois, Inc.		6,100,000			2,718,209				8,818,209	
16753	84-3907795	WellCare Health Plans of Missouri, Inc.		1,500,000			823,360				2,323,360	
16752	84-4449030	WellCare Health Insurance Co of OK, Inc.		1,000,000			(661)				999,339	
17002	84-4664883	WellCare Health Insurance of HI, Inc.		1,000,000			(217)				999,783	
16970	84-3547689	WellCare Health Plans of MA, Inc.		6,119,977			25				6,120,002	
80624	13-1851754	American Progressive Life & Hlth Ins Co.		25,000,000			55,872,672				80,872,672	
10096	62-1819658	SelectCare of Texas	(17,197,850)				95,235,746				78,037,896	
10768	74-3141949	SelectCare Health Plans					1,438,760				1,438,760	
83445	86-0269558	WellCare Health Insurance of AZ, Inc.					109,029,773				109,029,773	
00000	20-5327501	Wellcare of California, Inc.					45,931,504				45,931,504	
95081	59-2583622	WellCare of Florida	(335,000,000)				612,401,744				277,401,744	
95334	14-1676443	WellCare of New York	(275,000,000)				46,936,554				(228,063,446)	
95310	06-1405640	WellCare of Connecticut					12,168,205				12,168,205	
00000	06-1742685	ONECare by Care1st Health Plan AZ, Inc.	(6,000,000)				2,215,538				(3,784,462)	
00000	57-1165217	Care1st Health Plan Arizona, Inc.	(55,000,000)				91,967,898				36,967,898	
11229	36-4050495	Harmony Health Plan, Inc.	(40,000,000)				117,489,009				77,489,009	
52563	38-3253977	Meridian Health Plan of Michigan, Inc.		65,000,000			711,545,559	689,821			777,235,380	
13189	20-3209671	Meridian Health Plan of Illinois, Inc.	(50,000,000)				1,489,201,381				1,439,201,381	
00000	14-1647239	The WellCare Management Group, Inc.	858,222,172	(332,819,977)							525,402,195	
00000		Meridian Management Company					(666,869,011)				(666,869,011)	
00000	76-0459857	Heritage Health Systems of Texas, Inc.									0	
00000	62-1694548	Golden Triangle Physician Alliance					(19,816,961)				(19,816,961)	
00000	76-0560730	Heritage Physician Networks					(15,715,548)				(15,715,548)	
10768	74-3141949	SelectCare Health Plans, Inc.									0	
00000	76-0500963	HHS Texas Management, LP									0	
00000	76-0500964	HHS Texas Management, Inc.									0	
00000	76-0500963	HHS Texas Management, LP									0	

ANNUAL STATEMENT FOR THE YEAR 2021 OF THE QCA Health Plan, Inc.

SCHEDULE Y

PART 2 - SUMMARY OF INSURER'S TRANSACTIONS WITH ANY AFFILIATES

1	2	3	4	5	6	7	8	9	10	11	12	13
NAIC Company Code	ID Number	Names of Insurers and Parent, Subsidiaries or Affiliates	Shareholder Dividends	Capital Contributions	Purchases, Sales or Exchanges of Loans, Securities, Real Estate, Mortgage Loans or Other Investments	Income/ (Disbursements) Incurred in Connection with Guarantees or Undertakings for the Benefit of any Affiliate(s)	Management Agreements and Service Contracts	Income/ (Disbursements) Incurred Under Reinsurance Agreements	*	Any Other Material Activity Not in the Ordinary Course of the Insurer's Business	Totals	Reinsurance Recoverable/ (Payable) on Losses and/or Reserve Credit Taken/(Liability)
00000	90-0779287	Collaborative Health Systems, LLC									.0	
00000	45-5481108	Accountable Care Coalition of GA, LLC									.0	
00000	81-2588974	Accountable Care Coalition of CHSPK LLC									.0	
00000	46-2881180	Accountable Care Coalition of MS, LLC									.0	
00000	45-4552802	Accountable Care Coalition of N. TX LLC									.0	
00000	47-3894436	Accountable Care Coalition of NE GA, LLC									.0	
00000	46-4106526	Accountable Care Coalition of NW FL LLC									.0	
00000	47-3913308	Accountable Care Coal. of SE Phys Prtnrs									.0	
00000	47-3842552	Accountable Care Coaliton of SE TX Inc									.0	
00000	45-4113610	Accountable Care Colation of SE WI, LLC									.0	
00000	45-2742298	Accountable Care Coalition of TX, Inc									.0	
00000	47-2346408	AWC of Syracuse, Inc									.0	
00000	30-0803845	Chrysalis Medical Services, LLC									.0	
00000	81-3365375	Collaborative Health Systems of MD, LLC									.0	
00000	81-3306594	Collaborative Health Systems of VA, LLC									.0	
00000	45-4119736	Accountable Care Coalition of MD, LLC									.0	
00000	45-5449147	Accountable Care Coal of MD Primary Care									.0	
00000	45-4561546	Essential Care Partners, LLC									.0	
00000	47-3923394	Hudson Accountable Care, LLC									.0	
00000	90-0855950	Maryland Collaborative Care, LLC									.0	
00000	81-2704355	Mid-Atlantic Collaborative Care, LLC									.0	
00000	45-5626871	Northern MD Collaborative Care, LLC									.0	
00000	82-1246845	Accountable Care Coal of Elite Prvdr VII									.0	
00000	82-1681146	Accountable Care Coalition of CHCs, LLC									.0	
00000	82-1669422	Accountable Care Coal of CHCs II, LLC									.0	
00000	82-1623920	Accountable Care Coal of SE Prtnrs, LLC									.0	
00000	82-1558080	Accountable Care Coal of Elite Prvds LLC									.0	
00000	84-2217098	Accountable Care Coal of FL Partners LLC									.0	
00000	82-1280079	MD Collab. Care Transformation Org Inc									.0	
00000	82-1263227	Accountable Care Coalition of NJ, Inc									.0	
00000	82-1604548	Accountable Care Coal of Quality Health									.0	
00000	82-1698885	Accountable Care Coal of Prime Hlth, LLC									.0	
00000	82-0727997	Accountable Care Coal of NE Prtnrs, LLC									.0	
00000	82-1219279	Accountable Care Coalition of TN, LLC									.0	
00000	84-2574901	Accountable Care Coal Direct Cont., LLC									.0	
00000	85-0822080	Accountable Care Coal of Elite Prvdr II									.0	
00000	85-0829473	Accountable Care Coal of Elite Prvdr III									.0	
00000	85-0847691	Accountable Care Coal of Elite Prvdr IV									.0	
00000	85-0863292	Accountable Care Coal of Elite Prvdr V									.0	
00000	85-0907849	Accountable Care Coal of Elite Prvdr VI									.0	
00000	85-0878405	Accountable Care Coal of Quality Hlth II									.0	
00000	85-0893657	Accountable Care Coal of Qual. Hlth III									.0	
00000	85-1770215	Collaborative Health Systems IPA, LLC									.0	

42.10

ANNUAL STATEMENT FOR THE YEAR 2021 OF THE QCA Health Plan, Inc.

SCHEDULE Y

PART 3 – ULTIMATE CONTROLLING PARTY AND LISTING OF OTHER U.S. INSURANCE GROUPS OR ENTITIES UNDER THAT ULTIMATE CONTROLLING PARTY’S CONTROL

1	2	3	4	5	6	7	8
Insurers in Holding Company	Owners with Greater than 10% Ownership	Ownership Percentage Column 2 of Column 1	Granted Disclaimer of Control/Affiliation of Column 2 Over Column 1 (Yes/No)	Ultimate Controlling Party	U.S. Insurance Groups or Entities Controlled by Column 5	Ownership Percentage (Columns 5 of Column 6)	Granted Disclaimer of Control/Affiliation of Column 5 Over Column 6 (Yes/No)
American Progressive L&H IC of NY	Universal American Holdings LLC	100.000 %	NO	Centene	Centene	100.000 %	NO
	Universal American Corp	100.000 %	NO			100.000 %	NO
	The Wellcare Mgmt. Group Inc	100.000 %	NO			100.000 %	NO
	WCG Health Mgmt. Inc	100.000 %	NO			100.000 %	NO
	Wellcare Health Plans Inc	100.000 %	NO			100.000 %	NO
Trillium Community Health Plan, Inc	Agate Resources, Inc	100.000 %	NO	Centene	Centene	100.000 %	NO
	Centene Corporation	100.000 %	NO			100.000 %	NO
Coordinated Care of Washington, Inc	Healthy Washington Holdings, Inc	100.000 %	NO	Centene	Centene	100.000 %	NO
	Centene Corporation	100.000 %	NO			100.000 %	NO
Home State Health Plan, Inc	Healthy Missouri Holdings, Inc	100.000 %	NO	Centene	Centene	95.000 %	NO
	Centene Corporation	95.000 %	NO	Centene	Centene	95.000 %	NO
Carolina Complete Health, Inc	Carolina Complete Health Holding Company Partnership	100.000 %	NO	Centene	Centene	80.000 %	NO
	Centene Health Plan Holdings, Inc	80.000 %	NO	Centene	Centene	80.000 %	NO
	Centene Corporation	80.000 %	NO	Centene	Centene	80.000 %	NO
Arkansas Total Care, Inc	Arkansas Total Care Holding Company, LLC	100.000 %	NO	Centene	Centene	49.000 %	NO
	Arkansas Health & Wellness Health Plan, Inc	49.000 %	NO	Centene	Centene	49.000 %	NO
	Centene Corporation	49.000 %	NO	Centene	Centene	49.000 %	NO
SilverSummit Healthplan, Inc	Centene Corporation	100.000 %	NO	Centene	Centene	100.000 %	NO
Michigan Complete Health, Inc	Centene Corporation	100.000 %	NO	Centene	Centene	100.000 %	NO
Granite State Health Plan, Inc	Centene Corporation	100.000 %	NO	Centene	Centene	100.000 %	NO
California Health and Wellness Plan	Centene Corporation	100.000 %	NO	Centene	Centene	100.000 %	NO
Sunflower State Health Plan, Inc	Centene Corporation	100.000 %	NO	Centene	Centene	100.000 %	NO
Superior HealthPlan Community Solutions, Inc	Centene Corporation	100.000 %	NO	Centene	Centene	100.000 %	NO
Buckeye Health Plan Community Solutions, Inc	Centene Corporation	100.000 %	NO	Centene	Centene	100.000 %	NO
Kentucky Spirit Health Plan, Inc	Centene Corporation	100.000 %	NO	Centene	Centene	100.000 %	NO
Halmark Life Insurance Co	Centene Corporation	100.000 %	NO	Centene	Centene	100.000 %	NO
Sunshine Health Community Solutions, Inc	Centene Corporation	100.000 %	NO	Centene	Centene	100.000 %	NO
Magnolia Health Plan, Inc	Centene Corporation	100.000 %	NO	Centene	Centene	100.000 %	NO
Western Sky Community Care, Inc	Centene Corporation	100.000 %	NO	Centene	Centene	100.000 %	NO
Pennsylvania Health & Wellness, Inc	Centene Corporation	100.000 %	NO	Centene	Centene	100.000 %	NO
Nebraska Total Care, Inc	Centene Corporation	100.000 %	NO	Centene	Centene	100.000 %	NO
District Community Care, Inc	Centene Corporation	100.000 %	NO	Centene	Centene	100.000 %	NO
Mauli Ola Health and Wellness, Inc	Centene Corporation	100.000 %	NO	Centene	Centene	100.000 %	NO
Tennessee Total Care, Inc	Centene Corporation	100.000 %	NO	Centene	Centene	100.000 %	NO
Oklahoma Complete Health, Inc	Centene Corporation	100.000 %	NO	Centene	Centene	100.000 %	NO
University Health Plans, Inc	Centene Corporation	100.000 %	NO	Centene	Centene	100.000 %	NO
Qualchoice Life and Health Insurance Company, Inc	Centene Corporation	100.000 %	NO	Centene	Centene	100.000 %	NO
QCA Health Plan, Inc	Centene Corporation	100.000 %	NO	Centene	Centene	100.000 %	NO
RI Health & Wellness, Inc	Centene Corporation	100.000 %	NO	Centene	Centene	100.000 %	NO
Iowa Total Care, Inc	Centene Corporation	100.000 %	NO	Centene	Centene	100.000 %	NO
Arkansas Health & Wellness Health Plan, Inc	Centene Corporation	100.000 %	NO	Centene	Centene	100.000 %	NO
Ambetter of North Carolina, Inc	Centene Corporation	100.000 %	NO	Centene	Centene	100.000 %	NO
Bankers Reserve Life Insurance Company of Wisconsin, Inc	Centene Corporation	100.000 %	NO	Centene	Centene	100.000 %	NO
Absolute Total Care, Inc	Centene Corporation	100.000 %	NO	Centene	Centene	100.000 %	NO
Superior Health Plan, Inc	Centene Corporation	100.000 %	NO	Centene	Centene	100.000 %	NO
Managed Health Services Insurance Corp	Centene Corporation	100.000 %	NO	Centene	Centene	100.000 %	NO
Peach State Health Plan, Inc	Centene Corporation	100.000 %	NO	Centene	Centene	100.000 %	NO

ANNUAL STATEMENT FOR THE YEAR 2021 OF THE QCA Health Plan, Inc.

SCHEDULE Y

PART 3 – ULTIMATE CONTROLLING PARTY AND LISTING OF OTHER U.S. INSURANCE GROUPS OR ENTITIES UNDER THAT ULTIMATE CONTROLLING PARTY’S CONTROL

1	2	3	4	5	6	7	8
Insurers in Holding Company	Owners with Greater than 10% Ownership	Ownership Percentage Column 2 of Column 1	Granted Disclaimer of Control/Affiliation of Column 2 Over Column 1 (Yes/No)	Ultimate Controlling Party	U.S. Insurance Groups or Entities Controlled by Column 5	Ownership Percentage (Columns 5 of Column 6)	Granted Disclaimer of Control/Affiliation of Column 5 Over Column 6 (Yes/No)
Buckeye Community Health Plan, Inc.	Centene Corporation	100.000 %	NO	Centene	Centene	100.000 %	NO
Coordinated Care Corporation	Centene Corporation	100.000 %	NO	Centene	Centene	100.000 %	NO
Bridgeway Health Solutions of Arizona Inc.	Bridgeway Health Solutions, LLC	100.000 %	NO	Centene	Centene	100.000 %	NO
Louisiana Healthcare Connections, Inc.	Healthy Louisiana Holdings LLC	100.000 %	NO	Centene	Centene	100.000 %	NO
Sunshine State Health Plan, Inc.	Sunshine Health Holding, LLC	50.000 %	NO	Centene	Centene	100.000 %	NO
	The WellCare Management Group, Inc.	50.000 %	NO			100.000 %	NO
New York Quality Healthcare Corporation	Centene Corporation	100.000 %	NO	Centene	Centene	100.000 %	NO
Salus Administrative Services, Inc.	New York Quality Healthcare Corporation	100.000 %	NO	Centene	Centene	100.000 %	NO
Novasys Health, Inc.	Celtic Group, Inc.	100.000 %	NO	Centene	Centene	100.000 %	NO
Celtic Insurance Company	Celtic Group, Inc.	100.000 %	NO	Centene	Centene	100.000 %	NO
Ambetter of Peach State Inc.	Celtic Insurance Company	100.000 %	NO	Centene	Centene	100.000 %	NO
	Celtic Group, Inc.	100.000 %	NO			100.000 %	NO
Ambetter of Magnolia, Inc.	Celtic Insurance Company	100.000 %	NO	Centene	Centene	100.000 %	NO
	Celtic Group, Inc.	100.000 %	NO			100.000 %	NO
Celticare Health Plan of Massachusetts, Inc.	Celticare Health Plan Holdings, LLC	100.000 %	NO	Centene	Centene	100.000 %	NO
	Celtic Group, Inc.	100.000 %	NO			100.000 %	NO
Health Net Community Solutions, Inc.	Health Net, LLC	100.000 %	NO	Centene	Centene	100.000 %	NO
Health Net of Arizona, Inc.	Health Net, LLC	100.000 %	NO	Centene	Centene	100.000 %	NO
Health Net Health Plan of Oregon, Inc.	Health Net, LLC	100.000 %	NO	Centene	Centene	100.000 %	NO
Health Net Access, Inc.	Health Net, LLC	100.000 %	NO	Centene	Centene	100.000 %	NO
Health Net Community Solutions of Arizona, Inc.	Health Net, LLC	100.000 %	NO	Centene	Centene	100.000 %	NO
Health Net of California, Inc.	Health Net, LLC	100.000 %	NO	Centene	Centene	100.000 %	NO
Health Net Life Insurance Company	Health Net of California, Inc.	100.000 %	NO	Centene	Centene	100.000 %	NO
	Health Net, LLC	100.000 %	NO			100.000 %	NO
Health Net Life Reinsurance Company	Health Net of California, Inc.	100.000 %	NO	Centene	Centene	100.000 %	NO
	Health Net, LLC	100.000 %	NO			100.000 %	NO
WellCare of Georgia, Inc.	The WellCare Management Group, Inc.	100.000 %	NO	Centene	Centene	100.000 %	NO
	WCG Health Management, Inc.	100.000 %	NO			100.000 %	NO
	WellCare Health Plans, Inc.	100.000 %	NO			100.000 %	NO
WellCare Prescription Insurance, Inc.	The WellCare Management Group, Inc.	100.000 %	NO	Centene	Centene	100.000 %	NO
	WCG Health Management, Inc.	100.000 %	NO			100.000 %	NO
	WellCare Health Plans, Inc.	100.000 %	NO			100.000 %	NO
WellCare of Ohio, Inc.	The WellCare Management Group, Inc.	100.000 %	NO	Centene	Centene	100.000 %	NO
	WCG Health Management, Inc.	100.000 %	NO			100.000 %	NO
	WellCare Health Plans, Inc.	100.000 %	NO			100.000 %	NO
WellCare Health Insurance Company of Kentucky, Inc.	The WellCare Management Group, Inc.	100.000 %	NO	Centene	Centene	100.000 %	NO
	WCG Health Management, Inc.	100.000 %	NO			100.000 %	NO
	WellCare Health Plans, Inc.	100.000 %	NO			100.000 %	NO
WellCare Health Insurance of New York, Inc.	The WellCare Management Group, Inc.	100.000 %	NO	Centene	Centene	100.000 %	NO
	WCG Health Management, Inc.	100.000 %	NO			100.000 %	NO
	WellCare Health Plans, Inc.	100.000 %	NO			100.000 %	NO
WellCare Health Plans of New Jersey, Inc.	The WellCare Management Group, Inc.	100.000 %	NO	Centene	Centene	100.000 %	NO
	WCG Health Management, Inc.	100.000 %	NO			100.000 %	NO
	WellCare Health Plans, Inc.	100.000 %	NO			100.000 %	NO
WellCare of Texas, Inc.	The WellCare Management Group, Inc.	100.000 %	NO	Centene	Centene	100.000 %	NO
	WCG Health Management, Inc.	100.000 %	NO			100.000 %	NO
	WellCare Health Plans, Inc.	100.000 %	NO			100.000 %	NO
WellCare of South Carolina, Inc.	The WellCare Management Group, Inc.	100.000 %	NO	Centene	Centene	100.000 %	NO
	WCG Health Management, Inc.	100.000 %	NO			100.000 %	NO

ANNUAL STATEMENT FOR THE YEAR 2021 OF THE QCA Health Plan, Inc.

SCHEDULE Y

PART 3 – ULTIMATE CONTROLLING PARTY AND LISTING OF OTHER U.S. INSURANCE GROUPS OR ENTITIES UNDER THAT ULTIMATE CONTROLLING PARTY’S CONTROL

1	2	3	4	5	6	7	8
Insurers in Holding Company	Owners with Greater than 10% Ownership	Ownership Percentage Column 2 of Column 1	Granted Disclaimer of Control/Affiliation of Column 2 Over Column 1 (Yes/No)	Ultimate Controlling Party	U.S. Insurance Groups or Entities Controlled by Column 5	Ownership Percentage (Columns 5 of Column 6)	Granted Disclaimer of Control/Affiliation of Column 5 Over Column 6 (Yes/No)
Ohana Health Plan, Inc.	WellCare Health Plans, Inc.	100.000 %	NO	Centene	Centene	100.000 %	NO
	The WellCare Management Group, Inc.	100.000 %	NO			100.000 %	NO
	WCG Health Management, Inc.	100.000 %	NO			100.000 %	NO
WellCare of Arkansas, Inc.	WellCare Health Plans, Inc.	100.000 %	NO	Centene	Centene	100.000 %	NO
	The WellCare Management Group, Inc.	100.000 %	NO			100.000 %	NO
	WCG Health Management, Inc.	100.000 %	NO			100.000 %	NO
Rhythm Health of Tennessee, Inc.	WellCare Health Plans, Inc.	100.000 %	NO	Centene	Centene	100.000 %	NO
	The WellCare Management Group, Inc.	100.000 %	NO			100.000 %	NO
	WCG Health Management, Inc.	100.000 %	NO			100.000 %	NO
WellCare Health Insurance Company of Nevada, Inc.	WellCare Health Plans, Inc.	100.000 %	NO	Centene	Centene	100.000 %	NO
	The WellCare Management Group, Inc.	100.000 %	NO			100.000 %	NO
	WCG Health Management, Inc.	100.000 %	NO			100.000 %	NO
WellCare Health Plans of Kentucky, Inc.	WellCare Health Plans, Inc.	100.000 %	NO	Centene	Centene	100.000 %	NO
	The WellCare Management Group, Inc.	100.000 %	NO			100.000 %	NO
	WCG Health Management, Inc.	100.000 %	NO			100.000 %	NO
WellCare of Pennsylvania, Inc.	WellCare Health Plans, Inc.	100.000 %	NO	Centene	Centene	100.000 %	NO
	The WellCare Management Group, Inc.	100.000 %	NO			100.000 %	NO
	WCG Health Management, Inc.	100.000 %	NO			100.000 %	NO
WellCare of Oklahoma, Inc.	WellCare Health Plans, Inc.	100.000 %	NO	Centene	Centene	100.000 %	NO
	The WellCare Management Group, Inc.	100.000 %	NO			100.000 %	NO
	WCG Health Management, Inc.	100.000 %	NO			100.000 %	NO
WellCare of Mississippi, Inc.	WellCare Health Plans, Inc.	100.000 %	NO	Centene	Centene	100.000 %	NO
	The WellCare Management Group, Inc.	100.000 %	NO			100.000 %	NO
	WCG Health Management, Inc.	100.000 %	NO			100.000 %	NO
WellCare of Alabama, Inc.	WellCare Health Plans, Inc.	100.000 %	NO	Centene	Centene	100.000 %	NO
	The WellCare Management Group, Inc.	100.000 %	NO			100.000 %	NO
	WCG Health Management, Inc.	100.000 %	NO			100.000 %	NO
WellCare of Virginia, Inc.	WellCare Health Plans, Inc.	100.000 %	NO	Centene	Centene	100.000 %	NO
	The WellCare Management Group, Inc.	100.000 %	NO			100.000 %	NO
	WCG Health Management, Inc.	100.000 %	NO			100.000 %	NO
WellCare Health Plans of Arizona, Inc.	WellCare Health Plans, Inc.	100.000 %	NO	Centene	Centene	100.000 %	NO
	The WellCare Management Group, Inc.	100.000 %	NO			100.000 %	NO
	WCG Health Management, Inc.	100.000 %	NO			100.000 %	NO
WellCare Health Insurance Company of American, Inc.	WellCare Health Plans, Inc.	100.000 %	NO	Centene	Centene	100.000 %	NO
	The WellCare Management Group, Inc.	100.000 %	NO			100.000 %	NO
	WCG Health Management, Inc.	100.000 %	NO			100.000 %	NO
WellCare National Health Insurance Company	WellCare Health Plans, Inc.	100.000 %	NO	Centene	Centene	100.000 %	NO
	The WellCare Management Group, Inc.	100.000 %	NO			100.000 %	NO
	WCG Health Management, Inc.	100.000 %	NO			100.000 %	NO
WellCare of Maine, Inc.	WellCare Health Plans, Inc.	100.000 %	NO	Centene	Centene	100.000 %	NO
	The WellCare Management Group, Inc.	100.000 %	NO			100.000 %	NO
	WCG Health Management, Inc.	100.000 %	NO			100.000 %	NO
WellCare Health Insurance Company of Louisiana, Inc.	WellCare Health Plans, Inc.	100.000 %	NO	Centene	Centene	100.000 %	NO
	The WellCare Management Group, Inc.	100.000 %	NO			100.000 %	NO
	WCG Health Management, Inc.	100.000 %	NO			100.000 %	NO
WellCare of Washington, Inc.	WellCare Health Plans, Inc.	100.000 %	NO	Centene	Centene	100.000 %	NO
	The WellCare Management Group, Inc.	100.000 %	NO			100.000 %	NO
	WCG Health Management, Inc.	100.000 %	NO			100.000 %	NO

ANNUAL STATEMENT FOR THE YEAR 2021 OF THE QCA Health Plan, Inc.

SCHEDULE Y

PART 3 – ULTIMATE CONTROLLING PARTY AND LISTING OF OTHER U.S. INSURANCE GROUPS OR ENTITIES UNDER THAT ULTIMATE CONTROLLING PARTY’S CONTROL

1	2	3	4	5	6	7	8
Insurers in Holding Company	Owners with Greater than 10% Ownership	Ownership Percentage Column 2 of Column 1	Granted Disclaimer of Control/Affiliation of Column 2 Over Column 1 (Yes/No)	Ultimate Controlling Party	U.S. Insurance Groups or Entities Controlled by Column 5	Ownership Percentage (Columns 5 of Column 6)	Granted Disclaimer of Control/Affiliation of Column 5 Over Column 6 (Yes/No)
WellCare Health Insurance Company of Washington, Inc.	WellCare Health Plans, Inc.	100.000 %	NO			100.000 %	NO
	The WellCare Management Group, Inc.	100.000 %	NO	Centene	Centene	100.000 %	NO
	WCG Health Management, Inc.	100.000 %	NO			100.000 %	NO
	WellCare Health Plans, Inc.	100.000 %	NO			100.000 %	NO
WellCare of Missouri Health Insurance Company, Inc.	The WellCare Management Group, Inc.	100.000 %	NO	Centene	Centene	100.000 %	NO
	WCG Health Management, Inc.	100.000 %	NO			100.000 %	NO
	WellCare Health Plans, Inc.	100.000 %	NO			100.000 %	NO
WellCare of New Hampshire, Inc.	The WellCare Management Group, Inc.	100.000 %	NO	Centene	Centene	100.000 %	NO
	WCG Health Management, Inc.	100.000 %	NO			100.000 %	NO
	WellCare Health Plans, Inc.	100.000 %	NO			100.000 %	NO
WellCare Health Insurance Company of New Hampshire, Inc.	The WellCare Management Group, Inc.	100.000 %	NO	Centene	Centene	100.000 %	NO
	WCG Health Management, Inc.	100.000 %	NO			100.000 %	NO
	WellCare Health Plans, Inc.	100.000 %	NO			100.000 %	NO
WellCare Health Insurance Company of New Jersey, Inc.	The WellCare Management Group, Inc.	100.000 %	NO	Centene	Centene	100.000 %	NO
	WCG Health Management, Inc.	100.000 %	NO			100.000 %	NO
	WellCare Health Plans, Inc.	100.000 %	NO			100.000 %	NO
WellCare of North Carolina, Inc.	The WellCare Management Group, Inc.	100.000 %	NO	Centene	Centene	100.000 %	NO
	WCG Health Management, Inc.	100.000 %	NO			100.000 %	NO
	WellCare Health Plans, Inc.	100.000 %	NO			100.000 %	NO
WellCare Health Insurance of North Carolina, Inc.	The WellCare Management Group, Inc.	100.000 %	NO	Centene	Centene	100.000 %	NO
	WCG Health Management, Inc.	100.000 %	NO			100.000 %	NO
	WellCare Health Plans, Inc.	100.000 %	NO			100.000 %	NO
WellCare Health Insurance of Tennessee, Inc.	The WellCare Management Group, Inc.	100.000 %	NO	Centene	Centene	100.000 %	NO
	WCG Health Management, Inc.	100.000 %	NO			100.000 %	NO
	WellCare Health Plans, Inc.	100.000 %	NO			100.000 %	NO
WellCare Health Plans of Vermont, Inc.	The WellCare Management Group, Inc.	100.000 %	NO	Centene	Centene	100.000 %	NO
	WCG Health Management, Inc.	100.000 %	NO			100.000 %	NO
	WellCare Health Plans, Inc.	100.000 %	NO			100.000 %	NO
WellCare Health Insurance of the Southwest, Inc.	The WellCare Management Group, Inc.	100.000 %	NO	Centene	Centene	100.000 %	NO
	WCG Health Management, Inc.	100.000 %	NO			100.000 %	NO
	WellCare Health Plans, Inc.	100.000 %	NO			100.000 %	NO
WellCare Health Plans of Rhode Island, Inc.	The WellCare Management Group, Inc.	100.000 %	NO	Centene	Centene	100.000 %	NO
	WCG Health Management, Inc.	100.000 %	NO			100.000 %	NO
	WellCare Health Plans, Inc.	100.000 %	NO			100.000 %	NO
WellCare of Health Insurance Company of Oklahoma, Inc.	The WellCare Management Group, Inc.	100.000 %	NO	Centene	Centene	100.000 %	NO
	WCG Health Management, Inc.	100.000 %	NO			100.000 %	NO
	WellCare Health Plans, Inc.	100.000 %	NO			100.000 %	NO
WellCare Health Insurance of Hawaii, Inc.	The WellCare Management Group, Inc.	100.000 %	NO	Centene	Centene	100.000 %	NO
	WCG Health Management, Inc.	100.000 %	NO			100.000 %	NO
	WellCare Health Plans, Inc.	100.000 %	NO			100.000 %	NO
WellCare of Indiana, Inc.	The WellCare Management Group, Inc.	100.000 %	NO	Centene	Centene	100.000 %	NO
	WCG Health Management, Inc.	100.000 %	NO			100.000 %	NO
	WellCare Health Plans, Inc.	100.000 %	NO			100.000 %	NO
WellCare Health Insurance of Arizona, Inc.	The WellCare Management Group, Inc.	100.000 %	NO	Centene	Centene	100.000 %	NO
	WCG Health Management, Inc.	100.000 %	NO			100.000 %	NO

ANNUAL STATEMENT FOR THE YEAR 2021 OF THE QCA Health Plan, Inc.

SCHEDULE Y

PART 3 – ULTIMATE CONTROLLING PARTY AND LISTING OF OTHER U.S. INSURANCE GROUPS OR ENTITIES UNDER THAT ULTIMATE CONTROLLING PARTY’S CONTROL

1	2	3	4	5	6	7	8
Insurers in Holding Company	Owners with Greater than 10% Ownership	Ownership Percentage Column 2 of Column 1	Granted Disclaimer of Control/Affiliation of Column 2 Over Column 1 (Yes/No)	Ultimate Controlling Party	U.S. Insurance Groups or Entities Controlled by Column 5	Ownership Percentage (Columns 5 of Column 6)	Granted Disclaimer of Control/Affiliation of Column 5 Over Column 6 (Yes/No)
Windsor Health Group, Inc.	WellCare Health Plans, Inc.	100.000 %	NO	Centene	Centene	100.000 %	NO
	The WellCare Management Group, Inc.	100.000 %	NO			100.000 %	NO
	WCG Health Management, Inc.	100.000 %	NO			100.000 %	NO
One Care by Care1st Health Plan of Arizona, Inc.	WellCare Health Plans, Inc.	100.000 %	NO	Centene	Centene	100.000 %	NO
	The WellCare Management Group, Inc.	100.000 %	NO			100.000 %	NO
	WCG Health Management, Inc.	100.000 %	NO			100.000 %	NO
WellCare Health Plans of Missouri, Inc.	WellCare Health Plans, Inc.	100.000 %	NO	Centene	Centene	100.000 %	NO
	The WellCare Management Group, Inc.	100.000 %	NO			100.000 %	NO
	WCG Health Management, Inc.	100.000 %	NO			100.000 %	NO
WellCare of Illinois, Inc.	WellCare Health Plans, Inc.	100.000 %	NO	Centene	Centene	100.000 %	NO
	The WellCare Management Group, Inc.	100.000 %	NO			100.000 %	NO
	WCG Health Management, Inc.	100.000 %	NO			100.000 %	NO
WellCare Health Plans of Massachusetts, Inc.	WellCare Health Plans, Inc.	100.000 %	NO	Centene	Centene	100.000 %	NO
	The WellCare Management Group, Inc.	100.000 %	NO			100.000 %	NO
	WCG Health Management, Inc.	100.000 %	NO			100.000 %	NO
WellCare Health Insurance of Connecticut, Inc.	WellCare Health Plans, Inc.	100.000 %	NO	Centene	Centene	100.000 %	NO
	The WellCare Management Group, Inc.	100.000 %	NO			100.000 %	NO
	WCG Health Management, Inc.	100.000 %	NO			100.000 %	NO
WellCare of New York, Inc.	WellCare Health Plans, Inc.	100.000 %	NO	Centene	Centene	100.000 %	NO
	The WellCare Management Group, Inc.	100.000 %	NO			100.000 %	NO
	WCG Health Management, Inc.	100.000 %	NO			100.000 %	NO
WellCare of Connecticut, Inc.	WellCare Health Plans, Inc.	100.000 %	NO	Centene	Centene	100.000 %	NO
	WellCare of New York, Inc.	100.000 %	NO			100.000 %	NO
	The WellCare Management Group, Inc.	100.000 %	NO			100.000 %	NO
Care 1st Health Plan Arizona, Inc.	WCG Health Management, Inc.	100.000 %	NO	Centene	Centene	100.000 %	NO
	WellCare Health Plans, Inc.	100.000 %	NO			100.000 %	NO
	The WellCare Management Group, Inc.	100.000 %	NO			100.000 %	NO
Care1st Health Plan Administrative Services, Inc.	WellCare Health Plans, Inc.	100.000 %	NO	Centene	Centene	100.000 %	NO
	Care 1st Health Plan Arizona, Inc.	100.000 %	NO			100.000 %	NO
	The WellCare Management Group, Inc.	100.000 %	NO			100.000 %	NO
Harmony Health Plan, Inc.	WCG Health Management, Inc.	100.000 %	NO	Centene	Centene	100.000 %	NO
	WellCare Health Plans, Inc.	100.000 %	NO			100.000 %	NO
	The WellCare Management Group, Inc.	100.000 %	NO			100.000 %	NO
WellCare of California, Inc.	WellCare Health Plans, Inc.	100.000 %	NO	Centene	Centene	100.000 %	NO
	America's 1st Choice California Holdings, LLC	100.000 %	NO			100.000 %	NO
	The WellCare Management Group, Inc.	100.000 %	NO			100.000 %	NO
Meridian Health Plan of Michigan, Inc.	WCG Health Management, Inc.	100.000 %	NO	Centene	Centene	100.000 %	NO
	WellCare Health Plans, Inc.	100.000 %	NO			100.000 %	NO
	WellCare of Michigan Holding Company	100.000 %	NO			100.000 %	NO
Meridian Health Plan of Illinois, Inc.	The WellCare Management Group, Inc.	100.000 %	NO	Centene	Centene	100.000 %	NO
	WCG Health Management, Inc.	100.000 %	NO			100.000 %	NO
	WellCare Health Plans, Inc.	100.000 %	NO			100.000 %	NO
Golden Triangle Physician Alliance	WellCare of Michigan Holding Company	100.000 %	NO	Centene	Centene	100.000 %	NO
	Heritage Health Systems of Texas, Inc.	100.000 %	NO			100.000 %	NO

ANNUAL STATEMENT FOR THE YEAR 2021 OF THE QCA Health Plan, Inc.

SCHEDULE Y

PART 3 – ULTIMATE CONTROLLING PARTY AND LISTING OF OTHER U.S. INSURANCE GROUPS OR ENTITIES UNDER THAT ULTIMATE CONTROLLING PARTY’S CONTROL

1	2	3	4	5	6	7	8
Insurers in Holding Company	Owners with Greater than 10% Ownership	Ownership Percentage Column 2 of Column 1	Granted Disclaimer of Control/Affiliation of Column 2 Over Column 1 (Yes/No)	Ultimate Controlling Party	U.S. Insurance Groups or Entities Controlled by Column 5	Ownership Percentage (Columns 5 of Column 6)	Granted Disclaimer of Control/Affiliation of Column 5 Over Column 6 (Yes/No)
Heritage Health Systems, Inc.	Heritage Health Systems, Inc.	100.000 %	NO			100.000 %	NO
	Universal American Holdings, LLC	100.000 %	NO			100.000 %	NO
	Universal American Corp.	100.000 %	NO			100.000 %	NO
The WellCare Management Group, Inc.	The WellCare Management Group, Inc.	100.000 %	NO			100.000 %	NO
	WCG Health Management, Inc.	100.000 %	NO			100.000 %	NO
	WellCare Health Plans, Inc.	100.000 %	NO			100.000 %	NO
Heritage Physician Networks	Heritage Health Systems, Inc.	100.000 %	NO	Centene	Centene	100.000 %	NO
	Universal American Holdings, LLC	100.000 %	NO			100.000 %	NO
	Universal American Corp.	100.000 %	NO			100.000 %	NO
SelectCare of Texas, Inc.	The WellCare Management Group, Inc.	100.000 %	NO			100.000 %	NO
	WCG Health Management, Inc.	100.000 %	NO			100.000 %	NO
	WellCare Health Plans, Inc.	100.000 %	NO			100.000 %	NO
SelectCare Health Plans, Inc.	Heritage Health Systems, Inc.	100.000 %	NO	Centene	Centene	100.000 %	NO
	Universal American Holdings, LLC	100.000 %	NO			100.000 %	NO
	Universal American Corp.	100.000 %	NO			100.000 %	NO
Universal American Financial Services, Inc.	The WellCare Management Group, Inc.	100.000 %	NO			100.000 %	NO
	WCG Health Management, Inc.	100.000 %	NO			100.000 %	NO
	WellCare Health Plans, Inc.	100.000 %	NO			100.000 %	NO
UAM Agent Services, Corp.	Universal American Holdings, LLC	100.000 %	NO	Centene	Centene	100.000 %	NO
	Universal American Corp.	100.000 %	NO			100.000 %	NO
	The WellCare Management Group, Inc.	100.000 %	NO			100.000 %	NO
Worlco Management Services, Inc.	WCG Health Management, Inc.	100.000 %	NO			100.000 %	NO
	WellCare Health Plans, Inc.	100.000 %	NO			100.000 %	NO
	Universal American Financial Services, Inc.	100.000 %	NO	Centene	Centene	100.000 %	NO
Centene Venture Company Alabama Health Plan, Inc.	Universal American Holdings, LLC	100.000 %	NO			100.000 %	NO
	Universal American Corp.	100.000 %	NO			100.000 %	NO
	The WellCare Management Group, Inc.	100.000 %	NO			100.000 %	NO
Centene Venture Company Illinois	WCG Health Management, Inc.	100.000 %	NO			100.000 %	NO
	WellCare Health Plans, Inc.	100.000 %	NO			100.000 %	NO
	Next Door Neighbors, Inc.	100.000 %	NO	Centene	Centene	60.000 %	NO
Centene Venture Company Kansas	Next Door Neighbors, LLC	100.000 %	NO	Centene	Centene	60.000 %	NO
	Centene Corporation	60.000 %	NO	Centene	Centene	60.000 %	NO
	Next Door Neighbors, Inc.	100.000 %	NO	Centene	Centene	60.000 %	NO
Centene Corporation	Next Door Neighbors, LLC	100.000 %	NO	Centene	Centene	60.000 %	NO
	Centene Corporation	60.000 %	NO	Centene	Centene	60.000 %	NO
	Next Door Neighbors, Inc.	100.000 %	NO	Centene	Centene	60.000 %	NO

43.5

ANNUAL STATEMENT FOR THE YEAR 2021 OF THE QCA Health Plan, Inc.

SCHEDULE Y

PART 3 – ULTIMATE CONTROLLING PARTY AND LISTING OF OTHER U.S. INSURANCE GROUPS OR ENTITIES UNDER THAT ULTIMATE CONTROLLING PARTY’S CONTROL

1	2	3	4	5	6	7	8
Insurers in Holding Company	Owners with Greater than 10% Ownership	Ownership Percentage Column 2 of Column 1	Granted Disclaimer of Control/Affiliation of Column 2 Over Column 1 (Yes/No)	Ultimate Controlling Party	U.S. Insurance Groups or Entities Controlled by Column 5	Ownership Percentage (Columns 5 of Column 6)	Granted Disclaimer of Control/Affiliation of Column 5 Over Column 6 (Yes/No)
Centene Venture Company Florida.....	Next Door Neighbors, Inc.....	100.000 %	NO	Centene.....	Centene.....	60.000 %	NO
	Next Door Neighbors, LLC.....	100.000 %	NO	Centene.....		60.000 %	NO
	Centene Corporation.....	60.000 %	NO	Centene.....		60.000 %	NO
Centene Venture Company Indiana, Inc.....	Next Door Neighbors, Inc.....	100.000 %	NO	Centene.....	Centene.....	60.000 %	NO
	Next Door Neighbors, LLC.....	100.000 %	NO	Centene.....		60.000 %	NO
	Centene Corporation.....	60.000 %	NO	Centene.....		60.000 %	NO
Centene Venture Company Tennessee.....	Next Door Neighbors, Inc.....	100.000 %	NO	Centene.....	Centene.....	60.000 %	NO
	Next Door Neighbors, LLC.....	100.000 %	NO	Centene.....		60.000 %	NO
	Centene Corporation.....	60.000 %	NO	Centene.....		60.000 %	NO
Centene Venture Insurance Company Texas.....	Next Door Neighbors, Inc.....	100.000 %	NO	Centene.....	Centene.....	60.000 %	NO
	Next Door Neighbors, LLC.....	100.000 %	NO	Centene.....		60.000 %	NO
	Centene Corporation.....	60.000 %	NO	Centene.....		60.000 %	NO
Centene Venture Company Michigan.....	Next Door Neighbors, Inc.....	100.000 %	NO	Centene.....	Centene.....	60.000 %	NO
	Next Door Neighbors, LLC.....	100.000 %	NO	Centene.....		60.000 %	NO
	Centene Corporation.....	60.000 %	NO	Centene.....		60.000 %	NO
		%				%	
		%				%	
		%				%	
		%				%	
		%				%	
		%				%	

SUPPLEMENTAL EXHIBITS AND SCHEDULES INTERROGATORIES

The following supplemental reports are required to be filed as part of your statement filing unless specifically waived by the domiciliary state. However, in the event that your domiciliary state waives the filing requirement, your response of **WAIVED** to the specific interrogatory will be accepted in lieu of filing a "NONE" report and a bar code will be printed below. If the supplement is required of your company but is not being filed for whatever reason, enter **SEE EXPLANATION** and provide an explanation following the interrogatory questions.

MARCH FILING

Responses

- 1. Will the Supplemental Compensation Exhibit be filed with the state of domicile by March 1?YES.....
- 2. Will an actuarial opinion be filed by March 1?YES.....
- 3. Will the confidential Risk-based Capital Report be filed with the NAIC by March 1?YES.....
- 4. Will the confidential Risk-based Capital Report be filed with the state of domicile, if required by March 1?YES.....

APRIL FILING

- 5. Will Management's Discussion and Analysis be filed by April 1?YES.....
- 6. Will the Supplemental Investment Risks Interrogatories be filed by April 1?YES.....
- 7. Will the Accident and Health Policy Experience Exhibit be filed by April 1?YES.....

JUNE FILING

- 8. Will an audited financial report be filed by June 1?YES.....
- 9. Will Accountants Letter of Qualifications be filed with the state of domicile and electronically with the NAIC by June 1?YES.....

The following supplemental reports are required to be filed as part of your statement filing **if your company is engaged in the type of business covered by the supplement. However, in the event that your company does not transact the type of business for which the special report must be filed, your response of NO to the specific interrogatory will be accepted in lieu of filing a "NONE" report and a bar code will be printed below.** If the supplement is required of your company but is not being filed for whatever reason, enter **SEE EXPLANATION** and provide an explanation following the interrogatory questions.

MARCH FILING

- 10. Will the Medicare Supplement Insurance Experience Exhibit be filed with the state of domicile and the NAIC by March 1?NO.....
- 11. Will the Supplemental Life data due March 1 be filed with the state of domicile and the NAIC?NO.....
- 12. Will Schedule SIS (Stockholder Information Supplement) be filed with the state of domicile by March 1?NO.....
- 13. Will the actuarial opinion on participating and non-participating policies as required in Interrogatories 1 and 2 on Exhibit 5 to Life Supplement be filed with the state of domicile and electronically with the NAIC by March 1?NO.....
- 14. Will the actuarial opinion on non-guaranteed elements as required in Interrogatory 3 to Exhibit 5 to Life Supplement be filed with the state of domicile and electronically with the NAIC by March 1?NO.....
- 15. Will the Medicare Part D Coverage Supplement be filed with the state of domicile and the NAIC by March 1?NO.....
- 16. Will an approval from the reporting entity's state of domicile for relief related to the five-year rotation requirement for lead audit partner be filed electronically with the NAIC by March 1?NO.....
- 17. Will an approval from the reporting entity's state of domicile for relief related to the one-year cooling off period for independent CPA be filed electronically with the NAIC by March 1?NO.....
- 18. Will an approval from the reporting entity's state of domicile for relief related to the Requirements for Audit Committees be filed with electronically with the NAIC by March 1?NO.....

APRIL FILING







- 19. Will the Long-Term Care Experience Reporting Forms be filed with the state of domicile and the NAIC by April 1?NO.....
- 20. Will the Supplemental Life data due April 1 be filed with the state of domicile and the NAIC?NO.....
- 21. Will the Supplemental Health Care Exhibit (Parts 1, 2 and 3) be filed with the state of domicile and the NAIC by April 1?YES.....
- 22. Will the regulator only (non-public) Supplemental Health Care Exhibit's Allocation Report be filed with the state of domicile and the NAIC by April 1?YES.....
- 23. Will the Life, Health & Annuity Guaranty Association Assessable Premium Exhibit - Parts 1 and 2 be filed with the state of domicile and the NAIC by April 1?NO.....

AUGUST FILING

- 24. Will Management's Report of Internal Control Over Financial Reporting be filed with the state of domicile by August 1?YES.....

Explanation:

Bar code:

- 10.  9 5 4 4 8 2 0 2 1 3 6 0 5 9 0 0 0
- 11.  9 5 4 4 8 2 0 2 1 2 0 5 5 9 0 0 0
- 12.  9 5 4 4 8 2 0 2 1 4 2 0 0 0 0 0 0
- 13.  9 5 4 4 8 2 0 2 1 3 7 1 0 0 0 0 0
- 14.  9 5 4 4 8 2 0 2 1 3 7 0 0 0 0 0 0
- 15.  9 5 4 4 8 2 0 2 1 3 6 5 0 0 0 0 0

SUPPLEMENTAL EXHIBITS AND SCHEDULES INTERROGATORIES

16. 
9 5 4 4 8 2 0 2 1 2 2 4 0 0 0 0 0

17. 
9 5 4 4 8 2 0 2 1 2 2 5 0 0 0 0 0

18. 
9 5 4 4 8 2 0 2 1 2 2 6 0 0 0 0 0

19. 
9 5 4 4 8 2 0 2 1 3 0 6 0 0 0 0 0

20. 
9 5 4 4 8 2 0 2 1 2 1 1 0 0 0 0 0

23. 
9 5 4 4 8 2 0 2 1 2 9 0 5 9 0 0 0

OVERFLOW PAGE FOR WRITE-INS

M002 Additional Aggregate Lines for Page 02 Line 25.

*ASSETS - Assets

	1	2	3	4
	Assets	Nonadmitted Assets	Net Admitted Assets (Cols. 1 – 2)	Net Admitted Assets
2504. Miscellaneous Receivable.....			0	1,680,163
2505. Premium Tax Receivable.....			0	0
2506. Prepaid.....			0	0
2597. Summary of remaining write-ins for Line 25 from Page 2	0	0	0	1,680,163