



# HEALTH QUARTERLY STATEMENT

AS OF SEPTEMBER 30, 2025  
OF THE CONDITION AND AFFAIRS OF THE

## Humana Health Plan, Inc.

NAIC Group Code 0119 0119 NAIC Company Code 95885 Employer's ID Number 61-1013183  
(Current) (Prior)

Organized under the Laws of Kentucky, State of Domicile or Port of Entry KY

Country of Domicile United States of America

Licensed as business type: Health Maintenance Organization

Is HMO Federally Qualified? Yes [  ] No [  ]

Incorporated/Organized 08/23/1982 Commenced Business 09/23/1983

Statutory Home Office 500 West Main Street, Louisville, KY, US 40202  
(Street and Number) (City or Town, State, Country and Zip Code)

Main Administrative Office 500 West Main Street  
(Street and Number)  
Louisville, KY, US 40202, 502-580-1000  
(City or Town, State, Country and Zip Code) (Area Code) (Telephone Number)

Mail Address P.O. Box 740036, Louisville, KY, US 40201-7436  
(Street and Number or P.O. Box) (City or Town, State, Country and Zip Code)

Primary Location of Books and Records 500 West Main Street  
(Street and Number)  
Louisville, KY, US 40202, 502-580-1000  
(City or Town, State, Country and Zip Code) (Area Code) (Telephone Number)

Internet Website Address www.humana.com

Statutory Statement Contact Bryan Oberholtzer, 502-580-1077  
(Name) (Area Code) (Telephone Number)  
DOIINQUIRIES@humana.com, 502-580-2099  
(E-mail Address) (FAX Number)

### OFFICERS

President George Renaudin II Chief Financial Officer Celeste Marie Mellet #  
Secretary Courtney Danielle Durall VP & Treasurer Robert Martin Marcoux Jr.

### OTHER

Erin Fegan Banet #, SVP, Chief Audit and Risk Officer John Edward Barger III, SVP, Medicaid President Daniel Kevin Feld, Associate VP, Tax  
John-Paul William Felter, SVP, Chief Accounting Officer Jeremy Leon Gaskill, VP, Medicare Regional President Sean Joseph O'Reilly, SVP, Chief Compliance Officer  
& Controller Lisa Thornell Stephens #, SVP & Chief Operating Officer, Insurance  
William Mark Preston, VP, Investments Frederick William Roth, VP, Medicare Supplement  
Gilbert Alan Stewart, SVP, Medicare Divisional Leader Daniel Andrew Tufto, SVP, Medicare Divisional Leader

### DIRECTORS OR TRUSTEES

Courtney Danielle Durall # Sean Joseph O'Reilly George Renaudin II

State of Kentucky SS:  
County of Jefferson

The officers of this reporting entity being duly sworn, each depose and say that they are the described officers of said reporting entity, and that on the reporting period stated above, all of the herein described assets were the absolute property of the said reporting entity, free and clear from any liens or claims thereon, except as herein stated, and that this statement, together with related exhibits, schedules and explanations therein contained, annexed or referred to, is a full and true statement of all the assets and liabilities and of the condition and affairs of the said reporting entity as of the reporting period stated above, and of its income and deductions therefrom for the period ended, and have been completed in accordance with the NAIC Annual Statement Instructions and Accounting Practices and Procedures manual except to the extent that: (1) state law may differ; or, (2) that state rules or regulations require differences in reporting not related to accounting practices and procedures, according to the best of their information, knowledge and belief, respectively. Furthermore, the scope of this attestation by the described officers also includes the related corresponding electronic filing with the NAIC, when required, that is an exact copy (except for formatting differences due to electronic filing) of the enclosed statement. The electronic filing may be requested by various regulators in lieu of or in addition to the enclosed statement.

George Renaudin II  
President

Courtney Danielle Durall #  
Secretary

Robert Martin Marcoux, Jr.  
VP & Treasurer

Subscribed and sworn to before me this  
3rd day of November, 2025

- a. Is this an original filing? ..... Yes [  ] No [  ]  
b. If no,  
1. State the amendment number.....  
2. Date filed .....  
3. Number of pages attached.....

Julia Wentworth  
Notary Public  
January 10, 2029

STATEMENT AS OF SEPTEMBER 30, 2025 OF THE Humana Health Plan Inc.

**ASSETS**

	Current Statement Date			4 December 31 Prior Year Net Admitted Assets
	1 Assets	2 Nonadmitted Assets	3 Net Admitted Assets (Cols. 1 - 2)	
1. Bonds .....	553,298,732	0	553,298,732	448,318,861
2. Stocks:				
2.1 Preferred stocks .....	0	0	0	0
2.2 Common stocks .....	0	0	0	0
3. Mortgage loans on real estate:				
3.1 First liens .....	27,600,000	0	27,600,000	27,600,000
3.2 Other than first liens.....	0	0	0	0
4. Real estate:				
4.1 Properties occupied by the company (less \$ .....0 encumbrances) .....	0	0	0	0
4.2 Properties held for the production of income (less \$ .....0 encumbrances) .....	0	0	0	0
4.3 Properties held for sale (less \$ .....0 encumbrances) .....	0	0	0	0
5. Cash (\$ .....39,988,522 ), cash equivalents (\$ .....155,342,156 ) and short-term investments (\$ .....0 ) .....	195,330,678	0	195,330,678	147,147,491
6. Contract loans (including \$ .....0 premium notes) .....	0	0	0	0
7. Derivatives .....	0	0	0	0
8. Other invested assets .....	0	0	0	0
9. Receivables for securities .....	0	0	0	0
10. Securities lending reinvested collateral assets .....	13,155,285	0	13,155,285	16,729,256
11. Aggregate write-ins for invested assets .....	0	0	0	0
12. Subtotals, cash and invested assets (Lines 1 to 11) .....	789,384,696	0	789,384,696	639,795,607
13. Title plants less \$ .....0 charged off (for Title insurers only) .....	0	0	0	0
14. Investment income due and accrued .....	3,919,334	0	3,919,334	3,121,184
15. Premiums and considerations:				
15.1 Uncollected premiums and agents' balances in the course of collection .....	73,714,491	149,184	73,565,306	57,942,228
15.2 Deferred premiums, agents' balances and installments booked but deferred and not yet due (including \$ .....0 earned but unbilled premiums) .....	0	0	0	0
15.3 Accrued retrospective premiums (\$ .....875,789 ) and contracts subject to redetermination (\$ .....5,669,958 ) .....	6,545,747	0	6,545,747	5,358,829
16. Reinsurance:				
16.1 Amounts recoverable from reinsurers .....	0	0	0	0
16.2 Funds held by or deposited with reinsured companies .....	0	0	0	0
16.3 Other amounts receivable under reinsurance contracts .....	0	0	0	0
17. Amounts receivable relating to uninsured plans .....	19,615,646	47,264	19,568,381	6,787,597
18.1 Current federal and foreign income tax recoverable and interest thereon ....	0	0	0	6,586,187
18.2 Net deferred tax asset .....	4,354,452	47,450	4,307,002	4,307,002
19. Guaranty funds receivable or on deposit .....	0	0	0	0
20. Electronic data processing equipment and software .....	0	0	0	0
21. Furniture and equipment, including health care delivery assets (\$ .....0 ) .....	0	0	0	0
22. Net adjustment in assets and liabilities due to foreign exchange rates .....	0	0	0	0
23. Receivables from parent, subsidiaries and affiliates .....	0	0	0	0
24. Health care (\$ .....3,835,921 ) and other amounts receivable .....	9,012,496	4,352,256	4,660,240	11,524,811
25. Aggregate write-ins for other-than-invested assets .....	1,153,196	1,153,196	0	0
26. Total assets excluding Separate Accounts, Segregated Accounts and Protected Cell Accounts (Lines 12 to 25) .....	907,700,056	5,749,350	901,950,706	735,423,445
27. From Separate Accounts, Segregated Accounts and Protected Cell Accounts .....	0	0	0	0
28. Total (Lines 26 and 27)	907,700,056	5,749,350	901,950,706	735,423,445
<b>DETAILS OF WRITE-INS</b>				
1101. ....	0	0	0	0
1102. ....				
1103. ....				
1198. Summary of remaining write-ins for Line 11 from overflow page .....	0	0	0	0
1199. Totals (Lines 1101 through 1103 plus 1198)(Line 11 above)	0	0	0	0
2501. Prepaid Commissions .....	237,029	237,029	0	0
2502. Prepaid Expenses .....	916,167	916,167	0	0
2503. ....				
2598. Summary of remaining write-ins for Line 25 from overflow page .....	0	0	0	0
2599. Totals (Lines 2501 through 2503 plus 2598)(Line 25 above)	1,153,196	1,153,196	0	0

**LIABILITIES, CAPITAL AND SURPLUS**

	Current Period			Prior Year
	1 Covered	2 Uncovered	3 Total	4 Total
1. Claims unpaid (less \$ .....0 reinsurance ceded) .....	163,913,985	9,673,520	173,587,505	154,855,686
2. Accrued medical incentive pool and bonus amounts .....	66,989	0	66,989	64,054
3. Unpaid claims adjustment expenses .....	7,439,736	0	7,439,736	11,111,689
4. Aggregate health policy reserves, including the liability of \$ .....224,906 for medical loss ratio rebate per the Public Health Service Act .....	8,503,455	0	8,503,455	14,287,768
5. Aggregate life policy reserves .....	0	0	0	0
6. Property/casualty unearned premium reserve .....	0	0	0	0
7. Aggregate health claim reserves .....	5,163	0	5,163	5,163
8. Premiums received in advance .....	5,793,712	0	5,793,712	9,275,152
9. General expenses due or accrued .....	25,115,540	0	25,115,540	16,963,075
10.1 Current federal and foreign income tax payable and interest thereon (including \$ .....389,164 on realized gains (losses)) .....	14,869,513	0	14,869,513	0
10.2 Net deferred tax liability .....	0	0	0	0
11. Ceded reinsurance premiums payable .....	0	0	0	0
12. Amounts withheld or retained for the account of others.....	0	0	0	10
13. Remittances and items not allocated .....	279,623	0	279,623	5,599
14. Borrowed money (including \$ .....0 current) and interest thereon \$ .....0 (including \$ .....0 current) .....	0	0	0	0
15. Amounts due to parent, subsidiaries and affiliates .....	296,415,089	0	296,415,089	205,248,936
16. Derivatives .....	0	0	0	0
17. Payable for securities .....	415,652	0	415,652	0
18. Payable for securities lending .....	13,155,285	0	13,155,285	16,729,256
19. Funds held under reinsurance treaties (with \$ .....0 authorized reinsurers, \$ .....0 unauthorized reinsurers and \$ .....0 certified reinsurers).....	0	0	0	40,101
20. Reinsurance in unauthorized and certified (\$ .....0 ) companies .....	0	0	0	0
21. Net adjustments in assets and liabilities due to foreign exchange rates .....	0	0	0	0
22. Liability for amounts held under uninsured plans .....	21,874,079	0	21,874,079	43,104,654
23. Aggregate write-ins for other liabilities (including \$ .....84,588 current) .....	46,967,454	0	46,967,454	29,287,008
24. Total liabilities (Lines 1 to 23) .....	604,815,275	9,673,520	614,488,795	500,978,149
25. Aggregate write-ins for special surplus funds .....	XXX	XXX	0	0
26. Common capital stock .....	XXX	XXX	2,248,000	2,248,000
27. Preferred capital stock .....	XXX	XXX	0	0
28. Gross paid in and contributed surplus .....	XXX	XXX	242,187,779	242,187,779
29. Surplus notes .....	XXX	XXX	0	0
30. Aggregate write-ins for other-than-special surplus funds .....	XXX	XXX	0	0
31. Unassigned funds (surplus) .....	XXX	XXX	43,026,133	(9,990,483)
32. Less treasury stock, at cost:				
32.1 .....0 shares common (value included in Line 26 \$ .....0 ) .....	XXX	XXX	0	0
32.2 .....0 shares preferred (value included in Line 27 \$ .....0 ) .....	XXX	XXX	0	0
33. Total capital and surplus (Lines 25 to 31 minus Line 32) .....	XXX	XXX	287,461,912	234,445,295
34. Total liabilities, capital and surplus (Lines 24 and 33)	XXX	XXX	901,950,706	735,423,445
<b>DETAILS OF WRITE-INS</b>				
2301. Premium Payable .....	46,309,482	0	46,309,482	28,887,568
2302. Unclaimed Property .....	657,972	0	657,972	399,440
2303. ....				
2398. Summary of remaining write-ins for Line 23 from overflow page .....	0	0	0	0
2399. Totals (Lines 2301 through 2303 plus 2398)(Line 23 above)	46,967,454	0	46,967,454	29,287,008
2501. ....	XXX	XXX	0	0
2502. ....	XXX	XXX		
2503. ....	XXX	XXX		
2598. Summary of remaining write-ins for Line 25 from overflow page .....	XXX	XXX	0	0
2599. Totals (Lines 2501 through 2503 plus 2598)(Line 25 above)	XXX	XXX	0	0
3001. ....	XXX	XXX	0	0
3002. ....	XXX	XXX		
3003. ....	XXX	XXX		
3098. Summary of remaining write-ins for Line 30 from overflow page .....	XXX	XXX	0	0
3099. Totals (Lines 3001 through 3003 plus 3098)(Line 30 above)	XXX	XXX	0	0

**STATEMENT OF REVENUE AND EXPENSES**

	Current Year To Date		Prior Year To Date	Prior Year Ended December 31
	1 Uncovered	2 Total	3 Total	4 Total
1. Member Months .....	XXX	2,293,736	1,836,826	2,380,978
2. Net premium income ( including \$ .....0 non-health premium income).....	XXX	1,848,119,239	1,320,474,024	1,739,530,184
3. Change in unearned premium reserves and reserve for rate credits.....	XXX	79,747	1,328,459	1,074,815
4. Fee-for-service (net of \$ .....0 medical expenses).....	XXX	0	0	0
5. Risk revenue .....	XXX	0	0	0
6. Aggregate write-ins for other health care related revenues .....	XXX	0	0	0
7. Aggregate write-ins for other non-health revenues .....	XXX	(51,430)	(145,062)	(145,062)
8. Total revenues (Lines 2 to 7) .....	XXX	1,848,147,556	1,321,657,421	1,740,459,937
<b>Hospital and Medical:</b>				
9. Hospital/medical benefits .....	49,015,778	1,059,845,675	826,333,513	1,107,840,780
10. Other professional services .....	290,106	6,272,807	7,084,177	9,237,490
11. Outside referrals .....	0	0	0	0
12. Emergency room and out-of-area .....	3,539,539	76,533,830	58,387,122	77,500,364
13. Prescription drugs .....	23,585,621	509,981,023	308,733,182	409,186,988
14. Aggregate write-ins for other hospital and medical .....	0	0	0	0
15. Incentive pool, withhold adjustments and bonus amounts .....	0	131,590	323,234	318,947
16. Subtotal (Lines 9 to 15) .....	76,431,044	1,652,764,925	1,200,861,228	1,604,084,569
<b>Less:</b>				
17. Net reinsurance recoveries .....	0	0	0	0
18. Total hospital and medical (Lines 16 minus 17) .....	76,431,044	1,652,764,925	1,200,861,228	1,604,084,569
19. Non-health claims (net) .....	0	0	0	0
20. Claims adjustment expenses, including \$ .....41,706,444 cost containment expenses .....	0	44,786,336	47,559,055	74,400,180
21. General administrative expenses .....	0	105,456,872	89,866,809	118,485,425
22. Increase in reserves for life and accident and health contracts (including \$ .....0 increase in reserves for life only) .....	0	0	0	(24,068,635)
23. Total underwriting deductions (Lines 18 through 22).....	76,431,044	1,803,008,133	1,338,287,091	1,772,901,538
24. Net underwriting gain or (loss) (Lines 8 minus 23) .....	XXX	45,139,423	(16,629,671)	(32,441,601)
25. Net investment income earned .....	0	24,770,797	20,908,236	27,161,976
26. Net realized capital gains (losses) less capital gains tax of \$ .....439,732 .....	0	1,654,229	(249,380)	88,866
27. Net investment gains (losses) (Lines 25 plus 26) .....	0	26,425,026	20,658,856	27,250,842
28. Net gain or (loss) from agents' or premium balances charged off [(amount recovered \$ .....0 ) (amount charged off \$ .....0 )].....	0	0	0	0
29. Aggregate write-ins for other income or expenses .....	0	97	25	26
30. Net income or (loss) after capital gains tax and before all other federal income taxes (Lines 24 plus 27 plus 28 plus 29) .....	XXX	71,564,545	4,029,210	(5,190,734)
31. Federal and foreign income taxes incurred .....	XXX	14,429,781	461,278	(6,214,822)
32. Net income (loss) (Lines 30 minus 31) .....	XXX	57,134,765	3,567,932	1,024,088
<b>DETAILS OF WRITE-INS</b>				
0601. ....	XXX	0	0	0
0602. ....	XXX	0	0	0
0603. ....	XXX	0	0	0
0698. Summary of remaining write-ins for Line 6 from overflow page .....	XXX	0	0	0
0699. Totals (Lines 0601 through 0603 plus 0698)(Line 6 above) .....	XXX	0	0	0
0701. Gain/(Loss) on Disposal .....	XXX	(51,430)	(145,062)	(145,062)
0702. ....	XXX	0	0	0
0703. ....	XXX	0	0	0
0798. Summary of remaining write-ins for Line 7 from overflow page .....	XXX	0	0	0
0799. Totals (Lines 0701 through 0703 plus 0798)(Line 7 above) .....	XXX	(51,430)	(145,062)	(145,062)
1401. ....	0	0	0	0
1402. ....	0	0	0	0
1403. ....	0	0	0	0
1498. Summary of remaining write-ins for Line 14 from overflow page .....	0	0	0	0
1499. Totals (Lines 1401 through 1403 plus 1498)(Line 14 above) .....	0	0	0	0
2901. Miscellaneous Income(Expense) .....	0	97	25	26
2902. ....	0	0	0	0
2903. ....	0	0	0	0
2998. Summary of remaining write-ins for Line 29 from overflow page .....	0	0	0	0
2999. Totals (Lines 2901 through 2903 plus 2998)(Line 29 above) .....	0	97	25	26

**STATEMENT OF REVENUE AND EXPENSES (Continued)**

	1 Current Year to Date	2 Prior Year to Date	3 Prior Year Ended December 31
<b>CAPITAL AND SURPLUS ACCOUNT</b>			
33. Capital and surplus prior reporting year.....	234,445,295	248,674,173	248,674,173
34. Net income or (loss) from Line 32.....	57,134,765	3,567,932	1,024,088
35. Change in valuation basis of aggregate policy and claim reserves.....	0	0	0
36. Change in net unrealized capital gains (losses) less capital gains tax of \$ .....0	265,353	537,891	471,579
37. Change in net unrealized foreign exchange capital gain or (loss).....	0	0	0
38. Change in net deferred income tax.....	0	0	(6,227,777)
39. Change in nonadmitted assets.....	(4,383,502)	2,129,573	10,503,232
40. Change in unauthorized and certified reinsurance.....	0	0	0
41. Change in treasury stock.....	0	0	0
42. Change in surplus notes.....	0	0	0
43. Cumulative effect of changes in accounting principles.....	0	0	0
44. Capital Changes:			
44.1 Paid in.....	0	0	0
44.2 Transferred from surplus (Stock Dividend).....	0	0	0
44.3 Transferred to surplus.....	0	0	0
45. Surplus adjustments:			
45.1 Paid in.....	0	0	(20,000,000)
45.2 Transferred to capital (Stock Dividend).....	0	0	0
45.3 Transferred from capital.....	0	0	0
46. Dividends to stockholders.....	0	0	0
47. Aggregate write-ins for gains or (losses) in surplus.....	0	0	0
48. Net change in capital & surplus (Lines 34 to 47).....	53,016,616	6,235,396	(14,228,877)
49. Capital and surplus end of reporting period (Line 33 plus 48)	287,461,912	254,909,569	234,445,295
<b>DETAILS OF WRITE-INS</b>			
4701. ....	0	0	0
4702. ....			
4703. ....			
4798. Summary of remaining write-ins for Line 47 from overflow page.....	0	0	0
4799. Totals (Lines 4701 through 4703 plus 4798)(Line 47 above)	0	0	0

STATEMENT AS OF SEPTEMBER 30, 2025 OF THE Humana Health Plan Inc.

**CASH FLOW**

	1 Current Year To Date	2 Prior Year To Date	3 Prior Year Ended December 31
<b>Cash from Operations</b>			
1. Premiums collected net of reinsurance .....	1,839,609,368	1,346,903,317	1,734,664,899
2. Net investment income .....	24,661,839	22,132,146	29,181,796
3. Miscellaneous income .....	(51,430)	(145,062)	(145,062)
4. Total (Lines 1 to 3) .....	1,864,219,777	1,368,890,400	1,763,701,633
5. Benefit and loss related payments .....	1,631,353,809	1,242,767,505	1,640,402,020
6. Net transfers to Separate Accounts, Segregated Accounts and Protected Cell Accounts .....	0	0	0
7. Commissions, expenses paid and aggregate write-ins for deductions .....	179,743,628	163,819,041	209,888,762
8. Dividends paid to policyholders .....	0	0	0
9. Federal and foreign income taxes paid (recovered) net of \$ 140,482 tax on capital gains (losses) .....	(6,586,187)	(2,741,084)	(2,992,500)
10. Total (Lines 5 through 9) .....	1,804,511,250	1,403,845,462	1,847,298,281
11. Net cash from operations (Line 4 minus Line 10) .....	59,708,527	(34,955,062)	(83,596,649)
<b>Cash from Investments</b>			
12. Proceeds from investments sold, matured or repaid:			
12.1 Bonds .....	243,115,426	51,542,237	98,931,331
12.2 Stocks .....	0	0	0
12.3 Mortgage loans .....	0	0	0
12.4 Real estate .....	0	0	0
12.5 Other invested assets .....	0	0	0
12.6 Net gains or (losses) on cash, cash equivalents and short-term investments .....	(604)	(446)	(446)
12.7 Miscellaneous proceeds .....	3,989,623	0	0
12.8 Total investment proceeds (Lines 12.1 to 12.7) .....	247,104,445	51,541,791	98,930,885
13. Cost of investments acquired (long-term only):			
13.1 Bonds .....	346,424,571	67,215,578	67,215,578
13.2 Stocks .....	0	0	0
13.3 Mortgage loans .....	0	0	0
13.4 Real estate .....	0	0	0
13.5 Other invested assets .....	0	0	0
13.6 Miscellaneous applications .....	0	16,777,834	16,794,130
13.7 Total investments acquired (Lines 13.1 to 13.6) .....	346,424,571	83,993,412	84,009,708
14. Net increase/(decrease) in contract loans and premium notes .....	0	0	0
15. Net cash from investments (Line 12.8 minus Line 13.7 and Line 14) .....	(99,320,127)	(32,451,621)	14,921,177
<b>Cash from Financing and Miscellaneous Sources</b>			
16. Cash provided (applied):			
16.1 Surplus notes, capital notes .....	0	0	0
16.2 Capital and paid in surplus, less treasury stock .....	0	0	(20,000,000)
16.3 Borrowed funds .....	0	0	0
16.4 Net deposits on deposit-type contracts and other insurance liabilities .....	0	0	0
16.5 Dividends to stockholders .....	0	0	0
16.6 Other cash provided (applied) .....	87,794,787	142,280,876	169,111,730
17. Net cash from financing and miscellaneous sources (Line 16.1 through Line 16.4 minus Line 16.5 plus Line 16.6) .....	87,794,787	142,280,876	149,111,730
<b>RECONCILIATION OF CASH, CASH EQUIVALENTS AND SHORT-TERM INVESTMENTS</b>			
18. Net change in cash, cash equivalents and short-term investments (Line 11, plus Lines 15 and 17) .....	48,183,187	74,874,193	80,436,259
19. Cash, cash equivalents and short-term investments:			
19.1 Beginning of year .....	147,147,491	66,711,233	66,711,233
19.2 End of period (Line 18 plus Line 19.1) .....	195,330,678	141,585,426	147,147,491

Note: Supplemental disclosures of cash flow information for non-cash transactions:

--	--	--	--

STATEMENT AS OF SEPTEMBER 30, 2025 OF THE Humana Health Plan Inc.

**EXHIBIT OF PREMIUMS, ENROLLMENT AND UTILIZATION**

	1 Total	Comprehensive (Hospital & Medical)		4 Medicare Supplement	5 Vision Only	6 Dental Only	7 Federal Employees Health Benefits Plan	8 Title XVIII Medicare	9 Title XIX Medicaid	10 Credit A&H	11 Disability Income	12 Long-Term Care	13 Other Health	14 Other Non-Health
		2 Individual	3 Group											
<b>Total Members at end of:</b>														
1. Prior Year .....	182,448	0	4	1,096	0	0	0	14,348	167,000	0	0	0	0	0
2. First Quarter .....	256,455	0	0	1,019	0	0	0	13,325	242,111	0	0	0	0	0
3. Second Quarter .....	253,296	0	0	990	0	0	0	14,106	238,200	0	0	0	0	0
4. Third Quarter .....	248,450	0	0	966	0	0	0	14,033	233,451	0	0	0	0	0
5. Current Year	0	0	0	0	0	0	0	0	0	0	0	0	0	0
6. Current Year Member Months	2,293,736	0	459	8,983	0	0	0	124,196	2,160,098	0	0	0	0	0
<b>Total Member Ambulatory Encounters for Period:</b>														
7. Physician .....	3,823,526	0	0	52,030	0	0	0	317,703	3,453,793	0	0	0	0	0
8. Non-Physician .....	1,360,535	0	0	22,243	0	0	0	160,511	1,177,781	0	0	0	0	0
9. Total	5,184,061	0	0	74,273	0	0	0	478,214	4,631,574	0	0	0	0	0
10. Hospital Patient Days Incurred	627,625	0	0	2,676	0	0	0	34,265	590,684	0	0	0	0	0
11. Number of Inpatient Admissions	25,561	0	0	392	0	0	0	2,836	22,333	0	0	0	0	0
12. Health Premiums Written (a) .....	1,848,119,239	(27)	(2,079,930)	2,229,614	0	0	779,840	220,866,729	1,626,323,014	0	0	0	0	0
13. Life Premiums Direct .....	0	0	0	0	0	0	0	0	0	0	0	0	0	0
14. Property/Casualty Premiums Written .....	0	0	0	0	0	0	0	0	0	0	0	0	0	0
15. Health Premiums Earned.....	1,848,198,986	(27)	(2,000,183)	2,229,614	0	0	779,840	220,866,729	1,626,323,014	0	0	0	0	0
16. Property/Casualty Premiums Earned	0	0	0	0	0	0	0	0	0	0	0	0	0	0
17. Amount Paid for Provision of Health Care Services.....	1,631,543,479	(347,013)	11,330,224	7,387,339	0	0	(14,151,324)	201,377,782	1,425,946,470	0	0	0	0	0
18. Amount Incurred for Provision of Health Care Services	1,652,764,925	(1,071)	1,414,302	7,211,304	0	0	993,799	192,313,560	1,450,833,030	0	0	0	0	0

(a) For health premiums written: amount of Medicare Title XVIII exempt from state taxes or fees \$ ..... 220,866,729



## UNDERWRITING AND INVESTMENT EXHIBIT

### ANALYSIS OF CLAIMS UNPAID - PRIOR YEAR - NET OF REINSURANCE

Line of Business	Claims Paid Year to Date		Liability End of Current Quarter		5 Claims Incurred in Prior Years (Columns 1 + 3)	6 Estimated Claim Reserve and Claim Liability December 31 of Prior Year
	1 On Claims Incurred Prior to January 1 of Current Year	2 On Claims Incurred During the Year	3 On Claims Unpaid Dec. 31 of Prior Year	4 On Claims Incurred During the Year		
1. Comprehensive (hospital and medical) individual .....	(347,013)	0	325	0	(346,687)	2,587
2. Comprehensive (hospital and medical) group .....	11,328,576	0	4,775,680	0	16,104,256	7,642,737
3. Medicare Supplement .....	822,769	6,564,570	7,416	302,300	830,185	506,210
4. Vision only .....	0	0	0	0	0	0
5. Dental only .....	0	0	0	0	0	0
6. Federal Employees Health Benefits Plan .....	(14,151,324)	0	1,158,941	0	(12,992,383)	483,773
7. Title XVIII - Medicare .....	32,661,320	168,589,268	2,675,981	35,618,166	35,337,301	43,125,243
8. Title XIX - Medicaid .....	84,611,607	1,341,335,049	4,258,362	124,795,497	88,869,970	103,100,298
9. Credit A&H .....	0	0	0	0	0	0
10. Disability Income .....	0	0	0	0	0	0
11. Long-term care .....	0	0	0	0	0	0
12. Other health .....	0	0	0	0	0	0
13. Health subtotal (Lines 1 to 12) .....	114,925,937	1,516,488,887	12,876,705	160,715,963	127,802,642	154,860,849
14. Health care receivables (a) .....	(1,638,991)	9,687,827	0	0	(1,638,991)	10,535,528
15. Other non-health .....	0	0	0	0	0	0
16. Medical incentive pools and bonus amounts .....	128,655	0	35,948	31,040	164,603	64,054
17. Totals (Lines 13 - 14 + 15 + 16)	116,693,582	1,506,801,060	12,912,654	160,747,003	129,606,236	144,389,374

(a) Excludes \$ 139,340 loans or advances to providers not yet expensed.

NOTES TO THE FINANCIAL STATEMENTS

1. Summary of Significant Accounting Policies and Going Concern

A. Accounting Practices

The financial statements of the Company are presented on the basis of accounting practices prescribed or permitted by the Commonwealth of Kentucky Department of Insurance.

The Commonwealth of Kentucky Department of Insurance (the Department) recognizes only statutory accounting practices prescribed or permitted by the State of Kentucky for determining and reporting the financial condition and results of operations of an insurance company, for determining its solvency under the Kentucky Insurance Law. The National Association of Insurance Commissioners' (NAIC) Accounting Practices and Procedures manual (NAIC SSAP) has been adopted as a component of prescribed or permitted practices by the State of Kentucky. The Commissioner of Insurance has the right to permit other specific practices that deviate from prescribed practices. No deviations from the Codification currently exist.

A reconciliation of the Company's net income and capital and surplus between NAIC SSAP and practices prescribed and permitted by the State of Kentucky is shown below:

	SSAP #	F/S Page	F/S Line #	2025	2024
Net Income					
1. Humana Health Plan, Inc. Kentucky basis	xxx	xxx	xxx	\$ 57,134,765	\$ 1,024,088
2. State Prescribed Practices that is an increase/(decrease) NAIC SSAP				-	-
3. State Permitted Practices that is an increase/(decrease) NAIC				-	-
4. NAIC SSAP	xxx	xxx	xxx	\$ 57,134,765	\$ 1,024,088
Surplus					
5. Humana Health Plan, Inc. Kentucky basis	xxx	xxx	xxx	\$ 287,461,912	\$ 234,445,295
6. State Prescribed Practices that is an increase/(decrease) NAIC SSAP				-	-
7. State Permitted Practices that is an increase/(decrease) NAIC SSAP				-	-
8. NAIC SSAP	xxx	xxx	xxx	\$ 287,461,912	\$ 234,445,295

B. Use of Estimates in the Preparation of the Financial Statements

The preparation of financial statements in conformity with Statutory Accounting Principles requires management to make estimates and assumptions that affect the reported amounts of assets and liabilities. It also requires disclosure of contingent assets and liabilities at the date of the financial statements and the reported amounts of revenue and expenses during the period. These estimates are based on knowledge of current events and anticipated future events, and accordingly, actual results could differ from those estimates.

C. Accounting Policy

Premiums are reported as earned in the period in which members are entitled to receive services, and are net of retroactive membership adjustments. Retroactive membership adjustments result from enrollment changes not yet processed, or not yet reported by an employer group or the government. Premiums received prior to such period are recorded as advance premiums.

Benefits incurred and loss adjustment expenses include claim payments, capitation payments, pharmacy costs net of rebates, allocations of certain centralized expenses, legal and administrative costs to settle claims, and various other costs incurred to provide health insurance coverage to members, as well as estimates of future payments to hospitals and others for medical care provided prior to the date of the statements of admitted assets, liabilities and surplus. Capitation payments represent monthly contractual fees disbursed to participating primary care physicians, and other providers who are responsible for providing medical care to members. Pharmacy costs represent payments for members' prescription drug benefits, net of rebates from drug manufacturers.

In addition, the Company uses the following accounting policies:

- (1) Short-term investments include investments mainly in U.S. Government obligations with a maturity of twelve months or less from the date of purchase. Short-term investments are recorded at amortized cost. The carrying value of short-term investments approximates fair value due to the short-term maturities of the investments.
- (2-4) Investments are valued and classified in accordance with methods prescribed by the NAIC. Bonds with an NAIC rating of 1 or 2 are carried at amortized cost, with all other bonds being recorded at the lower of amortized cost or fair value; redeemable preferred stocks are carried at amortized cost; and non-redeemable preferred stocks are carried at fair value. Common stocks are carried at fair value.

## NOTES TO THE FINANCIAL STATEMENTS

The Company regularly evaluates investment securities for impairment. For all securities other than loan-backed and structured securities, the Company considers factors affecting the investee, factors affecting the industry the investee operates within, and general debt and equity market trends. The Company also considers the length of time an investment's fair value has been below carrying value, the near term prospects for recovery to carrying value, and the Company's intent and ability to hold the investment until maturity or market recovery is realized. If and when a determination is made that a decline in fair value below the cost basis is other-than-temporary, the related investment is written down to its estimated fair value through earnings.

Amortization of bond premium or discount is computed using the scientific interest method.

Income from investments is recorded on an accrual basis. For the purpose of determining realized gains and losses, the cost of securities sold is based upon specific identification. Investment income due and accrued over 90 days past due is nonadmitted.

- (5) The Company estimates the fair value of its investments in mortgage loans on real estate using a discounted cash flow method based on rating, maturity and future income when compared to the expected yield for mortgages having similar characteristics. The rating for mortgages in good standing is based on property type, location, market conditions, occupancy, debt service coverage, loan to value, caliber of tenancy, borrower and payment record. Problem mortgages are priced to reflect their monetary value to the Company, considering such things as the degree of default, whether or not the payments are still being made, interest rate, maturity and operating performance of the underlying collateral.
- (6) For loan backed and structured securities where the securities fair value is less than the amortized cost, the Company considers several factors to determine if the security's impairment is other-than-temporary. If the Company has the intent to sell the security or if the Company does not have the intent and ability to retain the security until recovery of its fair value, the related investment is written down to its estimated fair value through earnings. If, however, the Company has the intent and ability to retain the security until recovery of its fair value, the Company considers factors affecting the investee, factors affecting the industry the investee operates within, and general debt and equity market trends. The Company also considers the length of time an investment's fair value has been below carrying value and the near term prospects for recovery to carrying value. If the determination is made, based on these factors, that the Company does expect to recover the entire amortized cost of the security, then an other-than-temporary impairment has not occurred. If, however, the determination is made that the Company does not expect to recover the entire amortized cost of the security based on the factors noted above, the Company recognizes a realized loss in earnings for the non-interest related decline. No loss is recognized for the interest impairment.
- (7) Not Applicable.
- (8) Not Applicable.
- (9) Not Applicable.
- (10-11) The estimates of future medical benefit payments are developed using actuarial methods and assumptions based upon claim payment patterns, medical cost inflation, historical development such as claim inventory levels and claim receipt patterns, and other relevant factors. Corresponding administrative costs to process outstanding claims are estimated and accrued. Estimates of future payments relating to services incurred in the current and prior periods are continually reviewed by management and adjusted as necessary.

The Company assesses the profitability of its contracts for providing health insurance coverage to its members when current operating results or forecasts indicate probable future losses. The Company records a premium deficiency liability in current operations to the extent that the sum of expected future medical costs, claim adjustment expenses and maintenance costs exceed related future premiums. Investment income is utilized in the calculation of the premium deficiency liability.

Management believes the Company's benefits payable and loss adjustment expense are adequate to cover future claims and loss adjustment expense payments required, however, such estimates are based on knowledge of current events and anticipated future events and, therefore, the actual liability could differ from the amounts provided.

- (12) The Company has not modified its capitalization policy from the prior period.

Equipment is stated at cost less accumulated depreciation. Depreciation expense is computed using the straight-line method over estimated useful lives generally ranging from three to five years. Improvements to leased facilities are depreciated over the shorter of the remaining lease term or the anticipated life of the improvement.

The Company recognizes an asset or liability for the deferred tax consequences of temporary differences between the tax basis of assets or liabilities and their reported amounts in the financial statements. The temporary differences will result in taxable or deductible amounts in future years when the reported amounts of the assets or liabilities are recovered or settled.

- (13) The Company estimates anticipated Pharmacy Rebate Receivables using the analysis of historical recovery patterns.

NOTES TO THE FINANCIAL STATEMENTS

(14) Not Applicable.

(15) Not Applicable.

D. Going Concern

Management of the Company has evaluated the Company's ability to continue as a going concern under SSAP No. 1, *Accounting Policies, Risks & Uncertainties, and Other Disclosures* (SSAP No. 1). Based on this evaluation, Management has determined that there is no substantial doubt about the Company's ability to continue as a going concern.

2. Accounting Changes and Corrections of Errors

Not Applicable.

3. Business Combinations and Goodwill

A. Statutory Purchase Method

Not Applicable.

B. Statutory Merger

Not Applicable.

C. Assumption Reinsurance

Not Applicable.

D. Impairment Loss

Not Applicable.

E. Subcomponents and Calculation of Adjusted Surplus and Total Admitted Goodwill

Not Applicable.

4. Discontinued Operations

Not Applicable.

5. Investments

A. Mortgage Loans, Including Mezzanine Real Estate Loans

No material change since year-end December 31, 2024.

B. Debt Restructuring

Not Applicable.

C. Reverse Mortgages

Not Applicable.

D. Asset-Backed Securities

(1) Prepayment assumptions for mortgage-backed/loan-backed and structured securities were obtained from industry market sources.

(2) Not Applicable.

(3) Not Applicable.

(4) The Company does not have any investments in an other-than-temporary impairment position at September 30, 2025.

Gross unrealized losses and related fair value of temporarily impaired securities that have been in a continuous unrealized loss position were as follows at September 30, 2025:

(a) The aggregate amount of unrealized losses:

1. Less than Twelve Months	\$	(103,033)
2. Twelve Months or Longer	\$	(15,627,640)

(b) The aggregate related fair value of securities with unrealized losses:

1. Less than Twelve Months	\$	9,503,455
2. Twelve Months or Longer	\$	117,440,955

NOTES TO THE FINANCIAL STATEMENTS

(5) Unrealized losses are primarily due to increases in market interest rates and tighter liquidity conditions in the current markets than when the securities were purchased. All issuers of securities trading at an unrealized loss remain current on all contractual payments and the Company believes it is probable that all amounts due according to the contractual terms of the debt securities are collectible. After taking into account these and other factors, including the severity of the decline and the Company's ability and intent to hold these securities until recovery or maturity, the Company determined the unrealized losses on these investment securities were temporary and, as such, no impairment was required.

E. Dollar Repurchase Agreements and/or Securities Lending Transactions

(1) The Company participates in securities lending transactions. The book/adjusted carrying value and fair value of securities on loan at September 30, 2025 and December 31, 2024 was \$13,096,669 and \$20,443,676, respectively. Book/adjusted carrying value approximates fair value due to the short-term maturity of the investments. The Company maintains effective control over the loaned securities and requires collateral initially equal to at least 102% of the market value of the loaned securities. Collateral received consists of cash and fixed-income securities. Non-cash collateral is not recorded in the statements of assets, liabilities, capital and surplus, as the Company does not have the right to sell, pledge, or otherwise reinvest the non-cash collateral. The Company did not have OTTI's on invested collateral at September 30, 2025 and December 31, 2024.

(2) The Company has not pledged any of its assets as collateral that are not reclassified and separately reported in the statement of assets, liabilities, capital and surplus.

(3) Collateral Received

a. The aggregate amounts of contractually obligated open collateral positions and the corresponding liabilities that represented the Company's obligations to return the collateral at September 30, 2025 and December 31, 2024 were as follows:

	September 30, 2025	December 31, 2024
(1) Securities Lending		
a. Open	\$ -	\$ -
b. 30 days or less	13,155,285	16,729,256
c. 31 to 60 days	-	-
d. 61 to 90 days	-	-
e. Greater than 90 days	-	-
f. Sub-total (Sum of a+b+c+d+e)	<u>13,155,285</u>	<u>16,729,256</u>
g. Securities received	<u>234,362</u>	<u>4,144,740</u>
h. Total collateral received (f+g)	<u>\$ 13,389,647</u>	<u>\$ 20,873,996</u>

b. The fair value of the collateral and the portion of the collateral that was sold or repledged was \$13,389,647 and \$20,873,996, at September 30, 2025 and December 31, 2024, respectively.

c. Cash collateral is invested in fixed income, short-term and cash equivalent securities and the offsetting collateral liability is included in payable for securities lending in the statements of assets, liabilities, capital and surplus. Non-cash collateral consists of fixed income debt securities.

(4) The Company did not have any securities lending transactions administered by an affiliated agent which were "one-line" at September 30, 2025 and December 31, 2024.

(5) Collateral Reinvested

a. The aggregate amounts of reinvested cash collateral and securities available to repledge by maturity term at September 30, 2025 and December 31, 2024 were as follows:

	September 30, 2025		December 31, 2024	
	Amortized Cost	Fair Value	Amortized Cost	Fair Value
(1) Securities Lending				
a. Open	\$ -	\$ -	\$ -	\$ -
b. 30 days or less	8,852,633	8,852,629	11,652,351	11,652,444
c. 31 to 60 days	3,126,778	3,126,813	3,117,714	3,117,729
d. 61 to 90 days	399,663	399,670	239,864	239,803
e. 91 to 120 days	258,606	258,660	359,796	359,760
f. 121 to 180 days	188,077	188,155	319,818	319,918
g. 181 to 365 days	329,135	329,358	1,039,410	1,039,602
h. 1 to 2 years	-	-	-	-
i. 2 to 3 years	-	-	-	-
j. Greater than 3 years	-	-	-	-
k. Sub-total (Sum of a through j)	<u>13,154,892</u>	<u>13,155,285</u>	<u>16,728,953</u>	<u>16,729,256</u>
l. Securities reinvested	-	-	-	-
m. Total collateral reinvested (k+l)	<u>\$ 13,154,892</u>	<u>\$ 13,155,285</u>	<u>\$ 16,728,953</u>	<u>\$ 16,729,256</u>

NOTES TO THE FINANCIAL STATEMENTS

- b. The Company did not have maturity dates of the collateral to be returned that did not match the invested assets at September 30, 2025 and December 31, 2024.
  
- (6) The Company accepts non-cash collateral through its participation in securities lending transactions with its lending agent. Non-cash collateral generally consists of U.S. government securities which are not recorded in the statements of assets, liabilities, capital and surplus as the Company does not have the right to sell, pledge or otherwise reinvest these securities unless the counterparty defaults. The aggregate fair value of non-cash collateral accepted was \$234,362 and \$4,144,740, at September 30, 2025 and December 31, 2024, respectively.
  
- (7) The Company had no cash or non-cash collateral for securities lending transactions that extended beyond one year at September 30, 2025 and December 31, 2024, respectively.
  
- F. Repurchase Agreements Transactions Accounted for as Secured Borrowing  
Not Applicable.
  
- G. Reverse Repurchase Agreements Transactions Accounted for as Secured Borrowing  
Not Applicable.
  
- H. Repurchase Agreements Transactions Accounted for as a Sale  
Not Applicable.
  
- I. Reverse Repurchase Agreements Transactions Accounted for as a Sale  
Not Applicable.
  
- J. Real Estate  
Not Applicable.
  
- K. Low-Income Housing Tax Credits (LIHTC)  
Not Applicable.

## NOTES TO THE FINANCIAL STATEMENTS

## L. Restricted Assets

## (1) Restricted Assets (Including Pledged)

Restricted Asset Category	1	2	3	4	5	6	7
	Total Gross (Admitted & Nonadmitted) Restricted from Current Year	Total Gross (Admitted & Nonadmitted) Restricted from Prior Year	Increase/ (Decrease) (1 minus 2)	Total Current Year Nonadmitted Restricted	Total Current Year Admitted Restricted (1 minus 4)	Percentage Gross (Admitted & Nonadmitted) Restricted to Total Assets (a)	Percentage Admitted Restricted to Total Admitted Assets (b)
a. Subject to contractual obligation for which liability is not shown	\$ -	\$ -	\$ -	\$ -	\$ -	-%	-%
b. Collateral held under security lending agreements	13,155,285	16,729,256	(3,573,971)	-	13,155,285	1.45%	1.46%
c. Subject to repurchase agreements	-	-	-	-	-	-	-
d. Subject to reverse repurchase agreements	-	-	-	-	-	-	-
e. Subject to dollar repurchase agreements	-	-	-	-	-	-	-
f. Subject to dollar reverse repurchase agreements	-	-	-	-	-	-	-
g. Placed under option contracts	-	-	-	-	-	-	-
h. Letter stock or securities restricted to sale – excluding FHLB capital stock	-	-	-	-	-	-	-
i. FHLB capital stock	-	-	-	-	-	-	-
j. On deposit with states	15,221,764	15,351,492	(129,728)	-	15,221,764	1.68%	1.69%
k. On deposit with other regulatory bodies	-	-	-	-	-	-	-
l. Pledged collateral to FHLB (including assets backing funding agreements)	-	-	-	-	-	-	-
m. Pledged as collateral not captured in other categories	-	-	-	-	-	-	-
n. Other restricted assets	-	-	-	-	-	-	-
<b>o. Total Restricted Assets</b>	<b>\$ 28,377,049</b>	<b>\$ 32,080,748</b>	<b>\$ (3,703,699)</b>	<b>-</b>	<b>\$ 28,377,049</b>	<b>3.13%</b>	<b>3.15%</b>

## (2) Detail of Assets Pledged as Collateral Not Captured in Other Categories (Contracts that Share Similar Characteristics, Such as Reinsurance and Derivatives, Are Reported in the Aggregate)

Not Applicable.

## (3) Detail of Other Restricted Assets Categories (Contracts that Share Similar Characteristics, Such as Reinsurance and Derivatives, Are Reported in the Aggregate)

Not Applicable.

## (4) Collateral Received and Reflected as Assets Within the Reporting Entity's Financial Statements

Not Applicable.

## M. Working Capital Finance Investments

Not Applicable.

## N. Offsetting and Netting of Assets and Liabilities

Not Applicable.

## O. 5GI\* Securities

Not Applicable.

## P. Short Sales

Not Applicable.

## Q. Prepayment Penalty and Acceleration Fees

Not Applicable.

NOTES TO THE FINANCIAL STATEMENTS

R. Share of Cash Pool by Asset Type

Not Applicable.

S. Aggregate Collateral Loans by Qualifying Investment Collateral

Not Applicable.

6. Joint Ventures, Partnerships and Limited Liability Companies

A. The Company has no investments in Joint Ventures, Partnerships or Limited Liability Companies that exceed 10.0 percent of its admitted assets.

B. The Company did not recognize any impairment write down for its investments in Joint Ventures, Partnerships and Limited Liability Companies during the statement periods.

7. Investment Income

A. Due and accrued income was excluded from surplus on the following basis:

All investment income due and accrued with amounts that are over 90 days past due with the exception of mortgage loans in default.

B. The total amount excluded was \$0.

C. The gross, nonadmitted and admitted amounts for interest income due and accrued.

Interest Income Due and Accrued		Amount
1. Gross	\$	3,919,334
2. Nonadmitted	\$	-
3. Admitted	\$	3,919,334

D. The aggregate deferred interest.

Aggregate Deferred Interest	Amount
\$	-

E. The cumulative amounts of paid-in-kind (PIK) interest included in the current principal balance.

Cumulative amounts of PIK interest included in the current principal balance	Amount
\$	-

8. Derivative Instruments

Not Applicable.

9. Income Taxes

The Inflation Reduction Act (Act) was enacted on August 16, 2022 and included a new corporate alternative minimum tax (CAMT). The Act and the CAMT went into effect for tax years beginning after 2022. The Company is an applicable corporation for 2025 as the average adjusted financial statement income for Humana Inc. and Subsidiaries for the applicable three-tax-year period exceeds the \$1 billion income-based threshold. However, the Company does not expect to incur a CAMT liability in 2025 as its regular tax liability is expected to exceed the tentative minimum tax. Further, no other taxable entities or taxable groups within the Company's structure are expected to exceed the average adjusted financial statement income threshold. The Company has not made an accounting policy election to disregard CAMT when evaluating the need for a valuation allowance for its non-CAMT DTAs.

No material change since year-end December 31, 2024.

10. Information Concerning Parent, Subsidiaries and Affiliates

A.-B. The Company has several management contracts with Humana Inc. and other related parties whereby the Company is provided with medical and executive management, information systems, claims processing, billing and enrollment, and telemarketing and other services as required by the Company. Management fees charged to operations for the years ended December 31, 2024 and 2023 were \$169,165,316 and \$316,458,283, respectively. As a part of this agreement, Humana Inc. makes cash disbursements on behalf of the Company which includes, but is not limited to, medical related items, general and administrative expenses, commissions and payroll. The Company continues to be primarily liable for any outstanding payments made on behalf of the Company, should Humana Inc. not be able to fulfill its obligations.

The Company has various related party agreements with no material change since year-end December 31, 2024.

No dividends or returns of capital were paid by the Company as of September 30, 2025.

NOTES TO THE FINANCIAL STATEMENTS

C. (1) Detail of Material Related Party Transactions

The Company has related party transactions with no material change since year-end December 31, 2024.

(2) Detail of Material Related Party Transactions Involving Services

The Company has related party transactions involving services with no material change since year-end December 31, 2024.

(3) Detail of Material Related Party Transactions Exchange of Assets and Liabilities

Not Applicable.

(4) Detail of Amounts Owed To/From a Related Party

The Company has amounts owed to/from a related party with no material change since year-end December 31, 2024.

D. At September 30, 2025, the Company reported \$296,415,089 due to Humana Inc. Amounts due to or from parent are generally settled within 90 days.

E. Not Applicable.

F. The Company has a parental guarantee with Humana Inc. in accordance with certain regulatory requirements.

G. All outstanding shares of the Company are owned by the Parent Company.

H. Not Applicable.

I. Not Applicable.

J. Not Applicable.

K. Not Applicable.

L. Not Applicable.

M. All SCA Investments

Not Applicable.

N. Investment in Insurance SCA

Not Applicable.

O. SCA Loss Tracking

Not Applicable.

11. Debt

A. Debt Including Capital Notes

The Company has no debentures outstanding.

The Company has no capital notes outstanding.

The Company does not have any reverse repurchase agreements.

B. Federal Home Loan Bank (FHLB) Agreements

The Company does not have any FHLB agreements.

12. Retirement Plans, Deferred Compensation, Postemployment Benefits and Compensated Absences and Other Postretirement Benefit Plans

A.-D. Defined Benefit Plans

Not Applicable.

E. Defined Contribution Plans

Not Applicable.

F. Multiemployer Plans

Not Applicable.

NOTES TO THE FINANCIAL STATEMENTS

G. Consolidated/Holding Company Plans

No material change since year-end December 31, 2024.

H. Postemployment Benefits and Compensated Absences

Not Applicable.

I. Impact of Medicare Modernization Act on Postretirement Benefits (INT 04-17)

Not Applicable.

13. Capital and Surplus, Shareholders' Dividend Restrictions and Quasi-Reorganizations

A. The Company has \$1.00 par value common stock with 5,000,000 shares authorized and 2,248,000 shares issued and 2,248,000 outstanding. All shares are common stock shares.

B. The Company has no preferred stock outstanding.

C.-E. No material change since year-end December 31, 2024.

F. There were no restrictions placed on the Company's surplus, including for whom the surplus is being held.

G. Not Applicable.

H. Not Applicable.

I. Not Applicable.

J. The portion of unassigned funds (surplus) represented or reduced by cumulative unrealized gains and losses is \$265,353.

K. Not Applicable.

L. Not Applicable.

M. Not Applicable.

14. Liabilities, Contingencies and Assessments

A. Contingent Commitments

Not Applicable.

B. Assessments

Not Applicable.

C. Gain Contingencies

Not Applicable.

D. Claims related extra contractual obligation and bad faith losses stemming from lawsuits

Not Applicable.

E. Joint and Several Liabilities

Not Applicable.

F. All Other Contingencies

During the ordinary course of business, the Company is subject to pending and threatened legal actions. Management of the Company does not believe that any of these actions will have a material adverse effect on the Company's surplus, results of operations or cash flows. However, the likelihood or outcome of current or future legal proceedings cannot be accurately predicted, and they could adversely affect the Company's surplus, results of operations and cash flows.

On May 1, 2025, the Department of Justice (DOJ) filed a complaint in partial intervention related to a qui tam lawsuit filed by an individual formerly employed by eHealth, Inc., in the United States District Court for the District of Massachusetts. The intervened lawsuit is captioned *United States of America ex. rel. Andrew Shea v. eHealth, Inc., et al., Case No. 1:21-cv-11777-DJC*. The complaint alleges certain civil violations in connection with non-commission payments Humana made to three call center broker partners. The complaint also includes allegations relating to Humana's marketing of Medicare Advantage plans to Medicare-eligible beneficiaries under the age of 65. The action seeks damages and penalties on behalf of the United States under the federal False Claims Act. The court ordered the qui tam action unsealed following the filing of DOJ's complaint in partial intervention on May 1, 2025. Humana takes seriously its obligations to comply with applicable regulatory requirements and laws, and will vigorously defend against these allegations. This matter could lead to additional federal securities law and stockholder derivative allegations.

NOTES TO THE FINANCIAL STATEMENTS

The Company is not aware of any other material contingent liabilities as of September 30, 2025.

15. Leases

No material change since year-end December 31, 2024.

16. Information about Financial Instruments With Off-Balance Sheet Risk and Financial Instruments With Concentrations of Credit Risk

The Company has no investment in Financial Instruments with Off-Balance Sheet Risk or Concentrations of Credit Risk.

17. Sale, Transfer and Servicing of Financial Assets and Extinguishments of Liabilities

A. Transfers of Receivables Reported as Sales

Not Applicable.

B. Transfer and Servicing of Financial Assets

Refer to Note 5E – *Dollar Repurchase Agreements and/or Securities Lending Transactions*.

C. Wash Sales

Not Applicable.

18. Gain or Loss to the Reporting Entity from Uninsured Plans and the Uninsured Portion of Partially Insured Plans

A. ASO Plans

The gain from operations from Administrative Services Only (ASO) uninsured plans and the uninsured portion of partially insured plans were as follows for the quarter ended September 30, 2025:

	ASO Uninsured Plans	Uninsured Portion of Partially Insured Plans	Total ASO
a. Net reimbursement for administrative expenses (including administrative fees) in excess of actual expenses	\$ 114,968	\$ -	\$ 114,968
b. Total net other income or expenses (including interest paid to or received from plans)	\$ 8,290,387	\$ -	\$ 8,290,387
c. Net gain or (loss) from operations	\$ 8,405,355	\$ -	\$ 8,405,355
d. Total claim payment volume	(1,610,902)	-	(1,610,902)

B. ASC Plans

Not Applicable.

C. Medicare or Other Similarly Structured Cost Based Reimbursement Contract

(1) The Company records no revenue explicitly attributable to the cost share and reinsurance components of its Medicare or other similarly structured cost based reimbursement contracts.

(2) As of September 30, 2025, the Company has recorded a receivable from CMS of \$15,475,765 related to the cost share and reinsurance components of administered Medicare products and a receivable from ASO customers of \$3,983,395. The Company has recorded receivables from the following payors whose account balance are greater than 10% of the Company’s accounts receivable from uninsured accident and health plans or \$10,000:

Hubert Co	\$ 37,896
ONE SOURCE HOME SERVICE	12,974

(3) As no revenue is recorded in connection with the cost share and reinsurance components of the Company’s Medicare or other similarly structured cost based reimbursement contracts, the Company has recorded no allowances and reserves for adjustment of recorded revenues and receivables.

(4) The Company has made no adjustment to revenue resulting from audit of receivables related to revenues recorded in the prior period.

19. Direct Premium Written/Produced by Managing General Agents/Third Party Administrators

Not Applicable.

**STATEMENT AS OF September 30, 2025 OF Humana Health Plan, Inc.**

**NOTES TO THE FINANCIAL STATEMENTS**

20. Fair Value Measurements

A. (1) The fair value of financial assets at September 30, 2025 were as follows:

	Level 1	Level 2	Level 3	Net Asset Value (NAV)	Total
a. Assets at fair value					
Bonds					
U.S. governments	\$ -	\$ -	\$ -	\$ -	\$ -
Tax-exempt municipal	-	-	-	-	-
Residential mortgage and other-backed	-	-	-	-	-
Corporate debt securities	-	8,592,805	-	-	8,592,805
Total bonds	-	8,592,805	-	-	8,592,805
Total assets at fair value/NAV	\$ -	\$ 8,592,805	\$ -	\$ -	\$ 8,592,805
b. Liabilities at fair value	\$ -	\$ -	\$ -	\$ -	\$ -
Total liabilities at fair value	\$ -	\$ -	\$ -	\$ -	\$ -

The Company reports transfers between Level 1 and Level 2 of the fair value hierarchy levels at the end of the reporting period. There were no transfers between Level 1 and Level 2 of the fair value hierarchy between December 31, 2024 and September 30, 2025.

(2) Fair Value Measurements in (Level 3) of the Fair Value Hierarchy

Not Applicable.

(3) The Company reports transfers into or out of Level 3 of the fair value hierarchy levels at the end of the reporting period. There were no transfers into or out of Level 3 of the fair value hierarchy levels between December 31, 2024 and September 30, 2025.

(4) Fair value of actively traded debt securities are based on quoted market prices. Fair value of other debt securities are based on quoted market prices of identical or similar securities or based on observable inputs like interest rates generally using a market valuation approach, or, less frequently, an income valuation approach and are generally classified as Level 2. The Company generally obtains one quoted price for each security from a third party pricing service. These prices are generally derived from recently reported trades for identical or similar securities, including adjustments through the reporting date based upon observable market information. When quoted prices are not available, the third party pricing service may use quoted market prices of comparable securities or discounted cash flow analyses, incorporating inputs that are currently observable in the markets for similar securities. Inputs that are often used in the valuation methodologies include benchmark yields, reported trades, credit spreads, broker quotes, default rates and prepayment speeds. The Company is responsible for the determination of fair value and as such, the Company performs analysis on the prices received from the third party pricing service to determine whether the prices are reasonable estimates of fair value. The Company's analysis includes a review of monthly price fluctuations as well as a quarterly comparison of the prices received from the pricing service to prices reported by the Company's third party investment advisor. Based on the Company's internal price verification procedures and review of fair value methodology documentation provided by the third party pricing service, there were no material adjustments to the prices obtained from the third party pricing service during the quarter ended September 30, 2025.

(5) Derivative Fair Values

Not Applicable.

B. Other Fair Value Disclosures

Securities lending collateral assets: Fair values of securities lending collateral are based on quoted market prices, where available. These fair values are obtained primarily from a third party pricing service, which generally uses Level 1 or Level 2 inputs for the determination of fair value to facilitate fair value measurements and disclosures.

C. Fair Values for All Financial Instruments by Levels 1, 2 and 3

Type of Financial Instrument	Aggregate Fair Value	Admitted Assets	Level 1	Level 2	Level 3	Net Asset Value (NAV)	Not Practicable (Carrying Value)
Bonds and cash equivalents	\$ 683,460,477	\$ 708,640,888	\$ 155,342,156	\$ 528,118,321	\$ -	\$ -	\$ -
Mortgage Loans	27,600,000	27,600,000	-	-	27,600,000	-	-
Securities lending collateral assets	13,155,285	13,155,285	13,155,285	-	-	-	-
<b>Total</b>	<b>\$ 724,215,762</b>	<b>\$ 749,396,173</b>	<b>\$ 168,497,441</b>	<b>\$ 528,118,321</b>	<b>\$ 27,600,000</b>	<b>\$ -</b>	<b>\$ -</b>

D. Financial Instruments for which Not Practicable to Estimate Fair Values

Not Applicable.

NOTES TO THE FINANCIAL STATEMENTS

21. Other Items

A. Extraordinary Items

Not Applicable.

B. Troubled Debt Restructuring: Debtors

Not Applicable.

C. Other Disclosures and Unusual Items

Not Applicable.

D. Business Interruption Insurance Recoveries

Not Applicable.

E. State Transferable and Non-transferable Tax Credits

Not Applicable.

F. Subprime Mortgage Related Risk Exposure

(1) The Company consults with its external investment managers to assess its subprime mortgage related risk exposure. Certain characteristics are utilized to determine if a mortgage-backed security has subprime exposure. The main characteristics reviewed when determining this are the collateral and structure of the security, the loan purpose, loan documentation, occupancy, geographical location, loan size and type. Subprime mortgage borrowers typically have lower credit scores, lower loan balances and higher loan-to-values than other conforming loans. Management's practices include reviewing quantitative and qualitative credit models that analyze loan-level collateral composition, historical underwriter performance trends, the impact of macroeconomic factors, and issuer risks; as well as reviewing the estimation of security cash flows and monthly model calibrations.

(2) Direct exposure through investments in sub-prime mortgage loans.

The Company has no direct exposure through investment to sub-prime mortgage loans.

(3) Direct exposure through other investments:

- a. Residential mortgage backed securities – No substantial exposure noted.
- b. Commercial mortgage backed securities – No substantial exposure noted.
- c. Collateralized debt obligations – No substantial exposure noted.
- d. Structured securities – No substantial exposure noted.
- e. Equity investment in SCAs – No substantial exposure noted.
- f. Other assets – No substantial exposure noted.
- g. Total – No substantial exposure noted.

(4) Underwriting exposure to sub-prime mortgage risk through Mortgage Guaranty coverage, Financial Guaranty coverage, Directors and Officers liability coverage, or Errors and Omissions liability coverage.

The Company does not have sub-prime mortgage risk.

Classification of mortgage related securities is primarily based on information from outside data services, including rating agency actions. When considering our exposure, the Company evaluated the percentage of full documentation loans, percent of owner occupied properties, FICO scores, average margin for ARM loans, percent of loans with prepayment penalties, the existence of non-traditional underwriting standards, among other factors.

G. Retained Assets

Not Applicable.

H. Insurance Linked Securities

Not Applicable.

22. Events Subsequent

The Company is not aware of any events or transactions occurring subsequent to the close of the books for this statement which may have a material effect on its financial condition. Subsequent events have been considered through November 11, 2025 for the Statutory Statement issued on November 11, 2025.

NOTES TO THE FINANCIAL STATEMENTS

23. Reinsurance

A. Ceded Reinsurance Report

Section 1 – General Interrogatories

- (1) Are any of the reinsurers, listed in Schedule S as non-affiliated, owned in excess of 10.0 percent or controlled, either directly or indirectly, by the company or by any representative, officer, trustee, or director of the company?

Yes ( ) No (X)

- (2) Have any policies issued by the company been reinsured with a company chartered in a country other than the United States (excluding U.S. Branches of such companies) that is owned in excess of 10.0 percent or controlled directly or indirectly by an insured, a beneficiary, a creditor or an insured or any other person not primarily engaged in the insurance business?

Yes ( ) No (X)

Section 2 – Ceded Reinsurance Report – Part A

- (1) Does the company have any reinsurance agreements in effect under which the reinsurer may unilaterally cancel any reinsurance for reasons other than for nonpayment of premium or other similar credits?

Yes ( ) No (X)

- (2) Does the reporting entity have any reinsurance agreements in effect such that the amount of losses paid or accrued through the statement date may result in a payment to the reinsurer of amounts that, in aggregate and allowing for offset of mutual credits from other reinsurance agreements with the same reinsurer, exceed the total direct premium collected under the reinsured policies?

Yes ( ) No (X)

Section 3 – Ceded Reinsurance Report – Part B

- (1) What is the estimated amount of the aggregate reduction in surplus, (for agreements other than those under which the reinsurer may unilaterally cancel for reasons other than for nonpayment of premium or other similar credits that are reflected in Section 2 above) of termination of ALL reinsurance agreements, by either party, as of the date of this statement? Where necessary, the company may consider the current or anticipated experience of the business reinsured in making this estimate. \$0

- (2) Have any new agreements been executed or existing agreements amended, since January 1 of the year of this statement, to include policies or contracts that were in force or which had existing reserves established by the company as of the effective date of the agreement?

Yes ( ) No (X)

B. Uncollectible Reinsurance

Not Applicable.

C. Commutation of Ceded Reinsurance

Not Applicable.

D. Certified Reinsurer Rating Downgraded or Status Subject to Revocation

Not Applicable.

24. Retrospectively Rated Contracts and Contracts Subject to Redetermination

- A. The Company estimates accrued retrospective premium adjustments for its Medicare business through a mathematical approach using an algorithm based upon settlement procedures defined by contracts with CMS.

- B. The Company records accrued retrospective premium as an adjustment to earned premiums.

- C. The amount of net premiums written by the Company at September 30, 2025 that are subject to retrospective rating features was \$1,845,889,625, or 99.88% of the total net premiums written. No other net premiums written by the Company are subject to retrospective rating features.

**STATEMENT AS OF September 30, 2025 OF Humana Health Plan, Inc.**

**NOTES TO THE FINANCIAL STATEMENTS**

**D. Medical loss ratio rebates required pursuant to the Public Health Service Act**

	Individual	Small Group Employer	Large Group Employer	Other Categories with rebates	Total
<b>Prior Reporting Year:</b>					
Medical loss ratio rebates incurred	\$ -	\$ (99,052)	\$ (232,202)	\$ -	\$ (331,254)
Medical loss ratio rebates paid	-	743,562	-	-	743,562
Medical loss rebates unpaid	-	55,654	422,895	-	478,549
Plus reinsurance assumed amounts	XXX	XXX	XXX	XXX	-
Less reinsurance ceded amounts	XXX	XXX	XXX	XXX	-
Rebates unpaid net of reinsurance	XXX	XXX	XXX	XXX	\$ 478,549
<b>Current Reporting Year-to-date:</b>					
Medical loss ratio rebates incurred	\$ -	\$ (50,275)	\$ (203,368)	\$ -	\$ (253,643)
Medical loss ratio rebates paid	-	-	-	-	-
Medical loss rebates unpaid	-	5,379	219,527	-	224,906
Plus reinsurance assumed amounts	XXX	XXX	XXX	XXX	-
Less reinsurance ceded amounts	XXX	XXX	XXX	XXX	-
Rebates unpaid net of reinsurance	XXX	XXX	XXX	XXX	\$ 224,906

**E. Risk Sharing Provisions of the Affordable Care Act**

(1) Did the reporting entity write accident and health insurance premium that is subject to the Affordable Care Act risk-sharing provisions (YES/NO) Yes (X) No ( )

(2) Impact of Risk Sharing Provisions of the Affordable Care Act on Admitted Assets, Liabilities, and Revenue for the Current Year

**a. Permanent ACA Risk Adjustment Program**

**Assets**

1. Premium adjustments receivable due to ACA Risk Adjustment (including high risk pool payments) \$ 369,797

**Liabilities**

2. Risk adjustment user fees payable for ACA Risk Adjustment \$ -

3. Premium adjustments payable due to ACA Risk Adjustment (including high risk pool premium) \$ 395,257

**Operations (Revenue & Expenses)**

4. Reported as revenue in premium for accident and health contracts (written/collected) due to ACA Risk Adjustment \$ (1,252,330)

5. Reported in expenses as ACA risk adjustment user fees (incurred/paid) \$ (296)

(3) Roll-forward of Prior Year ACA Risk-sharing Provisions for the Following Asset (Gross of Any Nonadmission) and Liability Balances, Along with the Reasons for Adjustments to Prior Year Balance.

Accrued During the Prior Year on Business Written Before December 31 of the Prior Year		Received or Paid as of the Current Year on Business Written Before December 31 of the Prior Year		Differences		Adjustments		Unsettled Balances as of the Reporting Date		
				Prior Year Accrued Less Payments (Col 1-3)	Prior Year Accrued Less Payments (Col 2-4)	To Prior Year Balances	To Prior Year Balances	Cumulative Balance from Prior Years (Col 1-3+7)	Cumulative Balance from Prior Years (Col 2-4+8)	
1	2	3	4	5	6	7	8	9	10	
Receivable	(Payable)	Receivable	(Payable)	Receivable	(Payable)	Receivable	(Payable)	Ref	Receivable	(Payable)

**a. Permanent ACA Risk Adjustment Program**

1. Premium adjustments receivable (including high risk pool payments)

- 100,638 (100,638) 470,435 A. 369,797

2. Premium adjustments (payables) (including high risk pool premium)

(263,345) (1,590,851) 1,327,506 (1,722,763) B. (395,257)

3. Subtotal ACA Permanent Risk Adjustment Program

- (263,345) 100,638 (1,590,851) (100,638) 1,327,506 470,435 (1,722,763) 369,797 (395,257)

b. Total for ACA Risk Sharing Provisions

- (263,345) 100,638 (1,590,851) (100,638) 1,327,506 470,435 (1,722,763) 369,797 (395,257)

**Explanations of adjustments**

A. Adjustments related to updates received from CMS associated with 2024 benefit year and the latest data from Wakely Consulting.

B. Adjustments related to updates received from CMS associated with 2024 benefit year and the latest data from Wakely Consulting.

(4) Roll-Forward of Risk Corridors Asset and Liability Balances by Program Benefit Year

Not Applicable.

## NOTES TO THE FINANCIAL STATEMENTS

(5) ACA Risk Corridors Receivable as of Reporting Date

Not Applicable.

25. Change in Incurred Claims and Claim Adjustment Expenses

Benefits and loss adjustment expenses payable, as of December 31, 2024, were \$155,501,063. As of September 30, 2025, \$127,253,409 has been paid for incurred claims and claim adjustment expenses attributable to insured events of prior years. Reserves remaining for prior years are now \$13,464,516 as a result of re-estimation of unpaid claims and claim adjustment expenses. Therefore, there has been a \$14,783,138 favorable prior-year development since December 31, 2024. The decrease is generally the result of ongoing analysis of recent loss development trends. Original estimates are increased or decreased as additional information becomes known regarding individual claims. Included in this decrease, the Company experienced \$14,783,138 of favorable prior year claim development on retrospectively rated policies. However, the business to which it relates is subject to premium adjustments.

26. Intercompany Pooling Arrangements

Not Applicable.

27. Structured Settlements

The Company has no structured settlements.

28. Health Care Receivables

## A. Pharmaceutical Rebate Receivables

Quarter	Estimate Pharmacy Rebates as Reported on Financial Statements	Pharmacy Rebates as Billed or Otherwise Confirmed	Actual Rebates Received Within 90 Days of Billing	Actual Rebates Received Within 91 to 180 Days of Billing	Actual Rebates Received More than 181 Days after Billing
12/31/2025	\$ -	\$ -	\$ -	\$ -	\$ -
9/30/2025	4,916,040	4,916,040	-	-	-
6/30/2025	3,910,973	3,857,927	3,718,958	-	-
3/31/2025	5,311,087	5,355,336	4,823,617	454,176	-
12/31/2024	6,157,346	6,030,711	5,001,400	(1,125)	418,667
9/30/2024	9,142,603	9,103,897	6,216,587	2,802,866	(5,729)
6/30/2024	10,699,451	11,741,937	6,757,959	5,943,660	8,563
3/31/2024	17,541,990	18,369,179	13,356,583	4,725,653	(28,055)
12/31/2023	45,345,000	43,495,867	18,822,226	26,184,622	(133,177)
9/30/2023	48,498,186	48,168,972	18,146,797	29,028,659	313,957
6/30/2023	65,794,526	64,431,235	24,096,831	39,986,998	(22,727)
3/31/2023	62,975,877	62,008,036	20,739,983	38,902,602	(348,371)

## B. Risk Sharing Receivables

Risk sharing receivables represent capitation receivables and provider advance receivables over 90 days and are fully non-admitted.

29. Participating Policies

The Company has no participating policies.

30. Premium Deficiency Reserves

- Liability carried for premium deficiency reserves \$ 1,979,157
- Date of the most recent evaluation of this liability December 31, 2024
- Was anticipated investment income utilized in the calculation? Yes ( X ) No ( )

31. Anticipated Salvage and Subrogation

Not Applicable.

# GENERAL INTERROGATORIES

## PART 1 - COMMON INTERROGATORIES

### GENERAL

- 1.1 Did the reporting entity experience any material transactions requiring the filing of Disclosure of Material Transactions with the State of Domicile, as required by the Model Act? ..... Yes [ ] No [ X ]
- 1.2 If yes, has the report been filed with the domiciliary state? ..... Yes [ ] No [ ]
- 2.1 Has any change been made during the year of this statement in the charter, by-laws, articles of incorporation, or deed of settlement of the reporting entity? ..... Yes [ ] No [ X ]
- 2.2 If yes, date of change: ..... \_\_\_\_\_
- 3.1 Is the reporting entity a member of an Insurance Holding Company System consisting of two or more affiliated persons, one or more of which is an insurer? ..... Yes [ X ] No [ ]  
If yes, complete Schedule Y, Parts 1 and 1A.
- 3.2 Have there been any substantial changes in the organizational chart since the prior quarter end? ..... Yes [ ] No [ X ]
- 3.3 If the response to 3.2 is yes, provide a brief description of those changes.  
NA .....
- 3.4 Is the reporting entity publicly traded or a member of a publicly traded group? ..... Yes [ X ] No [ ]
- 3.5 If the response to 3.4 is yes, provide the CIK (Central Index Key) code issued by the SEC for the entity/group. .... 0000049071
- 4.1 Has the reporting entity been a party to a merger or consolidation during the period covered by this statement? ..... Yes [ ] No [ X ]
- 4.2 If yes, provide the name of the entity, NAIC Company Code, and state of domicile (use two letter state abbreviation) for any entity that has ceased to exist as a result of the merger or consolidation.

1 Name of Entity	2 NAIC Company Code	3 State of Domicile
Not Applicable. ....		

- 5. If the reporting entity is subject to a management agreement, including third-party administrator(s), managing general agent(s), attorney-in-fact, or similar agreement, have there been any significant changes regarding the terms of the agreement or principals involved? ..... Yes [ ] No [ X ] N/A [ ]  
If yes, attach an explanation.  
.....
- 6.1 State as of what date the latest financial examination of the reporting entity was made or is being made. .... 12/31/2022
- 6.2 State the as of date that the latest financial examination report became available from either the state of domicile or the reporting entity. This date should be the date of the examined balance sheet and not the date the report was completed or released. .... 12/31/2022
- 6.3 State as of what date the latest financial examination report became available to other states or the public from either the state of domicile or the reporting entity. This is the release date or completion date of the examination report and not the date of the examination (balance sheet date). .... 01/26/2024
- 6.4 By what department or departments?  
Commonwealth of Kentucky Department of Insurance .....
- 6.5 Have all financial statement adjustments within the latest financial examination report been accounted for in a subsequent financial statement filed with Departments? ..... Yes [ X ] No [ ] N/A [ ]
- 6.6 Have all of the recommendations within the latest financial examination report been complied with? ..... Yes [ X ] No [ ] N/A [ ]
- 7.1 Has this reporting entity had any Certificates of Authority, licenses or registrations (including corporate registration, if applicable) suspended or revoked by any governmental entity during the reporting period? ..... Yes [ ] No [ X ]
- 7.2 If yes, give full information:  
.....
- 8.1 Is the company a subsidiary of a bank holding company regulated by the Federal Reserve Board? ..... Yes [ ] No [ X ]
- 8.2 If response to 8.1 is yes, please identify the name of the bank holding company.  
.....
- 8.3 Is the company affiliated with one or more banks, thrifts or securities firms? ..... Yes [ ] No [ X ]
- 8.4 If response to 8.3 is yes, please provide below the names and location (city and state of the main office) of any affiliates regulated by a federal regulatory services agency [i.e. the Federal Reserve Board (FRB), the Office of the Comptroller of the Currency (OCC), the Federal Deposit Insurance Corporation (FDIC) and the Securities Exchange Commission (SEC)] and identify the affiliate's primary federal regulator.

1 Affiliate Name	2 Location (City, State)	3 FRB	4 OCC	5 FDIC	6 SEC

## GENERAL INTERROGATORIES

- 9.1 Are the senior officers (principal executive officer, principal financial officer, principal accounting officer or controller, or persons performing similar functions) of the reporting entity subject to a code of ethics, which includes the following standards? ..... Yes [  ] No [  ]
- (a) Honest and ethical conduct, including the ethical handling of actual or apparent conflicts of interest between personal and professional relationships;
- (b) Full, fair, accurate, timely and understandable disclosure in the periodic reports required to be filed by the reporting entity;
- (c) Compliance with applicable governmental laws, rules and regulations;
- (d) The prompt internal reporting of violations to an appropriate person or persons identified in the code; and
- (e) Accountability for adherence to the code.
- 9.11 If the response to 9.1 is No, please explain: .....
- 9.2 Has the code of ethics for senior managers been amended? ..... Yes [  ] No [  ]
- 9.21 If the response to 9.2 is Yes, provide information related to amendment(s).  
Ethics Every Day was amended in June 2025 to update content based on operational changes, clarify content where necessary and perform general document maintenance. ....
- 9.3 Have any provisions of the code of ethics been waived for any of the specified officers? ..... Yes [  ] No [  ]
- 9.31 If the response to 9.3 is Yes, provide the nature of any waiver(s).  
.....

### FINANCIAL

- 10.1 Does the reporting entity report any amounts due from parent, subsidiaries or affiliates on Page 2 of this statement? ..... Yes [  ] No [  ]
- 10.2 If yes, indicate any amounts receivable from parent included in the Page 2 amount: ..... \$ ..... 0

### INVESTMENT

- 11.1 Were any of the stocks, bonds, or other assets of the reporting entity loaned, placed under option agreement, or otherwise made available for use by another person? (Exclude securities under securities lending agreements.) ..... Yes [  ] No [  ]
- 11.2 If yes, give full and complete information relating thereto: .....
12. Amount of real estate and mortgages held in other invested assets in Schedule BA: ..... \$ ..... 0
13. Amount of real estate and mortgages held in short-term investments: ..... \$ ..... 0
- 14.1 Does the reporting entity have any investments in parent, subsidiaries and affiliates? ..... Yes [  ] No [  ]
- 14.2 If yes, please complete the following:
- |   | 1<br>Prior Year-End<br>Book/Adjusted<br>Carrying Value | 2<br>Current Quarter<br>Book/Adjusted<br>Carrying Value |
|---|--|---|
| 14.21 Bonds .....   | \$ ..... 0   | \$ ..... 0  |
| 14.22 Preferred Stock .....   | \$ ..... 0   | \$ ..... 0  |
| 14.23 Common Stock .....  | \$ ..... 0   | \$ ..... 0  |
| 14.24 Short-Term Investments .....  | \$ ..... 0   | \$ ..... 0  |
| 14.25 Mortgage Loans on Real Estate .....   | \$ ..... 0   | \$ ..... 0  |
| 14.26 All Other .....   | \$ ..... 0   | \$ ..... 0  |
| 14.27 Total Investment in Parent, Subsidiaries and Affiliates (Subtotal Lines 14.21 to 14.26) ..... | \$ ..... 0   | \$ ..... 0  |
| 14.28 Total Investment in Parent included in Lines 14.21 to 14.26 above .....                       | \$ ..... 0   | \$ ..... 0  |
- 15.1 Has the reporting entity entered into any hedging transactions reported on Schedule DB? ..... Yes [  ] No [  ]
- 15.2 If yes, has a comprehensive description of the hedging program been made available to the domiciliary state? ..... Yes [  ] No [  ] N/A [  ]  
If no, attach a description with this statement. ....
16. For the reporting entity's security lending program, state the amount of the following as of the current statement date:
- 16.1 Total fair value of reinvested collateral assets reported on Schedule DL, Parts 1 and 2. .... \$ ..... 13,155,285
- 16.2 Total book/adjusted carrying value of reinvested collateral assets reported on Schedule DL, Parts 1 and 2 ..... \$ ..... 13,154,892
- 16.3 Total payable for securities lending reported on the liability page. .... \$ ..... 13,155,285

## GENERAL INTERROGATORIES

17. Excluding items in Schedule E - Part 3 - Special Deposits, real estate, mortgage loans and investments held physically in the reporting entity's offices, vaults or safety deposit boxes, were all stocks, bonds and other securities, owned throughout the current year held pursuant to a custodial agreement with a qualified bank or trust company in accordance with Section 1, III - General Examination Considerations, F. Outsourcing of Critical Functions, Custodial or Safekeeping Agreements of the NAIC Financial Condition Examiners Handbook? ..... Yes [ X ] No [ ]
- 17.1 For all agreements that comply with the requirements of the NAIC Financial Condition Examiners Handbook, complete the following:

1 Name of Custodian(s)	2 Custodian Address
JP Morgan Chase .....	4 Metro Tech Center, 6th Floor, Mail Code: NY1-C512, Brooklyn, NY 11245, Attn: Zaida Cepeda .....

- 17.2 For all agreements that do not comply with the requirements of the NAIC Financial Condition Examiners Handbook, provide the name, location and a complete explanation:

1 Name(s)	2 Location(s)	3 Complete Explanation(s)

- 17.3 Have there been any changes, including name changes, in the custodian(s) identified in 17.1 during the current quarter? ..... Yes [ ] No [ X ]
- 17.4 If yes, give full information relating thereto:

1 Old Custodian	2 New Custodian	3 Date of Change	4 Reason

- 17.5 Investment management – Identify all investment advisors, investment managers, broker/dealers, including individuals that have the authority to make investment decisions on behalf of the reporting entity. This includes both primary and sub-advisors. For assets that are managed internally by employees of the reporting entity, note as such. ["...that have access to the investment accounts"; "...handle securities"]

1 Name of Firm or Individual	2 Affiliation
BLACKROCK FINANCIAL MANAGEMENT, INC .....	U.....
Humana Inc. ....	I.....

- 17.5097 For those firms/individuals listed in the table for Question 17.5, do any firms/individuals unaffiliated with the reporting entity (i.e. designated with a "U") manage more than 10% of the reporting entity's invested assets?..... Yes [ X ] No [ ]

- 17.5098 For firms/individuals unaffiliated with the reporting entity (i.e. designated with a "U") listed in the table for Question 17.5, does the total assets under management aggregate to more than 50% of the reporting entity's invested assets?..... Yes [ X ] No [ ]

- 17.6 For those firms or individuals listed in the table for 17.5 with an affiliation code of "A" (affiliated) or "U" (unaffiliated), provide the information for the table below.

1	2	3	4	5
Central Registration Depository Number	Name of Firm or Individual	Legal Entity Identifier (LEI)	Registered With	Investment Management Agreement (IMA) Filed
107105 .....	BLACKROCK FINANCIAL MANAGEMENT, INC .....	549300LVXY1VJKE13M84 .....	The SEC .....	DS.....

- 18.1 Have all the filing requirements of the Purposes and Procedures Manual of the NAIC Investment Analysis Office been followed? ..... Yes [ X ] No [ ]
- 18.2 If no, list exceptions:  
.....

19. By self-designating 5GI securities, the reporting entity is certifying the following elements for each self-designated 5GI security:
- a. Documentation necessary to permit a full credit analysis of the security does not exist or an NAIC CRP credit rating for an FE or PL security is not available.
  - b. Issuer or obligor is current on all contracted interest and principal payments.
  - c. The insurer has an actual expectation of ultimate payment of all contracted interest and principal.
- Has the reporting entity self-designated 5GI securities? ..... Yes [ ] No [ X ]

20. By self-designating PLGI securities, the reporting entity is certifying the following elements of each self-designated PLGI security:
- a. The security was purchased prior to January 1, 2018.
  - b. The reporting entity is holding capital commensurate with the NAIC Designation reported for the security.
  - c. The NAIC Designation was derived from the credit rating assigned by an NAIC CRP in its legal capacity as a NRSRO which is shown on a current private letter rating held by the insurer and available for examination by state insurance regulators.
  - d. The reporting entity is not permitted to share this credit rating of the PL security with the SVO.
- Has the reporting entity self-designated PLGI securities? ..... Yes [ ] No [ X ]

21. By assigning FE to a Schedule BA non-registered private fund, the reporting entity is certifying the following elements of each self-designated FE fund:
- a. The shares were purchased prior to January 1, 2019.
  - b. The reporting entity is holding capital commensurate with the NAIC Designation reported for the security.
  - c. The security had a public credit rating(s) with annual surveillance assigned by an NAIC CRP in its legal capacity as an NRSRO prior to January 1, 2019.
  - d. The fund only or predominantly holds bonds in its portfolio.
  - e. The current reported NAIC Designation was derived from the public credit rating(s) with annual surveillance assigned by an NAIC CRP in its legal capacity as an NRSRO.
  - f. The public credit rating(s) with annual surveillance assigned by an NAIC CRP has not lapsed.
- Has the reporting entity assigned FE to Schedule BA non-registered private funds that complied with the above criteria? ..... Yes [ ] No [ X ]

# GENERAL INTERROGATORIES

## PART 2 - HEALTH

1. Operating Percentages:
- 1.1 A&H loss percent ..... 91.680 %
  - 1.2 A&H cost containment percent ..... 2.260 %
  - 1.3 A&H expense percent excluding cost containment expenses ..... 5.870 %
- 2.1 Do you act as a custodian for health savings accounts? ..... Yes [ ] No [ X ]
- 2.2 If yes, please provide the amount of custodial funds held as of the reporting date ..... \$..... 0
- 2.3 Do you act as an administrator for health savings accounts? ..... Yes [ ] No [ X ]
- 2.4 If yes, please provide the balance of the funds administered as of the reporting date ..... \$..... 0
3. Is the reporting entity licensed or chartered, registered, qualified, eligible or writing business in at least two states? ..... Yes [ X ] No [ ]
- 3.1 If no, does the reporting entity assume reinsurance business that covers risks residing in at least one state other than the state of domicile of the reporting entity? ..... Yes [ ] No [ ]

**SCHEDULE S - CEDED REINSURANCE**

Showing All New Reinsurance Treaties - Current Year to Date

1 NAIC Company Code	2 ID Number	3 Effective Date	4 Name of Reinsurer	5 Domiciliary Jurisdiction	6 Type of Reinsurance Ceded	7 Type of Business Ceded	8 Type of Reinsurer	9 Certified Reinsurer Rating (1 through 6)	10 Effective Date of Certified Reinsurer Rating
<b>NONE</b>									

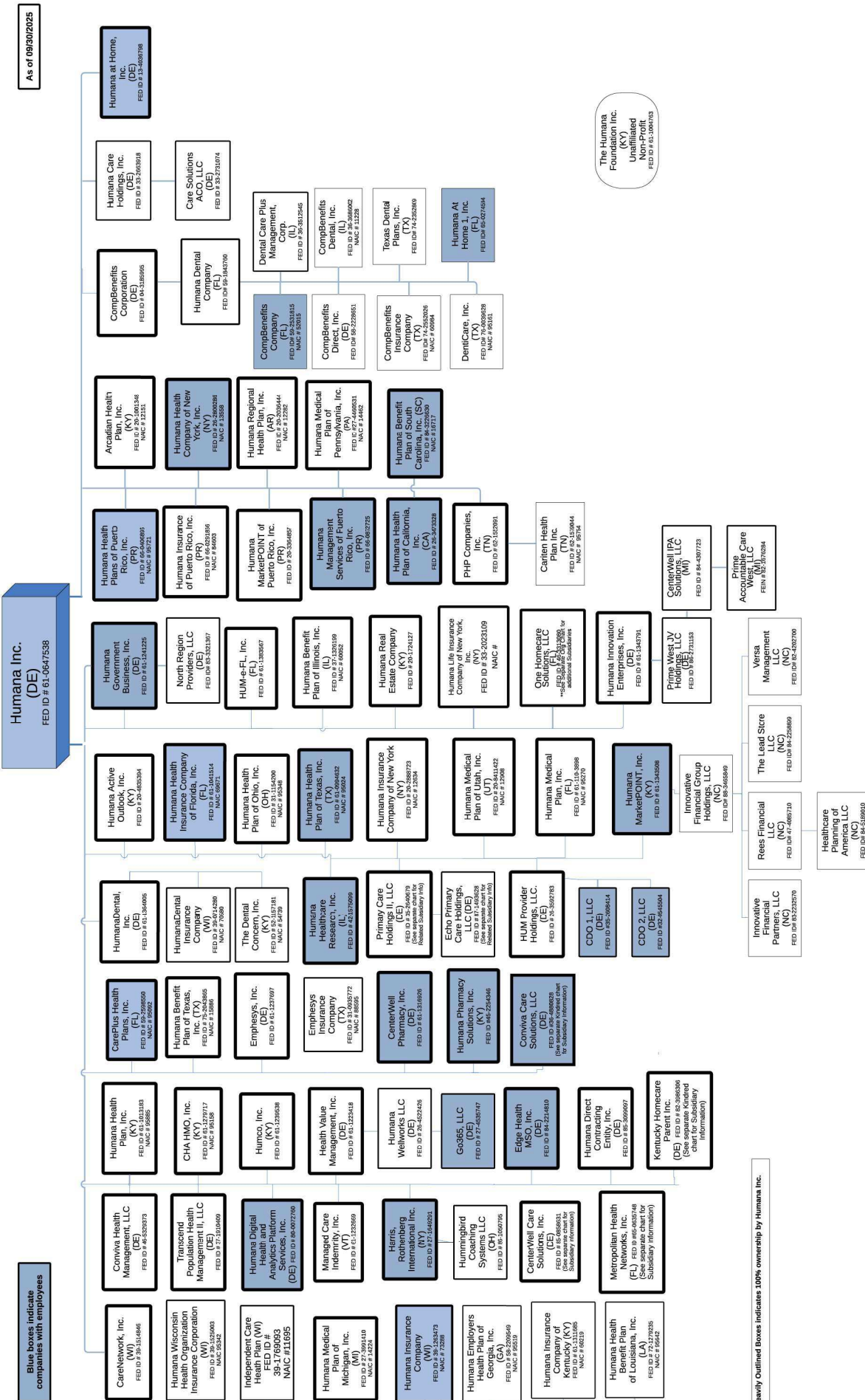
**SCHEDULE T - PREMIUMS AND OTHER CONSIDERATIONS**

Current Year to Date - Allocated by States and Territories

States, etc.	1 Active Status (a)	Direct Business Only									
		2 Accident and Health Premiums	3 Medicare Title XVIII	4 Medicaid Title XIX	5 CHIP Title XXI	6 Federal Employees Health Benefits Program Premiums	7 Life and Annuity Premiums & Other Considerations	8 Property/Casualty Premiums	9 Total Columns 2 Through 8	10 Deposit-Type Contracts	
1. Alabama	AL	L	0	58,835	0	0	0	0	0	58,835	0
2. Alaska	AK	N	0	0	0	0	0	0	0	0	0
3. Arizona	AZ	L	(617,207)	182,567	0	0	0	0	0	(434,640)	0
4. Arkansas	AR	L	0	93,791	0	0	0	0	0	93,791	0
5. California	CA	N	0	0	0	0	0	0	0	0	0
6. Colorado	CO	L	89,206	62,950	0	0	0	0	0	152,156	0
7. Connecticut	CT	N	0	0	0	0	0	0	0	0	0
8. Delaware	DE	N	0	0	0	0	0	0	0	0	0
9. District of Columbia	DC	N	0	0	0	0	0	0	0	0	0
10. Florida	FL	N	0	0	0	0	0	0	0	0	0
11. Georgia	GA	N	0	0	0	0	0	0	0	0	0
12. Hawaii	HI	N	0	0	0	0	0	0	0	0	0
13. Idaho	ID	L	0	14,870	0	0	0	0	0	14,870	0
14. Illinois	IL	L	(248,322)	214,812,769	137,569,629	0	0	0	0	352,134,077	0
15. Indiana	IN	L	(316,265)	113,435	0	0	0	0	0	(202,829)	0
16. Iowa	IA	N	0	0	0	0	0	0	0	0	0
17. Kansas	KS	L	7,921	30,981	0	0	0	0	0	38,902	0
18. Kentucky	KY	L	1,234,325	3,907,185	1,488,753,384	0	779,840	0	0	1,494,674,733	0
19. Louisiana	LA	N	0	0	0	0	0	0	0	0	0
20. Maine	ME	N	0	0	0	0	0	0	0	0	0
21. Maryland	MD	N	0	0	0	0	0	0	0	0	0
22. Massachusetts	MA	N	0	0	0	0	0	0	0	0	0
23. Michigan	MI	N	0	0	0	0	0	0	0	0	0
24. Minnesota	MN	N	0	0	0	0	0	0	0	0	0
25. Mississippi	MS	N	0	0	0	0	0	0	0	0	0
26. Missouri	MO	L	0	281,598	0	0	0	0	0	281,598	0
27. Montana	MT	N	0	0	0	0	0	0	0	0	0
28. Nebraska	NE	L	0	(8,539)	0	0	0	0	0	(8,539)	0
29. Nevada	NV	L	0	(533,357)	0	0	0	0	0	(533,357)	0
30. New Hampshire	NH	N	0	0	0	0	0	0	0	0	0
31. New Jersey	NJ	N	0	0	0	0	0	0	0	0	0
32. New Mexico	NM	L	0	26,769	0	0	0	0	0	26,769	0
33. New York	NY	N	0	0	0	0	0	0	0	0	0
34. North Carolina	NC	N	0	0	0	0	0	0	0	0	0
35. North Dakota	ND	N	0	0	0	0	0	0	0	0	0
36. Ohio	OH	L	0	0	0	0	0	0	0	0	0
37. Oklahoma	OK	N	0	0	0	0	0	0	0	0	0
38. Oregon	OR	N	0	0	0	0	0	0	0	0	0
39. Pennsylvania	PA	N	0	0	0	0	0	0	0	0	0
40. Rhode Island	RI	N	0	0	0	0	0	0	0	0	0
41. South Carolina	SC	L	0	158,439	0	0	0	0	0	158,439	0
42. South Dakota	SD	N	0	0	0	0	0	0	0	0	0
43. Tennessee	TN	L	0	0	0	0	0	0	0	0	0
44. Texas	TX	L	0	2,050,299	0	0	0	0	0	2,050,299	0
45. Utah	UT	N	0	0	0	0	0	0	0	0	0
46. Vermont	VT	N	0	0	0	0	0	0	0	0	0
47. Virginia	VA	L	0	(436,459)	0	0	0	0	0	(436,459)	0
48. Washington	WA	L	0	50,595	0	0	0	0	0	50,595	0
49. West Virginia	WV	N	0	0	0	0	0	0	0	0	0
50. Wisconsin	WI	N	0	0	0	0	0	0	0	0	0
51. Wyoming	WY	N	0	0	0	0	0	0	0	0	0
52. American Samoa	AS	N	0	0	0	0	0	0	0	0	0
53. Guam	GU	N	0	0	0	0	0	0	0	0	0
54. Puerto Rico	PR	N	0	0	0	0	0	0	0	0	0
55. U.S. Virgin Islands	VI	N	0	0	0	0	0	0	0	0	0
56. Northern Mariana Islands	MP	N	0	0	0	0	0	0	0	0	0
57. Canada	CAN	N	0	0	0	0	0	0	0	0	0
58. Aggregate Other Aliens	OT	XXX	0	0	0	0	0	0	0	0	0
59. Subtotal	XXX	149,658	220,866,729	1,626,323,014	0	779,840	0	0	0	1,848,119,239	0
60. Reporting Entity Contributions for Employee Benefit Plans	XXX	0	0	0	0	0	0	0	0	0	0
61. Totals (Direct Business)	XXX	149,658	220,866,729	1,626,323,014	0	779,840	0	0	0	1,848,119,239	0
DETAILS OF WRITE-INS											
58001.	XXX										
58002.	XXX										
58003.	XXX										
58998. Summary of remaining write-ins for Line 58 from overflow page	XXX	0	0	0	0	0	0	0	0	0	0
58999. Totals (Lines 58001 through 58003 plus 58998)(Line 58 above)	XXX	0	0	0	0	0	0	0	0	0	0

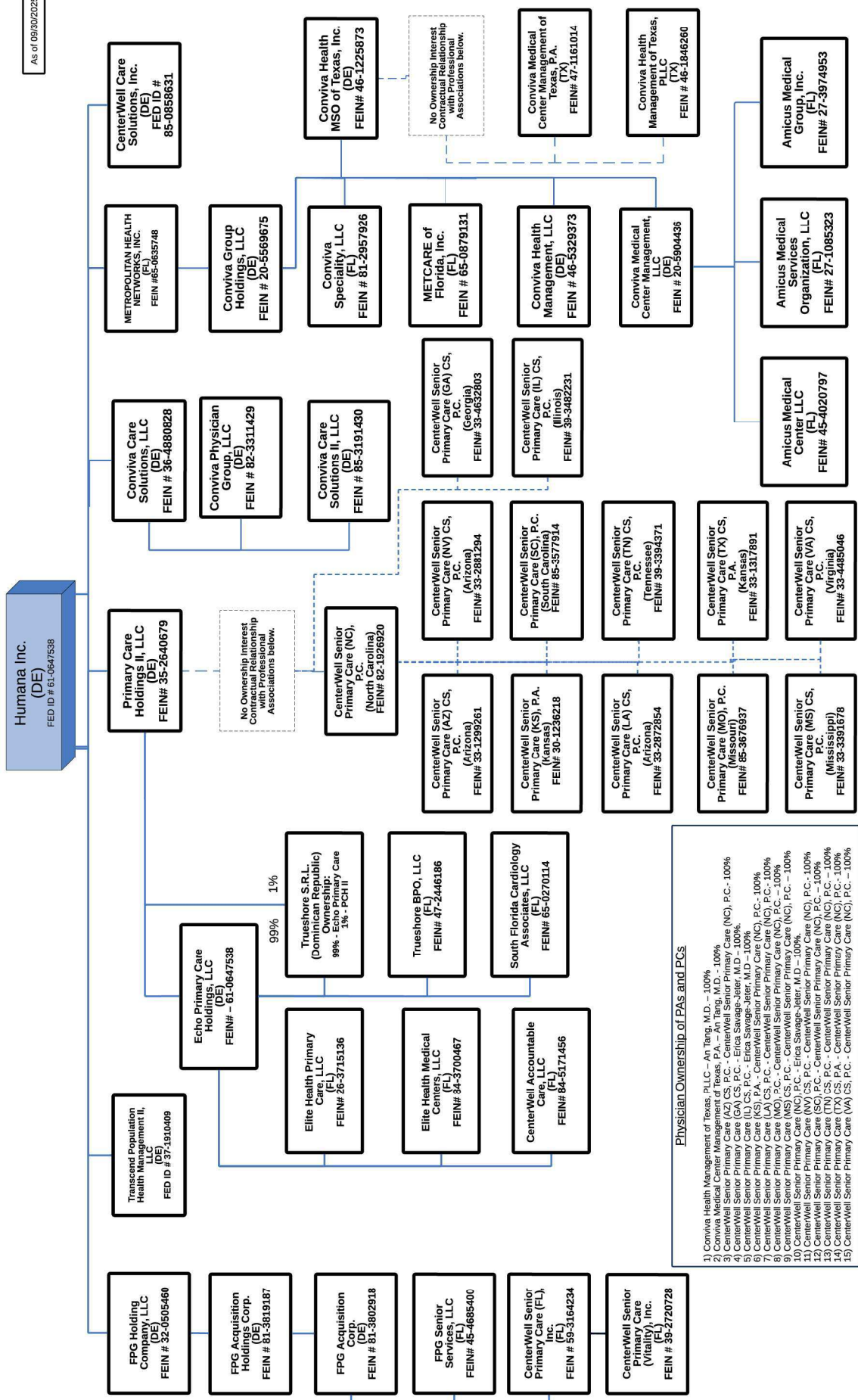
(a) Active Status Counts:

- 1. L - Licensed or Chartered - Licensed insurance carrier or domiciled RRG..... 19
- 2. R - Registered - Non-domiciled RRGs..... 0
- 3. E - Eligible - Reporting entities eligible or approved to write surplus lines in the state. .... 0
- 4. Q - Qualified - Qualified or accredited reinsurer..... 0
- 5. N - None of the above - Not allowed to write business in the state..... 38



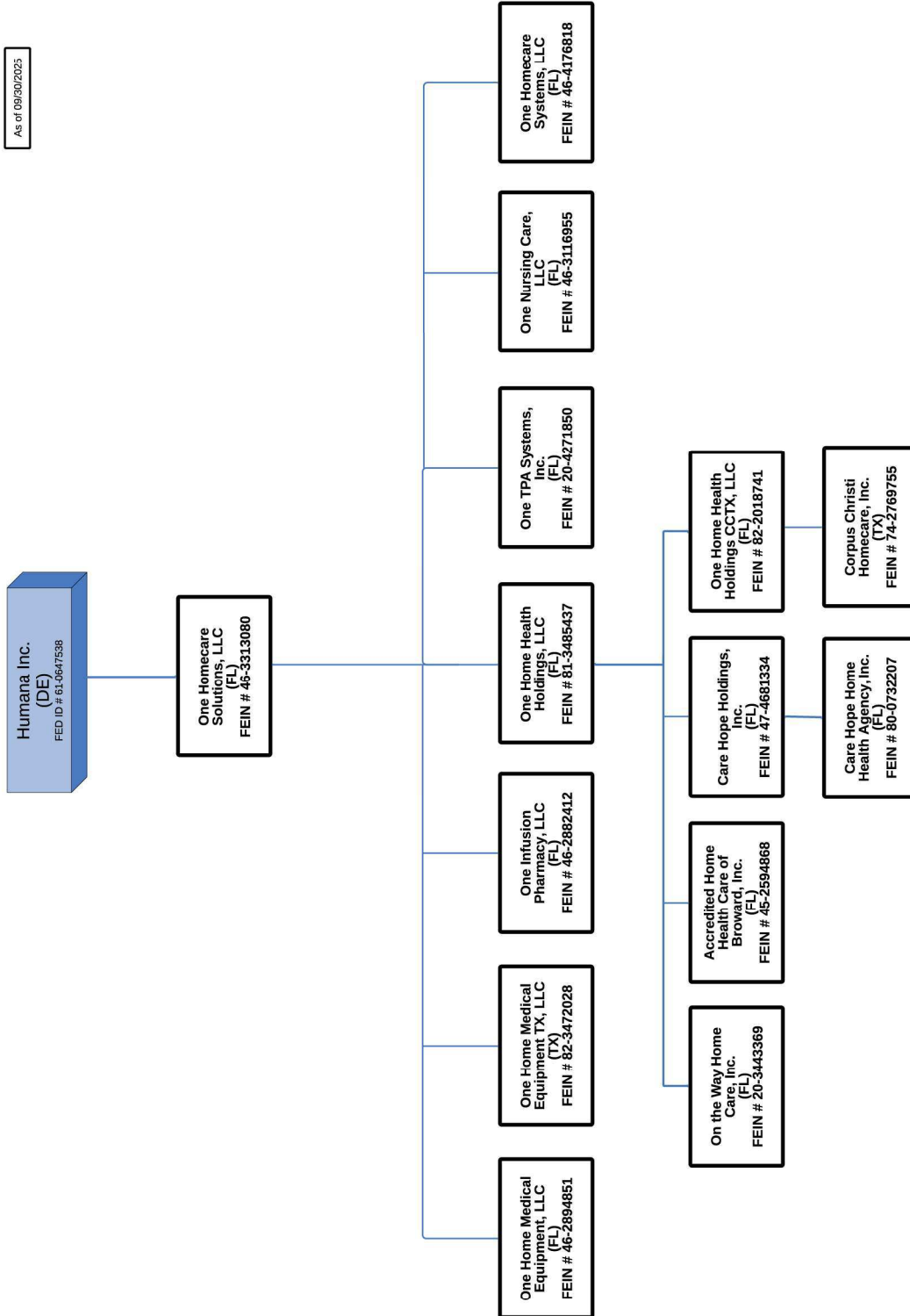
Note: Heavily Outlined Boxes Indicates 100% ownership by Humana Inc.

As of 09/30/2025



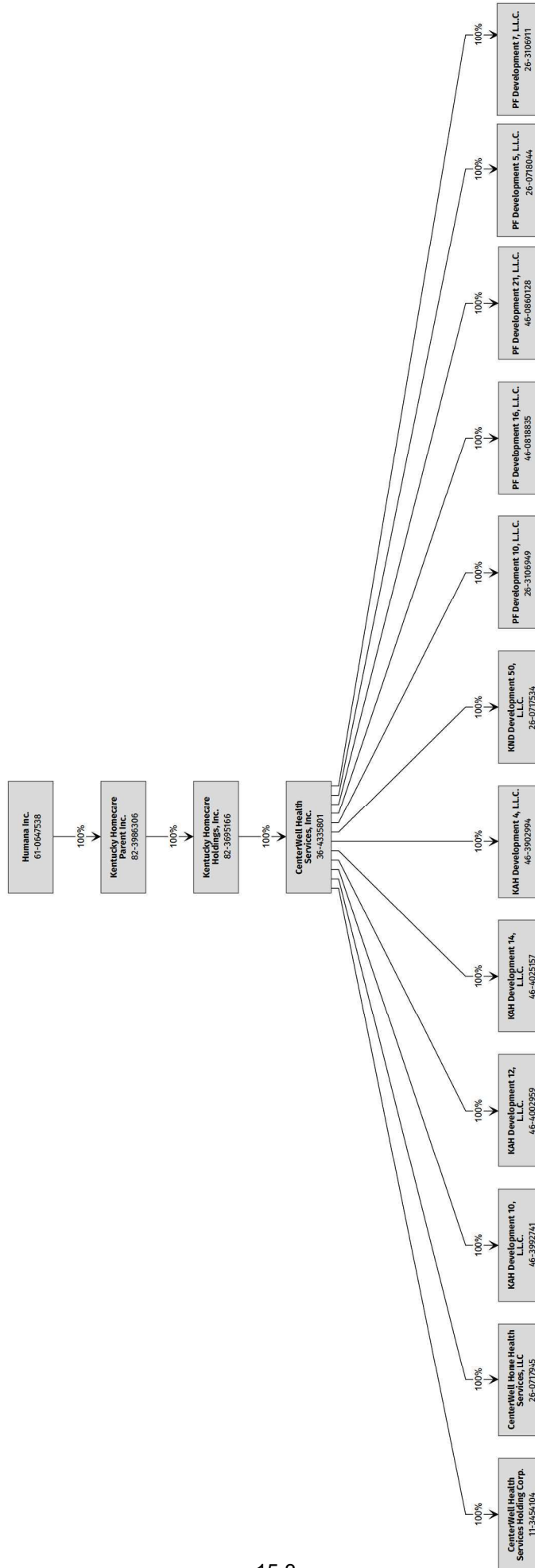
**Physician Ownership of PAs and PCs**

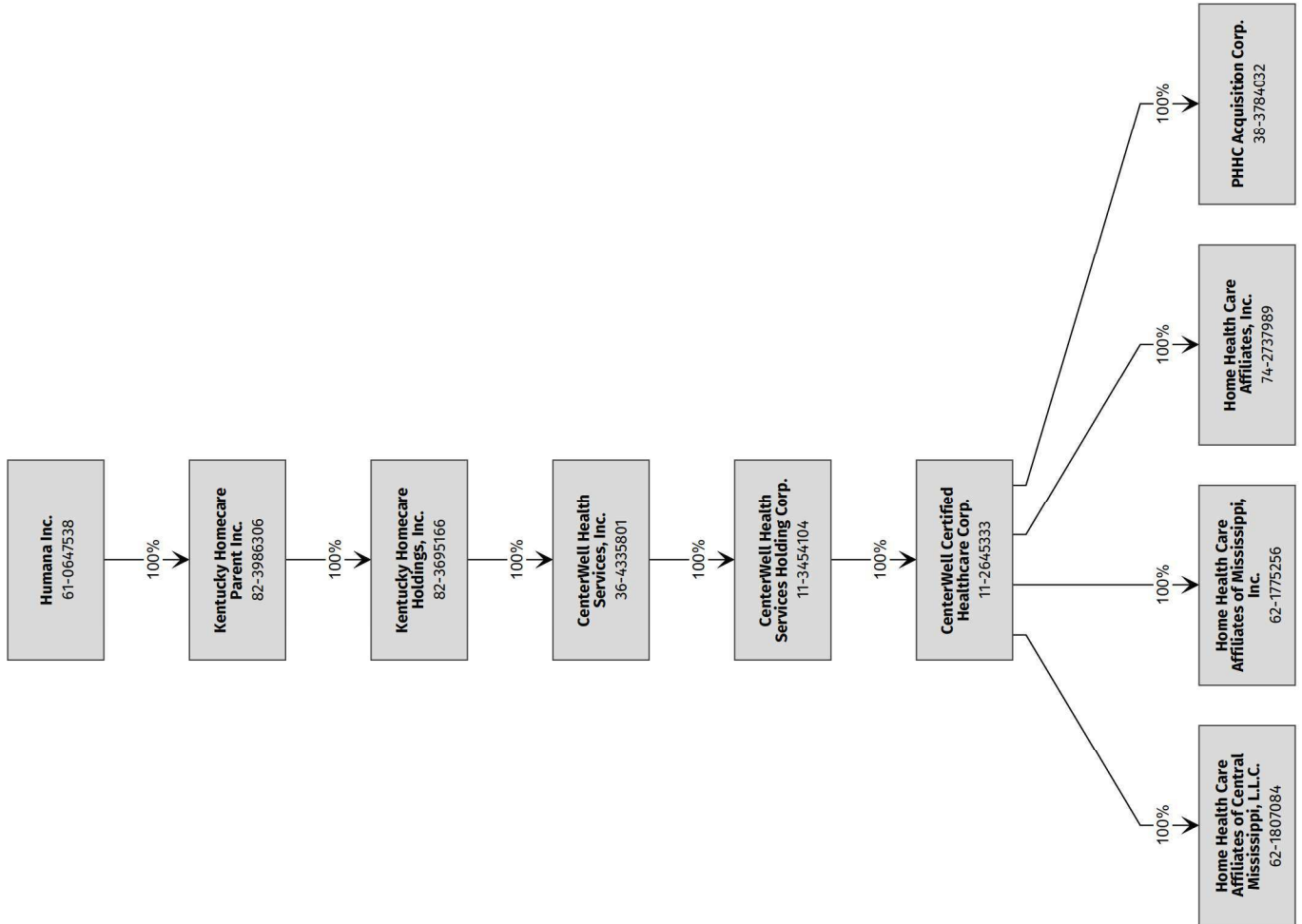
- 1) Convivia Health Management of Texas, PLLC - An Tang, M.D. - 100%
- 2) Convivia Medical Center Management of Texas, P.A. - An Tang, M.D. - 100%
- 3) CenterWell Senior Primary Care (AZ) CS, P.C. - CenterWell Senior Primary Care (NC), P.C. - 100%
- 4) CenterWell Senior Primary Care (GA) CS, P.C. - Erica Savage-Jeter, M.D. - 100%
- 5) CenterWell Senior Primary Care (IL) CS, P.C. - Erica Savage-Jeter, M.D. - 100%
- 6) CenterWell Senior Primary Care (KS) P.A. - CenterWell Senior Primary Care (NC), P.C. - 100%
- 7) CenterWell Senior Primary Care (LA) CS, P.C. - CenterWell Senior Primary Care (NC), P.C. - 100%
- 8) CenterWell Senior Primary Care (MO), P.C. - CenterWell Senior Primary Care (NC), P.C. - 100%
- 9) CenterWell Senior Primary Care (MS) CS, P.C. - CenterWell Senior Primary Care (NC), P.C. - 100%
- 10) CenterWell Senior Primary Care (NV) CS, P.C. - Erica Savage-Jeter, M.D. - 100%
- 11) CenterWell Senior Primary Care (SC), P.C. - Erica Savage-Jeter, M.D. - 100%
- 12) CenterWell Senior Primary Care (TN) CS, P.C. - CenterWell Senior Primary Care (NC), P.C. - 100%
- 13) CenterWell Senior Primary Care (TX) CS, P.A. - CenterWell Senior Primary Care (NC), P.C. - 100%
- 14) CenterWell Senior Primary Care (TX) CS, P.A. - CenterWell Senior Primary Care (NC), P.C. - 100%
- 15) CenterWell Senior Primary Care (VA) CS, P.C. - CenterWell Senior Primary Care (NC), P.C. - 100%

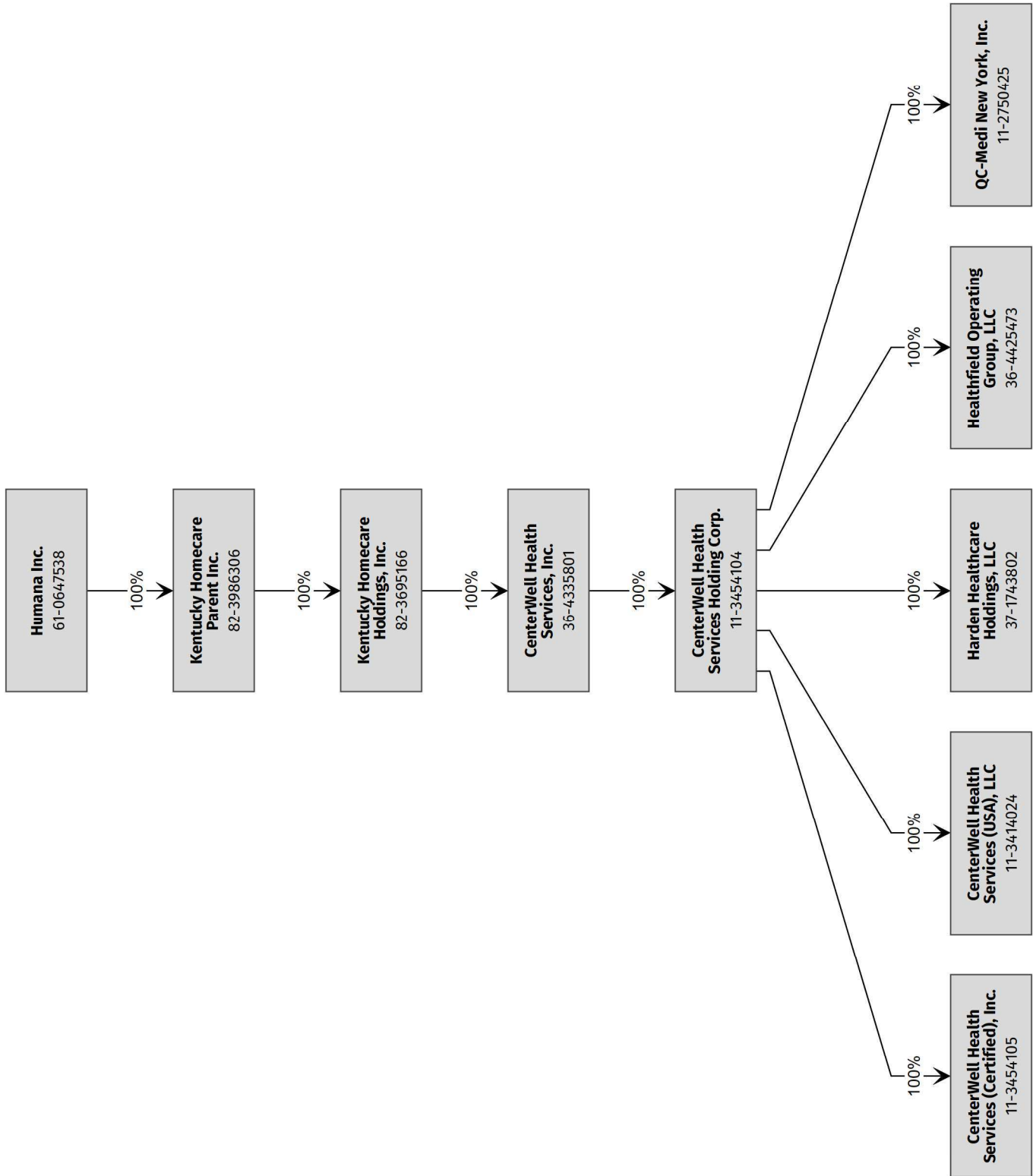


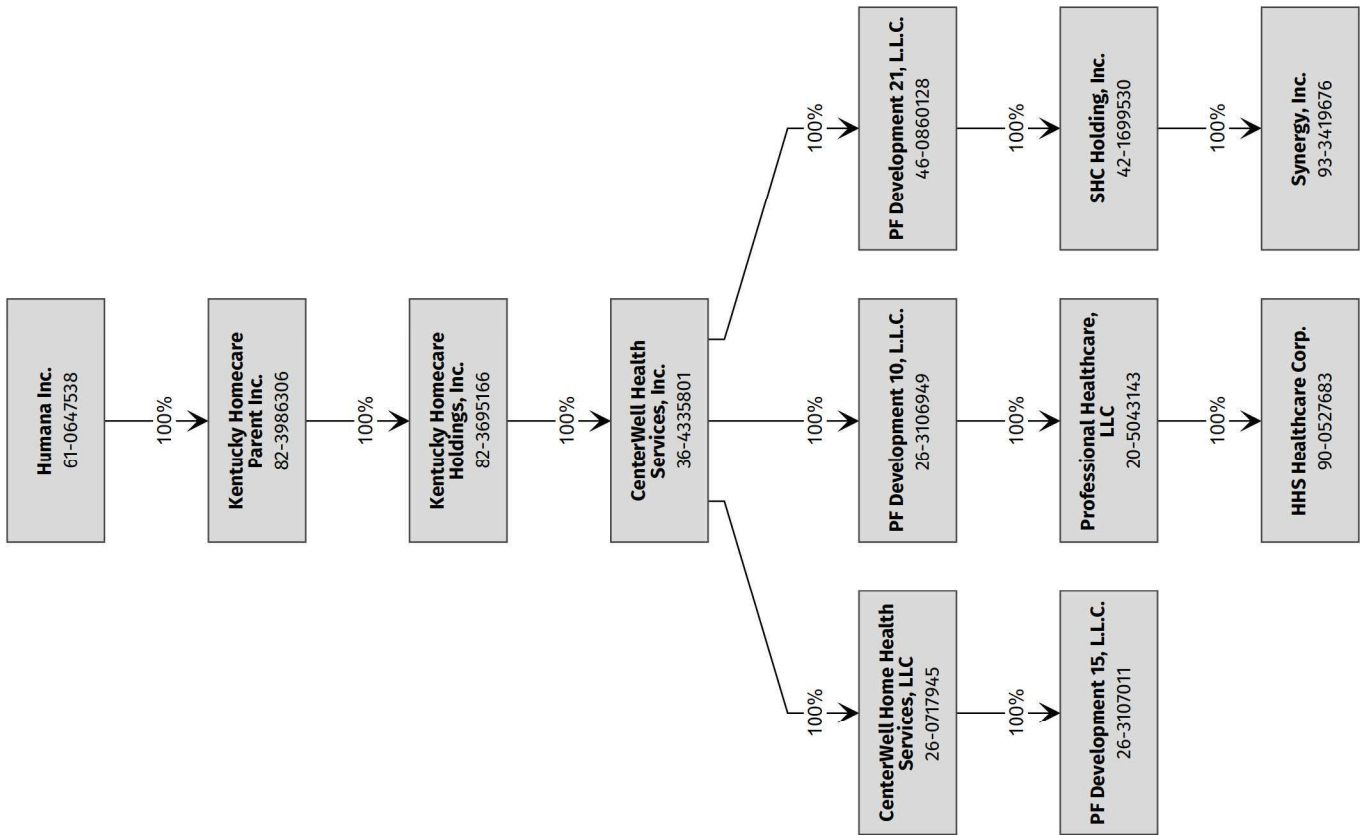
As of 09/30/2025

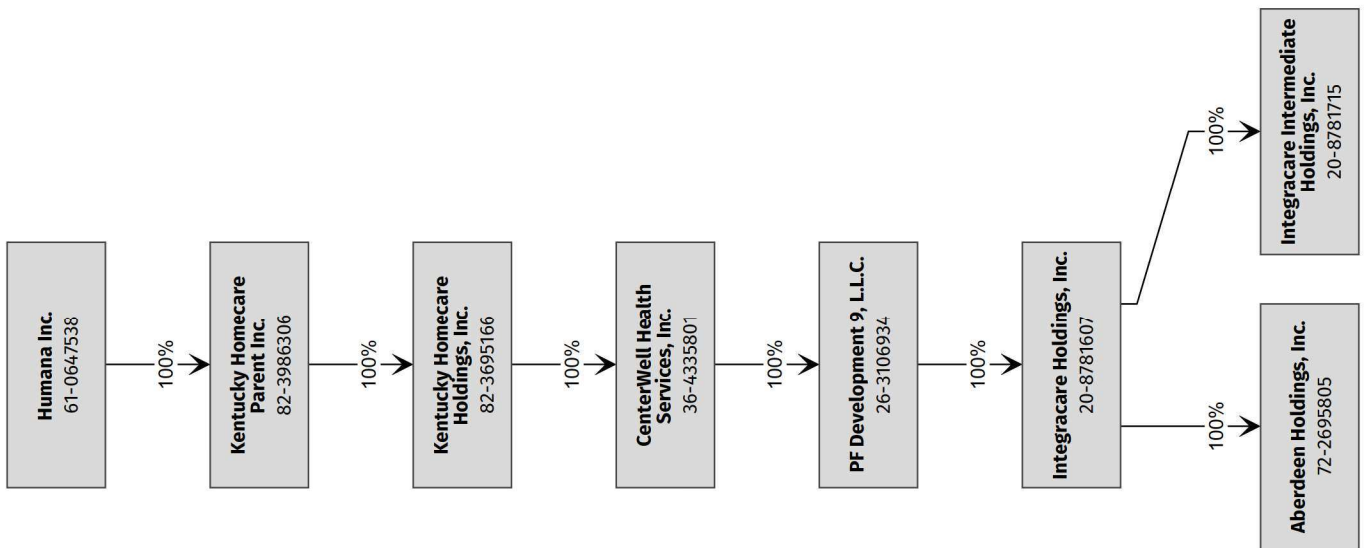
STATEMENT AS OF SEPTEMBER 30, 2025 OF THE Humana Health Plan Inc.



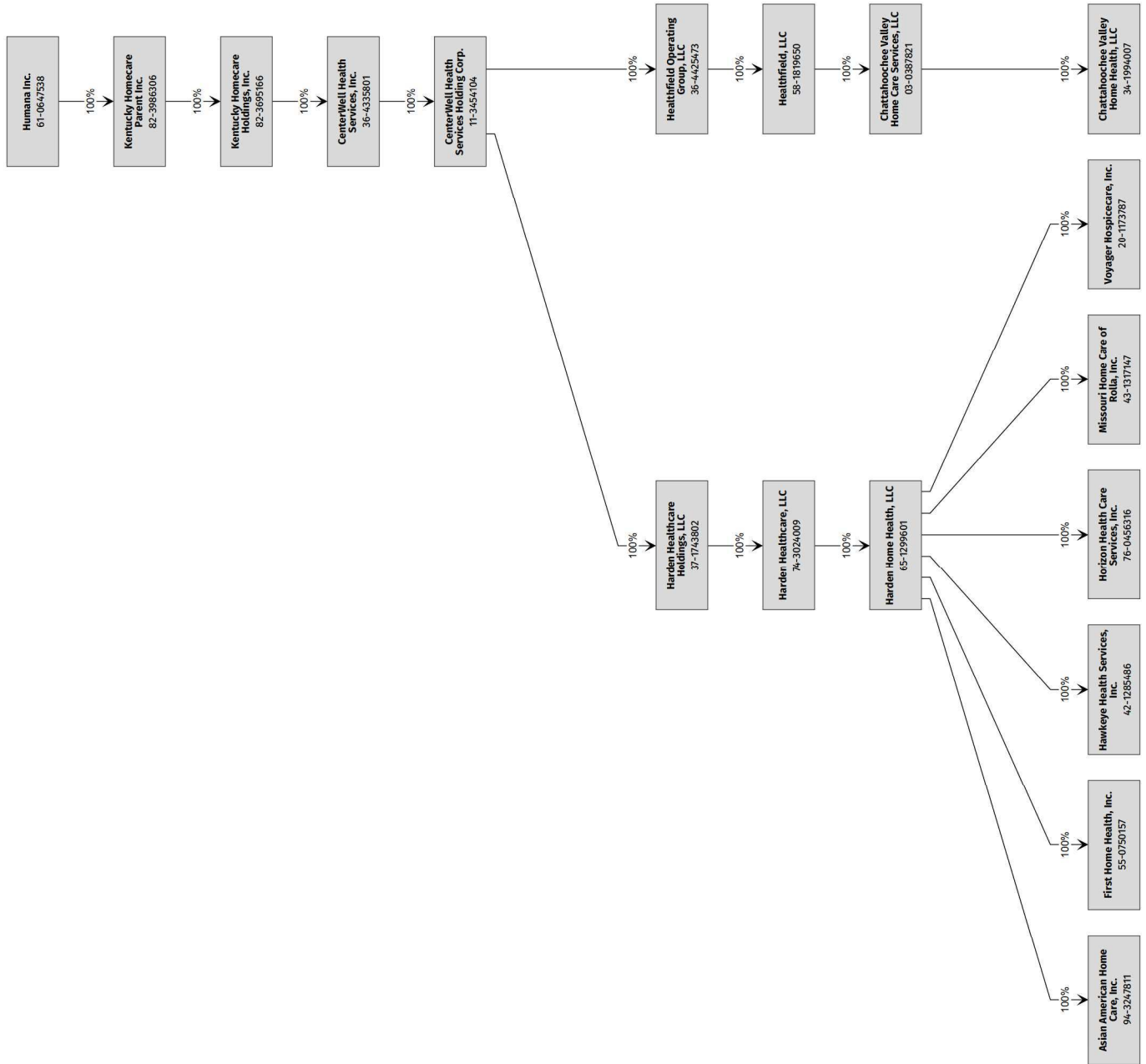




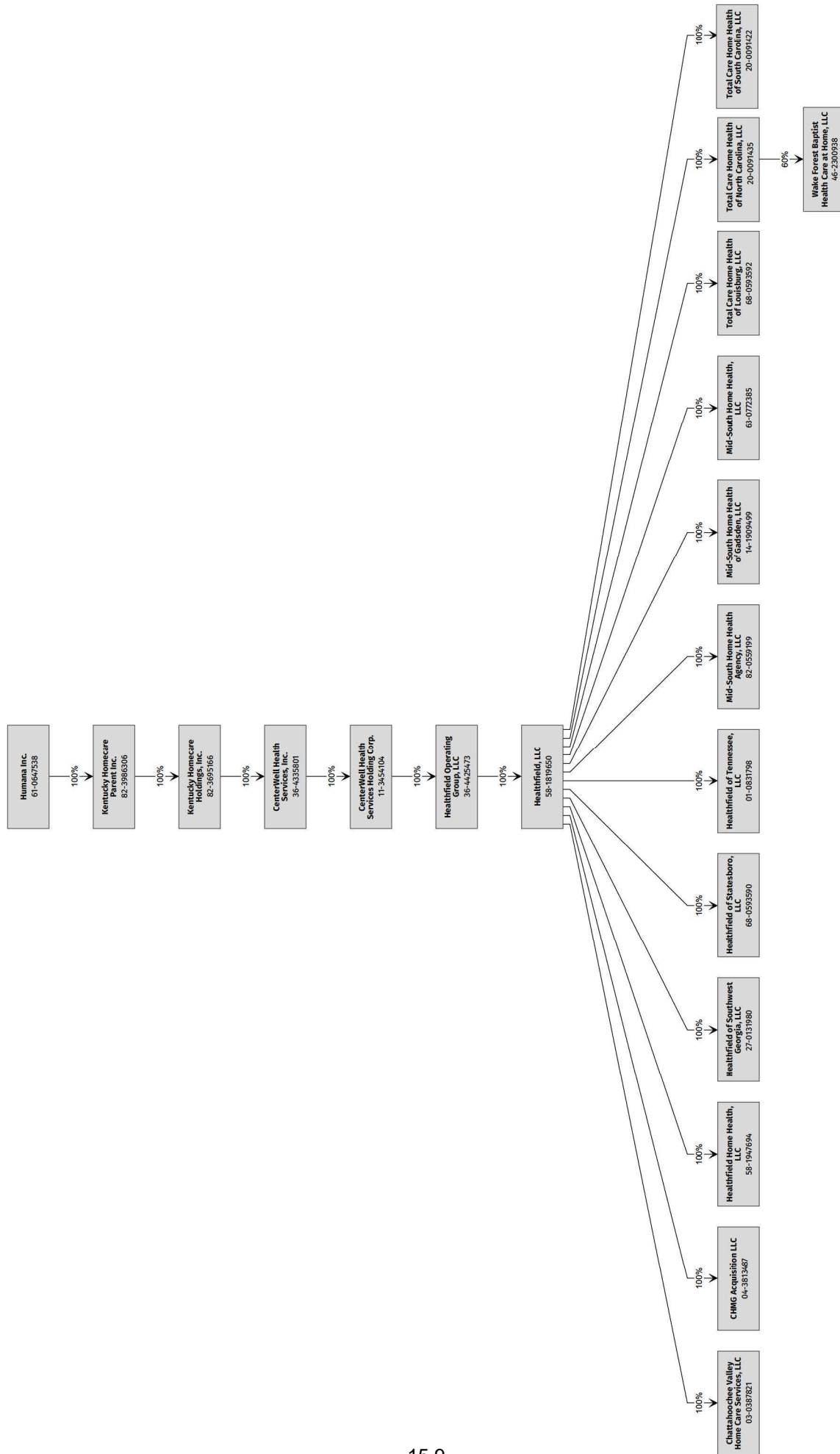


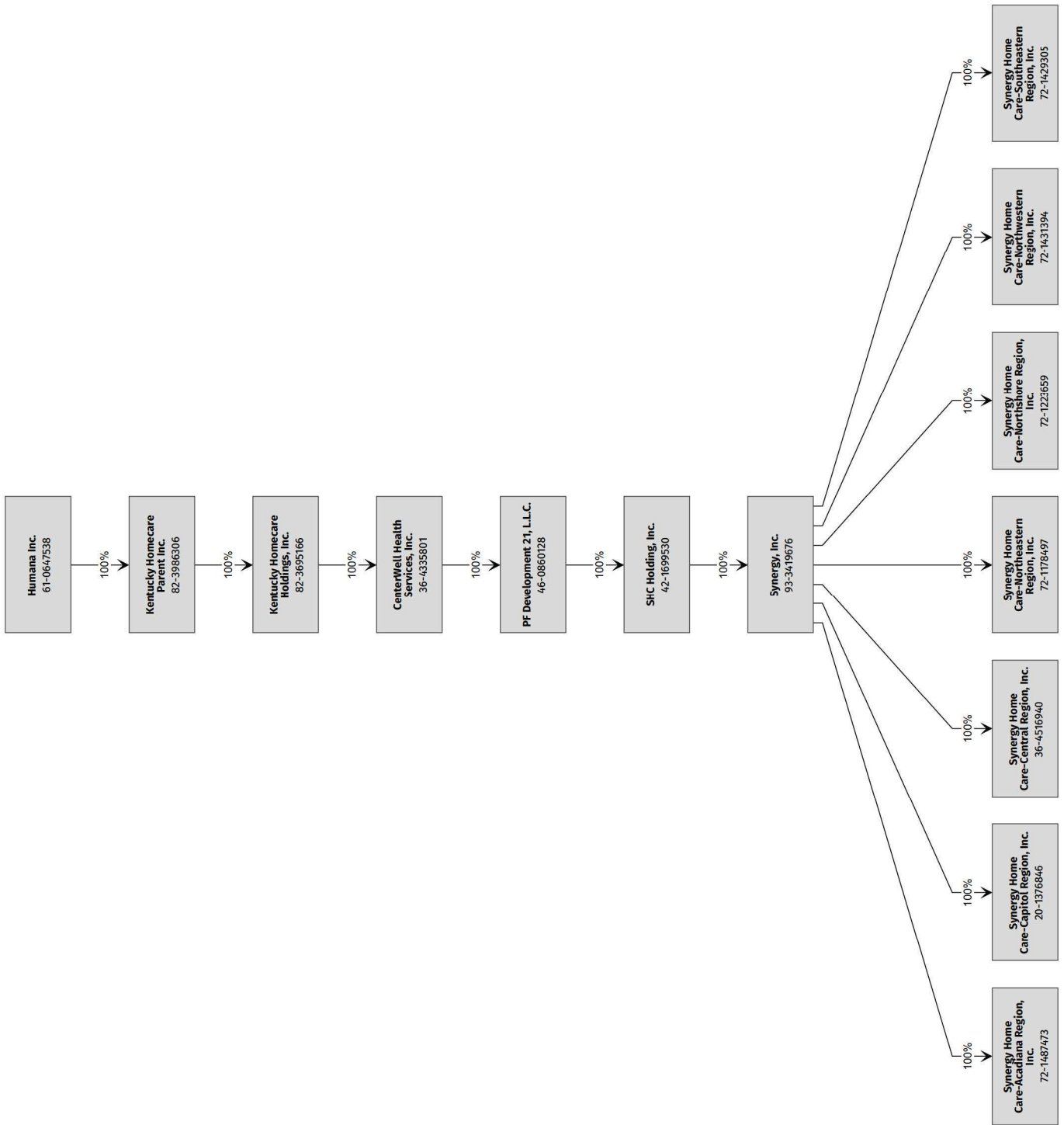


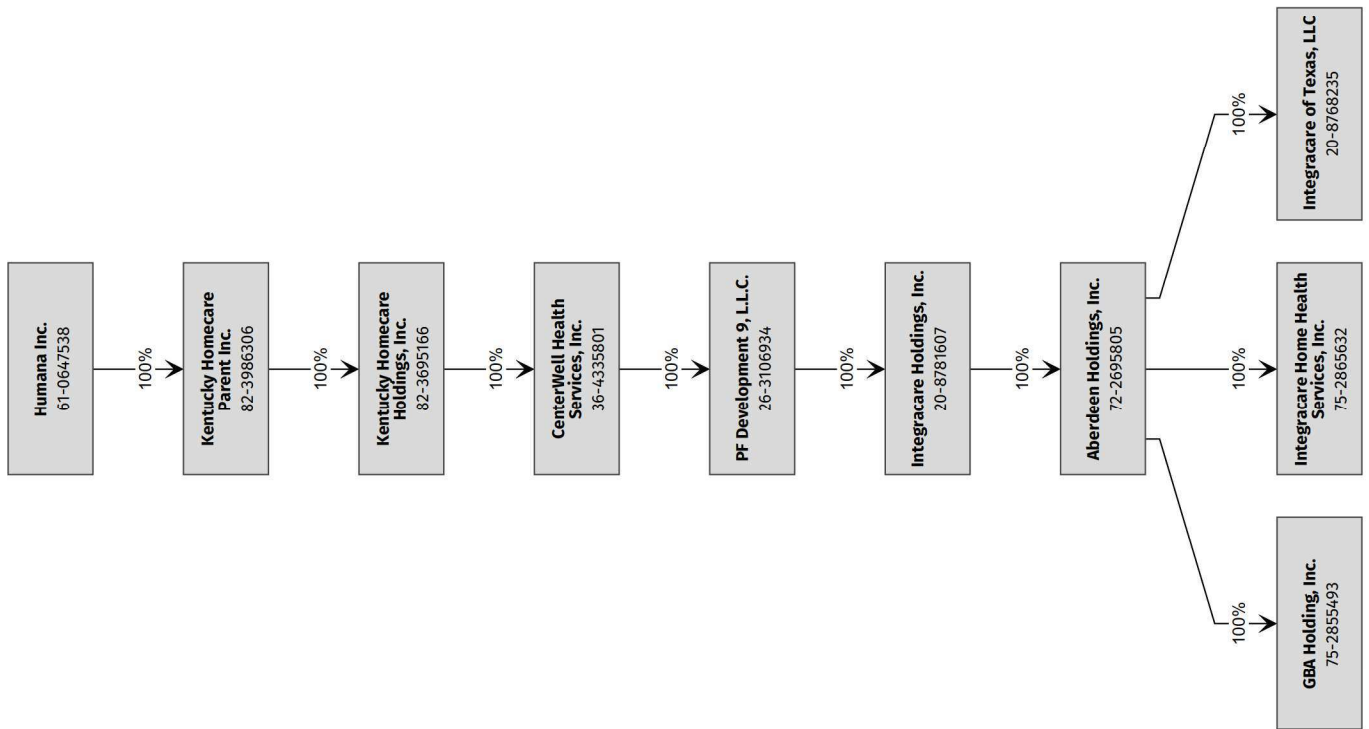
STATEMENT AS OF SEPTEMBER 30, 2025 OF THE Humana Health Plan Inc.



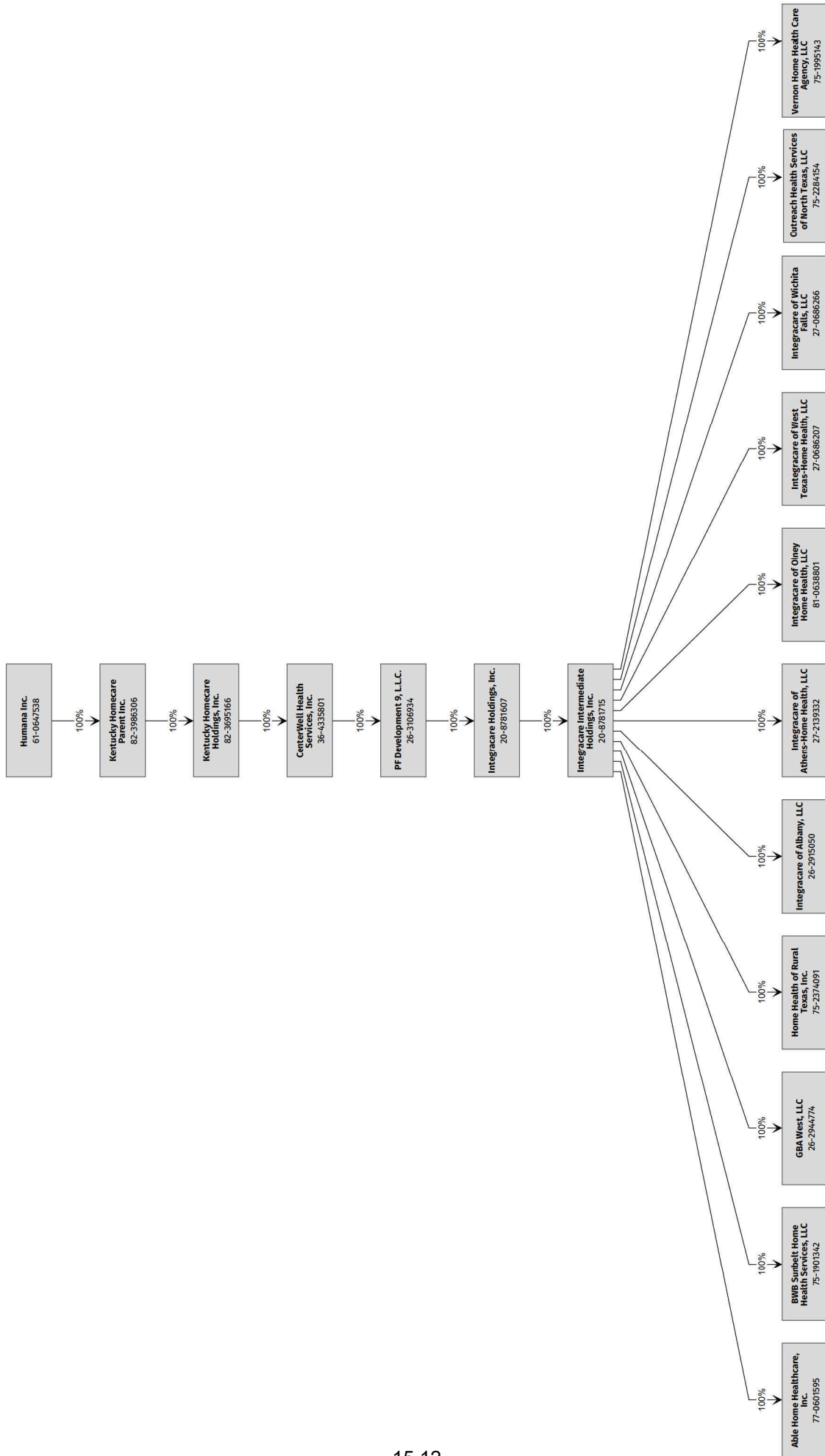
STATEMENT AS OF SEPTEMBER 30, 2025 OF THE Humana Health Plan Inc.

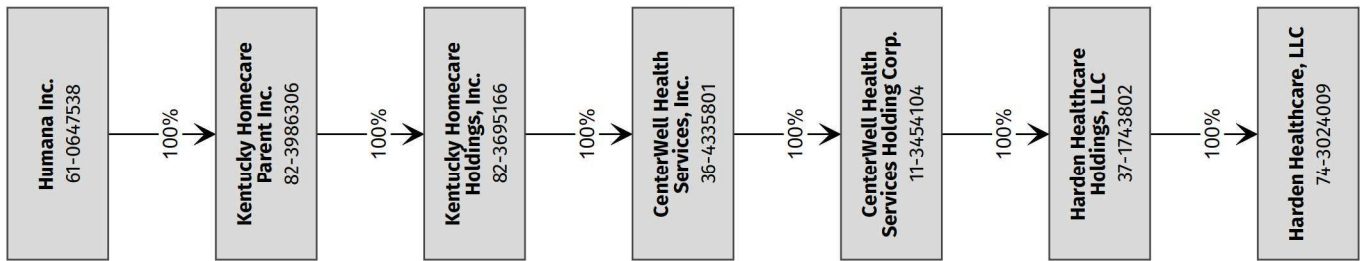




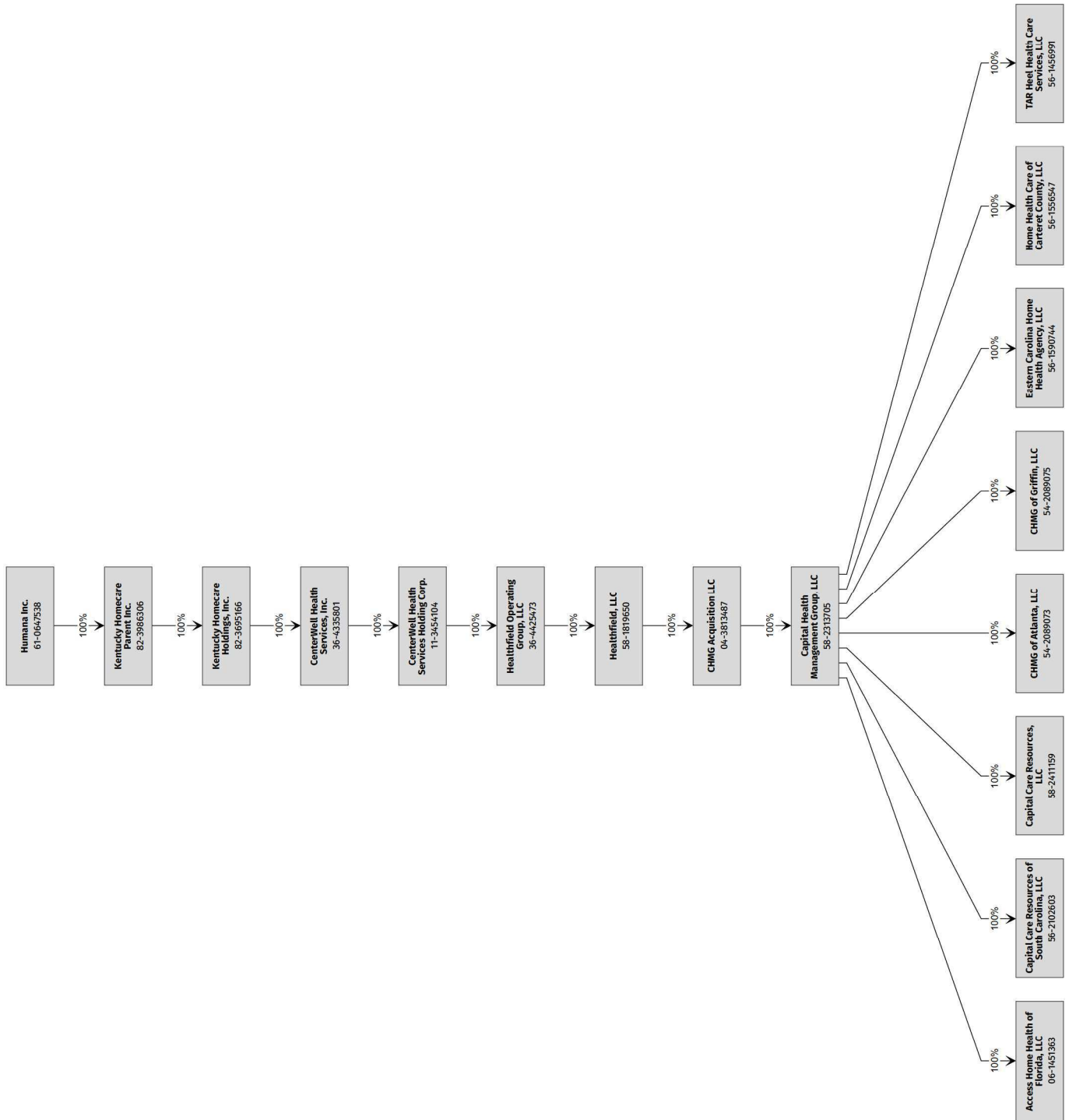


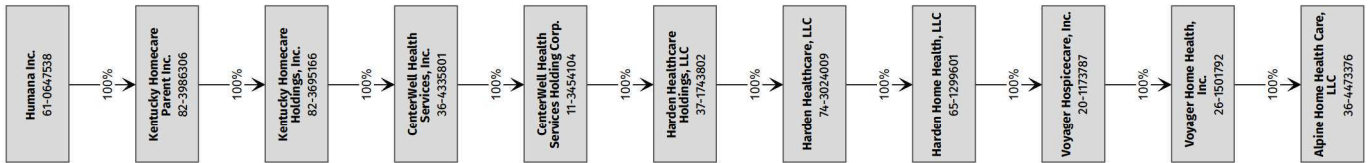
STATEMENT AS OF SEPTEMBER 30, 2025 OF THE Humana Health Plan Inc.

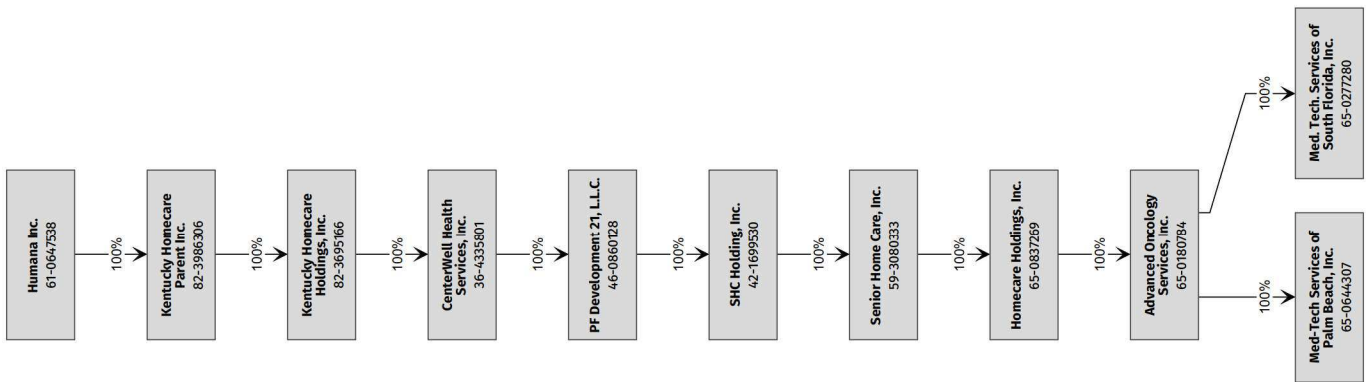




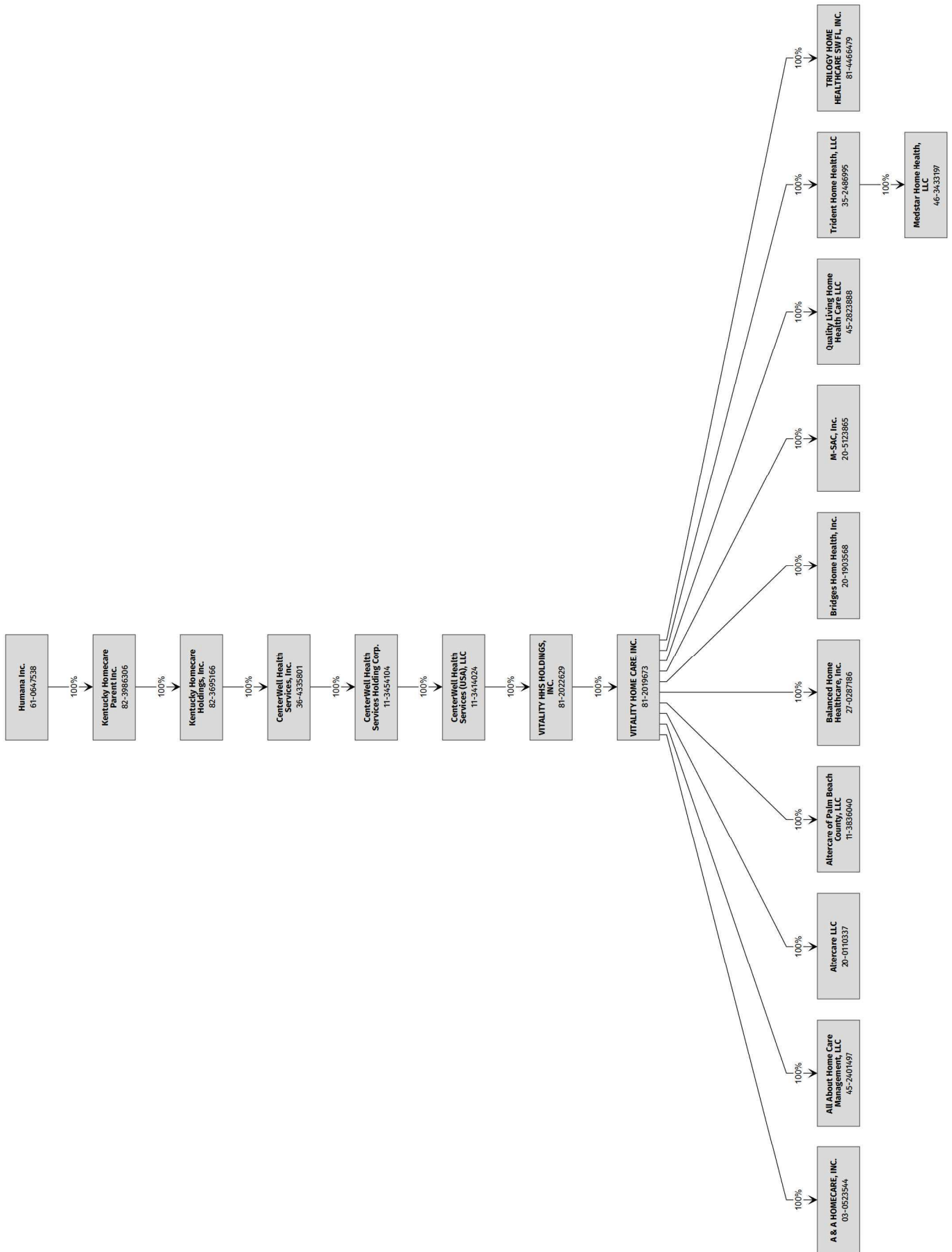
STATEMENT AS OF SEPTEMBER 30, 2025 OF THE Humana Health Plan Inc.







STATEMENT AS OF SEPTEMBER 30, 2025 OF THE Humana Health Plan Inc.



STATEMENT AS OF SEPTEMBER 30, 2025 OF THE Humana Health Plan Inc.

**SCHEDULE Y**  
**PART 1A - DETAILS OF INSURANCE HOLDING COMPANY SYSTEM**

1	2	3	4	5	6	7	8	9	10	11	12	13	14	15	16
Group Code	Group Name	NAIC Company Code	ID Number	Federal RSSD	CIK	Name of Securities Exchange if Publicly Traded (U.S. or International)	Names of Parent, Subsidiaries Or Affiliates	Domiciliary Location	Relationship to Reporting Entity	Directly Controlled by (Name of Entity/Person)	Type of Control (Ownership, Board, Management, Attorney-in-Fact, Influence, Other)	If Control is Ownership Provide Percentage	Ultimate Controlling Entity(ies)/Person(s)	Is an SCA Filing Required? (Yes/No)	*
.0119	Humana Inc.	12151	20-1001348				Arcadian Health Plan, Inc.	..KY	..IA	Humana Inc.	Ownership	100.000	Humana Inc.	..NO	..0
.0119	Humana Inc.	00000	39-1514846				CareNetwork, Inc.	..WI	..NIA	Humana Inc.	Ownership	100.000	Humana Inc.	..NO	..0
.0119	Humana Inc.	95092	59-2598550				CarePlus Health Plans, Inc.	..FL	..IA	Humana Inc.	Ownership	100.000	Humana Inc.	..NO	..0
.0119	Humana Inc.	95754	62-1579044				Cariten Health Plan Inc.	..TN	..IA	PHP Companies, Inc.	Ownership	100.000	Humana Inc.	..NO	..0
.0119	Humana Inc.	00000	35-2608414				CCO 1, LLC	..DE	..NIA	HJM Provider Holdings, LLC	Ownership	100.000	Humana Inc.	..NO	..0
.0119	Humana Inc.	00000	32-0545504				CCO 2, LLC	..DE	..NIA	HJM Provider Holdings, LLC	Ownership	100.000	Humana Inc.	..NO	..0
.0119	Humana Inc.	95158	61-1279717				CHA HMO, Inc.	..KY	..IA	Humana Inc.	Ownership	100.000	Humana Inc.	..NO	..0
.0119	Humana Inc.	52015	59-2531815				CompBenefits Company	..FL	..IA	Humana Dental Company	Ownership	100.000	Humana Inc.	..NO	..0
.0119	Humana Inc.	00000	04-3185995				CompBenefits Corporation	..DE	..NIA	Humana Inc.	Ownership	100.000	Humana Inc.	..NO	..0
.0119	Humana Inc.	11228	36-3686002				CompBenefits Dental, Inc.	..IL	..IA	Dental Care Plus Management, Corp.	Ownership	100.000	Humana Inc.	..NO	..0
.0119	Humana Inc.	00000	58-2228851				CompBenefits Direct, Inc.	..DE	..NIA	Humana Dental Company	Ownership	100.000	Humana Inc.	..NO	..0
.0119	Humana Inc.	60984	74-2552026				CompBenefits Insurance Company	..TX	..IA	Humana Dental Company	Ownership	100.000	Humana Inc.	..NO	..0
.0119	Humana Inc.	00000	42-1575099				Humana Healthcare Research, Inc.	..IL	..NIA	Humana Inc.	Ownership	100.000	Humana Inc.	..NO	..0
.0119	Humana Inc.	00000	36-4880828				Conviva Care Solutions, LLC	..DE	..NIA	Humana Inc.	Ownership	100.000	Humana Inc.	..NO	..0
.0119	Humana Inc.	15886	75-2043865				Humana Benefit Plan of Texas, Inc.	..TX	..IA	Humana Inc.	Ownership	100.000	Humana Inc.	..NO	..0
.0119	Humana Inc.	00000	36-3512545				Dental Care Plus Management, Corp.	..IL	..NIA	Humana Dental Company	Ownership	100.000	Humana Inc.	..NO	..0
.0119	Humana Inc.	95161	76-0039628				DentiCare, Inc.	..TX	..IA	Humana Dental Company	Ownership	100.000	Humana Inc.	..NO	..0
.0119	Humana Inc.	88595	31-0935772				Emphesys Insurance Company	..TX	..IA	Emphesys, Inc.	Ownership	100.000	Humana Inc.	..NO	..0
.0119	Humana Inc.	00000	61-1237697				Emphesys, Inc.	..DE	..NIA	Humana Inc.	Ownership	100.000	Humana Inc.	..NO	..0
.0119	Humana Inc.	00000	59-3164234				CenterWell Senior Primary Care (FL), Inc.	..FL	..NIA	FPG Acquisition Corp.	Ownership	100.000	Humana Inc.	..NO	..0
.0119	Humana Inc.	00000	81-3802918				FPG Acquisition Corp.	..DE	..NIA	FPG Acquisition Holdings Corp.	Ownership	100.000	Humana Inc.	..NO	..0
.0119	Humana Inc.	00000	81-3819187				FPG Acquisition Holdings Corp.	..DE	..NIA	FPG Holding Company, LLC	Ownership	100.000	Humana Inc.	..NO	..0
.0119	Humana Inc.	00000	32-0505460				FPG Holding Company, LLC	..DE	..NIA	Humana Inc.	Ownership	100.000	Humana Inc.	..NO	..0
.0119	Humana Inc.	00000	45-4685400				FPG Senior Services, LLC	..FL	..NIA	FPG Acquisition Corp.	Ownership	100.000	Humana Inc.	..NO	..0
.0119	Humana Inc.	00000	27-1649291				Harris, Rothenberg International Inc.	..NY	..NIA	Humana Inc.	Ownership	100.000	Humana Inc.	..NO	..0
.0119	Humana Inc.	00000	61-1223418				Health Value Management, Inc.	..DE	..NIA	Humana Inc.	Ownership	100.000	Humana Inc.	..NO	..0
.0119	Humana Inc.	00000	26-3592783				HJM Provider Holdings, LLC	..DE	..NIA	Humana Inc.	Ownership	100.000	Humana Inc.	..NO	..0
.0119	Humana Inc.	00000	20-4835394				Humana Active Outlook, Inc.	..KY	..NIA	Humana Inc.	Ownership	100.000	Humana Inc.	..NO	..0
.0119	Humana Inc.	00000	65-0274594				Humana At Home 1, Inc.	..FL	..NIA	Humana Dental Company	Ownership	100.000	Humana Inc.	..NO	..0
.0119	Humana Inc.	00000	13-4036798				Humana at Home, Inc.	..DE	..NIA	Humana Inc.	Ownership	100.000	Humana Inc.	..NO	..0
.0119	Humana Inc.	60052	37-1326199				Humana Benefit Plan of Illinois, Inc.	..IL	..IA	Humana Inc.	Ownership	100.000	Humana Inc.	..NO	..0
.0119	Humana Inc.	00000	59-1843760				Humana Dental Company	..FL	..NIA	CompBenefits Corporation	Ownership	100.000	Humana Inc.	..NO	..0
.0119	Humana Inc.	95519	58-2209549				Humana Employers Health Plan of Georgia, Inc.	..GA	..IA	Humana Insurance Company	Ownership	100.000	Humana Inc.	..NO	..0
.0119	Humana Inc.	00000	61-1241225				Humana Government Business, Inc.	..DE	..NIA	Humana Inc.	Ownership	100.000	Humana Inc.	..NO	..0
.0119	Humana Inc.	95642	72-1279235				Humana Health Benefit Plan of Louisiana, Inc.	..LA	..IA	Humana Insurance Company	Ownership	100.000	Humana Inc.	..NO	..0
.0119	Humana Inc.	13558	26-2800286				Humana Health Company of New York, Inc.	..NY	..IA	Humana Inc.	Ownership	100.000	Humana Inc.	..NO	..0
.0119	Humana Inc.	69671	61-1041514				Humana Health Insurance Company of Florida, Inc.	..FL	..IA	Humana Inc.	Ownership	100.000	Humana Inc.	..NO	..0
.0119	Humana Inc.	16280	26-3473328				Humana Health Plan of California, Inc.	..CA	..IA	Humana Inc.	Ownership	100.000	Humana Inc.	..NO	..0
.0119	Humana Inc.	95348	31-1154200				Humana Health Plan of Ohio, Inc.	..OH	..IA	Humana Inc.	Ownership	100.000	Humana Inc.	..NO	..0
.0119	Humana Inc.	95024	61-0994632				Humana Health Plan of Texas, Inc.	..TX	..IA	Humana Inc.	Ownership	100.000	Humana Inc.	..NO	..0
.0119	Humana Inc.	95885	61-1013183				Humana Health Plan, Inc.	..KY	..RE	Humana Inc.	Ownership	100.000	Humana Inc.	..NO	..0
.0119	Humana Inc.	95721	66-0406896				Humana Health Plans of Puerto Rico, Inc.	..PR	..IA	Humana Inc.	Ownership	100.000	Humana Inc.	..NO	..0
.0119	Humana Inc.	00000	61-0647538		0000049071	NYSE	Humana Inc.	..DE	..UDP	See Footnote 1	Other	0.000	See Footnote 1	..NO	..2
.0119	Humana Inc.	00000	61-1343791				Humana Innovation Enterprises, Inc.	..DE	..NIA	Humana Inc.	Ownership	100.000	Humana Inc.	..NO	..0
.0119	Humana Inc.	73288	39-1263473				Humana Insurance Company	..WI	..IA	CareNetwork, Inc.	Ownership	100.000	Humana Inc.	..NO	..0
.0119	Humana Inc.	60219	61-1311685				Humana Insurance Company of Kentucky	..KY	..IA	Humana Insurance Company	Ownership	100.000	Humana Inc.	..NO	..0

STATEMENT AS OF SEPTEMBER 30, 2025 OF THE Humana Health Plan Inc.

**SCHEDULE Y**  
**PART 1A - DETAILS OF INSURANCE HOLDING COMPANY SYSTEM**

1	2	3	4	5	6	7	8	9	10	11	12	13	14	15	16
Group Code	Group Name	NAIC Company Code	ID Number	Federal RSSD	CIK	Name of Securities Exchange if Publicly Traded (U.S. or International)	Names of Parent, Subsidiaries Or Affiliates	Domiciliary Location	Relationship to Reporting Entity	Directly Controlled by (Name of Entity/Person)	Type of Control (Ownership, Board, Management, Attorney-in-Fact, Influence, Other)	If Control is Ownership Provide Percentage	Ultimate Controlling Entity(ies)/Person(s)	Is an SCA Filing Required? (Yes/No)	*
.0119	Humana Inc.	12634	20-2888723				Humana Insurance Company of New York	NY	IA	Humana Inc.	Ownership	100.000	Humana Inc.	NO	0
.0119	Humana Inc.	84603	66-0291866				Humana Insurance of Puerto Rico, Inc.	PR	IA	Humana Inc.	Ownership	100.000	Humana Inc.	NO	0
.0119	Humana Inc.	00000	20-3364857				Humana MarketPOINT of Puerto Rico, Inc.	PR	NIA	Humana Inc.	Ownership	100.000	Humana Inc.	NO	0
.0119	Humana Inc.	00000	61-1343508				Humana MarketPOINT, Inc.	KY	NIA	Humana Inc.	Ownership	100.000	Humana Inc.	NO	0
.0119	Humana Inc.	14224	27-3991410				Humana Medical Plan of Michigan, Inc.	MI	IA	Humana Inc.	Ownership	100.000	Humana Inc.	NO	0
.0119	Humana Inc.	14462	27-4460531				Humana Medical Plan of Pennsylvania, Inc.	PA	IA	Humana Inc.	Ownership	100.000	Humana Inc.	NO	0
.0119	Humana Inc.	12908	20-8411422				Humana Medical Plan of Utah, Inc.	UT	IA	Humana Inc.	Ownership	100.000	Humana Inc.	NO	0
.0119	Humana Inc.	95270	61-1103898				Humana Medical Plan, Inc.	FL	IA	Humana Inc.	Ownership	100.000	Humana Inc.	NO	0
.0119	Humana Inc.	00000	45-2254346				Humana Pharmacy Solutions, Inc.	KY	NIA	Humana Inc.	Ownership	100.000	Humana Inc.	NO	0
.0119	Humana Inc.	00000	61-1316926				CenterWell Pharmacy, Inc.	DE	NIA	Humana Inc.	Ownership	100.000	Humana Inc.	NO	0
.0119	Humana Inc.	12282	20-2036444				Humana Regional Health Plan, Inc.	AR	IA	Humana Inc.	Ownership	100.000	Humana Inc.	NO	0
.0119	Humana Inc.	00000	26-4522426				Humana WellWorks LLC	DE	NIA	Health Value Management, Inc.	Ownership	100.000	Humana Inc.	NO	0
.0119	Humana Inc.	95342	39-1525003				Humana Wisconsin Health Organization Insurance Corporation	WI	IA	CareNetwork, Inc.	Ownership	100.000	Humana Inc.	NO	0
.0119	Humana Inc.	70580	39-0714280				HumanaDental Insurance Company	WI	IA	HumanaDental, Inc.	Ownership	100.000	Humana Inc.	NO	0
.0119	Humana Inc.	00000	61-1364005				HumanaDental, Inc.	DE	NIA	Humana Inc.	Ownership	100.000	Humana Inc.	NO	0
.0119	Humana Inc.	00000	27-4535747				Go365, LLC	DE	NIA	HumanaWellworks LLC	Ownership	100.000	Humana Inc.	NO	0
.0119	Humana Inc.	00000	61-1239538				Humco, Inc.	KY	DS	Humana Inc.	Ownership	100.000	Humana Inc.	NO	0
.0119	Humana Inc.	00000	61-1383567				HUM-e-FL, Inc.	FL	NIA	Humana Inc.	Ownership	100.000	Humana Inc.	NO	0
.0119	Humana Inc.	00000	86-1050795				Hummingbird Coaching Systems LLC	OH	NIA	Harris, Rothenberg International Inc.	Ownership	100.000	Humana Inc.	NO	0
.0119	Humana Inc.	11695	39-1769093				Independent Care Health Plan	WI	IA	CareNetwork, Inc.	Ownership	100.000	Humana Inc.	NO	0
.0119	Humana Inc.	00000	61-1232669				Managed Care Indemnity, Inc.	VT	IA	Humana Inc.	Ownership	100.000	Humana Inc.	NO	0
.0119	Humana Inc.	00000	20-5569675				Conviva Group Holdings, LLC	DE	NIA	Metropolitan Health Networks, Inc.	Ownership	100.000	Humana Inc.	NO	0
.0119	Humana Inc.	00000	20-5904436				Conviva Medical Center Management, LLC	DE	NIA	Conviva Group Holdings, LLC	Ownership	100.000	Humana Inc.	NO	0
.0119	Humana Inc.	00000	81-2957926				Conviva Speciality, LLC	FL	NIA	Conviva Group Holdings, LLC	Ownership	100.000	Humana Inc.	NO	0
.0119	Humana Inc.	00000	65-0879131				METCARE of Florida, Inc.	FL	NIA	Conviva Group Holdings, LLC	Ownership	100.000	Humana Inc.	NO	0
.0119	Humana Inc.	00000	65-0635728				Metropolitan Health Networks, Inc.	FL	NIA	Humana Inc.	Ownership	100.000	Humana Inc.	NO	0
.0119	Humana Inc.	00000	62-1552091				PHP Companies, Inc.	TN	NIA	Humana Inc.	Ownership	100.000	Humana Inc.	NO	0
.0119	Humana Inc.	00000	20-1724127				Humana Real Estate Company	KY	NIA	Humana Inc.	Ownership	100.000	Humana Inc.	NO	0
.0119	Humana Inc.	00000	46-1225873				Conviva Health MSO of Texas, Inc.	DE	NIA	Conviva Group Holdings, LLC	Ownership	100.000	Humana Inc.	NO	0
.0119	Humana Inc.	00000	74-2352809				Texas Dental Plans, Inc.	TX	NIA	Humana Dental Company	Ownership	100.000	Humana Inc.	NO	0
.0119	Humana Inc.	54739	52-1157181				The Dental Concern, Inc.	KY	IA	HumanaDental, Inc.	Ownership	100.000	Humana Inc.	NO	0
.0119	Humana Inc.	00000	80-0072760				Humana Digital Health and Analytics Platform Services, Inc.	DE	NIA	Humana Inc.	Ownership	100.000	Humana Inc.	NO	0
.0119	Humana Inc.	00000	46-5329373				Conviva Health Management, LLC	DE	NIA	Conviva Group Holdings, LLC	Ownership	100.000	Humana Inc.	NO	0
.0119	Humana Inc.	00000	66-0872725				Humana Management Services of Puerto Rico, Inc.	PR	NIA	Humana Inc.	Ownership	100.000	Humana Inc.	NO	0
.0119	Humana Inc.	00000	83-3321367				North Region Providers, LLC	DE	NIA	Humana Government Business, Inc.	Ownership	100.000	Humana Inc.	NO	0
.0119	Humana Inc.	00000	35-2640679				Primary Care Holdings II, LLC	DE	NIA	Humana Inc.	Ownership	100.000	Humana Inc.	NO	0
.0119	Humana Inc.	00000	37-1910409				Transcend Population Health Management II, LLC	DE	NIA	Humana Inc.	Ownership	100.000	Humana Inc.	NO	0
.0119	Humana Inc.	00000	84-2214810				Edge Health MSO, Inc.	DE	NIA	Humana Inc.	Ownership	100.000	Humana Inc.	NO	0
.0119	Humana Inc.	16717	84-3226630				Humana Benefit Plan of South Carolina, Inc.	SC	IA	Humana Inc.	Ownership	100.000	Humana Inc.	NO	0
.0119	Humana Inc.	00000	85-3191430				Conviva Care Solutions II, LLC	DE	NIA	Conviva Care Solutions, LLC	Ownership	100.000	Humana Inc.	NO	0
.0119	Humana Inc.	00000	85-3099097				Humana Direct Contracting Entity, Inc.	DE	NIA	Humana Inc.	Ownership	100.000	Humana Inc.	NO	0
.0119	Humana Inc.	00000	85-0858631				CenterWell Care Solutions, Inc.	DE	NIA	Humana Inc.	Ownership	100.000	Humana Inc.	NO	0
.0119	Humana Inc.	00000	87-1493628				Echo Primary Care Holdings, LLC	DE	NIA	Primary Care Holdings II, LLC	Ownership	100.000	Humana Inc.	NO	0
.0119	Humana Inc.	00000	45-2594868				Accredited Home Health of Broward, Inc.	FL	NIA	One Home Health Holdings, LLC	Ownership	100.000	Humana Inc.	NO	0
.0119	Humana Inc.	00000	47-4681334				Care Hope Holdings, Inc.	FL	NIA	One Home Health Holdings, LLC	Ownership	100.000	Humana Inc.	NO	0
.0119	Humana Inc.	00000	80-0732207				Care Hope Home Health Agency, Inc.	FL	NIA	Care Hope Holdings, Inc.	Ownership	100.000	Humana Inc.	NO	0

STATEMENT AS OF SEPTEMBER 30, 2025 OF THE Humana Health Plan Inc.

**SCHEDULE Y**  
**PART 1A - DETAILS OF INSURANCE HOLDING COMPANY SYSTEM**

1	2	3	4	5	6	7	8	9	10	11	12	13	14	15	16
Group Code	Group Name	NAIC Company Code	ID Number	Federal RSSD	CIK	Name of Securities Exchange if Publicly Traded (U.S. or International)	Names of Parent, Subsidiaries Or Affiliates	Domiciliary Location	Relationship to Reporting Entity	Directly Controlled by (Name of Entity/Person)	Type of Control (Ownership, Board, Management, Attorney-in-Fact, Influence, Other)	If Control is Ownership Provide Percentage	Ultimate Controlling Entity(ies)/Person(s)	Is an SCA Filing Required? (Yes/No)	*
.0119	Humana Inc.	00000	74-2769755				Corpus Christi Home Care, Inc.	TX	NIA	One Home Health Holdings CCTX, LLC	Ownership	100.000	Humana Inc.	NO	0
.0119	Humana Inc.	00000	20-3443369				On the Way Home Care, Inc.	FL	NIA	One Home Health Holdings, LLC	Ownership	100.000	Humana Inc.	NO	0
.0119	Humana Inc.	00000	81-3485437				One Home Health Holdings, LLC	FL	NIA	One Homecare Solutions, LLC	Ownership	100.000	Humana Inc.	NO	0
.0119	Humana Inc.	00000	82-2018741				One Home Health Holdings CCTX, LLC	TX	NIA	One Home Health Holdings, LLC	Ownership	100.000	Humana Inc.	NO	0
.0119	Humana Inc.	00000	46-2894851				One Home Medical Equipment, LLC	FL	NIA	One Homecare Solutions, LLC	Ownership	100.000	Humana Inc.	NO	0
.0119	Humana Inc.	00000	82-3472028				One Home Medical Equipment TX, LLC	TX	NIA	One Homecare Solutions, LLC	Ownership	100.000	Humana Inc.	NO	0
.0119	Humana Inc.	00000	46-3116955				One Nursing Care, LLC	FL	NIA	One Homecare Solutions, LLC	Ownership	100.000	Humana Inc.	NO	0
.0119	Humana Inc.	00000	46-3313080				One Homecare Solutions, LLC	FL	NIA	Humana Inc. - 100%	Ownership	100.000	Humana Inc.	NO	0
.0119	Humana Inc.	00000	46-4176818				One Homecare Systems, LLC	FL	NIA	One Homecare Solutions, LLC	Ownership	100.000	Humana Inc.	NO	0
.0119	Humana Inc.	00000	46-2882412				One Infusion Pharmacy, LLC	FL	NIA	One Homecare Solutions, LLC	Ownership	100.000	Humana Inc.	NO	0
.0119	Humana Inc.	00000	20-4271850				One TPA Systems, Inc.	FL	NIA	One Homecare Solutions, LLC	Ownership	100.000	Humana Inc.	NO	0
.0119	Humana Inc.	00000	72-2695805				Aberdeen Holdings, Inc.	TX	NIA	Integracare Holdings, Inc.	Ownership	100.000	Humana Inc.	NO	0
.0119	Humana Inc.	00000	77-0601595				Able Home Healthcare, Inc.	TX	NIA	Integracare Intermediate Holdings, Inc.	Ownership	100.000	Humana Inc.	NO	0
.0119	Humana Inc.	00000	06-1451363				Access Home Health of Florida, LLC	DE	NIA	Capital Health Management Group, LLC	Ownership	100.000	Humana Inc.	NO	0
.0119	Humana Inc.	00000	65-0180784				Advanced Oncology Services, Inc.	FL	NIA	Homecare Holdings, Inc.	Ownership	100.000	Humana Inc.	NO	0
.0119	Humana Inc.	00000	36-4473376				Alpine Home Health Care, LLC	CO	NIA	Voyager Home Health, Inc.	Ownership	100.000	Humana Inc.	NO	0
.0119	Humana Inc.	00000	11-3306095				American Homecare Management Corp.	DE	NIA	Missouri Home Care of Rolla, Inc.	Ownership	100.000	Humana Inc.	NO	0
.0119	Humana Inc.	00000	94-3247811				Asian American Home Care, Inc.	CA	NIA	Harden Home Health, LLC	Ownership	100.000	Humana Inc.	NO	0
.0119	Humana Inc.	00000	75-1901342				BWB Sunbelt Home Health Services, LLC	TX	NIA	Integracare Intermediate Holdings, Inc.	Ownership	100.000	Humana Inc.	NO	0
.0119	Humana Inc.	00000	56-2102603				Capital Care Resources of South Carolina, LLC	GA	NIA	Capital Health Management Group, LLC	Ownership	100.000	Humana Inc.	NO	0
.0119	Humana Inc.	00000	58-2411159				Capital Care Resources, LLC	GA	NIA	Capital Health Management Group, LLC	Ownership	100.000	Humana Inc.	NO	0
.0119	Humana Inc.	00000	58-2313705				Capital Health Management Group, LLC	GA	NIA	CHMG Acquisition LLC	Ownership	100.000	Humana Inc.	NO	0
.0119	Humana Inc.	00000	03-0387821				Chattahoochee Valley Home Care Services, LLC	GA	NIA	Healthfield, LLC	Ownership	100.000	Humana Inc.	NO	0
.0119	Humana Inc.	00000	34-1994007				Chattahoochee Valley Home Health, LLC	GA	NIA	Chattahoochee Valley Home Care Services, LLC	Ownership	100.000	Humana Inc.	NO	0
.0119	Humana Inc.	00000	04-3813487				CHMG Acquisition LLC	GA	NIA	Healthfield, LLC	Ownership	100.000	Humana Inc.	NO	0
.0119	Humana Inc.	00000	54-2089073				CHMG of Atlanta, LLC	GA	NIA	Capital Health Management Group, LLC	Ownership	100.000	Humana Inc.	NO	0
.0119	Humana Inc.	00000	54-2089075				CHMG of Griffin, LLC	GA	NIA	Capital Health Management Group, LLC	Ownership	100.000	Humana Inc.	NO	0
.0119	Humana Inc.	00000	56-1590744				Eastern Carolina Home Health Agency, LLC	NC	NIA	Capital Health Management Group, LLC	Ownership	100.000	Humana Inc.	NO	0
.0119	Humana Inc.	00000	55-0750157				First Home Health, Inc.	WV	NIA	Harden Home Health, LLC	Ownership	100.000	Humana Inc.	NO	0
.0119	Humana Inc.	00000	75-2855493				GBA Holding, Inc.	TX	NIA	Aberdeen Holdings, Inc.	Ownership	100.000	Humana Inc.	NO	0
.0119	Humana Inc.	00000	26-2944774				GBA West, LLC	TX	NIA	Integracare Intermediate Holdings, Inc.	Ownership	100.000	Humana Inc.	NO	0
.0119	Humana Inc.	00000	11-2645333				CenterWell Certified Healthcare Corp.	DE	NIA	CenterWell Health Services Holding Corp.	Ownership	100.000	Humana Inc.	NO	0
.0119	Humana Inc.	00000	11-3454105				CenterWell Health Services (Certified), Inc.	DE	NIA	CenterWell Health Services Holding Corp.	Ownership	100.000	Humana Inc.	NO	0
.0119	Humana Inc.	00000	11-3414024				CenterWell Health Services (USA), LLC	DE	NIA	CenterWell Health Services Holding Corp.	Ownership	100.000	Humana Inc.	NO	0
.0119	Humana Inc.	00000	11-3454104				CenterWell Health Services Holding Corp.	DE	NIA	CenterWell Health Services, Inc.	Ownership	100.000	Humana Inc.	NO	0
.0119	Humana Inc.	00000	36-4335801				CenterWell Health Services, Inc.	DE	NIA	Kentucky Homecare Holdings, Inc.	Ownership	100.000	Humana Inc.	NO	0
.0119	Humana Inc.	00000	64-0730826				Gilbert's Home Health Agency, Inc.	MS	NIA	Home Health Care Affiliates, Inc.	Ownership	100.000	Humana Inc.	NO	0
.0119	Humana Inc.	00000	37-1743802				Harden Healthcare Holdings, LLC	DE	NIA	CenterWell Health Services Holding Corp.	Ownership	100.000	Humana Inc.	NO	0
.0119	Humana Inc.	00000	74-3024009				Harden Healthcare, LLC	TX	NIA	Harden Healthcare Holdings, LLC	Ownership	100.000	Humana Inc.	NO	0
.0119	Humana Inc.	00000	65-1299601				Harden Home Health, LLC	DE	NIA	Harden Healthcare, LLC	Ownership	100.000	Humana Inc.	NO	0
.0119	Humana Inc.	00000	42-1285486				Hawkeye Health Services, Inc.	IA	NIA	Harden Home Health, LLC	Ownership	100.000	Humana Inc.	NO	0
.0119	Humana Inc.	00000	58-1947694				Healthfield Home Health, LLC	GA	NIA	Healthfield, LLC	Ownership	100.000	Humana Inc.	NO	0
.0119	Humana Inc.	00000	27-0131980				Healthfield of Southwest Georgia, LLC	GA	NIA	Healthfield, LLC	Ownership	100.000	Humana Inc.	NO	0
.0119	Humana Inc.	00000	68-0593590				Healthfield of Statesboro, LLC	GA	NIA	Healthfield, LLC	Ownership	100.000	Humana Inc.	NO	0
.0119	Humana Inc.	00000	01-0831798				Healthfield of Tennessee, LLC	GA	NIA	Healthfield, LLC	Ownership	100.000	Humana Inc.	NO	0

STATEMENT AS OF SEPTEMBER 30, 2025 OF THE Humana Health Plan Inc.

**SCHEDULE Y**  
**PART 1A - DETAILS OF INSURANCE HOLDING COMPANY SYSTEM**

1	2	3	4	5	6	7	8	9	10	11	12	13	14	15	16
Group Code	Group Name	NAIC Company Code	ID Number	Federal RSSD	CIK	Name of Securities Exchange if Publicly Traded (U.S. or International)	Names of Parent, Subsidiaries Or Affiliates	Domiciliary Location	Relationship to Reporting Entity	Directly Controlled by (Name of Entity/Person)	Type of Control (Ownership, Board, Management, Attorney-in-Fact, Influence, Other)	If Control is Ownership Provide Percentage	Ultimate Controlling Entity(ies)/Person(s)	Is an SCA Filing Required? (Yes/No)	*
.0119	Humana Inc.	00000	36-4425473				Healthfield Operating Group, LLC	DE	NIA	CenterWell Health Services Holding Corp.	Ownership	100.000	Humana Inc.	NO	0
.0119	Humana Inc.	00000	58-1819650				Healthfield, LLC	DE	NIA	Healthfield Operating Group, LLC	Ownership	100.000	Humana Inc.	NO	0
.0119	Humana Inc.	00000	90-0527683				HHS Healthcare Corp.	DE	NIA	Professional Healthcare, LLC	Ownership	100.000	Humana Inc.	NO	0
.0119	Humana Inc.	00000	62-1807084				Home Health Care Affiliates of Central Mississippi, L.L.C.	MS	NIA	CenterWell Certified Healthcare Corp.	Ownership	100.000	Humana Inc.	NO	0
.0119	Humana Inc.	00000	62-1775256				Home Health Care Affiliates of Mississippi, Inc.	MS	NIA	CenterWell Certified Healthcare Corp.	Ownership	100.000	Humana Inc.	NO	0
.0119	Humana Inc.	00000	74-2737989				Home Health Care Affiliates, Inc.	MS	NIA	CenterWell Certified Healthcare Corp.	Ownership	100.000	Humana Inc.	NO	0
.0119	Humana Inc.	00000	56-1556547				Home Health Care of Carteret County, LLC	NC	NIA	Capital Health Management Group, LLC	Ownership	100.000	Humana Inc.	NO	0
.0119	Humana Inc.	00000	75-2374091				Home Health of Rural Texas, Inc.	TX	NIA	Integracare Intermediate Holdings, Inc.	Ownership	100.000	Humana Inc.	NO	0
.0119	Humana Inc.	00000	87-0494759				Home Health Services, Inc.	UT	NIA	HHS Healthcare Corp.	Ownership	100.000	Humana Inc.	NO	0
.0119	Humana Inc.	00000	65-0837269				Homecare Holdings, Inc.	FL	NIA	Senior Home Care, Inc.	Ownership	100.000	Humana Inc.	NO	0
.0119	Humana Inc.	00000	76-0456316				Horizon Health Care Services, Inc.	TX	NIA	Harden Home Health, LLC	Ownership	100.000	Humana Inc.	NO	0
.0119	Humana Inc.	00000	20-8781607				Integracare Holdings, Inc.	DE	NIA	PF Development 9, L.L.C.	Ownership	100.000	Humana Inc.	NO	0
.0119	Humana Inc.	00000	75-2865632				Integracare Home Health Services, Inc.	TX	NIA	Aberdeen Holdings, Inc.	Ownership	100.000	Humana Inc.	NO	0
.0119	Humana Inc.	00000	20-8781715				Integracare Intermediate Holdings, Inc.	DE	NIA	Integracare Holdings, Inc.	Ownership	100.000	Humana Inc.	NO	0
.0119	Humana Inc.	00000	26-2915050				Integracare of Albany, LLC	TX	NIA	Integracare Intermediate Holdings, Inc.	Ownership	100.000	Humana Inc.	NO	0
.0119	Humana Inc.	00000	27-2139332				Integracare of Athens-Home Health, LLC	TX	NIA	Integracare Intermediate Holdings, Inc.	Ownership	100.000	Humana Inc.	NO	0
.0119	Humana Inc.	00000	81-0638801				Integracare of Olney Home Health, LLC	TX	NIA	Integracare Intermediate Holdings, Inc.	Ownership	100.000	Humana Inc.	NO	0
.0119	Humana Inc.	00000	20-8768235				Integracare of Texas, LLC	TX	NIA	Aberdeen Holdings, Inc.	Ownership	100.000	Humana Inc.	NO	0
.0119	Humana Inc.	00000	27-0686207				Integracare of West Texas-Home Health, LLC	TX	NIA	Integracare Intermediate Holdings, Inc.	Ownership	100.000	Humana Inc.	NO	0
.0119	Humana Inc.	00000	27-0686266				Integracare of Wichita Falls, LLC	TX	NIA	Integracare Intermediate Holdings, Inc.	Ownership	100.000	Humana Inc.	NO	0
.0119	Humana Inc.	00000	46-3992741				KAH Development 10, L.L.C.	DE	NIA	CenterWell Health Services, Inc.	Ownership	100.000	Humana Inc.	NO	0
.0119	Humana Inc.	00000	46-4002959				KAH Development 12, L.L.C.	DE	NIA	CenterWell Health Services, Inc.	Ownership	100.000	Humana Inc.	NO	0
.0119	Humana Inc.	00000	46-4025157				KAH Development 14, L.L.C.	DE	NIA	CenterWell Health Services, Inc.	Ownership	100.000	Humana Inc.	NO	0
.0119	Humana Inc.	00000	46-3902994				KAH Development 4, L.L.C.	DE	NIA	CenterWell Health Services, Inc.	Ownership	100.000	Humana Inc.	NO	0
.0119	Humana Inc.	00000	82-3695166				Kentucky Homecare Holdings, Inc.	DE	NIA	Kentucky Homecare Parent Inc.	Ownership	100.000	Humana Inc.	NO	0
.0119	Humana Inc.	00000	82-3986306				Kentucky Homecare Parent Inc.	DE	NIA	Humana Inc.	Ownership	100.000	Humana Inc.	NO	0
.0119	Humana Inc.	00000	26-0717945				CenterWell Home Health Services, LLC	DE	NIA	CenterWell Health Services, Inc.	Ownership	100.000	Humana Inc.	NO	0
.0119	Humana Inc.	00000	26-0717534				KND Development 50, L.L.C.	DE	NIA	CenterWell Health Services, Inc.	Ownership	100.000	Humana Inc.	NO	0
.0119	Humana Inc.	00000	65-0277280				Med. Tech. Services of South Florida, Inc.	FL	NIA	Advanced Oncology Services, Inc.	Ownership	100.000	Humana Inc.	NO	0
.0119	Humana Inc.	00000	65-1033439				Med-Tech Services of Dade, Inc.	FL	NIA	Homecare Holdings, Inc.	Ownership	100.000	Humana Inc.	NO	0
.0119	Humana Inc.	00000	65-0644307				Med-Tech Services of Palm Beach, Inc.	FL	NIA	Advanced Oncology Services, Inc.	Ownership	100.000	Humana Inc.	NO	0
.0119	Humana Inc.	00000	82-0559199				Mid-South Home Health Agency, LLC	AL	NIA	Horizon Health Network LLC	Ownership	100.000	Humana Inc.	NO	0
.0119	Humana Inc.	00000	14-1909499				Mid-South Home Health of Gadsden, LLC	GA	NIA	Healthfield, LLC	Ownership	100.000	Humana Inc.	NO	0
.0119	Humana Inc.	00000	63-0772385				Mid-South Home Health, LLC	DE	NIA	Healthfield, LLC	Ownership	100.000	Humana Inc.	NO	0
.0119	Humana Inc.	00000	65-1285069				Missouri Home Care of Rolla, Inc.	MO	NIA	Harden Home Health, LLC	Ownership	100.000	Humana Inc.	NO	0
.0119	Humana Inc.	00000	55-0633030				Nursing Care-Home Health Agency, Inc.	WV	NIA	First Home Health, Inc.	Ownership	100.000	Humana Inc.	NO	0
.0119	Humana Inc.	00000	75-2284154				Outreach Health Services of North Texas, LLC	TX	NIA	Integracare Intermediate Holdings, Inc.	Ownership	100.000	Humana Inc.	NO	0
.0119	Humana Inc.	00000	26-3106949				PF Development 10, L.L.C.	DE	NIA	CenterWell Health Services, Inc.	Ownership	100.000	Humana Inc.	NO	0
.0119	Humana Inc.	00000	26-3107011				PF Development 15, L.L.C.	DE	NIA	Kindred Hospice Services, L.L.C.	Ownership	100.000	Humana Inc.	NO	0
.0119	Humana Inc.	00000	46-0818835				PF Development 16, L.L.C.	DE	NIA	CenterWell Health Services, Inc.	Ownership	100.000	Humana Inc.	NO	0
.0119	Humana Inc.	00000	46-0860128				PF Development 21, L.L.C.	DE	NIA	CenterWell Health Services, Inc.	Ownership	100.000	Humana Inc.	NO	0
.0119	Humana Inc.	00000	26-0718044				PF Development 5, L.L.C.	DE	NIA	CenterWell Health Services, Inc.	Ownership	100.000	Humana Inc.	NO	0
.0119	Humana Inc.	00000	26-3106911				PF Development 7, L.L.C.	DE	NIA	CenterWell Health Services, Inc.	Ownership	100.000	Humana Inc.	NO	0
.0119	Humana Inc.	00000	26-3106934				PF Development 9, L.L.C.	DE	NIA	CenterWell Health Services, Inc.	Ownership	100.000	Humana Inc.	NO	0
.0119	Humana Inc.	00000	33-1178066				PHC Acquisition Corp.	DE	NIA	CenterWell Certified Healthcare Corp.	Ownership	100.000	Humana Inc.	NO	0

STATEMENT AS OF SEPTEMBER 30, 2025 OF THE Humana Health Plan Inc.

**SCHEDULE Y**  
**PART 1A - DETAILS OF INSURANCE HOLDING COMPANY SYSTEM**

1	2	3	4	5	6	7	8	9	10	11	12	13	14	15	16
Group Code	Group Name	NAIC Company Code	ID Number	Federal RSSD	CIK	Name of Securities Exchange if Publicly Traded (U.S. or International)	Names of Parent, Subsidiaries Or Affiliates	Domiciliary Location	Relationship to Reporting Entity	Directly Controlled by (Name of Entity/Person)	Type of Control (Ownership, Board, Management, Attorney-in-Fact, Influence, Other)	If Control is Ownership Provide Percentage	Ultimate Controlling Entity(ies)/Person(s)	Is an SCA Filing Required? (Yes/No)	*
.0119	Humana Inc.	00000	20-5143963				Professional Healthcare at Home, LLC	CA	NIA	99% owned by Professional Healthcare, LLC and 1% owned by PHH Acquisition Corp.	Ownership	100.000	Humana Inc.	NO	0
.0119	Humana Inc.	00000	20-5043143				Professional Healthcare, LLC	DE	NIA	PF Development 10, L.L.C.	Ownership	100.000	Humana Inc.	NO	0
.0119	Humana Inc.	00000	11-2750425				QC-Medi New York, Inc.	NY	NIA	CenterWell Health Services Holding Corp.	Ownership	100.000	Humana Inc.	NO	0
.0119	Humana Inc.	00000	59-3080333				Senior Home Care, Inc.	FL	NIA	SHC Holding, Inc.	Ownership	100.000	Humana Inc.	NO	0
.0119	Humana Inc.	00000	42-1699530				SHC Holding, Inc.	DE	NIA	PF Development 21, L.L.C.	Ownership	100.000	Humana Inc.	NO	0
.0119	Humana Inc.	00000	87-0494757				Southern Nevada Home Health Care, Inc.	NV	NIA	Home Health Services, Inc.	Ownership	100.000	Humana Inc.	NO	0
.0119	Humana Inc.	00000	72-1487473				Synergy Home Care-Acadiana Region, Inc.	LA	NIA	Synergy, Inc.	Ownership	100.000	Humana Inc.	NO	0
.0119	Humana Inc.	00000	20-1376846				Synergy Home Care-Capitol Region, Inc.	LA	NIA	Synergy, Inc.	Ownership	100.000	Humana Inc.	NO	0
.0119	Humana Inc.	00000	36-4516940				Synergy Home Care-Central Region, Inc.	LA	NIA	Synergy, Inc.	Ownership	100.000	Humana Inc.	NO	0
.0119	Humana Inc.	00000	72-1178497				Synergy Home Care-Northeastern Region, Inc.	LA	NIA	Synergy, Inc.	Ownership	100.000	Humana Inc.	NO	0
.0119	Humana Inc.	00000	72-1223659				Synergy Home Care-Northshore Region, Inc.	LA	NIA	Synergy, Inc.	Ownership	100.000	Humana Inc.	NO	0
.0119	Humana Inc.	00000	72-1431394				Synergy Home Care-Northwestern Region, Inc.	LA	NIA	Synergy, Inc.	Ownership	100.000	Humana Inc.	NO	0
.0119	Humana Inc.	00000	72-1429305				Synergy Home Care-Southeastern Region, Inc.	LA	NIA	Synergy, Inc.	Ownership	100.000	Humana Inc.	NO	0
.0119	Humana Inc.	00000	94-3419676				Synergy, Inc.	LA	NIA	SHC Holding, Inc.	Ownership	100.000	Humana Inc.	NO	0
.0119	Humana Inc.	00000	56-1456991				TAR Heel Health Care Services, LLC	NC	NIA	Capital Health Management Group, LLC	Ownership	100.000	Humana Inc.	NO	0
.0119	Humana Inc.	00000	68-0593592				Total Care Home Health of Louisburg, LLC	GA	NIA	Healthfield, LLC	Ownership	100.000	Humana Inc.	NO	0
.0119	Humana Inc.	00000	20-0091435				Total Care Home Health of North Carolina, LLC	GA	NIA	Healthfield, LLC	Ownership	100.000	Humana Inc.	NO	0
.0119	Humana Inc.	00000	20-0091422				Total Care Home Health of South Carolina, LLC	GA	NIA	Healthfield, LLC	Ownership	100.000	Humana Inc.	NO	0
.0119	Humana Inc.	00000	62-1669388				Van Winkle Home Health Care, Inc.	MS	NIA	Home Health Care Affiliates, Inc.	Ownership	100.000	Humana Inc.	NO	0
.0119	Humana Inc.	00000	75-1995143				Vernon Home Health Care Agency, LLC	TX	NIA	Integracare Intermediate Holdings, Inc.	Ownership	100.000	Humana Inc.	NO	0
.0119	Humana Inc.	00000	26-1501792				Voyager Home Health, Inc.	DE	NIA	Voyager Hospicecare, Inc.	Ownership	100.000	Humana Inc.	NO	0
.0119	Humana Inc.	00000	20-1173787				Voyager Hospicecare, Inc.	DE	NIA	Harden Home Health, LLC	Ownership	100.000	Humana Inc.	NO	0
.0119	Humana Inc.	00000	46-2300938				Wake Forest Baptist Health Care at Home, LLC	NC	NIA	60% owned by Total Care Home Health of North Carolina, LLC and 40% owned by Wake Forest University Baptist Medical Center	Ownership	100.000	Humana Inc.	NO	0
.0119	Humana Inc.	00000	84-3700467				Elite Health Medical Centers, LLC	FL	NIA	Echo Primary Care Holdings, LLC	Ownership	100.000	Humana Inc.	NO	0
.0119	Humana Inc.	00000	26-3715136				Elite Health Primary Care, LLC	FL	NIA	Echo Primary Care Holdings, LLC	Ownership	100.000	Humana Inc.	NO	0
.0119	Humana Inc.	00000	65-0270114				South Florida Cardiology Associates, LLC	FL	NIA	Echo Primary Care Holdings, LLC	Ownership	100.000	Humana Inc.	NO	0
.0119	Humana Inc.	00000	47-2446186				Truethore BPO, LLC	FL	NIA	Echo Primary Care Holdings, LLC	Ownership	100.000	Humana Inc.	NO	0
.0119	Humana Inc.	00000					Truethore S.R. L.	DOM	NIA	Echo Primary Care Holdings, LLC - 99% Primary Care Holdings II, LLC - 1%	Ownership	100.000	Humana Inc.	NO	0
.0119	Humana Inc.	00000	84-5171456				CenterWell Accountable Care, LLC	FL	NIA	Echo Primary Care Holdings, LLC	Ownership	100.000	Humana Inc.	NO	0
.0119	Humana Inc.	00000	45-4020797				Amicus Medical Center LLC	FL	NIA	Conviva Medical Center Management, LLC	Ownership	100.000	Humana Inc.	NO	0
.0119	Humana Inc.	00000	27-3974953				Amicus Medical Group, Inc.	FL	NIA	Conviva Medical Center Management, LLC	Ownership	100.000	Humana Inc.	NO	0
.0119	Humana Inc.	00000	27-1085323				Amicus Medical Services Organization, LLC	FL	NIA	Conviva Medical Center Management, LLC	Ownership	100.000	Humana Inc.	NO	0
.0119	Humana Inc.	00000	88-3465849				Innovative Financial Group Holdings, LLC	NC	NIA	Humana MarketPOINT, Inc.	Ownership	100.000	Humana Inc.	NO	0
.0119	Humana Inc.	00000	83-2232570				Innovative Financial Partners, LLC	NC	NIA	Innovative Financial Group Holdings, LLC	Ownership	100.000	Humana Inc.	NO	0
.0119	Humana Inc.	00000	84-5189010				Medicare Planning of America LLC	NC	NIA	Innovative Financial Group Holdings, LLC	Ownership	100.000	Humana Inc.	NO	0
.0119	Humana Inc.	00000	47-4085710				Rees Financial LLC	NC	NIA	Innovative Financial Group Holdings, LLC	Ownership	100.000	Humana Inc.	NO	0
.0119	Humana Inc.	00000	84-2258899				The Lead Store LLC	NC	NIA	Innovative Financial Group Holdings, LLC	Ownership	100.000	Humana Inc.	NO	0
.0119	Humana Inc.	00000	82-4202700				Versa Management LLC	NC	NIA	Innovative Financial Group Holdings, LLC	Ownership	100.000	Humana Inc.	NO	0
.0119	Humana Inc.	00000	86-2731153				Prime West JV Holdings, LLC	DE	NIA	Humana Innovation Enterprises, Inc.	Ownership	100.000	Humana Inc.	NO	0
.0119	Humana Inc.	00000	84-4307723				CenterWell IPA Solutions, LLC	MI	NIA	Prime West JV Holdings, LLC	Ownership	100.000	Humana Inc.	NO	0
.0119	Humana Inc.	00000	82-1676284				Prime Accountable Care West, LLC	MI	NIA	CenterWell IPA Solutions, LLC	Ownership	100.000	Humana Inc.	NO	0
.0119	Humana Inc.	00000	03-0523544				A and A Homecare, Inc	FL	NIA	Vitality Home Care, Inc	Ownership	100.000	Humana Inc.	NO	0
.0119	Humana Inc.	00000	45-2401497				All About Home Care Management, LLC	FL	NIA	Vitality Home Care, Inc	Ownership	100.000	Humana Inc.	NO	0
.0119	Humana Inc.	00000	11-3836040				Altercare of Palm Beach County, LLC	FL	NIA	Vitality Home Care, Inc	Ownership	100.000	Humana Inc.	NO	0

STATEMENT AS OF SEPTEMBER 30, 2025 OF THE Humana Health Plan Inc.

**SCHEDULE Y**  
**PART 1A - DETAILS OF INSURANCE HOLDING COMPANY SYSTEM**

1	2	3	4	5	6	7	8	9	10	11	12	13	14	15	16
Group Code	Group Name	NAIC Company Code	ID Number	Federal RSSD	CIK	Name of Securities Exchange if Publicly Traded (U.S. or International)	Names of Parent, Subsidiaries Or Affiliates	Domiciliary Location	Relationship to Reporting Entity	Directly Controlled by (Name of Entity/Person)	Type of Control (Ownership, Board, Management, Attorney-in-Fact, Influence, Other)	If Control is Ownership Provide Percentage	Ultimate Controlling Entity(ies)/Person(s)	Is an SCA Filing Required? (Yes/No)	*
.0119	Humana Inc.	00000	20-0110337				Altercare, LLC	FL	NIA	Vitality Home Care, Inc	Ownership	100.000	Humana Inc.	NO	0
.0119	Humana Inc.	00000	20-7287186				Balanced Home Healthcare, Inc.	FL	NIA	Vitality Home Care, Inc	Ownership	100.000	Humana Inc.	NO	0
.0119	Humana Inc.	00000	20-1903568				Bridges Home Health, Inc.	FL	NIA	Vitality Home Care, Inc	Ownership	100.000	Humana Inc.	NO	0
.0119	Humana Inc.	00000	46-3433197				Medstar Home Health, LLC	FL	NIA	Trident Home Health, LLC	Ownership	100.000	Humana Inc.	NO	0
.0119	Humana Inc.	00000	20-5123865				M-SAC, Inc.	FL	NIA	Vitality Home Care, Inc	Ownership	100.000	Humana Inc.	NO	0
.0119	Humana Inc.	00000	45-2823888				Quality Living Home Health Care, LLC	FL	NIA	Vitality Home Care, Inc	Ownership	100.000	Humana Inc.	NO	0
.0119	Humana Inc.	00000	35-2486995				Trident Home Health, LLC	FL	NIA	Vitality Home Care, Inc	Ownership	100.000	Humana Inc.	NO	0
.0119	Humana Inc.	00000	81-4466479				Trilogy Home Health Care SW FL, Inc	DE	NIA	Vitality Home Care, Inc	Ownership	100.000	Humana Inc.	NO	0
.0119	Humana Inc.	00000	81-2022629				Vitality HHS Holdings, Inc	DE	NIA	CenterWell Health Services (USA), LLC	Ownership	100.000	Humana Inc.	NO	0
.0119	Humana Inc.	00000	81-2019673				Vitality Home Care, Inc	DE	NIA	Vitality HHS Holdings, Inc	Ownership	100.000	Humana Inc.	NO	0
.0119	Humana Inc.	00000	82-3311429				Conviva Physician Group, LLC	FL	NIA	Conviva Care Solutions, LLC	Ownership	100.000	Humana Inc.	NO	0
.0119	Humana Inc.	00000	33-2663918				Humana Care Holdings, Inc.	DE	NIA	Humana Inc.	Ownership	100.000	Humana Inc.	NO	0
.0119	Humana Inc.	00000	33-2731074				Care Solutions ACO, LLC	DE	NIA	Humana Care Holdings, Inc.	Ownership	100.000	Humana Inc.	NO	0
.0119	Humana Inc.	00000	33-2023109				Humana Life Insurance Company of New York, Inc.	NY	IA	Humana Inc.	Ownership	100.000	Humana Inc.	NO	0
.0119	Humana Inc.	00000	33-3124105				CenterWell Therapy Services, LLC	DE	NIA	CenterWell Health Services, Inc.	Ownership	100.000	Humana Inc.	NO	0
.0119	Humana Inc.	00000	39-2720728				CenterWell Senior Primary Care (Vitality), Inc.	FL	NIA	CenterWell Senior Primary Care (FL), Inc.	Ownership	100.000	Humana Inc.	NO	0
.0119	Humana Inc.	00000	33-2015136				Prime Healthcare Home Care Holdings, LLC	DE	NIA	CenterWell Health Services (USA), LLC	Ownership	100.000	Humana Inc.	NO	0
.0119	Humana Inc.	00000	33-2315131				Prime Healthcare Home Care and Hospice, LLC	DE	NIA	Prime Healthcare Home Care Holdings, LLC	Ownership	100.000	Humana Inc.	NO	0

Asterisk	Explanation
0000001	Humana Inc., a Delaware corporation and ultimate parent company in the holding company system, is a publicly traded company on the New York Stock Exchange and ownership fluctuates daily.

# SUPPLEMENTAL EXHIBITS AND SCHEDULES INTERROGATORIES

The following supplemental reports are required to be filed as part of your statement filing. However, in the event that your company does not transact the type of business for which the special report must be filed, your response of NO to the specific interrogatory will be accepted in lieu of filing a "NONE" report and a bar code will be printed below. If the supplement is required of your company but is not being filed for whatever reason enter SEE EXPLANATION and provide an explanation following the interrogatory questions.

	Response
1. Will the Medicare Part D Coverage Supplement be filed with the state of domicile and the NAIC with this statement? .....	NO

**AUGUST FILING**

2. Will the regulator-only (non-public) Communication of Internal Control Related Matters Noted in Audit be filed with the state of domicile and electronically with the NAIC (as a regulator-only non-public document) by August 1? The response for 1st and 3rd quarters should be N/A. A NO response resulting with a bar code is only appropriate in the 2nd quarter. ....	N/A
--	-----

Explanation:

1. This type of business is not written.

Bar Code:

1. Medicare Part D Coverage Supplement [Document Identifier 365]



**OVERFLOW PAGE FOR WRITE-INS**

**NONE**

STATEMENT AS OF SEPTEMBER 30, 2025 OF THE Humana Health Plan Inc.

**SCHEDULE A - VERIFICATION**

Real Estate

	1 Year to Date	2 Prior Year Ended December 31
1. Book/adjusted carrying value, December 31 of prior year .....		
2. Cost of acquired:		
2.1 Actual cost at time of acquisition .....		
2.2 Additional investment made after acquisition .....		
3. Current year change in encumbrances .....		
4. Total gain (loss) on disposals .....		
5. Deduct amounts received on disposals .....		
6. Total foreign exchange change in book/adjusted carrying value .....		
7. Deduct current year's other than temporary impairment recognized .....		
8. Deduct current year's depreciation .....		
9. Book/adjusted carrying value at the end of current period (Lines 1+2+3+4-5+6-7-8) .....		
10. Deduct total nonadmitted amounts .....		
11. Statement value at end of current period (Line 9 minus Line 10)		

**NONE**

**SCHEDULE B - VERIFICATION**

Mortgage Loans

	1 Year to Date	2 Prior Year Ended December 31
1. Book value/recorded investment excluding accrued interest, December 31 of prior year .....	27,600,000	27,600,000
2. Cost of acquired:		
2.1 Actual cost at time of acquisition .....	0	0
2.2 Additional investment made after acquisition .....	0	0
3. Capitalized deferred interest and other .....	0	0
4. Accrual of discount .....	0	0
5. Unrealized valuation increase/(decrease) .....	0	0
6. Total gain (loss) on disposals .....	0	0
7. Deduct amounts received on disposals .....	0	0
8. Deduct amortization of premium and mortgage interest points and commitment fees .....	0	0
9. Total foreign exchange change in book value/recorded investment excluding accrued interest .....	0	0
10. Deduct current year's other than temporary impairment recognized .....	0	0
11. Book value/recorded investment excluding accrued interest at end of current period (Lines 1+2+3+4+5+6-7-8+9-10) .....	27,600,000	27,600,000
12. Total valuation allowance .....	0	0
13. Subtotal (Line 11 plus Line 12) .....	27,600,000	27,600,000
14. Deduct total nonadmitted amounts .....	0	0
15. Statement value at end of current period (Line 13 minus Line 14)	27,600,000	27,600,000

**SCHEDULE BA - VERIFICATION**

Other Long-Term Invested Assets

	1 Year to Date	2 Prior Year Ended December 31
1. Book/adjusted carrying value, December 31 of prior year .....		
2. Cost of acquired:		
2.1 Actual cost at time of acquisition .....		
2.2 Additional investment made after acquisition .....		
3. Capitalized deferred interest and other .....		
4. Accrual of discount .....		
5. Unrealized valuation increase/(decrease) .....		
6. Total gain (loss) on disposals .....		
7. Deduct amounts received on disposals .....		
8. Deduct amortization of premium, depreciation and proportional amortization .....		
9. Total foreign exchange change in book/adjusted carrying value .....		
10. Deduct current year's other than temporary impairment recognized .....		
11. Book/adjusted carrying value at end of current period (Lines 1+2+3+4+5+6-7-8+9-10) .....		
12. Deduct total nonadmitted amounts .....		
13. Statement value at end of current period (Line 11 minus Line 12)		

**NONE**

**SCHEDULE D - VERIFICATION**

Bonds and Stocks

	1 Year to Date	2 Prior Year Ended December 31
1. Book/adjusted carrying value of bonds and stocks, December 31 of prior year .....	448,318,862	480,762,084
2. Cost of bonds and stocks acquired .....	346,424,571	67,215,578
3. Accrual of discount .....	371,941	481,130
4. Unrealized valuation increase/(decrease) .....	265,353	471,579
5. Total gain (loss) on disposals .....	2,094,565	112,935
6. Deduct consideration for bonds and stocks disposed of .....	243,115,426	98,931,331
7. Deduct amortization of premium .....	1,061,133	1,793,112
8. Total foreign exchange change in book/adjusted carrying value .....	0	0
9. Deduct current year's other than temporary impairment recognized .....	0	0
10. Total investment income recognized as a result of prepayment penalties and/or acceleration fees .....	0	0
11. Book/adjusted carrying value at end of current period (Lines 1+2+3+4+5-6-7+8-9+10) .....	553,298,733	448,318,862
12. Deduct total nonadmitted amounts .....	0	0
13. Statement value at end of current period (Line 11 minus Line 12)	553,298,733	448,318,862

STATEMENT AS OF SEPTEMBER 30, 2025 OF THE Humana Health Plan Inc.

**SCHEDULE D - PART 1B**

Showing the Acquisitions, Dispositions and Non-Trading Activity  
During the Current Quarter for all Bonds and Preferred Stock by NAIC Designation

NAIC Designation	1 Book/Adjusted Carrying Value Beginning of Current Quarter	2 Acquisitions During Current Quarter	3 Dispositions During Current Quarter	4 Non-Trading Activity During Current Quarter	5 Book/Adjusted Carrying Value End of First Quarter	6 Book/Adjusted Carrying Value End of Second Quarter	7 Book/Adjusted Carrying Value End of Third Quarter	8 Book/Adjusted Carrying Value December 31 Prior Year
<b>ISSUER CREDIT OBLIGATIONS (ICO)</b>								
1. NAIC 1 (a) .....	197,781,413	2,629,633,918	2,543,913,738	2,319,279	256,895,699	197,781,413	285,820,872	169,884,945
2. NAIC 2 (a) .....	170,583,666	798,600,515	825,515,972	233,323	246,946,499	170,583,666	143,901,533	183,059,819
3. NAIC 3 (a) .....	8,058,137	0	0	56,427	8,174,504	8,058,137	8,114,564	7,877,693
4. NAIC 4 (a) .....	0	0	0	0	0	0	0	0
5. NAIC 5 (a) .....	1,228,781	0	0	(36,540)	1,223,506	1,228,781	1,192,241	1,192,967
6. NAIC 6 (a) .....	0	0	0	0	0	0	0	0
7. Total ICO	377,651,997	3,428,234,433	3,369,429,710	2,572,489	513,240,209	377,651,997	439,029,209	362,015,423
<b>ASSET-BACKED SECURITIES (ABS)</b>								
8. NAIC 1 .....	248,029,814	142,892,416	127,417,194	(436,805)	194,268,940	248,029,814	263,068,232	198,699,916
9. NAIC 2 .....	445,833	0	38,516	71	452,215	445,833	407,388	466,784
10. NAIC 3 .....	0	0	0	190,711	0	0	190,711	0
11. NAIC 4 .....	0	0	0	0	0	0	0	0
12. NAIC 5 .....	0	0	0	0	0	0	0	0
13. NAIC 6 .....	0	0	0	0	0	0	0	0
14. Total ABS	248,475,647	142,892,416	127,455,710	(246,023)	194,721,155	248,475,647	263,666,331	199,166,699
<b>PREFERRED STOCK</b>								
15. NAIC 1 .....	0	0	0	0	0	0	0	0
16. NAIC 2 .....	0	0	0	0	0	0	0	0
17. NAIC 3 .....	0	0	0	0	0	0	0	0
18. NAIC 4 .....	0	0	0	0	0	0	0	0
19. NAIC 5 .....	0	0	0	0	0	0	0	0
20. NAIC 6 .....	0	0	0	0	0	0	0	0
21. Total Preferred Stock	0	0	0	0	0	0	0	0
22. Total ICO, ABS & Preferred Stock	626,127,644	3,571,126,849	3,496,885,420	2,326,466	707,961,364	626,127,644	702,695,540	561,182,123

(a) Book/Adjusted Carrying Value column for the end of the current reporting period includes the following amount of short-term and cash equivalent bonds by NAIC designation:

NAIC 1 \$ 118,210,233 ; NAIC 2 \$ 31,186,575 ; NAIC 3 \$ 0 ; NAIC 4 \$ 0 ; NAIC 5 \$ 0 ; NAIC 6 \$ 0

Schedule DA - Part 1 - Short-Term Investments

**N O N E**

Schedule DA - Verification - Short-Term Investments

**N O N E**

Schedule DB - Part A - Verification - Options, Caps, Floors, Collars, Swaps and Forwards

**N O N E**

Schedule DB - Part B - Verification - Futures Contracts

**N O N E**

Schedule DB - Part C - Section 1 - Replication (Synthetic Asset) Transactions (RSATs) Open

**N O N E**

Schedule DB-Part C-Section 2-Reconciliation of Replication (Synthetic Asset) Transactions Open

**N O N E**

Schedule DB - Verification - Book/Adjusted Carrying Value, Fair Value and Potential Exposure of  
Derivatives

**N O N E**

**SCHEDULE E - PART 2 - VERIFICATION**

(Cash Equivalents)

	1	2
	Year To Date	Prior Year Ended December 31
1. Book/adjusted carrying value, December 31 of prior year .....	119,137,647	39,422,314
2. Cost of cash equivalents acquired .....	10,718,625,667	11,509,955,270
3. Accrual of discount .....	8,649,300	8,776,751
4. Unrealized valuation increase/(decrease) .....	0	0
5. Total gain (loss) on disposals .....	(604)	(446)
6. Deduct consideration received on disposals .....	10,691,069,854	11,439,016,241
7. Deduct amortization of premium .....	0	0
8. Total foreign exchange change in book/adjusted carrying value .....	0	0
9. Deduct current year's other than temporary impairment recognized .....	0	0
10. Book/adjusted carrying value at end of current period (Lines 1+2+3+4+5-6-7+8-9) .....	155,342,156	119,137,647
11. Deduct total nonadmitted amounts .....	0	0
12. Statement value at end of current period (Line 10 minus Line 11)	155,342,156	119,137,647

Schedule A - Part 2 - Real Estate Acquired and Additions Made

**N O N E**

Schedule A - Part 3 - Real Estate Disposed

**N O N E**

Schedule B - Part 2 - Mortgage Loans Acquired and Additions Made

**N O N E**

Schedule B - Part 3 - Mortgage Loans Disposed, Transferred or Repaid

**N O N E**

Schedule BA - Part 2 - Other Long-Term Invested Assets Acquired and Additions Made

**N O N E**

Schedule BA - Part 3 - Other Long-Term Invested Assets Disposed, Transferred or Repaid

**N O N E**

STATEMENT AS OF SEPTEMBER 30, 2025 OF THE Humana Health Plan Inc.

**SCHEDULE D - PART 3**

Show All Long-Term Bonds and Stock Acquired During the Current Quarter

1	2	3	4	5	6	7	8	9
CUSIP Identification	Description	Date Acquired	Name of Vendor	Number of Shares of Stock	Actual Cost	Par Value	Paid for Accrued Interest and Dividends	NAIC Designation, NAIC Designation Modifier and SVO Administrative Symbol
912810-UM-8	UNITED STATES TREASURY	09/11/2025	CITADEL SECURITIES LLC		12,560,135	12,365,000	44,689	1.A
912820-EN-7	UNITED STATES TREASURY	08/28/2025	CITADEL SECURITIES LLC		36,554,097	37,121,000	335,653	1.A
912820-NL-1	UNITED STATES TREASURY	07/18/2025	BNP PARIBAS SECURITIES BOND		4,989,657	5,000,000	10,700	1.A
<b>0019999999. Subtotal - Issuer Credit Obligations - U.S. Government Obligations (Exempt from RBC)</b>					<b>54,103,889</b>	<b>54,486,000</b>	<b>391,041</b>	<b>XXX</b>
31846V-20-3	FIRST AMER:GVT OBLG Y	08/04/2025	Direct		3	3	0	1.A FE
<b>0029999999. Subtotal - Issuer Credit Obligations - Other U.S. Government Obligations (Not Exempt from RBC)</b>					<b>3</b>	<b>3</b>	<b>0</b>	<b>XXX</b>
00206R-CP-5	AT&T INC	09/26/2025	GOLDMAN		63,543	66,000	1,106	2.B FE
00206R-MM-1	AT&T INC	09/26/2025	GOLDMAN		142,845	168,000	1,404	2.B FE
015271-AY-5	ALEXANDRIA REAL ESTATE EQUITIES INC	09/26/2025	GOLDMAN		395,108	388,000	445	2.A FE
015271-BC-2	ALEXANDRIA REAL ESTATE EQUITIES INC	09/26/2025	GOLDMAN		129,565	129,000	2,521	2.A FE
01626P-AX-4	ALIMENTATION COUCHE-TARD INC	09/29/2025	Amherst Pierpont Securities		415,593	415,000	59	2.A FE
02665W-DT-5	AMERICAN HONDA FINANCE CORP	09/26/2025	GOLDMAN		226,278	259,000	984	1.G FE
02665W-GD-7	AMERICAN HONDA FINANCE CORP	07/08/2025	US BANCORP INVESTMENTS INC.		1,999,880	2,000,000	0	1.G FE
02665W-GK-1	AMERICAN HONDA FINANCE CORP	09/26/2025	GOLDMAN		311,700	311,000	918	1.G FE
02665W-GL-9	AMERICAN HONDA FINANCE CORP	09/26/2025	GOLDMAN		259,228	259,000	809	1.G FE
03027X-BS-8	AMERICAN TOWER CORP	09/26/2025	GOLDMAN		159,845	181,000	162	2.A FE
03027X-CP-3	AMERICAN TOWER CORP	09/29/2025	Various		693,700	674,000	1,464	2.A FE
03040W-BF-1	AMERICAN WATER CAPITAL CORP	09/26/2025	GOLDMAN		333,176	325,000	1,327	2.A FE
04316J-AA-7	ARTHUR J. GALLAGHER & CO.	09/26/2025	GOLDMAN		58,629	66,000	616	2.B FE
04316J-AM-1	ARTHUR J. GALLAGHER & CO.	09/26/2025	GOLDMAN		100,970	99,000	605	2.B FE
04316J-AN-9	ARTHUR J. GALLAGHER & CO.	09/26/2025	GOLDMAN		272,687	270,000	1,700	2.B FE
052769-AJ-5	AUTODESK INC	09/29/2025	Bank of America Securities		298,410	290,000	4,867	2.A FE
059165-EC-0	BALTIMORE GAS AND ELECTRIC CO	09/26/2025	GOLDMAN		86,895	78,000	2,449	1.G FE
059165-ER-7	BALTIMORE GAS AND ELECTRIC CO	09/26/2025	GOLDMAN		134,077	129,000	2,241	1.G FE
06051G-LU-1	BANK OF AMERICA CORP	09/26/2025	GOLDMAN		141,332	132,000	301	1.E FE
06051G-MM-8	BANK OF AMERICA CORP	09/26/2025	GOLDMAN		137,617	132,000	1,313	1.E FE
06051G-MM-6	BANK OF AMERICA CORP	09/26/2025	GOLDMAN		171,890	165,000	3,506	1.E FE
075887-CP-2	BECTON DICKINSON AND CO	09/26/2025	GOLDMAN		71,745	73,000	322	2.B FE
103730-BV-1	BP CAPITAL MARKETS AMERICA INC	09/26/2025	GOLDMAN		228,515	225,000	550	1.E FE
11135F-BP-5	BROADCOM INC	09/26/2025	GOLDMAN		119,976	139,000	1,623	1.G FE
15189X-BH-0	CENTERPOINT ENERGY HOUSTON ELECTRIC LLC	08/04/2025	BANKERS TR CO/PNC BK NA SECS		478,195	480,000	0	1.F FE
172967-NN-7	CITIGROUP INC	09/11/2025	JPMORGAN VPR FTP		756,022	790,000	14,535	1.G FE
20030N-BM-2	COMCAST CORP	09/26/2025	GOLDMAN		395,569	414,000	2,125	1.G FE
20030N-BP-5	COMCAST CORP	09/26/2025	GOLDMAN		347,513	362,000	1,947	1.G FE
22966R-AJ-5	CUBESMART LP	09/26/2025	GOLDMAN		148,346	168,000	513	2.B FE
22966R-AK-2	CUBESMART LP	08/11/2025	WELLS FARGO SECURITIES		315,699	320,000	0	2.B FE
24422E-VS-5	JOHN DEERE CAPITAL CORP	09/26/2025	GOLDMAN		207,058	233,000	1,320	1.E FE
24422E-XU-8	JOHN DEERE CAPITAL CORP	09/26/2025	GOLDMAN		240,270	233,000	3,497	1.E FE
24422E-YF-0	JOHN DEERE CAPITAL CORP	07/21/2025	JP MORGAN SECS INC. - FIXED INCOME		714,314	715,000	0	1.E FE
26442C-BQ-6	DUKE ENERGY CAROLINAS LLC	09/26/2025	GOLDMAN		133,530	129,000	263	1.F FE
26442U-AQ-7	DUKE ENERGY PROGRESS LLC	09/26/2025	GOLDMAN		134,111	129,000	263	1.F FE
26442U-AS-3	DUKE ENERGY PROGRESS LLC	09/26/2025	GOLDMAN		212,910	207,000	411	1.F FE
26442U-AU-8	DUKE ENERGY PROGRESS LLC	09/26/2025	GOLDMAN		263,400	259,000	509	1.F FE
26884A-BP-7	ERP OPERATING LP	09/29/2025	WELLS FARGO SECURITIES		287,045	290,000	562	1.G FE
26884T-AW-2	ERAC USA FINANCE LLC	09/26/2025	GOLDMAN		280,159	285,000	5,741	1.G FE
26884T-AZ-5	ERAC USA FINANCE LLC	09/26/2025	GOLDMAN		267,886	259,000	5,574	1.G FE
277432-AY-6	EASTMAN CHEMICAL CO	09/26/2025	GOLDMAN		213,336	207,000	1,261	2.B FE
277432-AZ-3	EASTMAN CHEMICAL CO	09/26/2025	GOLDMAN		79,469	78,000	628	2.B FE
278062-AD-6	EATON CORP	09/26/2025	GOLDMAN		76,371	78,000	1,274	1.G FE
29273V-AY-6	ENERGY TRANSFER LP	09/26/2025	GOLDMAN		319,170	311,000	6,425	2.B FE
29273V-BE-9	ENERGY TRANSFER LP	09/26/2025	Various		1,670,745	1,611,000	48,791	2.B FE
29444U-BS-4	EQUINIX INC	09/26/2025	GOLDMAN		203,961	233,000	2,168	2.B FE
29444U-BU-9	EQUINIX INC	09/26/2025	GOLDMAN		223,580	233,000	4,140	2.B FE
30225V-AS-6	EXTRA SPACE STORAGE LP	09/26/2025	GOLDMAN		159,489	155,000	1,349	2.B FE
30225V-AU-1	EXTRA SPACE STORAGE LP	09/26/2025	GOLDMAN		131,837	129,000	2,012	2.B FE
30225V-AV-9	EXTRA SPACE STORAGE LP	08/06/2025	JP MORGAN SECS INC. - FIXED INCOME		279,269	280,000	0	2.B FE

E04

STATEMENT AS OF SEPTEMBER 30, 2025 OF THE Humana Health Plan Inc.

**SCHEDULE D - PART 3**

Show All Long-Term Bonds and Stock Acquired During the Current Quarter

1	2	3	4	5	6	7	8	9
CUSIP Identification	Description	Date Acquired	Name of Vendor	Number of Shares of Stock	Actual Cost	Par Value	Paid for Accrued Interest and Dividends	NAIC Designation, NAIC Designation Modifier and SVO Administrative Symbol
337738-BE-7	FISERV INC	09/26/2025	GOLDMAN		189,775	181,000	760	2.B FE
337738-BL-1	FISERV INC	09/26/2025	GOLDMAN		133,315	129,000	273	2.B FE
337738-BQ-0	FISERV INC	09/26/2025	GOLDMAN		261,574	259,000	1,813	2.B FE
361640-NA-2	GE CAPITAL INTERNATIONAL FUNDING COMPANY	09/26/2025	GOLDMAN		319,989	327,000	5,377	1.G FE
369604-BZ-5	GENERAL ELECTRIC CO	07/22/2025	MORGAN STANLEY CO		299,400	300,000	0	1.G FE
37045X-EV-4	GENERAL MOTORS FINANCIAL COMPANY INC	09/26/2025	GOLDMAN		81,104	78,000	2,256	2.B FE
37045X-FC-5	GENERAL MOTORS FINANCIAL COMPANY INC	09/26/2025	GOLDMAN		159,772	155,000	2,083	2.B FE
38141G-YN-8	GOLDMAN SACHS GROUP INC	09/26/2025	GOLDMAN		209,448	233,000	2,710	2.A FE
38141G-ZM-9	GOLDMAN SACHS GROUP INC	09/26/2025	GOLDMAN		189,891	207,000	624	2.A FE
404119-CC-1	HCA INC	09/26/2025	GOLDMAN		114,436	129,000	630	2.C FE
404119-CK-3	HCA INC	09/26/2025	GOLDMAN		145,486	155,000	219	2.C FE
42250G-AA-1	HEALTHPEAK OP LLC	09/11/2025	BNY/SUNTRUST CAPITAL MARKETS		1,090,933	1,055,000	4,253	2.A FE
42250G-AB-9	HEALTHPEAK OP LLC	09/26/2025	GOLDMAN		257,389	259,000	1,538	2.A FE
45687V-AF-3	INGERSOLL RAND INC	09/23/2025	JP MORGAN SECS INC. - FIXED INCOME		303,189	290,000	4,610	2.B FE
459200-LJ-8	INTERNATIONAL BUSINESS MACHINES CORP	09/23/2025	MORGAN STANLEY CO		406,293	395,000	2,853	1.G FE
46647P-BL-9	JPMORGAN CHASE & CO	09/26/2025	GOLDMAN		119,512	129,000	1,419	1.E FE
46647P-CR-5	JPMORGAN CHASE & CO	09/26/2025	GOLDMAN		162,105	181,000	1,804	1.E FE
46647P-CU-8	JPMORGAN CHASE & CO	09/26/2025	GOLDMAN		117,965	129,000	680	1.E FE
48251W-AB-0	KKR & CO INC	08/04/2025	MORGAN STANLEY CO		1,002,508	1,005,000	0	1.F FE
49456B-AG-6	KINDER MORGAN INC	09/26/2025	GOLDMAN		158,067	155,000	2,693	2.B FE
50077L-AL-0	KRAFT HEINZ FOODS CO	09/11/2025	GOLDMAN		1,061,066	1,055,000	8,352	2.B FE
571676-AV-7	MARS INC	09/26/2025	GOLDMAN		129,733	129,000	2,706	1.F FE
571676-AZ-8	MARS INC	09/26/2025	GOLDMAN		185,136	181,000	704	1.F FE
59523U-AR-8	MID-AMERICA APARTMENTS LP	09/26/2025	GOLDMAN		145,669	155,000	166	1.G FE
59523U-AW-7	MID-AMERICA APARTMENTS LP	09/26/2025	GOLDMAN		215,566	207,000	1,341	1.G FE
606822-CD-4	MIITSUBISHI UFJ FINANCIAL GROUP INC	09/26/2025	GOLDMAN		257,102	284,000	1,575	1.G FE
606822-DF-8	MIITSUBISHI UFJ FINANCIAL GROUP INC	09/26/2025	GOLDMAN		295,539	284,000	6,934	1.G FE
61747Y-ED-3	MORGAN STANLEY	09/26/2025	GOLDMAN		228,650	259,000	1,095	1.E FE
61747Y-EL-5	MORGAN STANLEY	09/26/2025	GOLDMAN		235,343	259,000	1,440	1.E FE
61747Y-FL-4	MORGAN STANLEY	09/26/2025	GOLDMAN		161,281	155,000	1,671	1.E FE
61747Y-FT-7	MORGAN STANLEY	09/26/2025	GOLDMAN		159,859	155,000	1,603	1.E FE
639057-AN-8	NATWEST GROUP PLC	09/26/2025	GOLDMAN		382,413	363,000	1,631	1.G FE
639057-AV-0	NATWEST GROUP PLC	09/26/2025	GOLDMAN		335,028	327,000	5,854	1.G FE
64952H-EZ-2	NEW YORK LIFE GLOBAL FUNDING	09/26/2025	GOLDMAN		98,756	99,000	763	1.B FE
64952H-FM-0	NEW YORK LIFE GLOBAL FUNDING	09/26/2025	GOLDMAN		103,022	99,000	971	1.B FE
65339K-BZ-2	NEXTERA ENERGY CAPITAL HOLDINGS INC	09/26/2025	GOLDMAN		365,976	414,000	2,076	2.A FE
65339K-DK-3	NEXTERA ENERGY CAPITAL HOLDINGS INC	09/26/2025	GOLDMAN		68,547	66,000	136	2.A FE
65339K-DL-1	NEXTERA ENERGY CAPITAL HOLDINGS INC	09/11/2025	BNY/SUNTRUST CAPITAL MARKETS		1,418,265	1,355,000	44,719	2.A FE
666807-CL-4	NORTHROP GRUMMAN CORP	09/26/2025	GOLDMAN		393,238	388,000	6,232	2.A FE
666807-CP-5	NORTHROP GRUMMAN CORP	09/26/2025	GOLDMAN		267,876	259,000	4,533	2.A FE
677415-CT-6	OHIO POWER CO	09/26/2025	GOLDMAN		111,468	129,000	431	2.A FE
68389X-BH-7	ORACLE CORP	09/26/2025	GOLDMAN		230,365	259,000	2,050	2.B FE
68389X-DA-0	ORACLE CORP	09/26/2025	GOLDMAN		266,172	259,000	2,216	2.B FE
701094-AN-4	PARKER-HANNIFIN CORP	09/26/2025	GOLDMAN		200,807	207,000	1,962	2.A FE
701094-AS-3	PARKER-HANNIFIN CORP	09/26/2025	GOLDMAN		209,645	207,000	362	2.A FE
713448-GC-6	PEPSICO INC	09/26/2025	GOLDMAN		354,925	347,000	2,506	1.E FE
713448-GK-8	PEPSICO INC	07/21/2025	JP MORGAN SECS INC. - FIXED INCOME		584,906	585,000	0	1.E FE
74153H-CX-5	PRICOA GLOBAL FUNDING I	09/11/2025	JP MORGAN SECS INC. - FIXED INCOME		1,323,101	1,265,000	19,551	1.D FE
74153H-CY-3	PRICOA GLOBAL FUNDING I	09/26/2025	GOLDMAN		320,110	317,000	1,380	1.D FE
74340X-CJ-8	PROLOGIS LP	09/26/2025	GOLDMAN		263,338	259,000	504	1.F FE
74340X-CN-9	PROLOGIS LP	09/26/2025	GOLDMAN		209,579	207,000	1,696	1.F FE
74340X-CR-0	PROLOGIS LP	09/26/2025	GOLDMAN		212,976	207,000	4,287	1.F FE
74460D-AJ-8	PUBLIC STORAGE OPERATING CO	09/26/2025	GOLDMAN		114,223	129,000	1,129	1.F FE
74464A-AD-3	PUBLIC STORAGE OPERATING CO	09/26/2025	GOLDMAN		156,682	155,000	1,916	1.F FE
74949L-AG-7	RELX CAPITAL INC	09/26/2025	GOLDMAN		93,938	91,000	27	1.G FE
775109-CH-2	ROGERS COMMUNICATIONS INC	09/26/2025	GOLDMAN		93,397	99,000	146	2.C FE
776696-AM-8	ROPER TECHNOLOGIES INC	09/26/2025	GOLDMAN		33,206	33,000	220	2.B FE

E04.1

STATEMENT AS OF SEPTEMBER 30, 2025 OF THE Humana Health Plan Inc.

**SCHEDULE D - PART 3**

Show All Long-Term Bonds and Stock Acquired During the Current Quarter

1	2	3	4	5	6	7	8	9
CUSIP Identification	Description	Date Acquired	Name of Vendor	Number of Shares of Stock	Actual Cost	Par Value	Paid for Accrued Interest and Dividends	NAIC Designation, NAIC Designation Modifier and SVO Administrative Symbol
83444M-AQ-4	SOLVENTUM CORP	09/26/2025	GOLDMAN		82,255	79,000	191	2.C FE
842400-FC-2	SOUTHERN CALIFORNIA EDISON CO	09/26/2025	GOLDMAN		117,152	116,000	1,051	1.G FE
842400-HM-8	SOUTHERN CALIFORNIA EDISON CO	09/26/2025	GOLDMAN		159,729	181,000	802	1.G FE
871607-AD-9	SYNOPSIS INC	09/26/2025	GOLDMAN		101,097	99,000	2,640	2.B FE
871607-AE-7	SYNOPSIS INC	09/26/2025	GOLDMAN		406,356	400,000	10,987	2.B FE
87406B-AA-0	TAKEDA US FINANCING INC	09/11/2025	DAIWA SECURITIES AMERICA INC		472,921	460,000	4,651	2.A FE
875127-BN-1	TAMPA ELECTRIC CO	09/26/2025	GOLDMAN		273,634	270,000	1,082	1.G FE
90353T-AU-4	UBER TECHNOLOGIES INC	09/29/2025	Bank of America Securities		205,721	207,000	524	2.A FE
92277G-BA-4	VENTAS REALTY LP	09/26/2025	GOLDMAN		207,050	207,000	2,128	2.A FE
92343V-CQ-5	VERIZON COMMUNICATIONS INC	09/26/2025	GOLDMAN		199,552	207,000	3,744	2.A FE
92343V-CV-4	VERIZON COMMUNICATIONS INC	09/26/2025	GOLDMAN		169,740	181,000	1,589	2.A FE
92343V-GN-8	VERIZON COMMUNICATIONS INC	09/26/2025	GOLDMAN		340,109	388,000	355	2.A FE
92343V-GZ-1	VERIZON COMMUNICATIONS INC	09/26/2025	GOLDMAN		263,328	259,000	6,685	2.A FE
925650-AK-9	VICI PROPERTIES LP	09/26/2025	GOLDMAN		80,644	79,000	2,123	2.C FE
927804-FB-5	VIRGINIA ELECTRIC AND POWER CO	09/26/2025	GOLDMAN		222,428	207,000	4,623	2.A FE
927804-GM-0	VIRGINIA ELECTRIC AND POWER CO	09/26/2025	GOLDMAN		214,820	207,000	1,341	1.G FE
927804-GT-5	VIRGINIA ELECTRIC AND POWER CO	09/26/2025	GOLDMAN		394,596	388,000	777	1.G FE
927804-GV-0	VIRGINIA ELECTRIC AND POWER CO	09/26/2025	Various		1,450,189	1,448,000	1,292	1.G FE
95000U-2G-7	WELLS FARGO & CO	09/26/2025	GOLDMAN		171,300	181,000	2,157	2.A FE
95000U-2J-1	WELLS FARGO & CO	09/26/2025	GOLDMAN		192,278	207,000	710	2.A FE
95000U-2U-6	WELLS FARGO & CO	09/26/2025	GOLDMAN		192,506	207,000	520	2.A FE
<b>0089999999. Subtotal - Issuer Credit Obligations - Corporate Bonds (Unaffiliated)</b>					<b>38,374,922</b>	<b>38,538,000</b>	<b>358,056</b>	<b>XXX</b>
<b>0489999999. Total - Issuer Credit Obligations (Unaffiliated)</b>					<b>92,478,814</b>	<b>93,024,003</b>	<b>749,097</b>	<b>XXX</b>
<b>0499999999. Total - Issuer Credit Obligations (Affiliated)</b>					<b>0</b>	<b>0</b>	<b>0</b>	<b>XXX</b>
<b>0509999997. Total - Issuer Credit Obligations - Part 3</b>					<b>92,478,814</b>	<b>93,024,003</b>	<b>749,097</b>	<b>XXX</b>
<b>0509999998. Total - Issuer Credit Obligations - Part 5</b>					<b>XXX</b>	<b>XXX</b>	<b>XXX</b>	<b>XXX</b>
<b>0509999999. Total - Issuer Credit Obligations</b>					<b>92,478,814</b>	<b>93,024,003</b>	<b>749,097</b>	<b>XXX</b>
3137HM-DN-7	FHR 5564 PE - CMO/RMBS	07/02/2025	Amherst Pierpont Securities		2,493,750	2,500,000	10,417	1.A
3140W1-TE-3	FN FA1448 - RMBS	08/28/2025	CITIGROUP GLOBAL MARKETS INC		4,411,965	4,360,188	18,652	1.A
3140W1-TJ-2	FN FA1452 - RMBS	07/01/2025	CITIGROUP GLOBAL MARKETS INC		1,029,251	1,009,727	168	1.A
3140W2-4Q-1	FN FA2630 - RMBS	08/28/2025	CITIGROUP GLOBAL MARKETS INC		4,641,471	4,587,000	19,622	1.A
3140W2-4R-9	FN FA2631 - RMBS	08/28/2025	CITIGROUP GLOBAL MARKETS INC		3,246,572	3,158,000	14,737	1.A
3140W2-5M-9	FN FA2651 - RMBS	08/28/2025	MIZUHO SECURITIES USA INC		2,210,067	2,192,000	9,377	1.A
3140W2-LM-1	FN FA2131 - RMBS	08/28/2025	CITIGROUP GLOBAL MARKETS INC		319,162	316,271	1,353	1.A
3140W2-YE-5	FN FA2508 - RMBS	08/28/2025	BARCLAYS CAPITAL INC FIXED INC		2,929,036	2,842,000	13,263	1.A
3140Y6-5U-0	FN CC0858 - RMBS	08/28/2025	MORGAN STANLEY CO		9,944,104	9,859,375	42,176	1.A
31418E-3E-8	FN MA5296 - RMBS	07/02/2025	WELLS FARGO SECURITIES		10,807,243	10,810,199	3,303	1.A
31418E-LY-4	FN MA4842 - RMBS	06/03/2025	CITIGROUP GLOBAL MARKETS INC		(171,583)	0	(79)	1.A
31418E-P3-8	FN MA4941 - RMBS	06/03/2025	CITIGROUP GLOBAL MARKETS INC		(100,591)	0	0	1.A
31418F-PF-8	FEDERAL NATIONAL MORTGAGE ASSOCIATION	09/11/2025	MIZUHO SECURITIES USA INC		17,196,372	17,219,241	26,307	1.A
31418F-DE-0	FN MA5852 - RMBS	09/11/2025	MIZUHO SECURITIES USA INC		32,736,978	32,780,515	50,081	1.A
31427M-5A-5	FH SL0840 - RMBS	07/01/2025	CitiGroup		3,053,138	3,047,900	466	1.A
31427P-GM-0	FH SL2003 - RMBS	08/28/2025	MORGAN STANLEY CO		6,768,257	6,683,666	28,591	1.A
<b>1039999999. Subtotal - Asset-Backed Securities - Financial Asset-Backed - Self-Liquidating - Agency Residential Mortgage-Backed Securities - Not/Partially Guaranteed (Not Exempt from RBC)</b>					<b>101,515,193</b>	<b>101,366,083</b>	<b>238,435</b>	<b>XXX</b>
36268V-AD-4	GSMB 24PJ1 A3 - RMBS	07/25/2025	JP MORGAN SECS INC - FIXED INCOME		4,249,517	4,239,076	10,754	1.A FE
73015C-AA-1	PMTLT 24INV2 A1 - RMBS	07/30/2025	PERSHING LLC		5,129,722	5,129,722	25,649	1.A FE
81749E-AA-3	SEMT 2024-HYB1 A1A - RMBS	07/18/2025	MERRILL LYNCH, PIERCE, FENNER & SM/BAS		807,278	808,794	1,998	1.A FE
<b>1059999999. Subtotal - Asset-Backed Securities - Financial Asset-Backed - Self-Liquidating - Non-Agency Residential Mortgage-Backed Securities (Unaffiliated)</b>					<b>10,237,012</b>	<b>10,177,591</b>	<b>38,400</b>	<b>XXX</b>
05494N-AC-5	BBOCMS 2025-5C37 A3 - CMBS	09/05/2025	BARCLAYS CAPITAL INC FIXED INC		9,474,595	9,199,000	30,755	1.A FE
05556C-AC-4	BBOCMS 2025-5C36 A3 - CMBS	07/18/2025	BARCLAYS CAPITAL INC FIXED INC		685,975	666,000	612	1.A FE
05556H-AA-7	BFLD 25FPM A - CMBS	08/20/2025	GOLDMAN		230,000	230,000	352	1.A FE
065934-AY-7	BANK5 2025-5VR16 A3 - CMBS	08/11/2025	Bank of America Securities		2,013,609	1,955,000	7,458	1.A FE
07337D-AC-4	BBOCMS 2025-C35 A5 - CMBS	07/10/2025	BARCLAYS CAPITAL INC FIXED INC		368,728	358,000	1,278	1.A FE
08164R-AC-9	BMARK 2025-V16 A3 - CMBS	07/22/2025	CITIGROUP GLOBAL MARKETS INC		305,906	297,000	538	1.A FE

E04.2

STATEMENT AS OF SEPTEMBER 30, 2025 OF THE Humana Health Plan Inc.

**SCHEDULE D - PART 3**

Show All Long-Term Bonds and Stock Acquired During the Current Quarter

1 CUSIP Identification	2 Description	3 Date Acquired	4 Name of Vendor	5 Number of Shares of Stock	6 Actual Cost	7 Par Value	8 Paid for Accrued Interest and Dividends	9 NAIC Designation, NAIC Designation Modifier and SVO Admini- strative Symbol
081934-AR-2	BMARK 2025-V17 A3 - CMBS	09/11/2025	JPMORGAN VPR FTP		2,369,000	2,300,000	9,078	1.A FE
081935-AW-8	BMARK 2025-B41 A5 - CMBS	08/15/2025	GOLDMAN		472,770	459,000	2,275	1.A FE
125177-AA-5	CENT 25CITY A - CMBS	07/02/2025	Bank of America Securities		1,600,000	1,600,000	4,752	1.A FE
266895-AA-9	DURST 25151 A - CMBS	07/31/2025	WELLS FARGO SECURITIES		560,000	560,000	1,489	1.A FE
35802E-AC-9	FRESB 2025-SB123 10F - CMBS	07/15/2025	WELLS FARGO SECURITIES		454,203	455,000	1,456	1.A FE
44216X-AA-3	HGMT 25HGLR A - CMBS	07/29/2025	GOLDMAN		525,401	517,000	2,275	1.A FE
55616A-AA-5	MAD 2511MD A - CMBS	09/12/2025	WELLS FARGO SECURITIES		2,300,000	2,300,000	7,289	1.A FE
682461-AA-6	AOA 25AOA A - CMBS	07/31/2025	MORGAN STANLEY CO		1,045,000	1,045,000	1,973	1.A FE
1079999999	Subtotal - Asset-Backed Securities - Financial Asset-Backed - Self-Liquidating - Non-Agency Commercial Mortgage-Backed Securities (Unaffiliated)				22,405,187	21,941,000	71,580	XXX
02582J-KT-6	AMXCA 2025-5 A - ABS	07/15/2025	BARCLAYS CAPITAL INC FIXED INC		699,866	700,000	0	1.A FE
591571-VS-9	MetLife Short Term Funding LLC - ABS	08/22/2025	Sterne Agee & Leach Inc		8,035,159	8,039,000	0	1.C FE
1119999999	Subtotal - Asset-Backed Securities - Financial Asset-Backed - Self-Liquidating - Other Financial Asset-Backed Securities - Self-Liquidating (Unaffiliated)				8,735,025	8,739,000	0	XXX
1889999999	Total - Asset-Backed Securities (Unaffiliated)				142,892,416	142,223,674	348,415	XXX
1899999999	Total - Asset-Backed Securities (Affiliated)				0	0	0	XXX
1909999997	Total - Asset-Backed Securities - Part 3				142,892,416	142,223,674	348,415	XXX
1909999998	Total - Asset-Backed Securities - Part 5				XXX	XXX	XXX	XXX
1909999999	Total - Asset-Backed Securities				142,892,416	142,223,674	348,415	XXX
2009999999	Total - Issuer Credit Obligations and Asset-Backed Securities				235,371,230	235,247,677	1,097,512	XXX
4509999997	Total - Preferred Stocks - Part 3				0	XXX	0	XXX
4509999998	Total - Preferred Stocks - Part 5				XXX	XXX	XXX	XXX
4509999999	Total - Preferred Stocks				0	XXX	0	XXX
5989999997	Total - Common Stocks - Part 3				0	XXX	0	XXX
5989999998	Total - Common Stocks - Part 5				XXX	XXX	XXX	XXX
5989999999	Total - Common Stocks				0	XXX	0	XXX
5999999999	Total - Preferred and Common Stocks				0	XXX	0	XXX
6009999999	Totals				235,371,230	XXX	1,097,512	XXX

STATEMENT AS OF SEPTEMBER 30, 2025 OF THE Humana Health Plan Inc.

**SCHEDULE D - PART 4**

Show All Long-Term Bonds and Stock Sold, Redeemed or Otherwise Disposed of During the Current Quarter

1	2	3	4	5	6	7	8	9	Change In Book/Adjusted Carrying Value					15	16	17	18	19	20	21	
									10	11	12	13	14								
CUSIP Identification	Description	Disposal Date	Name of Purchaser	Number of Shares of Stock	Consideration	Par Value	Actual Cost	Prior Year Book/ Adjusted Carrying Value	Unrealized Valuation Increase/ (Decrease)	Current Year's (Amortization)/ Accretion	Current Year's Other Than Temporary Impairment Recognized	Total Change in Book/ Adjusted Carrying Value (10 + 11 - 12)	Total Foreign Exchange Change in Book /Adjusted Carrying Value	Book/ Adjusted Carrying Value at Disposal Date	Foreign Exchange Gain (Loss) on Disposal	Realized Gain (Loss) on Disposal	Total Gain (Loss) on Disposal	Bond Interest/ Stock Dividends Received During Year	Stated Contractual Maturity Date	NAIC Designation, NAIC Designation Modifier and SVO Administrative Symbol	
..91282C-MY-4	UNITED STATES TREASURY	08/28/2025	CITADEL SECURITIES LLC		30,022,215	30,000,000	29,855,910	0	0	19,668	0	19,668	0	29,875,577	0	146,638	146,638	369,905	04/30/2027	1.A	
..91282C-NL-1	UNITED STATES TREASURY	09/22/2025	JP MORGAN SECS INC. - FIXED INCOME		5,011,914	5,000,000	4,989,657	0	0	927	0	927	0	4,990,584	0	21,330	21,330	43,308	06/30/2027	1.A	
0019999999. Subtotal - Issuer Credit Obligations - U.S. Government Obligations (Exempt from RBC)					35,034,129	35,000,000	34,845,567	0	0	20,595	0	20,595	0	34,866,161	0	167,968	167,968	413,213	XXX	XXX	
..31846V-20-3	FIRST AMER:GVT OBLG Y	07/29/2025	Direct		449	449	449	0	0	0	0	0	0	449	0	0	0	3	XXX	1.A FE	
0029999999. Subtotal - Issuer Credit Obligations - Other U.S. Government Obligations (Not Exempt from RBC)					449	449	449	0	0	0	0	0	0	449	0	0	0	0	3	XXX	XXX
..13032U-XG-8	CALIFORNIA HEALTH FACs FING AUTH REV	09/25/2025	MORGAN STANLEY CO		768,535	745,000	845,024	770,158	(9,708)	0	0	(9,708)	0	760,449	0	8,085	8,085	32,180	11/15/2046	1.A	
..341271-AD-6	FLORIDA ST BRD ADMIN FIN CORP REV	07/01/2025	Maturity @ 100.00		200,000	200,000	201,986	200,252	0	(252)	0	(252)	0	200,000	0	0	0	2,516	07/01/2025	1.C FE	
0059999999. Subtotal - Issuer Credit Obligations - Municipal Bonds - Special Revenues					968,535	945,000	1,047,010	970,410	0	(9,961)	0	(9,961)	0	960,449	0	8,085	8,085	34,696	XXX	XXX	
..015271-BA-6	ALEXANDRIA REAL ESTATE EQUITIES INC	09/26/2025	GOLDMAN		653,170	670,000	643,261	109,761	0	592	0	592	0	643,898	0	9,272	9,272	17,111	04/15/2035	2.A FE	
..02665G-GD-7	AMERICAN HONDA FINANCE CORP	09/26/2025	GOLDMAN		2,014,060	2,000,000	1,999,880	0	0	12	0	12	0	1,999,892	0	14,168	14,168	19,969	07/09/2027	1.G FE	
..03027X-BL-3	AMERICAN TOWER CORP	09/26/2025	GOLDMAN		788,816	800,000	743,488	763,855	0	20,559	0	20,559	0	784,414	0	4,402	4,402	12,231	04/15/2026	2.A FE	
..03040W-BA-2	AMERICAN WATER CAPITAL CORP	09/26/2025	GOLDMAN		319,283	320,000	310,826	312,126	0	669	0	669	0	312,795	0	6,488	6,488	11,788	06/01/2032	2.A FE	
..04010L-AY-9	ARES CAPITAL CORP	07/15/2025	Maturity @ 100.00		420,000	420,000	418,681	419,860	0	140	0	140	0	420,000	0	0	0	13,850	07/15/2025	2.B FE	
..059165-ET-3	BALTIMORE GAS AND ELECTRIC CO	09/26/2025	GOLDMAN		580,636	580,000	570,590	0	0	(193)	0	(193)	0	570,397	0	10,239	10,239	11,275	06/01/2035	1.G FE	
..06051G-LH-0	BANK OF AMERICA CORP	09/26/2025	GOLDMAN		1,084,230	1,050,000	1,062,947	0	0	(298)	0	(298)	0	1,062,649	0	21,581	21,581	23,752	04/25/2034	1.E FE	
..075887-CS-6	BECTION DICKINSON AND CO	09/26/2025	GOLDMAN		713,510	700,000	698,215	0	0	84	0	84	0	698,299	0	15,211	15,211	22,952	02/08/2034	2.B FE	
..10373Q-BT-6	BP CAPITAL MARKETS AMERICA INC	09/26/2025	GOLDMAN		294,180	325,000	276,741	283,899	0	3,731	0	3,731	0	287,630	0	6,550	6,550	10,735	01/12/2032	1.E FE	
..15189X-BB-3	CENTERPOINT ENERGY HOUSTON ELECTRIC LLC	09/26/2025	GOLDMAN		279,408	275,000	274,329	274,428	0	42	0	42	0	274,471	0	4,937	4,937	13,537	04/01/2033	1.F FE	
..172967-NN-7	CITIGROUP INC	09/26/2025	GOLDMAN		1,411,149	1,490,000	1,406,280	0	0	1,969	0	1,969	0	1,408,249	0	2,900	2,900	30,078	03/17/2033	1.G FE	
..20030N-EC-1	COMCAST CORP	09/26/2025	GOLDMAN		1,067,354	1,065,000	1,063,978	1,064,145	0	66	0	66	0	1,064,211	0	3,143	3,143	55,575	02/15/2033	1.G FE	
..20030N-EP-2	COMCAST CORP	09/12/2025	Bank of America Securities		3,308,512	3,200,000	3,200,932	0	0	118	0	118	0	3,201,050	0	107,462	107,462	59,831	05/15/2035	1.G FE	
..22822Y-BC-4	CROWN CASTLE INC	09/26/2025	GOLDMAN		383,458	380,000	379,673	379,720	0	20	0	20	0	379,741	0	3,717	3,717	17,857	05/01/2033	2.B FE	
..22966R-AK-2	CUBESMART LP	09/26/2025	GOLDMAN		318,006	320,000	315,699	0	0	44	0	44	0	315,743	0	2,263	2,263	1,777	11/01/2035	2.B FE	
..24422E-YF-0	JOHN DEERE CAPITAL CORP	09/26/2025	GOLDMAN		718,918	715,000	714,314	0	0	(11)	0	(11)	0	714,303	0	4,616	4,616	5,648	10/15/2030	1.E FE	
..26884T-AR-3	ERAC USA FINANCE LLC	09/26/2025	GOLDMAN		791,136	800,000	763,544	773,445	0	10,007	0	10,007	0	783,452	0	7,684	7,684	21,853	12/01/2026	1.G FE	
..26884T-AV-4	ERAC USA FINANCE LLC	09/26/2025	GOLDMAN		1,144,261	1,130,000	1,125,763	1,127,070	0	614	0	614	0	1,127,684	0	16,577	16,577	47,360	05/01/2028	1.G FE	
..278062-AH-7	EATON CORP	09/26/2025	GOLDMAN		93,281	95,000	90,983	91,501	0	264	0	264	0	91,765	0	1,517	1,517	4,096	03/15/2033	1.G FE	
..30225V-AV-9	EXTRA SPACE STORAGE LP	09/26/2025	GOLDMAN		281,095	280,000	279,269	0	0	9	0	9	0	279,278	0	1,817	1,817	1,964	01/15/2033	2.B FE	
..369604-BZ-5	GENERAL ELECTRIC CO	09/26/2025	GOLDMAN		301,257	300,000	299,400	0	0	18	0	18	0	299,418	0	1,839	1,839	2,150	07/29/2030	1.G FE	
..370334-CT-9	GENERAL MILLS INC	09/26/2025	GOLDMAN		303,099	300,000	299,391	299,478	0	39	0	39	0	299,516	0	3,583	3,583	14,850	03/29/2033	2.B FE	
..38141G-ZL-1	GOLDMAN SACHS GROUP INC	09/26/2025	GOLDMAN		758,443	755,000	755,000	755,000	0	0	0	0	0	755,000	0	3,443	3,443	35,516	02/24/2028	1.F FE	
..42250P-AE-3	HEALTHPEAK OP LLC	09/26/2025	GOLDMAN		359,363	350,000	354,501	0	0	(133)	0	(133)	0	354,368	0	4,995	4,995	5,308	12/15/2032	2.A FE	
..446150-BA-1	HUNTINGTON BANCSHARES INC	09/26/2025	GOLDMAN		1,136,498	1,130,000	1,130,000	1,130,000	0	0	0	0	0	1,130,000	0	6,498	6,498	49,192	05/17/2033	2.A FE	
..458200-KS-9	INTERNATIONAL BUSINESS MACHINES CORP	07/27/2025	Maturity @ 100.00		1,030,000	1,030,000	1,030,000	1,030,000	0	0	0	0	0	1,030,000	0	0	0	41,200	07/27/2025	1.G FE	
..548661-EQ-6	LOWE'S COMPANIES INC	09/10/2025	US BANCORP INVESTMENTS INC.		540,514	520,000	520,000	520,000	0	0	0	0	0	520,000	0	20,514	20,514	31,987	07/01/2033	2.A FE	
..666807-QH-3	NORTHROP GRUMMAN CORP	09/26/2025	GOLDMAN		1,019,456	1,015,000	1,013,965	1,014,181	0	62	0	62	0	1,014,243	0	5,213	5,213	49,560	03/15/2033	2.A FE	
..66839X-BE-4	ORACLE CORP	09/26/2025	GOLDMAN		635,677	700,000	627,767	0	0	1,495	0	1,495	0	629,262	0	6,415	6,415	10,162	05/15/2035	2.B FE	
..66839X-OM-5	ORACLE CORP	09/26/2025	GOLDMAN		145,812	145,000	144,719	144,831	0	35	0	35	0	144,866	0	946	946	5,854	05/06/2028	2.B FE	
..701094-AR-5	PARKER-HANNIFIN CORP	09/26/2025	GOLDMAN		2,488,506	2,480,000	2,474,742	2,477,372	0	690	0	690	0	2,478,062	0	10,445	10,445	109,499	09/15/2027	1.G FE	
..713448-GK-8	PEPSICO INC	09/26/2025	GOLDMAN		593,869	585,000	584,906	0	0	1	0	1	0	584,908	0	8,961	8,961	5,363	07/23/2035	1.E FE	
..74340X-CE-9	PROLOGIS LP	09/26/2025	GOLDMAN		1,107,458	1,100,000	1,097,965	1,098,185	0	132	0	132	0	1,098,318	0	9,140	9,140	41,219	06/15/2033	1.F FE	
..74949L-AE-2	RELY CAPITAL INC	09/26/2025	GOLDMAN		172,875	170,000	168,506	168,830	0	100	0	100	0	168,930	0	3,945	3,945	6,931	05/20/2032	1.G FE	
..760759-BC-3	REPUBLIC SERVICES INC	09/26/2025	GOLDMAN		184,055	180,000	179,800	179,196	0	52	0	52	0	179,248	0	4,807	4,807	8,950	04/01/2034	1.G FE	
..92343V-GT-5	VERIZON COMMUNICATIONS INC	09/26/2025	GOLDMAN		107,466	105,000	104,829	104,852	0	11	0	11	0	104,862	0	2,604	2,604	4,713	05/09/2033	2.A FE	
..92343V-GY-4	VERIZON COMMUNICATIONS INC	09/26/2025	GOLDMAN		686,735	700,000	679,203	0	0	483	0	483	0	679,686	0	7,049	7,049	20,820	02/15/2035	2.A FE	
..927804-GK-4	VIRGINIA ELECTRIC AND POWER CO	09/26/2025	GOLDMAN		152,459	150,000	149,580	149,640	0	27	0	27	0	149,666	0	2,792	2,792	7,458	04/01/2033	1.G FE	
..95000U-3A-9	WELLS FARGO & CO	09/26/2025	GOLDMAN		813,364	805,000	805,000	805,000	0	0	0	0	0	805,000	0	8,364	8,364	45,585	07/25/2028	2.A FE	
0089999999. Subtotal - Issuer Credit Obligations - Corporate Bonds (Unaffiliated)					29,201,368	29,115,000	28,757,944	15,476,375	0	41,449	0	41,449	0	28,845,272	0	356,096	356,096	899,157	XXX	XXX	
0489999999. Total - Issuer Credit Obligations (Unaffiliated)					65,204,481	65,060,449	64,650,970	16,446,786	0	52,082	0	52,082	0	64,672,332	0	532,149	532,149	1,347,069	XXX	XXX	

E05

STATEMENT AS OF SEPTEMBER 30, 2025 OF THE Humana Health Plan Inc.

**SCHEDULE D - PART 4**

Show All Long-Term Bonds and Stock Sold, Redeemed or Otherwise Disposed of During the Current Quarter

1	2	3	4	5	6	7	8	9	Change In Book/Adjusted Carrying Value				15	16	17	18	19	20	21		
									10	11	12	13								14	
CUSIP Identification	Description	Disposal Date	Name of Purchaser	Number of Shares of Stock	Consideration	Par Value	Actual Cost	Prior Year Book/Adjusted Carrying Value	Unrealized Valuation Increase/(Decrease)	Current Year's (Amortization)/Accretion	Current Year's Other Than Temporary Impairment Recognized	Total Change in Book/Adjusted Carrying Value (10 + 11 - 12)	Total Foreign Exchange Change in Book /Adjusted Carrying Value	Book/Adjusted Carrying Value at Disposal Date	Foreign Exchange Gain (Loss) on Disposal	Realized Gain (Loss) on Disposal	Total Gain (Loss) on Disposal	Bond Interest/Stock Dividends Received During Year	Stated Contractual Maturity Date	NAIC Designation, NAIC Designation Modifier and SVO Administrative Symbol	
0499999999. Total - Issuer Credit Obligations (Affiliated)				0	0	0	0	0	0	0	0	0	0	0	0	0	0	0	0	XXX	XXX
0509999997. Total - Issuer Credit Obligations - Part 4				65,204,481	65,060,449	64,650,970	16,446,786	0	52,082	0	52,082	0	64,672,332	0	532,149	532,149	1,347,069	XXX	XXX		
0509999998. Total - Issuer Credit Obligations - Part 5				XXX	XXX	XXX	XXX	XXX	XXX	XXX	XXX	XXX	XXX	XXX	XXX	XXX	XXX	XXX	XXX	XXX	XXX
0509999999. Total - Issuer Credit Obligations				65,204,481	65,060,449	64,650,970	16,446,786	0	52,082	0	52,082	0	64,672,332	0	532,149	532,149	1,347,069	XXX	XXX		
..3131XX-NS-6	FH ZM4257 - RMBS	09/01/2025	Paydown		32,256	32,256	34,333	35,195	0	(2,939)	0	(2,939)	0	32,256	0	0	0	761	09/01/2047	1.A	
..3132AD-T9-9	FH ZT1476 - RMBS	09/01/2025	Paydown		705	705	752	775	0	(70)	0	(70)	0	705	0	0	0	16	02/01/2048	1.A	
..3132DM-4N-2	FH SD0829 - RMBS	09/01/2025	Paydown		141,466	141,466	145,926	145,562	0	(4,096)	0	(4,096)	0	141,466	0	0	0	2,831	01/01/2052	1.A	
..3132DN-7K-3	FH SD1798 - RMBS	09/22/2025	Various		97,066	95,389	96,776	96,719	0	(117)	0	(117)	0	96,602	0	464	464	4,220	11/01/2052	1.A	
..3132DN-7L-1	FH SD1799 - RMBS	09/22/2025	Various		190,191	186,828	189,367	189,113	0	(163)	0	(163)	0	188,950	0	1,241	1,241	8,300	11/01/2052	1.A	
..3132DN-E2-5	FH SD1053 - RMBS	09/01/2025	Paydown		31,435	31,435	31,578	31,562	0	(127)	0	(127)	0	31,435	0	0	0	790	06/01/2052	1.A	
..3132DN-G5-6	FH SD1120 - RMBS	09/01/2025	Paydown		33,229	33,229	33,789	33,809	0	(580)	0	(580)	0	33,229	0	0	0	1,074	06/01/2052	1.A	
..3132DN-NS-8	FH SD1301 - RMBS	09/01/2025	Paydown		251,532	251,532	257,546	257,186	0	(5,653)	0	(5,653)	0	251,532	0	0	0	7,855	07/01/2052	1.A	
..3132DN-QH-9	FH SD1356 - RMBS	09/01/2025	Paydown		108,786	108,786	111,148	111,075	0	(2,289)	0	(2,289)	0	108,786	0	0	0	3,454	07/01/2052	1.A	
..3132DN-VJ-9	FH SD1517 - RMBS	09/01/2025	Paydown		9,789	9,789	9,801	9,798	0	(9)	0	(9)	0	9,789	0	0	0	291	09/01/2052	1.A	
..3132DN-Y8-0	FH SD1635 - RMBS	09/22/2025	Various		1,621,296	1,583,837	1,604,624	1,602,756	0	(1,608)	0	(1,608)	0	1,601,149	0	20,147	20,147	70,160	09/01/2052	1.A	
..3132DP-KY-3	FH SD2111 - RMBS	09/10/2025	Various		396,933	403,694	392,829	393,141	0	550	0	550	0	393,600	0	3,243	3,243	14,050	12/01/2052	1.A	
..3132DQ-C6-1	FH SD2793 - RMBS	09/22/2025	Various		345,118	352,036	343,566	343,944	0	342	0	342	0	344,287	0	832	832	12,836	03/01/2053	1.A	
..3132DQ-OV-1	FH SD3168 - RMBS	09/10/2025	Various		1,197,601	1,190,486	1,181,186	1,181,509	0	393	0	393	0	1,181,902	0	15,699	15,699	46,204	06/01/2053	1.A	
..3132DQ-Y6-7	FH SD3433 - RMBS	08/28/2025	Various		4,454,163	4,420,971	4,398,175	0	582	0	582	0	4,398,757	0	55,407	55,407	58,761	06/01/2053	1.A		
..3132DV-LA-1	FH SD7521 - RMBS	09/01/2025	Paydown		53,002	53,002	56,733	56,717	0	(3,715)	0	(3,715)	0	53,002	0	0	0	879	07/01/2050	1.A	
..3132DV-LC-7	FH SD7523 - RMBS	09/01/2025	Paydown		28,703	28,703	30,618	30,619	0	(1,916)	0	(1,916)	0	28,703	0	0	0	477	08/01/2050	1.A	
..3132DV-LV-5	FH SD7540 - RMBS	09/01/2025	Paydown		44,900	44,900	47,355	47,198	0	(2,298)	0	(2,298)	0	44,900	0	0	0	741	05/01/2051	1.A	
..3132WH-GW-9	FH Q43812 - RMBS	09/01/2025	Paydown		561	561	600	600	0	(58)	0	(58)	0	561	0	0	0	15	09/01/2046	1.A	
..31334Y-P5-0	FH QA2244 - RMBS	09/01/2025	Paydown		6,942	6,942	7,369	7,465	0	(522)	0	(522)	0	6,942	0	0	0	138	07/01/2046	1.A	
..3133AS-KA-0	FH QC7489 - RMBS	09/01/2025	Paydown		27,011	27,011	27,456	27,398	0	(387)	0	(387)	0	27,011	0	0	0	373	09/01/2051	1.A	
..3133BG-C6-3	FH QE6393 - RMBS	09/01/2025	Paydown		45,180	45,180	45,448	45,444	0	(264)	0	(264)	0	45,180	0	0	0	1,506	07/01/2052	1.A	
..3133BJ-NS-7	FH QE8501 - RMBS	09/01/2025	Paydown		48,728	48,728	49,002	49,002	0	(274)	0	(274)	0	48,728	0	0	0	1,484	08/01/2052	1.A	
..3133BM-O6-5	FH QF0477 - RMBS	09/01/2025	Paydown		34,407	34,407	34,734	34,745	0	(338)	0	(338)	0	34,407	0	0	0	1,242	09/01/2052	1.A	
..3133BQ-SW-2	FH QF3561 - RMBS	09/01/2025	Paydown		11,832	11,832	12,042	12,048	0	(216)	0	(216)	0	11,832	0	0	0	436	11/01/2052	1.A	
..3133BK-3X-5	FH RA4414 - RMBS	09/01/2025	Paydown		20,728	20,728	22,009	21,968	0	(1,240)	0	(1,240)	0	20,728	0	0	0	347	01/01/2051	1.A	
..3133KM-RT-4	FH RA5898 - RMBS	09/01/2025	Paydown		14,955	14,955	15,201	15,179	0	(224)	0	(224)	0	14,955	0	0	0	203	09/01/2051	1.A	
..3133KN-KX-0	FH RA6610 - RMBS	09/01/2025	Paydown		63,837	63,837	65,134	65,051	0	(1,215)	0	(1,215)	0	63,837	0	0	0	1,292	01/01/2052	1.A	
..3133KP-YM-4	FH RA7916 - RMBS	09/01/2025	Paydown		26,326	26,326	25,639	25,662	0	664	0	664	0	26,326	0	0	0	705	09/01/2052	1.A	
..3133KQ-VZ-6	FH RA8732 - RMBS	09/10/2025	Various		1,588,370	1,574,984	1,567,847	1,567,906	0	252	0	252	0	1,568,157	0	20,213	20,213	60,936	03/01/2053	1.A	
..3137HM-DN-7	FHR 5564 PE - CMO/RMBS	09/01/2025	Paydown		17,768	17,768	17,724	0	44	0	44	0	17,768	0	0	0	0	113	08/25/2054	1.A	
..3138HM-KQ-5	FN A02102 - RMBS	09/01/2025	Paydown		238	238	235	236	0	2	0	2	0	238	0	0	0	5	12/01/2042	1.A	
..3138MR-2P-5	FN A03781 - RMBS	09/01/2025	Paydown		1,632	1,632	1,613	1,613	0	20	0	20	0	1,632	0	0	0	29	12/01/2042	1.A	
..3138MR-DZ-1	FN A03119 - RMBS	09/01/2025	Paydown		107	107	106	106	0	1	0	1	0	107	0	0	0	2	12/01/2042	1.A	
..3140HD-7A-6	FN BK0888 - RMBS	09/01/2025	Paydown		14,287	14,287	15,430	16,662	0	(2,375)	0	(2,375)	0	14,287	0	0	0	368	07/01/2048	1.A	
..3140J8-LX-9	FN BM4197 - RMBS	09/01/2025	Paydown		2,515	2,515	2,668	2,700	0	(185)	0	(185)	0	2,515	0	0	0	51	03/01/2047	1.A	
..3140KV-EU-0	FN B09146 - RMBS	09/01/2025	Paydown		11,748	11,748	12,179	12,143	0	(395)	0	(395)	0	11,748	0	0	0	155	12/01/2050	1.A	
..3140KV-F5-4	FN B09187 - RMBS	09/01/2025	Paydown		36,289	36,289	37,639	37,574	0	(1,285)	0	(1,285)	0	36,289	0	0	0	483	01/01/2051	1.A	
..3140KV-GN-4	FN B09204 - RMBS	09/01/2025	Paydown		9,691	9,691	10,051	10,029	0	(338)	0	(338)	0	9,691	0	0	0	129	01/01/2051	1.A	
..3140KV-SP-2	FN BR0525 - RMBS	09/01/2025	Paydown		25,150	25,150	26,187	26,102	0	(952)	0	(952)	0	25,150	0	0	0	335	12/01/2050	1.A	
..3140LO-C8-8	FN BR1894 - RMBS	09/01/2025	Paydown		22,685	22,685	23,548	23,460	0	(775)	0	(775)	0	22,685	0	0	0	296	01/01/2051	1.A	
..3140LO-D4-6	FN BR1922 - RMBS	09/01/2025	Paydown		8,749	8,749	9,090	9,069	0	(320)	0	(320)	0	8,749	0	0	0	109	01/01/2051	1.A	
..3140LO-DR-5	FN BR1911 - RMBS	09/01/2025	Paydown		10,255	10,255	10,635	10,604	0	(349)	0	(349)	0	10,255	0	0	0	137	01/01/2051	1.A	
..3140MR-2N-6	FN BW0780 - RMBS	09/01/2025	Paydown		5,596	5,596	5,665	5,664	0	(68)	0	(68)	0	5,596	0	0	0	168	08/01/2052	1.A	
..3140MY-AD-4	FN BW6303 - RMBS	09/01/2025	Paydown		242,057	242,057	244,364	244,609	0	(2,552)	0	(2,552)	0	242,057	0	0	0	8,470	08/01/2052	1.A	
..3140N3-A5-8	FN BW9927 - RMBS	09/22/2025	Various		306,322	302,377	306,440	306,177	0	(214)	0	(214)	0	305,963	0	359	359	13,430	10/01/2052	1.A	
..3140O9-4Z-3	FN CA2639 - RMBS	09/10/2025	Various		246,187	248,070	244,077	244,191	0	144	0	144	0	244,334	0	1,853	1,853	8,626	11/01/2048	1.A	
..3140QE-AP-7	FN CA6313 - RMBS	09/01/2025	Paydown		11,679	11,679	12,471	12,617	0	(938)	0	(938)	0	11,679	0	0	0	234	07/01/2050	1.A	
..3140QE-DX-7	FN CA6417 - RMBS	09/01/2025	Paydown		23,641	23,641	25,274	25,506	0	(1,865)	0	(1,865)	0	2							

STATEMENT AS OF SEPTEMBER 30, 2025 OF THE Humana Health Plan Inc.

**SCHEDULE D - PART 4**

Show All Long-Term Bonds and Stock Sold, Redeemed or Otherwise Disposed of During the Current Quarter

1	2	3	4	5	6	7	8	9	Change In Book/Adjusted Carrying Value				15	16	17	18	19	20	21	
									10	11	12	13								14
CUSIP Identification	Description	Disposal Date	Name of Purchaser	Number of Shares of Stock	Consideration	Par Value	Actual Cost	Prior Year Book/Adjusted Carrying Value	Unrealized Valuation Increase/(Decrease)	Current Year's (Amortization)/Accretion	Current Year's Other Than Temporary Impairment Recognized	Total Change in Book/Adjusted Carrying Value (10 + 11 - 12)	Total Foreign Exchange Change in Book /Adjusted Carrying Value	Book/Adjusted Carrying Value at Disposal Date	Foreign Exchange Gain (Loss) on Disposal	Realized Gain (Loss) on Disposal	Total Gain (Loss) on Disposal	Bond Interest/Stock Dividends Received During Year	Stated Contractual Maturity Date	NAIC Designation, NAIC Designation Modifier and SVO Administrative Symbol
..3140QE-KY-7	FN CA6610 - RMBS	09/01/2025	Paydown		28,460	28,460	30,426	30,799	0	(2,339)	0	(2,339)	0	28,460	0	0	0	558	08/01/2050	1.A
..3140QE-YJ-5	FN CA7012 - RMBS	09/01/2025	Paydown		72,617	72,617	74,478	74,388	0	(1,771)	0	(1,771)	0	72,617	0	0	0	963	09/01/2050	1.A
..3140QF-4E-6	FN CA8020 - RMBS	09/01/2025	Paydown		34,581	34,581	36,710	36,558	0	(1,977)	0	(1,977)	0	34,581	0	0	0	601	12/01/2050	1.A
..3140QG-3C-9	FN CA8894 - RMBS	09/01/2025	Paydown		47,575	47,575	50,801	50,556	0	(2,982)	0	(2,982)	0	47,575	0	0	0	802	02/01/2051	1.A
..3140QG-ED-5	FN CA8231 - RMBS	09/01/2025	Paydown		56,340	56,340	60,002	59,699	0	(3,358)	0	(3,358)	0	56,340	0	0	0	918	12/01/2050	1.A
..3140QG-U4-7	FN CA8702 - RMBS	09/01/2025	Paydown		159,692	159,692	170,596	167,736	0	(8,044)	0	(8,044)	0	159,692	0	0	0	2,631	01/01/2036	1.A
..3140QG-ZQ-3	FN CA8850 - RMBS	09/01/2025	Paydown		73,472	73,472	76,158	75,907	0	(2,436)	0	(2,436)	0	73,472	0	0	0	1,008	02/01/2051	1.A
..3140QL-MY-9	FN CB1274 - RMBS	09/01/2025	Paydown		32,557	32,557	34,022	33,894	0	(1,338)	0	(1,338)	0	32,557	0	0	0	534	08/01/2051	1.A
..3140QM-SI-7	FN CB2657 - RMBS	09/01/2025	Paydown		8,163	8,163	8,329	8,313	0	(150)	0	(150)	0	8,163	0	0	0	160	01/01/2052	1.A
..3140QM-VP-6	FN CB2421 - RMBS	09/01/2025	Paydown		69,059	69,059	72,841	72,500	0	(3,441)	0	(3,441)	0	69,059	0	0	0	1,349	12/01/2051	1.A
..3140QP-BG-1	FN CB3638 - RMBS	09/01/2025	Paydown		26,436	26,436	26,866	26,860	0	(424)	0	(424)	0	26,436	0	0	0	774	05/01/2052	1.A
..3140QP-ZB-6	FN CB4337 - RMBS	09/01/2025	Paydown		39,364	39,364	40,090	40,045	0	(681)	0	(681)	0	39,364	0	0	0	1,194	08/01/2052	1.A
..3140QP-ZE-0	FN CB4340 - RMBS	09/01/2025	Paydown		41,643	41,643	41,813	41,788	0	(145)	0	(145)	0	41,643	0	0	0	1,295	08/01/2052	1.A
..3140QQ-F6-7	FN CB4688 - RMBS	09/01/2025	Paydown		135,871	135,871	139,862	139,806	0	(3,935)	0	(3,935)	0	135,871	0	0	0	4,514	09/01/2052	1.A
..3140QQ-GA-7	FN CB4692 - RMBS	09/01/2025	Paydown		29,787	29,787	30,485	30,435	0	(648)	0	(648)	0	29,787	0	0	0	1,066	09/01/2052	1.A
..3140QQ-LM-5	FN CB5087 - RMBS	09/01/2025	Paydown		2,157	2,157	2,201	2,197	0	(40)	0	(40)	0	2,157	0	0	0	78	11/01/2052	1.A
..3140W1-TJ-2	FN FA1448 - RMBS	09/01/2025	Paydown		33,308	33,308	33,703	33,308	0	(396)	0	(396)	0	33,308	0	0	0	153	04/01/2055	1.A
..3140W1-TJ-2	FN FA1452 - RMBS	08/28/2025	Various		1,033,326	1,009,727	1,029,251	0	(528)	0	(528)	0	1,028,723	0	4,603	4,603	9,755	04/01/2055	1.A	
..3140W2-40-1	FN FA2630 - RMBS	09/01/2025	Paydown		4,637	4,637	4,692	0	(55)	0	(55)	0	4,637	0	0	0	21	08/01/2055	1.A	
..3140W2-4R-9	FN FA2631 - RMBS	09/01/2025	Paydown		2,945	2,945	3,028	0	(83)	0	(83)	0	2,945	0	0	0	15	08/01/2055	1.A	
..3140W2-5M-9	FN FA2651 - RMBS	09/22/2025	Various		2,217,186	2,192,000	2,210,067	0	(194)	0	(194)	0	2,209,873	0	7,313	7,313	17,343	07/01/2055	1.A	
..3140W2-LM-1	FN FA2131 - RMBS	09/22/2025	Various		319,911	316,271	319,162	0	(31)	0	(31)	0	319,131	0	780	780	2,504	06/01/2055	1.A	
..3140W2-YE-5	FN FA2508 - RMBS	09/01/2025	Paydown		15,110	15,110	15,573	0	(463)	0	(463)	0	15,110	0	0	0	76	07/01/2055	1.A	
..3140X4-DF-0	FN FM1001 - RMBS	09/01/2025	Paydown		824	824	879	904	0	(79)	0	(79)	0	824	0	0	0	19	11/01/2048	1.A
..3140X6-UC-3	FN FM3278 - RMBS	09/01/2025	Paydown		532	532	568	583	0	(51)	0	(51)	0	532	0	0	0	12	11/01/2048	1.A
..3140X8-3F-2	FN FM5297 - RMBS	09/01/2025	Paydown		12,079	12,079	12,913	13,114	0	(1,036)	0	(1,036)	0	12,079	0	0	0	256	11/01/2050	1.A
..3140X8-66-8	FN FM4720 - RMBS	09/01/2025	Paydown		21,187	21,187	22,637	22,868	0	(1,681)	0	(1,681)	0	21,187	0	0	0	424	10/01/2050	1.A
..3140X8-UU-9	FN FM5094 - RMBS	09/01/2025	Paydown		112,436	112,436	120,153	124,002	0	(11,566)	0	(11,566)	0	112,436	0	0	0	2,607	06/01/2049	1.A
..3140X8-WR-4	FN FM5155 - RMBS	09/01/2025	Paydown		3,454	3,454	3,590	3,574	0	(120)	0	(120)	0	3,454	0	0	0	44	12/01/2050	1.A
..3140X8-Y6-8	FN FM5232 - RMBS	09/01/2025	Paydown		3,984	3,984	4,259	4,308	0	(325)	0	(325)	0	3,984	0	0	0	80	06/01/2050	1.A
..3140X8-Y7-6	FN FM5233 - RMBS	09/01/2025	Paydown		9,455	9,455	10,068	10,068	0	(613)	0	(613)	0	9,455	0	0	0	199	11/01/2050	1.A
..3140X8-YK-7	FN FM5213 - RMBS	09/01/2025	Paydown		13,201	13,201	13,740	13,702	0	(501)	0	(501)	0	13,201	0	0	0	176	12/01/2050	1.A
..3140X9-JB-2	FN FM5657 - RMBS	09/01/2025	Paydown		1,623	1,623	1,730	1,751	0	(128)	0	(128)	0	1,623	0	0	0	33	12/01/2050	1.A
..3140X9-JK-2	FN FM5665 - RMBS	09/01/2025	Paydown		938	938	1,000	1,023	0	(86)	0	(86)	0	938	0	0	0	21	08/01/2048	1.A
..3140XB-X7-0	FN FM7901 - RMBS	09/01/2025	Paydown		19,828	19,828	20,754	20,647	0	(819)	0	(819)	0	19,828	0	0	0	318	07/01/2051	1.A
..3140XC-4Z-8	FN FM8939 - RMBS	09/01/2025	Paydown		60,235	60,235	60,805	60,740	0	(504)	0	(504)	0	60,235	0	0	0	789	10/01/2051	1.A
..3140XC-YX-0	FN FM8925 - RMBS	09/01/2025	Paydown		15,098	15,098	15,347	15,319	0	(221)	0	(221)	0	15,098	0	0	0	207	09/01/2051	1.A
..3140XD-2J-4	FN FM9776 - RMBS	09/01/2025	Paydown		178,592	178,592	183,392	183,164	0	(4,572)	0	(4,572)	0	178,592	0	0	0	3,404	11/01/2051	1.A
..3140XF-LL-3	FN FS0330 - RMBS	09/01/2025	Paydown		90,318	90,318	93,380	93,126	0	(2,809)	0	(2,809)	0	90,318	0	0	0	1,827	01/01/2052	1.A
..3140XG-CH-0	FN FS0971 - RMBS	09/01/2025	Paydown		27,461	27,461	27,616	27,605	0	(144)	0	(144)	0	27,461	0	0	0	621	01/01/2052	1.A
..3140XG-TV-1	FN FS1463 - RMBS	09/01/2025	Paydown		48,584	48,584	47,263	47,316	0	1,268	0	1,268	0	48,584	0	0	0	1,297	05/01/2051	1.A
..3140XG-WM-7	FN FS1551 - RMBS	09/01/2025	Paydown		13,701	13,701	13,804	13,795	0	(93)	0	(93)	0	13,701	0	0	0	398	03/01/2050	1.A
..3140XH-3U-9	FN FS2610 - RMBS	09/01/2025	Paydown		26,512	26,512	26,922	26,906	0	(395)	0	(395)	0	26,512	0	0	0	795	08/01/2052	1.A
..3140XH-6Y-8	FN FS2686 - RMBS	09/01/2025	Paydown		15,570	15,570	15,682	15,688	0	(118)	0	(118)	0	15,570	0	0	0	483	08/01/2052	1.A
..3140XJ-LC-5	FN FS3022 - RMBS	09/01/2025	Paydown		17,469	17,469	16,978	17,000	0	469	0	469	0	17,469	0	0	0	497	10/01/2052	1.A
..3140XJ-WK-5	FN FS3349 - RMBS	09/10/2025	Various		1,594,396	1,615,742	1,581,408	1,581,928	0	1,145	0	1,145	0	1,583,073	0	11,323	11,323	56,400	09/01/2052	1.A
..3140Y6-SU-0	FN CC0858 - RMBS	09/22/2025	Various		9,972,514	9,859,375	9,944,104	0	(1,376)	0	(1,376)	0	9,942,728	0	29,786	29,786	77,967	08/01/2055	1.A	
..31410L-XE-7	FN 890877 - RMBS	09/01/2025	Paydown		1,726	1,726	1,841	1,889	0	(163)	0	(163)	0	1,726	0	0	0	39	07/01/2048	1.A
..31418C-MG-6	FN MA3058 - RMBS	09/01/2025	Paydown		91,528	91,528	98,999	102,720	0	(11,192)	0	(11,192)	0	91,528	0	0	0	2,413	07/01/2047	1.A
..31418C-U7-7	FN MA3305 - RMBS	09/01/2025	Paydown		1,245	1,245	1,328	1,366	0	(121)	0	(121)	0	1,245	0	0	0	29	03/01/2048	1.A
..31418C-V2-7	FN MA3332 - RMBS	09/01/2025	Paydown		2,352	2,352	2,508	2,586	0	(234)	0	(234)	0	2,352	0	0	0	55	04/01/2048	1.A
..31418D-HL-9	FN MA3834 - RMBS	09/01/2025	Paydown		26,709	26,709	27,906	28,630	0	(1,921)	0	(1,921)	0	26,709	0	0	0	536	11/01/2049	1.A
..31418E-3E-8	FN MA5296 - RMBS	08/28/2025	Various		10,899,682	10,810,199	10,807,243	0	(280)	0	(2									

STATEMENT AS OF SEPTEMBER 30, 2025 OF THE Humana Health Plan Inc.

**SCHEDULE D - PART 4**

Show All Long-Term Bonds and Stock Sold, Redeemed or Otherwise Disposed of During the Current Quarter

1	2	3	4	5	6	7	8	9	Change In Book/Adjusted Carrying Value					15	16	17	18	19	20	21	
									10	11	12	13	14								
CUSIP Identification	Description	Disposal Date	Name of Purchaser	Number of Shares of Stock	Consideration	Par Value	Actual Cost	Prior Year Book/ Adjusted Carrying Value	Unrealized Valuation Increase/ (Decrease)	Current Year's (Amortization)/ Accretion	Current Year's Other Than Temporary Impairment Recognized	Total Change in Book/ Adjusted Carrying Value (10 + 11 - 12)	Total Foreign Exchange Change in Book /Adjusted Carrying Value	Book/ Adjusted Carrying Value at Disposal Date	Foreign Exchange Gain (Loss) on Disposal	Realized Gain (Loss) on Disposal	Total Gain (Loss) on Disposal	Bond Interest/ Stock Dividends Received During Year	Stated Contractual Maturity Date	NAIC Designation, NAIC Designation Modifier and SVO Administrative Symbol	
..31418E-LY-4	FN MA4842 - RMBS	08/28/2025	Various		16,112,913	15,982,274	15,889,877	0	0	1,908	0	1,908	0	15,891,785	0	221,128	221,128	212,794	12/01/2052	1.A	
..31418E-P3-8	FN MA4941 - RMBS	09/10/2025	Various		8,941,280	8,799,519	8,740,397	0	0	1,936	0	1,936	0	8,742,333	0	198,948	198,948	132,710	03/01/2053	1.A	
..31418E-YM-6	FN MAS215 - RMBS	08/28/2025	Various		7,216,486	7,157,485	7,139,742	0	0	203	0	203	0	7,139,945	0	76,541	76,541	161,264	12/01/2053	1.A	
..31418E-ZL-7	FN MAS246 - RMBS	08/28/2025	Various		2,698,597	2,676,666	2,670,811	0	0	123	0	123	0	2,670,933	0	27,663	27,663	60,202	01/01/2054	1.A	
..31427M-5A-5	FH SL0840 - RMBS	08/28/2025	Various		3,068,578	3,047,900	3,053,138	0	0	(301)	0	(301)	0	3,052,837	0	15,741	15,741	26,836	03/01/2055	1.A	
..31427N-XII-4	FH SL1592 - RMBS	08/28/2025	Various		13,190,172	13,093,000	13,004,009	0	0	3,804	0	3,804	0	13,007,813	0	182,359	182,359	173,562	06/01/2055	1.A	
..31427P-GM-0	FH SL2003 - RMBS	09/22/2025	Various		6,785,363	6,683,666	6,768,257	0	0	(1,670)	0	(1,670)	0	6,766,587	0	18,776	18,776	52,731	08/01/2055	1.A	
<b>1039999999 Subtotal - Asset-Backed Securities - Financial Asset-Backed - Self-Liquidating - Agency Residential Mortgage-Backed Securities - Not/Partially Guaranteed (Not Exempt from RBC)</b>					101,920,559	101,245,481	100,919,008	14,882,739	0	(94,976)	0	(94,976)	0	100,836,716	0	1,083,842	1,083,842	1,589,279	XXX	XXX	
..05946X-BV-4	BAFC 2003-1 A1 - CMO/RMBS	08/01/2025	Paydown		11	11	11	11	0	0	0	0	0	11	0	0	0	0	05/20/2033	1.D FE	
..17329M-CL-1	CMLT1 21J2 A7A - CMO/RMBS	09/01/2025	Paydown		5,326	5,326	5,437	5,421	0	(95)	0	(95)	0	5,326	0	0	0	92	07/25/2051	1.A FE	
..33852H-AB-8	FSMT 2021- 81NV A3 - CMO/RMBS	09/01/2025	Paydown		2,661	2,661	2,705	2,701	0	(40)	0	(40)	0	2,661	0	0	0	45	09/25/2051	1.A FE	
..33852J-AE-8	FSMT 217 A5 - CMO/RMBS	09/01/2025	Paydown		20,675	20,675	21,102	21,019	0	(344)	0	(344)	0	20,675	0	0	0	358	08/25/2051	1.A FE	
..36262L-AJ-9	GSMS 2021-PJ6 A8 - CMO/RMBS	09/01/2025	Paydown		20,080	20,080	20,566	20,461	0	(381)	0	(381)	0	20,080	0	0	0	340	11/27/2051	1.A FE	
..36262M-AJ-5	GSMS 21PJ8 A8 - CMO/RMBS	09/01/2025	Paydown		22,460	22,460	22,983	22,891	0	(431)	0	(431)	0	22,460	0	0	0	369	01/25/2052	1.A FE	
..36263C-AH-2	GSMS 2021-PJ9 A8 - CMO/RMBS	09/01/2025	Paydown		9,274	9,274	9,477	9,442	0	(168)	0	(168)	0	9,274	0	0	0	152	02/26/2052	1.A FE	
..36264R-BH-7	GSMS 22PJ4 A24 - CMO/RMBS	09/01/2025	Paydown		5,546	5,546	5,242	5,282	0	263	0	263	0	5,546	0	0	0	145	09/25/2052	1.A FE	
..36268V-AD-4	GSMS 24PJ1 A3 - RMBS	09/01/2025	Paydown		214,905	214,905	215,434	0	0	(529)	0	(529)	0	214,905	0	0	0	1,680	06/25/2054	1.A FE	
..46654A-AF-6	JPMIT 2110 A4 - CMO/RMBS	09/01/2025	Paydown		6,345	6,345	6,500	6,470	0	(125)	0	(125)	0	6,345	0	0	0	110	12/26/2051	1.A FE	
..46655H-AH-4	JPMIT 221 A4 - CMO/RMBS	09/01/2025	Paydown		16,292	16,292	16,145	16,203	0	89	0	89	0	16,292	0	0	0	270	07/25/2052	1.A FE	
..46655L-AE-4	JPMIT 22LTV2 A3 - RMBS	09/01/2025	Paydown		10,415	10,415	8,796	8,912	0	1,503	0	1,503	0	10,415	0	0	0	242	09/25/2052	1.A FE	
..58549R-AJ-5	MELLO 21MTG3 A9 - CMO/RMBS	09/01/2025	Paydown		1,835	1,835	1,874	1,865	0	(30)	0	(30)	0	1,835	0	0	0	30	07/25/2051	1.A FE	
..61772C-AH-4	MSRM 2021-3 A4 - CMO/RMBS	09/01/2025	Paydown		19,151	19,151	19,546	19,471	0	(320)	0	(320)	0	19,151	0	0	0	338	06/26/2051	1.A FE	
..61772M-AH-2	MSRM 2021-4 A4 - CMO/RMBS	09/01/2025	Paydown		5,502	5,502	5,649	5,624	0	(121)	0	(121)	0	5,502	0	0	0	92	07/25/2051	1.A FE	
..61772N-AQ-0	MSRM 2021-5 A4 - CMO/RMBS	09/01/2025	Paydown		3,948	3,948	4,040	4,026	0	(78)	0	(78)	0	3,948	0	0	0	63	08/25/2051	1.A FE	
..729907-AB-1	PMTLT 251NV5 A2 - RMBS	09/01/2025	Paydown		70,241	70,241	70,494	0	0	(252)	0	(252)	0	70,241	0	0	0	1,098	05/25/2056	1.A FE	
..73015C-AA-1	PMTLT 241NV2 A1 - RMBS	09/01/2025	Paydown		155,429	143,293	144,703	0	0	10,726	0	10,726	0	155,429	0	0	0	1,117	12/25/2059	1.A FE	
..74936R-AE-4	RCKT 212 A5 - CMO/RMBS	09/01/2025	Paydown		22,363	22,363	22,831	22,753	0	(390)	0	(390)	0	22,363	0	0	0	360	06/26/2051	1.A FE	
..81749E-AA-3	SEMT 2024-HYB1 A1A - RMBS	09/01/2025	Paydown		42,650	42,650	42,570	0	0	80	0	80	0	42,650	0	0	0	247	11/26/2063	1.A FE	
<b>1059999999 Subtotal - Asset-Backed Securities - Financial Asset-Backed - Self-Liquidating - Non-Agency Residential Mortgage-Backed Securities (Unaffiliated)</b>					655,110	642,973	646,105	172,553	0	9,355	0	9,355	0	655,110	0	0	0	7,145	XXX	XXX	
..05610H-AA-1	BX 22LP2 A - CMBS	09/15/2025	Paydown		328,639	328,639	327,234	328,736	0	(97)	0	(97)	0	328,639	0	0	0	13,228	02/15/2039	1.A FE	
..302987-AE-2	FRESB 2020-SB70 A1H - CMBS	09/01/2025	Paydown		38,516	38,516	38,696	40,923	0	(2,407)	0	(2,407)	0	38,516	0	0	0	606	10/25/2039	2.C FE	
..35802E-AC-9	FRESB 2025-SB123 10F - CMBS	09/01/2025	Paydown		66	66	65	0	0	0	0	0	0	66	0	0	0	0	05/25/2035	1.A FE	
..44216X-AA-3	HGMT 25HGLR A - CMBS	09/25/2025	Bank of America Securities		947,411	917,000	928,651	0	0	(174)	0	(174)	0	928,477	0	18,934	18,934	14,040	02/07/2045	1.A FE	
..46590M-AQ-3	JPMCC 2016-JP2 A3 - CMBS	09/01/2025	Paydown		278,629	278,629	293,181	282,888	0	(4,259)	0	(4,259)	0	278,629	0	0	0	5,144	08/17/2049	1.A FE	
..61765T-AF-0	MSBAM 2015-C25 A5 - CMBS	08/15/2025	Paydown		690,151	690,151	773,509	700,869	0	(10,718)	0	(10,718)	0	690,151	0	0	0	15,381	10/19/2048	1.A FE	
..682461-AA-6	AOA 25AOA A - CMBS	09/25/2025	Bank of America Securities		1,057,409	1,045,000	1,045,000	0	0	0	0	0	0	1,045,000	0	12,409	12,409	8,346	08/13/2042	1.A FE	
..94989W-AS-6	WFCM 2015-C31 A4 - CMBS	09/01/2025	Paydown		2,440,213	2,440,213	2,542,652	2,448,107	0	(7,894)	0	(7,894)	0	2,440,213	0	0	0	61,680	11/18/2048	1.A FE	
<b>1079999999 Subtotal - Asset-Backed Securities - Financial Asset-Backed - Self-Liquidating - Non-Agency Commercial Mortgage-Backed Securities (Unaffiliated)</b>					5,781,035	5,738,214	5,948,989	3,801,523	0	(25,548)	0	(25,548)	0	5,749,691	0	31,344	31,344	118,426	XXX	XXX	
..81881Q-AS-5	SHACK 2013-III AR - CDO	07/15/2025	Paydown		229,226	229,226	229,226	229,226	0	0	0	0	0	229,226	0	0	0	10,061	07/15/2030	1.A FE	
<b>1099999999 Subtotal - Asset-Backed Securities - Financial Asset-Backed - Self-Liquidating - Non-Agency - CLOs/CBOs/CDOs (Unaffiliated)</b>					229,226	229,226	229,226	229,226	0	0	0	0	0	0	229,226	0	0	0	10,061	XXX	XXX
..19425A-AA-2	CASL 2021-B A1 - ABS	09/25/2025	Paydown		2,343	2,343	2,343	2,343	0	0	0	0	0	2,343	0	0	0	83	06/25/2052	1.A FE	
..47800C-AC-0	JDOT 2023 A3 - ABS	09/15/2025	Paydown		115,828	115,828	115,806	115,821	0	7	0	7	0	115,828	0	0	0	3,882	11/15/2027	1.A FE	
..59157T-WS-9	MetLife Short Term Funding LLC - ABS	08/26/2025	Maturity @ 100.00		8,039,000	8,039,000	8,035,159	0	0	3,841	0	3,841	0	8,039,000	0	0	0	0	08/26/2025	1.C FE	
..61946U-AA-0	MSAIC 2022-2 A - ABS	09/20/2025	Paydown		10,350	10,350	10,245	10,255	0	95	0	95	0	10,350	0	0	0	304	01/21/2053	1.D FE	
..63942L-AA-0	NAVSL 21B A - ABS	09/15/2025	Paydown		16,924	16,924	16,923	16,923	0	1	0	1	0	16,924	0	0	0	106	07/15/2069	1.A FE	
..68267H-AA-5	OMFIT 2022-S1 A - ABS	09/14/2025	Paydown		107,701	107,701	107,682	107,695	0	6	0	6	0	107,701	0	0	0	2,953	05/14/2035	1.A FE	
..68270D-AA-9	OMFIT 2025-1 A - ABS	09/26/2025	MUFG SECURITIES AMERICAS INC.		3,025,195	3,000,000	2,999,684	0	0	15	0	15	0	2,999,699	0	25,496	25,496	38,158	07/14/2038	1.A FE	

E05.3

STATEMENT AS OF SEPTEMBER 30, 2025 OF THE Humana Health Plan Inc.

**SCHEDULE D - PART 4**

Show All Long-Term Bonds and Stock Sold, Redeemed or Otherwise Disposed of During the Current Quarter

1	2	3	4	5	6	7	8	9	Change In Book/Adjusted Carrying Value					15	16	17	18	19	20	21	
									10	11	12	13	14								
CUSIP Identification	Description	Disposal Date	Name of Purchaser	Number of Shares of Stock	Consideration	Par Value	Actual Cost	Prior Year Book/Adjusted Carrying Value	Unrealized Valuation Increase/(Decrease)	Current Year's (Amortization)/Accretion	Current Year's Other Than Temporary Impairment Recognized	Total Change in Book/Adjusted Carrying Value (10 + 11 - 12)	Total Foreign Exchange Change in Book /Adjusted Carrying Value	Book/Adjusted Carrying Value at Disposal Date	Foreign Exchange Gain (Loss) on Disposal	Realized Gain (Loss) on Disposal	Total Gain (Loss) on Disposal	Bond Interest/Stock Dividends Received During Year	Stated Contractual Maturity Date	NAIC Designation, NAIC Designation Modifier and SVO Administrative Symbol	
..891950-AA-5	TALNT 2025-1 A - ABS	09/26/2025	BONY/TORONTO DOMINION SECURITI		3,588,064	3,525,000	3,523,958	0	0	.72	0	.72	0	3,524,029	0	64,035	64,035	48,718	05/25/2038	1.A FE	
..92348K-EK-5	VZMT 2025-6 A - ABS	09/25/2025	WELLS FARGO SECURITIES		3,514,932	3,457,000	3,456,505	0	0	.20	0	.20	0	3,456,525	0	58,407	58,407	40,816	06/21/2033	1.A FE	
<b>1119999999. Subtotal - Asset-Backed Securities - Financial Asset-Backed - Self-Liquidating - Other Financial Asset-Backed Securities - Self-Liquidating (Unaffiliated)</b>					18,420,336	18,274,144	18,268,305	253,036	0	4,056	0	4,056	0	18,272,397	0	147,939	147,939	135,019	XXX	XXX	
..29374F-AB-9	EFF 223 A2 - ABS	09/20/2025	Paydown		42,378	42,378	42,372	42,377	0	.1	0	.1	0	42,378	0	0	0	1,195	07/20/2029	1.A FE	
..29375T-AD-4	EFF 252 A4 - ABS	09/10/2025	US BANCORP INVESTMENTS INC.		781,406	769,000	768,943	0	0	(26,560)	0	(26,560)	0	742,383	0	39,023	39,023	12,229	12/22/2031	1.A FE	
<b>1519999999. Subtotal - Asset-Backed Securities - Non-Financial Asset-Backed Securities - Practical Expedient - Lease-Backed Securities - Practical Expedient (Unaffiliated)</b>					823,784	811,378	811,315	42,377	0	(26,559)	0	(26,559)	0	784,761	0	39,023	39,023	13,424	XXX	XXX	
..185512-AA-8	QNL 2022-A A1 - ABS	09/01/2025	Paydown		27,642	27,642	27,639	27,786	0	(144)	0	(144)	0	27,642	0	0	0	1,110	03/01/2033	1.A FE	
..491393-AA-2	AEP 2025 A - ABS	09/26/2025	GOLDMAN		879,350	860,000	859,818	0	0	.76	0	.76	0	859,893	0	19,457	19,457	13,537	09/01/2047	1.A FE	
..88240T-AA-9	ERCOTT 2022 A1 - ABS	08/01/2025	Paydown		40,273	40,273	40,272	40,275	0	(2)	0	(2)	0	40,273	0	0	0	1,718	08/01/2036	1.A FE	
<b>1539999999. Subtotal - Asset-Backed Securities - Non-Financial Asset-Backed Securities - Practical Expedient - Other Non-Financial Asset-Backed Securities Securities - Practical Expedient (Unaffiliated)</b>					947,265	927,915	927,729	68,060	0	(70)	0	(70)	0	927,808	0	19,457	19,457	16,365	XXX	XXX	
<b>1889999999. Total - Asset-Backed Securities (Unaffiliated)</b>					128,777,315	127,869,331	127,750,677	19,449,515	0	(133,741)	0	(133,741)	0	127,455,710	0	1,321,605	1,321,605	1,889,719	XXX	XXX	
<b>1899999999. Total - Asset-Backed Securities (Affiliated)</b>					0	0	0	0	0	0	0	0	0	0	0	0	0	0	0	XXX	XXX
<b>1909999997. Total - Asset-Backed Securities - Part 4</b>					128,777,315	127,869,331	127,750,677	19,449,515	0	(133,741)	0	(133,741)	0	127,455,710	0	1,321,605	1,321,605	1,889,719	XXX	XXX	
<b>1909999998. Total - Asset-Backed Securities - Part 5</b>					XXX	XXX	XXX	XXX	XXX	XXX	XXX	XXX	XXX	XXX	XXX	XXX	XXX	XXX	XXX	XXX	XXX
<b>1909999999. Total - Asset-Backed Securities</b>					128,777,315	127,869,331	127,750,677	19,449,515	0	(133,741)	0	(133,741)	0	127,455,710	0	1,321,605	1,321,605	1,889,719	XXX	XXX	
<b>2009999999. Total - Issuer Credit Obligations and Asset-Backed Securities</b>					193,981,796	192,929,780	192,401,647	35,896,300	0	(81,659)	0	(81,659)	0	192,128,042	0	1,853,754	1,853,754	3,236,788	XXX	XXX	
<b>4509999997. Total - Preferred Stocks - Part 4</b>					0	XXX	0	0	0	0	0	0	0	0	0	0	0	0	0	XXX	XXX
<b>4509999998. Total - Preferred Stocks - Part 5</b>					XXX	XXX	XXX	XXX	XXX	XXX	XXX	XXX	XXX	XXX	XXX	XXX	XXX	XXX	XXX	XXX	XXX
<b>4509999999. Total - Preferred Stocks</b>					0	XXX	0	0	0	0	0	0	0	0	0	0	0	0	0	XXX	XXX
<b>5989999997. Total - Common Stocks - Part 4</b>					0	XXX	0	0	0	0	0	0	0	0	0	0	0	0	0	XXX	XXX
<b>5989999998. Total - Common Stocks - Part 5</b>					XXX	XXX	XXX	XXX	XXX	XXX	XXX	XXX	XXX	XXX	XXX	XXX	XXX	XXX	XXX	XXX	XXX
<b>5989999999. Total - Common Stocks</b>					0	XXX	0	0	0	0	0	0	0	0	0	0	0	0	0	XXX	XXX
<b>5999999999. Total - Preferred and Common Stocks</b>					0	XXX	0	0	0	0	0	0	0	0	0	0	0	0	0	XXX	XXX
<b>6009999999 - Totals</b>					193,981,796	192,929,780	192,401,647	35,896,300	0	(81,659)	0	(81,659)	0	192,128,042	0	1,853,754	1,853,754	3,236,788	XXX	XXX	

E05.4

Schedule DB - Part A - Section 1 - Options, Caps, Floors, Collars, Swaps and Forwards Open

**N O N E**

Schedule DB - Part B - Section 1 - Futures Contracts Open

**N O N E**

Schedule DB - Part B - Section 1B - Brokers with whom cash deposits have been made

**N O N E**

Schedule DB - Part D - Section 1 - Counterparty Exposure for Derivative Instruments Open

**N O N E**

Schedule DB - Part D-Section 2 - Collateral for Derivative Instruments Open - Pledged By

**N O N E**

Schedule DB - Part D-Section 2 - Collateral for Derivative Instruments Open - Pledged To

**N O N E**

Schedule DB - Part E - Derivatives Hedging Variable Annuity Guarantees

**N O N E**

STATEMENT AS OF SEPTEMBER 30, 2025 OF THE Humana Health Plan Inc.

**SCHEDULE DL - PART 1**  
**SECURITIES LENDING COLLATERAL ASSETS**

Reinvested Collateral Assets Owned Current Statement Date  
(Securities lending collateral assets reported in aggregate on Line 10 of the Assets page (Line 9 for Separate Accounts)  
and not included on Schedules A, B, BA, D, DB and E)

1	2	3	4	5	6	7
CUSIP Identification	Description	Restricted Asset Code	NAIC Designation, NAIC Designation Modifier and SVO Administrative Symbol	Fair Value	Book/Adjusted Carrying Value	Maturity Date
0489999999	Total - Issuer Credit Obligations (Schedule D, Part 1, Section 1 type) - (Unaffiliated)			0	0	XXX
0499999999	Total - Issuer Credit Obligations (Schedule D, Part 1, Section 1 type) - (Affiliated)			0	0	XXX
0509999999	Total - Issuer Credit Obligations (Schedule D, Part 1, Section 1 type)			0	0	XXX
1889999999	Total - Asset-Backed Securities (Schedule D, Part 1, Section 2 type) - (Unaffiliated)			0	0	XXX
1899999999	Total - Asset-Backed Securities (Schedule D, Part 1, Section 2 type) - (Affiliated)			0	0	XXX
1909999999	Total - Asset-Backed Securities (Schedule D, Part 1, Section 2 type)			0	0	XXX
2009999999	Total - Issuer Credit Obligations and Asset-Backed Securities			0	0	XXX
4109999999	Total - Preferred Stocks (Schedule D, Part 2, Section 1 type) - Industrial and Miscellaneous (Unaffiliated)			0	0	XXX
4409999999	Total - Preferred Stocks (Schedule D, Part 2, Section 1 type) - Parent, Subsidiaries and Affiliates			0	0	XXX
4509999999	Total - Preferred Stocks (Schedule D, Part 2, Section 1 type)			0	0	XXX
5109999999	Total - Common Stocks (Schedule D, Part 2, Section 2 type) - Industrial and Miscellaneous (Unaffiliated)			0	0	XXX
5409999999	Total - Common Stocks (Schedule D, Part 2, Section 2 type) - Mutual Funds			0	0	XXX
5609999999	Total - Common Stocks (Schedule D, Part 2, Section 2 type) - Unit Investment Trusts			0	0	XXX
5809999999	Total - Common Stocks (Schedule D, Part 2, Section 2 type) - Closed-End Funds			0	0	XXX
5979999999	Total - Common Stocks (Schedule D, Part 2, Section 2 type) - Parent, Subsidiaries and Affiliates			0	0	XXX
5989999999	Total - Common Stocks (Schedule D, Part 2, Section 2 type)			0	0	XXX
5999999999	Total - Preferred and Common Stocks			0	0	XXX
000000-00-0	CF SECURED LLC		1.G	1,898,693	1,898,693	10/01/2025
000000-00-0	BOFA SECURITIES, INC		1.E	1,160,313	1,160,313	11/04/2025
000000-00-0	HSBC SECURITIES USA INC		1.E	1,119,376	1,119,376	10/01/2025
000000-00-0	NATWEST MARKETS SECURITIES INC		1.E	1,054,830	1,054,830	10/01/2025
000000-00-0	ROYAL BANK CANADA TORONTO		1.C	632,898	632,898	11/04/2025
000000-00-0	TD PRIME SERVICES LLC		1.G	569,608	569,608	11/04/2025
000000-00-0	SANTANDER US CAPITAL MARKETS LLC		1.G	527,415	527,415	10/01/2025
000000-00-0	CF SECURED LLC		1.G	217,172	217,172	10/01/2025
000000-00-0	BANK OF NOVA SCOTIA HOUSTON		1.E	210,985	210,966	11/06/2025
000000-00-0	TFDXX LEX BLACKROCK FED FUND		1.C	210,966	210,966	10/01/2025
000000-00-0	TD PRIME SERVICES LLC		1.G	210,966	210,966	10/01/2025
000000-00-0	ROYAL BANK OF CANADA		1.C	210,966	210,966	10/01/2025
000000-00-0	NATL BANK CANADA		1.E	210,966	210,966	10/07/2025
000000-00-0	INVESCO GOVT AND AGCY LEX		1.C	210,966	210,966	10/01/2025
000000-00-0	DZ BANK AG NEW YORK		1.E	210,966	210,966	10/01/2025
000000-00-0	SKANDI NY		1.E	210,965	210,966	10/06/2025
000000-00-0	CIBC NY		1.E	210,961	210,966	12/05/2025
000000-00-0	IONIC SER III CL A		1.E	210,915	210,942	10/02/2025
000000-00-0	ABN Amro Bank N.V.		1.E	200,319	200,319	10/01/2025
000000-00-0	ROYAL BANK OF CANADA NY		1.C	168,843	168,773	02/02/2026
000000-00-0	CANADIAN IMPERIAL BANK TOR		1.E	147,676	147,676	10/01/2025
000000-00-0	LHT N.Y.		1.D	147,676	147,676	10/01/2025
000000-00-0	DNB NOR BANK ASA NEW YORK		1.C	147,676	147,676	10/01/2025
000000-00-0	SVENSKA NY		1.C	147,676	147,676	10/01/2025
000000-00-0	NORDEA BANK ABP, NEW YORK BRANCH		1.C	147,676	147,676	10/01/2025
000000-00-0	BANCO SANTANDER SA NY		1.E	147,676	147,676	10/01/2025
000000-00-0	SKANDI NY		1.E	147,676	147,676	10/01/2025
000000-00-0	RABOBANK NEW YORK		1.E	147,676	147,676	10/01/2025
000000-00-0	BOFA SECURITIES, INC		1.E	132,716	132,716	11/04/2025
000000-00-0	HSBC SECURITIES USA INC		1.E	128,034	128,034	10/01/2025
000000-00-0	OCBC NEW YORK		1.C	126,590	126,580	11/21/2025
000000-00-0	NATWEST MARKETS SECURITIES INC		1.E	120,651	120,651	10/01/2025
000000-00-0	TORONTO DOMINION NY		1.E	105,605	105,483	04/23/2026
000000-00-0	CIBC NY		1.E	105,506	105,483	01/23/2026
000000-00-0	BANK OF MONTREAL CHICAGO		1.E	105,504	105,483	06/10/2026
000000-00-0	BANK OF AMERICA NA		1.E	105,496	105,483	10/15/2025
000000-00-0	BARCLAYS NEW YORK		1.E	105,489	105,483	10/21/2025
000000-00-0	OCBC NEW YORK		1.C	105,488	105,483	12/05/2025
000000-00-0	CREDIT AGRICOLE CIB, NY		1.E	105,484	105,483	11/03/2025
000000-00-0	ROYAL BANK OF CANADA NY		1.C	84,444	84,386	05/01/2026
000000-00-0	ROYAL BANK CANADA TORONTO		1.C	72,391	72,391	11/04/2025
000000-00-0	TD PRIME SERVICES LLC		1.G	65,152	65,152	11/04/2025
000000-00-0	SVENSKA NY		1.C	63,311	63,290	01/21/2026
000000-00-0	BANK OF MONTREAL CHICAGO		1.E	63,294	63,290	01/08/2026
000000-00-0	SUMITOMO MITSUI TRUST BANK LTD, LDN		1.E	63,294	63,290	10/06/2025
000000-00-0	SANTANDER US CAPITAL MARKETS LLC		1.G	60,325	60,325	10/01/2025
000000-00-0	ROYAL BANK OF CANADA NY		1.C	42,198	42,193	12/12/2025
000000-00-0	BANK OF NOVA SCOTIA HOUSTON		1.E	24,132	24,130	11/06/2025
000000-00-0	DZ BANK AG NEW YORK		1.E	24,130	24,130	10/01/2025
000000-00-0	ROYAL BANK OF CANADA		1.C	24,130	24,130	10/01/2025
000000-00-0	TFDXX LEX BLACKROCK FED FUND		1.C	24,130	24,130	10/01/2025
000000-00-0	NATL BANK CANADA		1.E	24,130	24,130	10/07/2025
000000-00-0	INVESCO GOVT AND AGCY LEX		1.C	24,130	24,130	10/01/2025
000000-00-0	TD PRIME SERVICES LLC		1.G	24,130	24,130	10/01/2025
000000-00-0	SKANDI NY		1.E	24,130	24,130	10/06/2025
000000-00-0	CIBC NY		1.E	24,130	24,130	12/05/2025
000000-00-0	IONIC SER III CL A		1.E	24,124	24,127	10/02/2025
000000-00-0	ABN Amro Bank N.V.		1.E	22,912	22,912	10/01/2025
000000-00-0	ROYAL BANK OF CANADA NY		1.C	19,312	19,304	02/02/2026
000000-00-0	LHT N.Y.		1.D	16,891	16,891	10/01/2025
000000-00-0	BANCO SANTANDER SA NY		1.E	16,891	16,891	10/01/2025
000000-00-0	SVENSKA NY		1.C	16,891	16,891	10/01/2025
000000-00-0	RABOBANK NEW YORK		1.E	16,891	16,891	10/01/2025
000000-00-0	DNB NOR BANK ASA NEW YORK		1.C	16,891	16,891	10/01/2025
000000-00-0	NORDEA BANK ABP, NEW YORK BRANCH		1.C	16,891	16,891	10/01/2025
000000-00-0	SKANDI NY		1.E	16,891	16,891	10/01/2025
000000-00-0	CANADIAN IMPERIAL BANK TOR		1.E	16,891	16,891	10/01/2025
000000-00-0	OCBC NEW YORK		1.C	14,479	14,478	11/21/2025
000000-00-0	TORONTO DOMINION NY		1.E	12,079	12,065	04/23/2026
000000-00-0	CIBC NY		1.E	12,068	12,065	01/23/2026
000000-00-0	BANK OF MONTREAL CHICAGO		1.E	12,068	12,065	06/10/2026
000000-00-0	BANK OF AMERICA NA		1.E	12,067	12,065	10/15/2025
000000-00-0	BARCLAYS NEW YORK		1.E	12,066	12,065	10/21/2025
000000-00-0	OCBC NEW YORK		1.C	12,066	12,065	12/05/2025
000000-00-0	CREDIT AGRICOLE CIB, NY		1.E	12,065	12,065	11/03/2025
000000-00-0	ROYAL BANK OF CANADA NY		1.C	9,659	9,652	05/01/2026

**SCHEDULE DL - PART 1**  
**SECURITIES LENDING COLLATERAL ASSETS**

Reinvested Collateral Assets Owned Current Statement Date  
 (Securities lending collateral assets reported in aggregate on Line 10 of the Assets page (Line 9 for Separate Accounts)  
 and not included on Schedules A, B, BA, D, DB and E)

1	2	3	4	5	6	7
CUSIP Identification	Description	Restricted Asset Code	NAIC Designation, NAIC Designation Modifier and SVO Administrative Symbol	Fair Value	Book/Adjusted Carrying Value	Maturity Date
000000-00-0	SVENSKA NY		1.C	7,242	7,239	01/21/2026
000000-00-0	BANK OF MONTREAL CHICAGO		1.E	7,240	7,239	01/08/2026
000000-00-0	SUMITOMO MITSUI TRUST BANK LTD, LDN		1.E	7,240	7,239	10/06/2025
000000-00-0	ROYAL BANK OF CANADA NY		1.C	4,827	4,826	12/12/2025
9709999999 - Subtotal - Cash Equivalents (Schedule E Part 2 type)				13,155,285	13,154,892	XXX
9999999999 - Totals				13,155,285	13,154,892	XXX

General Interrogatories:

- Total activity for the year Fair Value \$ (3,573,971) Book/Adjusted Carrying Value \$ (3,574,061)
- Average balance for the year Fair Value \$ 12,990,864 Book/Adjusted Carrying Value \$ 12,990,471
- Reinvested securities lending collateral assets book/adjusted carrying value included in this schedule by NAIC designation:  
 NAIC 1 \$ 13,154,892 NAIC 2 \$ 0 NAIC 3 \$ 0 NAIC 4 \$ 0 NAIC 5 \$ 0 NAIC 6 \$ 0

**SCHEDULE DL - PART 2  
SECURITIES LENDING COLLATERAL ASSETS**

Reinvested Collateral Assets Owned Current Statement Date  
(Securities lending collateral assets included on Schedules A, B, BA, D, DB and E  
and not reported in aggregate on Line 10 of the Assets page (Line 9 for Separate Accounts))

1	2	3	4	5	6	7
CUSIP Identification	Description	Restricted Asset Code	NAIC Designation, NAIC Designation Modifier and SVO Administrative Symbol	Fair Value	Book/Adjusted Carrying Value	Maturity Date
NONE						
999999999 - Totals						XXX

General Interrogatories:

1. Total activity for the year
2. Average balance for the year

Fair Value \$ .....	Book/Adjusted Carrying Value \$ .....
Fair Value \$ .....	Book/Adjusted Carrying Value \$ .....



STATEMENT AS OF SEPTEMBER 30, 2025 OF THE Humana Health Plan Inc.

**SCHEDULE E - PART 2 - CASH EQUIVALENTS**

Show Investments Owned End of Current Quarter

1	2	3	4	5	6	7	8	9
CUSIP	Description	Restricted Asset Code	Date Acquired	Stated Rate of Interest	Maturity Date	Book/Adjusted Carrying Value	Amount of Interest Due and Accrued	Amount Received During Year
	UNITED STATES TREASURY		09/08/2025	0.000	10/07/2025	24,983,125	0	64,688
0019999999	Subtotal - Issuer Credit Obligations - U.S. Government Obligations (Exempt from RBC)					24,983,125	0	64,688
	FEDERAL HOME LOAN BANKS		09/08/2025	0.000	10/24/2025	24,934,833	0	65,167
0029999999	Subtotal - Issuer Credit Obligations - Other U.S. Government Obligations (Not Exempt from RBC)					24,934,833	0	65,167
	Analog Devices, Inc.		09/25/2025	0.000	10/02/2025	4,989,436	0	3,385
	Barclays Bank UK PLC		09/29/2025	0.000	10/06/2025	9,994,278	0	2,289
	DCAT, LLC		09/08/2025	0.000	10/07/2025	8,493,908	0	23,351
	DCAT, LLC		09/26/2025	0.000	10/08/2025	2,012,387	0	1,152
	General Dynamics Corporation		09/30/2025	0.000	10/28/2025	9,969,250	0	1,139
	Illinois Tool Works Inc.		09/08/2025	0.000	10/14/2025	14,847,716	0	39,426
	Massachusetts Mutual Life Insurance Comp		09/08/2025	0.000	10/08/2025	17,985,300	0	48,300
	The Narragansett Electric Company		09/26/2025	0.000	10/03/2025	15,746,343	0	9,144
	Public Service Enterprise Group Incorpor		09/30/2025	0.000	10/06/2025	11,993,017	0	1,397
	Waste Management, Inc.		09/25/2025	0.000	10/08/2025	3,447,216	0	2,386
0089999999	Subtotal - Issuer Credit Obligations - Corporate Bonds (Unaffiliated)					99,478,849	0	131,969
0489999999	Total - Issuer Credit Obligations (Unaffiliated)					149,396,808	0	261,823
0499999999	Total - Issuer Credit Obligations (Affiliated)					0	0	0
0509999999	Total - Issuer Credit Obligations					149,396,808	0	261,823
09248U-71-8	BLKRX LQ:T-FUND INSTL		09/02/2025	4.000		554	2	174
31607A-88-5	FIDELITY IMM:TRS INSTL		09/29/2025	4.040		5,778,824	40,561	0
4812C2-23-9	JPMORGAN:US TRS+MM CAP		09/02/2025	4.010		9,931	33	32
94975H-29-6	ALLSPRING:TRS+ MM I	SD	07/02/2025	3.980		110,000	367	3,449
8209999999	Subtotal - Exempt Money Market Mutual Funds - as Identified by the SVO					5,899,308	40,963	3,654
09248U-70-0	BLKRX LQ:FEDFUND INSTL	SD	09/03/2025	4.030		2,882	10	58
94975P-40-5	ALLSPRING:GOVT MM I	SD	09/03/2025	4.020		1,390	5	235
X9USD0-5C-6	FIRST AMERICAN TRSY OBL X 5387		09/19/2025	0.000		41,769	0	0
8309999999	Subtotal - All Other Money Market Mutual Funds					46,041	14	293
8589999999	Total Cash Equivalents (Unaffiliated)					155,342,156	40,977	265,771
8599999999	Total Cash Equivalents (Affiliated)					0	0	0
8609999999	Total Cash Equivalents					155,342,156	40,977	265,771

E14