



HEALTH QUARTERLY STATEMENT

AS OF SEPTEMBER 30, 2025
OF THE CONDITION AND AFFAIRS OF THE

Humana Benefit Plan of Illinois, Inc.

NAIC Group Code 0119 0119 NAIC Company Code 60052 Employer's ID Number 37-1326199
(Current) (Prior)

Organized under the Laws of Illinois, State of Domicile or Port of Entry IL

Country of Domicile United States of America

Licensed as business type: Life, Accident & Health

Is HMO Federally Qualified? Yes [] No [X]

Incorporated/Organized 06/20/1994 Commenced Business 02/01/1995

Statutory Home Office 111 N. Canal St., Chicago, IL, US 60606
(Street and Number) (City or Town, State, Country and Zip Code)

Main Administrative Office 500 West Main Street
(Street and Number)
Louisville, KY, US 40202, 502-580-1000
(City or Town, State, Country and Zip Code) (Area Code) (Telephone Number)

Mail Address P.O. Box 740036, Louisville, KY, US 40201-7436
(Street and Number or P.O. Box) (City or Town, State, Country and Zip Code)

Primary Location of Books and Records 500 West Main Street
(Street and Number)
Louisville, KY, US 40202, 502-580-1000
(City or Town, State, Country and Zip Code) (Area Code) (Telephone Number)

Internet Website Address www.humana.com

Statutory Statement Contact Bryan Oberholtzer, 502-580-1077
(Name) (Area Code) (Telephone Number)
DOIINQUIRIES@humana.com, 502-580-2099
(E-mail Address) (FAX Number)

OFFICERS

President George Renaudin II Chief Financial Officer Celeste Marie Mellet #
Secretary Courtney Danielle Durall VP & Treasurer Robert Martin Marcoux Jr.

OTHER

Erin Fegan Banet #, SVP, Chief Audit and Risk Officer Daniel Kevin Feld, Associate VP, Tax John-Paul William Felter, SVP, Chief Accounting Officer & Controller
Catherine Elva Field, SVP, Medicare Divisional Leader Jeremy Leon Gaskill, VP, Medicare Regional President John Stephen Littig, VP, Medicare Regional President
Sean Joseph O'Reilly, SVP, Chief Compliance Officer William Mark Preston, VP, Investments Frederick William Roth, VP, Medicare Supplement
Lisa Thornell Stephens #, SVP & Chief Operating Officer, Insurance Gilbert Alan Stewart, SVP, Medicare Divisional Leader

DIRECTORS OR TRUSTEES

Daniel William Corboy, M.D. Courtney Danielle Durall # Justin Tyler Howard
Sean Joseph O'Reilly George Renaudin II Ross Alan Westreich

State of Kentucky SS:
County of Jefferson

The officers of this reporting entity being duly sworn, each depose and say that they are the described officers of said reporting entity, and that on the reporting period stated above, all of the herein described assets were the absolute property of the said reporting entity, free and clear from any liens or claims thereon, except as herein stated, and that this statement, together with related exhibits, schedules and explanations therein contained, annexed or referred to, is a full and true statement of all the assets and liabilities and of the condition and affairs of the said reporting entity as of the reporting period stated above, and of its income and deductions therefrom for the period ended, and have been completed in accordance with the NAIC Annual Statement Instructions and Accounting Practices and Procedures manual except to the extent that: (1) state law may differ; or, (2) that state rules or regulations require differences in reporting not related to accounting practices and procedures, according to the best of their information, knowledge and belief, respectively. Furthermore, the scope of this attestation by the described officers also includes the related corresponding electronic filing with the NAIC, when required, that is an exact copy (except for formatting differences due to electronic filing) of the enclosed statement. The electronic filing may be requested by various regulators in lieu of or in addition to the enclosed statement.

George Renaudin II
President

Courtney Danielle Durall #
Secretary

Robert Martin Marcoux, Jr.
VP & Treasurer

Subscribed and sworn to before me this
3rd day of November, 2025

- a. Is this an original filing? Yes [X] No []
b. If no,
1. State the amendment number.....
2. Date filed
3. Number of pages attached.....

Julia Wentworth
Notary Public
January 10, 2029

STATEMENT AS OF SEPTEMBER 30, 2025 OF THE Humana Benefit Plan of Illinois Inc.

ASSETS

	Current Statement Date			4 December 31 Prior Year Net Admitted Assets
	1 Assets	2 Nonadmitted Assets	3 Net Admitted Assets (Cols. 1 - 2)	
1. Bonds	956,239,690	0	956,239,690	1,063,466,068
2. Stocks:				
2.1 Preferred stocks	0	0	0	0
2.2 Common stocks	0	0	0	0
3. Mortgage loans on real estate:				
3.1 First liens	0	0	0	0
3.2 Other than first liens.....	0	0	0	0
4. Real estate:				
4.1 Properties occupied by the company (less \$0 encumbrances)	0	0	0	0
4.2 Properties held for the production of income (less \$0 encumbrances)	0	0	0	0
4.3 Properties held for sale (less \$0 encumbrances)	0	0	0	0
5. Cash (\$68,420,782), cash equivalents (\$24,090,918) and short-term investments (\$0)	92,511,700	0	92,511,700	11,755,037
6. Contract loans (including \$0 premium notes)	0	0	0	0
7. Derivatives	0	0	0	0
8. Other invested assets	0	0	0	0
9. Receivables for securities	484,827	0	484,827	0
10. Securities lending reinvested collateral assets	34,637,291	0	34,637,291	29,677,593
11. Aggregate write-ins for invested assets	0	0	0	0
12. Subtotals, cash and invested assets (Lines 1 to 11)	1,083,873,509	0	1,083,873,509	1,104,898,698
13. Title plants less \$0 charged off (for Title insurers only)	0	0	0	0
14. Investment income due and accrued	6,082,681	0	6,082,681	8,060,992
15. Premiums and considerations:				
15.1 Uncollected premiums and agents' balances in the course of collection	5,084,074	1,027,167	4,056,907	5,709,687
15.2 Deferred premiums, agents' balances and installments booked but deferred and not yet due (including \$0 earned but unbilled premiums)	0	0	0	0
15.3 Accrued retrospective premiums (\$42,412,453) and contracts subject to redetermination (\$73,370,663)	115,783,116	0	115,783,116	75,373,922
16. Reinsurance:				
16.1 Amounts recoverable from reinsurers	0	0	0	0
16.2 Funds held by or deposited with reinsured companies	0	0	0	0
16.3 Other amounts receivable under reinsurance contracts	0	0	0	0
17. Amounts receivable relating to uninsured plans	71,088,356	970,584	70,117,772	31,346,956
18.1 Current federal and foreign income tax recoverable and interest thereon	0	0	0	14,032,903
18.2 Net deferred tax asset	25,554,339	5,598,386	19,955,953	19,955,953
19. Guaranty funds receivable or on deposit	0	0	0	0
20. Electronic data processing equipment and software	0	0	0	0
21. Furniture and equipment, including health care delivery assets (\$0)	0	0	0	0
22. Net adjustment in assets and liabilities due to foreign exchange rates	0	0	0	0
23. Receivables from parent, subsidiaries and affiliates	26,103,933	0	26,103,933	0
24. Health care (\$99,347,820) and other amounts receivable	117,347,233	17,165,323	100,181,911	94,838,016
25. Aggregate write-ins for other-than-invested assets	29,493,761	29,493,761	0	20,000,000
26. Total assets excluding Separate Accounts, Segregated Accounts and Protected Cell Accounts (Lines 12 to 25)	1,480,411,003	54,255,220	1,426,155,783	1,374,217,128
27. From Separate Accounts, Segregated Accounts and Protected Cell Accounts	0	0	0	0
28. Total (Lines 26 and 27)	1,480,411,003	54,255,220	1,426,155,783	1,374,217,128
DETAILS OF WRITE-INS				
1101.	0	0	0	0
1102.				
1103.				
1198. Summary of remaining write-ins for Line 11 from overflow page	0	0	0	0
1199. Totals (Lines 1101 through 1103 plus 1198)(Line 11 above)	0	0	0	0
2501. Provider Contracts	506,250	506,250	0	0
2502. Prepaid Commissions	28,987,510	28,987,510	0	0
2503. Capital Contribution Receivable from Humana Inc.	0	0	0	20,000,000
2598. Summary of remaining write-ins for Line 25 from overflow page	0	0	0	0
2599. Totals (Lines 2501 through 2503 plus 2598)(Line 25 above)	29,493,761	29,493,761	0	20,000,000

LIABILITIES, CAPITAL AND SURPLUS

	Current Period			Prior Year
	1 Covered	2 Uncovered	3 Total	4 Total
1. Claims unpaid (less \$0 reinsurance ceded)	483,417,867	36,049,424	519,467,291	479,724,143
2. Accrued medical incentive pool and bonus amounts	27,052,270	0	27,052,270	33,510,024
3. Unpaid claims adjustment expenses	2,875,432	0	2,875,432	3,020,774
4. Aggregate health policy reserves, including the liability of \$0 for medical loss ratio rebate per the Public Health Service Act	15,290,964	0	15,290,964	22,672,301
5. Aggregate life policy reserves	0	0	0	0
6. Property/casualty unearned premium reserve	0	0	0	0
7. Aggregate health claim reserves	0	0	0	0
8. Premiums received in advance	6,275,089	0	6,275,089	2,856,267
9. General expenses due or accrued	8,558,202	0	8,558,202	6,336,558
10.1 Current federal and foreign income tax payable and interest thereon (including \$491,423 on realized gains (losses))	7,978,633	0	7,978,633	0
10.2 Net deferred tax liability	0	0	0	0
11. Ceded reinsurance premiums payable	0	0	0	0
12. Amounts withheld or retained for the account of others.....	58	0	58	201
13. Remittances and items not allocated	591,955	0	591,955	399,830
14. Borrowed money (including \$0 current) and interest thereon \$0 (including \$0 current)	0	0	0	0
15. Amounts due to parent, subsidiaries and affiliates	0	0	0	19,363,616
16. Derivatives	0	0	0	0
17. Payable for securities	1,226,925	0	1,226,925	0
18. Payable for securities lending	34,637,291	0	34,637,291	29,677,593
19. Funds held under reinsurance treaties (with \$0 authorized reinsurers, \$0 unauthorized reinsurers and \$0 certified reinsurers).....	0	0	0	0
20. Reinsurance in unauthorized and certified (\$0) companies	0	0	0	0
21. Net adjustments in assets and liabilities due to foreign exchange rates	0	0	0	0
22. Liability for amounts held under uninsured plans	13,707,621	0	13,707,621	29,059,585
23. Aggregate write-ins for other liabilities (including \$227,544 current)	1,349,942	0	1,349,942	1,227,284
24. Total liabilities (Lines 1 to 23)	602,962,247	36,049,424	639,011,671	627,848,176
25. Aggregate write-ins for special surplus funds	XXX	XXX	0	0
26. Common capital stock	XXX	XXX	2,500,000	2,500,000
27. Preferred capital stock	XXX	XXX	0	0
28. Gross paid in and contributed surplus	XXX	XXX	367,528,084	367,528,084
29. Surplus notes	XXX	XXX	0	0
30. Aggregate write-ins for other-than-special surplus funds	XXX	XXX	0	0
31. Unassigned funds (surplus)	XXX	XXX	417,116,028	376,340,869
32. Less treasury stock, at cost:				
32.10 shares common (value included in Line 26 \$0)	XXX	XXX	0	0
32.20 shares preferred (value included in Line 27 \$0)	XXX	XXX	0	0
33. Total capital and surplus (Lines 25 to 31 minus Line 32)	XXX	XXX	787,144,112	746,368,953
34. Total liabilities, capital and surplus (Lines 24 and 33)	XXX	XXX	1,426,155,783	1,374,217,128
DETAILS OF WRITE-INS				
2301. Unclaimed Property	1,349,942	0	1,349,942	1,227,284
2302.				
2303.				
2398. Summary of remaining write-ins for Line 23 from overflow page	0	0	0	0
2399. Totals (Lines 2301 through 2303 plus 2398)(Line 23 above)	1,349,942	0	1,349,942	1,227,284
2501.	XXX	XXX	0	0
2502.	XXX	XXX		
2503.	XXX	XXX		
2598. Summary of remaining write-ins for Line 25 from overflow page	XXX	XXX	0	0
2599. Totals (Lines 2501 through 2503 plus 2598)(Line 25 above)	XXX	XXX	0	0
3001.	XXX	XXX	0	0
3002.	XXX	XXX		
3003.	XXX	XXX		
3098. Summary of remaining write-ins for Line 30 from overflow page	XXX	XXX	0	0
3099. Totals (Lines 3001 through 3003 plus 3098)(Line 30 above)	XXX	XXX	0	0

STATEMENT OF REVENUE AND EXPENSES

	Current Year To Date		Prior Year To Date	Prior Year Ended December 31
	1 Uncovered	2 Total	3 Total	4 Total
1. Member Months	XXX	3,749,088	3,433,084	4,633,069
2. Net premium income (including \$0 non-health premium income).....	XXX	4,118,692,753	3,775,531,993	4,993,676,637
3. Change in unearned premium reserves and reserve for rate credits.....	XXX	0	0	0
4. Fee-for-service (net of \$0 medical expenses)	XXX	0	0	0
5. Risk revenue	XXX	0	0	0
6. Aggregate write-ins for other health care related revenues	XXX	0	0	0
7. Aggregate write-ins for other non-health revenues	XXX	0	0	0
8. Total revenues (Lines 2 to 7)	XXX	4,118,692,753	3,775,531,993	4,993,676,637
Hospital and Medical:				
9. Hospital/medical benefits	223,887,122	2,954,252,915	2,873,862,684	3,870,330,890
10. Other professional services	2,095,860	27,655,472	39,191,133	50,565,431
11. Outside referrals	0	0	0	0
12. Emergency room and out-of-area	5,888,222	77,696,740	81,786,510	108,326,389
13. Prescription drugs	43,500,957	574,007,245	327,022,458	409,484,630
14. Aggregate write-ins for other hospital and medical	0	0	0	0
15. Incentive pool, withhold adjustments and bonus amounts	0	25,803,437	22,115,594	26,256,382
16. Subtotal (Lines 9 to 15)	275,372,161	3,659,415,809	3,343,978,380	4,464,963,723
Less:				
17. Net reinsurance recoveries	0	0	0	0
18. Total hospital and medical (Lines 16 minus 17)	275,372,161	3,659,415,809	3,343,978,380	4,464,963,723
19. Non-health claims (net)	0	0	0	0
20. Claims adjustment expenses, including \$107,100,441 cost containment expenses	0	123,273,188	131,530,460	182,652,124
21. General administrative expenses	0	336,558,045	292,198,373	422,138,490
22. Increase in reserves for life and accident and health contracts (including \$0 increase in reserves for life only)	0	315,827	336,463	488,166
23. Total underwriting deductions (Lines 18 through 22).....	275,372,161	4,119,562,869	3,768,043,677	5,070,242,504
24. Net underwriting gain or (loss) (Lines 8 minus 23)	XXX	(870,116)	7,488,316	(76,565,867)
25. Net investment income earned	0	35,595,497	38,842,619	50,374,078
26. Net realized capital gains (losses) less capital gains tax of \$643,668	0	2,418,163	593,907	1,525,996
27. Net investment gains (losses) (Lines 25 plus 26)	0	38,013,660	39,436,527	51,900,074
28. Net gain or (loss) from agents' or premium balances charged off [(amount recovered \$0) (amount charged off \$0)].....	0	0	0	0
29. Aggregate write-ins for other income or expenses	0	41	41	46
30. Net income or (loss) after capital gains tax and before all other federal income taxes (Lines 24 plus 27 plus 28 plus 29)	XXX	37,143,585	46,924,884	(24,665,747)
31. Federal and foreign income taxes incurred	XXX	7,334,965	10,715,276	(3,565,397)
32. Net income (loss) (Lines 30 minus 31)	XXX	29,808,620	36,209,608	(21,100,349)
DETAILS OF WRITE-INS				
0601.	XXX	0	0	0
0602.	XXX	0	0	0
0603.	XXX	0	0	0
0698. Summary of remaining write-ins for Line 6 from overflow page	XXX	0	0	0
0699. Totals (Lines 0601 through 0603 plus 0698)(Line 6 above)	XXX	0	0	0
0701.	XXX	0	0	0
0702.	XXX	0	0	0
0703.	XXX	0	0	0
0798. Summary of remaining write-ins for Line 7 from overflow page	XXX	0	0	0
0799. Totals (Lines 0701 through 0703 plus 0798)(Line 7 above)	XXX	0	0	0
1401.	0	0	0	0
1402.	0	0	0	0
1403.	0	0	0	0
1498. Summary of remaining write-ins for Line 14 from overflow page	0	0	0	0
1499. Totals (Lines 1401 through 1403 plus 1498)(Line 14 above)	0	0	0	0
2901. Miscellaneous Income(Expense)	0	41	41	46
2902.	0	0	0	0
2903.	0	0	0	0
2998. Summary of remaining write-ins for Line 29 from overflow page	0	0	0	0
2999. Totals (Lines 2901 through 2903 plus 2998)(Line 29 above)	0	41	41	46

STATEMENT OF REVENUE AND EXPENSES (Continued)

	1 Current Year to Date	2 Prior Year to Date	3 Prior Year Ended December 31
CAPITAL AND SURPLUS ACCOUNT			
33. Capital and surplus prior reporting year.....	746,368,953	679,851,957	679,851,957
34. Net income or (loss) from Line 32.....	29,808,620	36,209,608	(21,100,349)
35. Change in valuation basis of aggregate policy and claim reserves.....	0	0	0
36. Change in net unrealized capital gains (losses) less capital gains tax of \$0	692,471	730,428	587,828
37. Change in net unrealized foreign exchange capital gain or (loss).....	0	0	0
38. Change in net deferred income tax.....	0	0	1,590,423
39. Change in nonadmitted assets.....	10,274,068	8,483,536	439,095
40. Change in unauthorized and certified reinsurance.....	0	0	0
41. Change in treasury stock.....	0	0	0
42. Change in surplus notes.....	0	0	0
43. Cumulative effect of changes in accounting principles.....	0	0	0
44. Capital Changes:			
44.1 Paid in.....	0	0	0
44.2 Transferred from surplus (Stock Dividend).....	0	0	0
44.3 Transferred to surplus.....	0	0	0
45. Surplus adjustments:			
45.1 Paid in.....	0	0	85,000,000
45.2 Transferred to capital (Stock Dividend).....	0	0	0
45.3 Transferred from capital.....	0	0	0
46. Dividends to stockholders.....	0	0	0
47. Aggregate write-ins for gains or (losses) in surplus.....	0	0	0
48. Net change in capital & surplus (Lines 34 to 47).....	40,775,159	45,423,572	66,516,996
49. Capital and surplus end of reporting period (Line 33 plus 48)	787,144,112	725,275,528	746,368,953
DETAILS OF WRITE-INS			
4701.	0	0	0
4702.			
4703.			
4798. Summary of remaining write-ins for Line 47 from overflow page.....	0	0	0
4799. Totals (Lines 4701 through 4703 plus 4798)(Line 47 above)	0	0	0

STATEMENT AS OF SEPTEMBER 30, 2025 OF THE Humana Benefit Plan of Illinois Inc.

CASH FLOW

	1 Current Year To Date	2 Prior Year To Date	3 Prior Year Ended December 31
Cash from Operations			
1. Premiums collected net of reinsurance	4,075,585,439	3,774,769,482	4,977,230,649
2. Net investment income	38,843,734	40,461,650	51,747,206
3. Miscellaneous income	0	0	0
4. Total (Lines 1 to 3)	4,114,429,174	3,815,231,132	5,028,977,856
5. Benefit and loss related payments	3,609,469,724	3,324,869,559	4,474,579,619
6. Net transfers to Separate Accounts, Segregated Accounts and Protected Cell Accounts	0	0	0
7. Commissions, expenses paid and aggregate write-ins for deductions	511,989,054	422,716,257	665,964,960
8. Dividends paid to policyholders	0	0	0
9. Federal and foreign income taxes paid (recovered) net of \$ 400,015 tax on capital gains (losses)	(14,032,903)	9,609,928	1,163,099
10. Total (Lines 5 through 9)	4,107,425,874	3,757,195,745	5,141,707,678
11. Net cash from operations (Line 4 minus Line 10)	7,003,299	58,035,387	(112,729,823)
Cash from Investments			
12. Proceeds from investments sold, matured or repaid:			
12.1 Bonds	391,664,004	185,395,725	298,157,502
12.2 Stocks	0	0	0
12.3 Mortgage loans	0	0	0
12.4 Real estate	0	0	0
12.5 Other invested assets	0	0	0
12.6 Net gains or (losses) on cash, cash equivalents and short-term investments	(749)	7,259	12,661
12.7 Miscellaneous proceeds	1,226,925	0	0
12.8 Total investment proceeds (Lines 12.1 to 12.7)	392,890,179	185,402,984	298,170,163
13. Cost of investments acquired (long-term only):			
13.1 Bonds	281,952,502	293,610,853	404,476,449
13.2 Stocks	0	0	0
13.3 Mortgage loans	0	0	0
13.4 Real estate	0	0	0
13.5 Other invested assets	0	0	0
13.6 Miscellaneous applications	5,444,526	21,674,116	30,093,929
13.7 Total investments acquired (Lines 13.1 to 13.6)	287,397,027	315,284,969	434,570,378
14. Net increase/(decrease) in contract loans and premium notes	0	0	0
15. Net cash from investments (Line 12.8 minus Line 13.7 and Line 14)	105,493,152	(129,881,985)	(136,400,215)
Cash from Financing and Miscellaneous Sources			
16. Cash provided (applied):			
16.1 Surplus notes, capital notes	0	0	0
16.2 Capital and paid in surplus, less treasury stock	20,000,000	0	65,000,000
16.3 Borrowed funds	0	0	0
16.4 Net deposits on deposit-type contracts and other insurance liabilities	0	0	0
16.5 Dividends to stockholders	0	0	0
16.6 Other cash provided (applied)	(51,739,789)	5,224,659	42,784,710
17. Net cash from financing and miscellaneous sources (Line 16.1 through Line 16.4 minus Line 16.5 plus Line 16.6)	(31,739,789)	5,224,659	107,784,710
RECONCILIATION OF CASH, CASH EQUIVALENTS AND SHORT-TERM INVESTMENTS			
18. Net change in cash, cash equivalents and short-term investments (Line 11, plus Lines 15 and 17)	80,756,663	(66,621,940)	(141,345,327)
19. Cash, cash equivalents and short-term investments:			
19.1 Beginning of year	11,755,037	153,100,365	153,100,365
19.2 End of period (Line 18 plus Line 19.1)	92,511,700	86,478,425	11,755,037

Note: Supplemental disclosures of cash flow information for non-cash transactions:

--	--	--	--

STATEMENT AS OF SEPTEMBER 30, 2025 OF THE Humana Benefit Plan of Illinois Inc.

EXHIBIT OF PREMIUMS, ENROLLMENT AND UTILIZATION

	1 Total	Comprehensive (Hospital & Medical)		4 Medicare Supplement	5 Vision Only	6 Dental Only	7 Federal Employees Health Benefits Plan	8 Title XVIII Medicare	9 Title XIX Medicaid	10 Credit A&H	11 Disability Income	12 Long-Term Care	13 Other Health	14 Other Non-Health
		2 Individual	3 Group											
Total Members at end of:														
1. Prior Year	404,198	0	0	73,349	0	0	0	330,849	0	0	0	0	0	0
2. First Quarter	408,799	0	0	94,163	0	0	0	314,636	0	0	0	0	0	0
3. Second Quarter	420,214	0	0	104,659	0	0	0	315,555	0	0	0	0	0	0
4. Third Quarter	434,371	0	0	116,906	0	0	0	317,465	0	0	0	0	0	0
5. Current Year	0	0	0	0	0	0	0	0	0	0	0	0	0	0
6. Current Year Member Months	3,749,088	0	0	914,075	0	0	0	2,835,013	0	0	0	0	0	0
Total Member Ambulatory Encounters for Period:														
7. Physician	7,304,029	0	0	1,605,676	0	0	0	5,698,353	0	0	0	0	0	0
8. Non-Physician	3,550,811	0	0	488,051	0	0	0	3,062,760	0	0	0	0	0	0
9. Total	10,854,840	0	0	2,093,727	0	0	0	8,761,113	0	0	0	0	0	0
10. Hospital Patient Days Incurred	814,537	0	0	75,489	0	0	0	739,048	0	0	0	0	0	0
11. Number of Inpatient Admissions	81,435	0	0	11,028	0	0	0	70,407	0	0	0	0	0	0
12. Health Premiums Written (a)	4,118,692,753	0	0	172,917,128	0	0	0	3,945,775,626	0	0	0	0	0	0
13. Life Premiums Direct	0	0	0	0	0	0	0	0	0	0	0	0	0	0
14. Property/Casualty Premiums Written	0	0	0	0	0	0	0	0	0	0	0	0	0	0
15. Health Premiums Earned.....	4,118,692,753	0	0	172,917,128	0	0	0	3,945,775,626	0	0	0	0	0	0
16. Property/Casualty Premiums Earned	0	0	0	0	0	0	0	0	0	0	0	0	0	0
17. Amount Paid for Provision of Health Care Services.....	3,610,654,556	0	0	165,469,569	0	0	(1,502)	3,445,186,489	0	0	0	0	0	0
18. Amount Incurred for Provision of Health Care Services	3,659,415,809	0	0	181,782,268	0	0	(1,502)	3,477,635,044	0	0	0	0	0	0

(a) For health premiums written: amount of Medicare Title XVIII exempt from state taxes or fees \$3,945,775,626

UNDERWRITING AND INVESTMENT EXHIBIT

ANALYSIS OF CLAIMS UNPAID - PRIOR YEAR - NET OF REINSURANCE

Line of Business	Claims Paid Year to Date		Liability End of Current Quarter		5 Claims Incurred in Prior Years (Columns 1 + 3)	6 Estimated Claim Reserve and Claim Liability December 31 of Prior Year
	1 On Claims Incurred Prior to January 1 of Current Year	2 On Claims Incurred During the Year	3 On Claims Unpaid Dec. 31 of Prior Year	4 On Claims Incurred During the Year		
1. Comprehensive (hospital and medical) individual	0	0	0	0	0	0
2. Comprehensive (hospital and medical) group	0	0	0	0	0	0
3. Medicare Supplement	16,540,796	148,928,773	320,659	33,286,557	16,861,455	17,296,317
4. Vision only	0	0	0	0	0	0
5. Dental only	0	0	0	0	0	0
6. Federal Employees Health Benefits Plan	(1,502)	0	0	0	(1,502)	0
7. Title XVIII - Medicare	310,847,186	3,102,078,112	32,032,195	453,827,879	342,879,381	462,427,826
8. Title XIX - Medicaid	0	0	0	0	0	0
9. Credit A&H	0	0	0	0	0	0
10. Disability Income	0	0	0	0	0	0
11. Long-term care	0	0	0	0	0	0
12. Other health	0	0	0	0	0	0
13. Health subtotal (Lines 1 to 12)	327,386,479	3,251,006,885	32,352,855	487,114,436	359,739,334	479,724,143
14. Health care receivables (a)	25,815,765	89,187,912	0	0	25,815,765	130,479,537
15. Other non-health	0	0	0	0	0	0
16. Medical incentive pools and bonus amounts	32,261,192	0	322,579	26,729,690	32,583,771	33,510,024
17. Totals (Lines 13 - 14 + 15 + 16)	333,831,906	3,161,818,974	32,675,434	513,844,126	366,507,340	382,754,631

(a) Excludes \$ 1,509,466 loans or advances to providers not yet expensed.

NOTES TO THE FINANCIAL STATEMENTS

1. Summary of Significant Accounting Policies and Going Concern

A. Accounting Practices

The financial statements of the Company are presented on the basis of accounting practices prescribed or permitted by the Illinois Department of Insurance.

The Illinois Department of Insurance (the Department) recognizes only statutory accounting practices prescribed or permitted by the State of Illinois for determining and reporting the financial condition and results of operations of an insurance company, for determining its solvency under the Illinois Insurance Law. The National Association of Insurance Commissioners' (NAIC) Accounting Practices and Procedures manual (NAIC SSAP) has been adopted as a component of prescribed or permitted practices by the State of Illinois. The Commissioner of Insurance has the right to permit other specific practices that deviate from prescribed practices. The Company, per the mandate of the Illinois Department of Insurance does not admit receivables from parent, subsidiaries, and affiliates in excess of the lesser of 5% of admitted assets or 10% of accumulated surplus, which is not in accordance with the NAIC SSAP. The omission of this prescribed practice would have had no impact to the results of the Company's risk-based capital calculations.

A reconciliation of the Company's net income and capital and surplus between NAIC SSAP and practices prescribed and permitted by the State of Illinois is shown below:

	SSAP #	F/S Page	F/S Line #	2025	2024
Net Income/(Loss)					
1. Humana Benefit Plan of Illinois, Inc. Illinois basis	xxx	xxx	xxx	\$ 29,808,620	\$ (21,100,349)
2. State Prescribed Practices that is an increase/(decrease) NAIC SSAP				-	-
3. State Permitted Practices that is an increase/(decrease) NAIC				-	-
4. NAIC SSAP	xxx	xxx	xxx	\$ <u>29,808,620</u>	\$ <u>(21,100,349)</u>
Surplus					
5. Humana Benefit Plan of Illinois, Inc. Illinois basis	xxx	xxx	xxx	\$ 787,144,112	\$ 746,368,953
6. State Prescribed Practices that is an increase/(decrease) NAIC SSAP				-	-
7. State Permitted Practices that is an increase/(decrease) NAIC SSAP				-	-
8. NAIC SSAP	xxx	xxx	xxx	\$ <u>787,144,112</u>	\$ <u>746,368,953</u>

B. Use of Estimates in the Preparation of the Financial Statements

The preparation of financial statements in conformity with Statutory Accounting Principles requires management to make estimates and assumptions that affect the reported amounts of assets and liabilities. It also requires disclosure of contingent assets and liabilities at the date of the financial statements and the reported amounts of revenue and expenses during the period. These estimates are based on knowledge of current events and anticipated future events, and accordingly, actual results could differ from those estimates.

C. Accounting Policy

Premiums are reported as earned in the period in which members are entitled to receive services, and are net of retroactive membership adjustments. Retroactive membership adjustments result from enrollment changes not yet processed, or not yet reported by an employer group or the government. Premiums received prior to such period are recorded as advance premiums.

Benefits incurred and loss adjustment expenses include claim payments, capitation payments, pharmacy costs net of rebates, allocations of certain centralized expenses, legal and administrative costs to settle claims, and various other costs incurred to provide health insurance coverage to members, as well as estimates of future payments to hospitals and others for medical care provided prior to the date of the statements of admitted assets, liabilities and surplus. Capitation payments represent monthly contractual fees disbursed to participating primary care physicians, and other providers who are responsible for providing medical care to members. Pharmacy costs represent payments for members' prescription drug benefits, net of rebates from drug manufacturers.

In addition, the Company uses the following accounting policies:

- (1) Short-term investments include investments mainly in U.S. Government obligations with a maturity of twelve months or less from the date of purchase. Short-term investments are recorded at amortized cost. The carrying value of short-term investments approximates fair value due to the short-term maturities of the investments.
- (2-4) Investments are valued and classified in accordance with methods prescribed by the NAIC. Bonds with an NAIC rating of 1 or 2 are carried at amortized cost, with all other bonds being recorded at the lower of amortized cost or fair value; redeemable preferred stocks are carried at amortized cost; and non-redeemable preferred stocks are carried at fair value. Common stocks are carried at fair value.

The Company regularly evaluates investment securities for impairment. For all securities other than

NOTES TO THE FINANCIAL STATEMENTS

loan-backed and structured securities, the Company considers factors affecting the investee, factors affecting the industry the investee operates within, and general debt and equity market trends. The Company also considers the length of time an investment's fair value has been below carrying value, the near term prospects for recovery to carrying value, and the Company's intent and ability to hold the investment until maturity or market recovery is realized. If and when a determination is made that a decline in fair value below the cost basis is other-than-temporary, the related investment is written down to its estimated fair value through earnings.

Amortization of bond premium or discount is computed using the scientific interest method.

Income from investments is recorded on an accrual basis. For the purpose of determining realized gains and losses, the cost of securities sold is based upon specific identification. Investment income due and accrued over 90 days past due is nonadmitted.

- (5) Not Applicable.
- (6) For loan backed and structured securities where the securities fair value is less than the amortized cost, the Company considers several factors to determine if the security's impairment is other-than-temporary. If the Company has the intent to sell the security or if the Company does not have the intent and ability to retain the security until recovery of its fair value, the related investment is written down to its estimated fair value through earnings. If, however, the Company has the intent and ability to retain the security until recovery of its fair value, the Company considers factors affecting the investee, factors affecting the industry the investee operates within, and general debt and equity market trends. The Company also considers the length of time an investment's fair value has been below carrying value and the near term prospects for recovery to carrying value. If the determination is made, based on these factors, that the Company does expect to recover the entire amortized cost of the security, then an other-than-temporary impairment has not occurred. If, however, the determination is made that the Company does not expect to recover the entire amortized cost of the security based on the factors noted above, the Company recognizes a realized loss in earnings for the non-interest related decline. No loss is recognized for the interest impairment.
- (7) Not Applicable.
- (8) Not Applicable.
- (9) Not Applicable.
- (10-11) The estimates of future medical benefit payments are developed using actuarial methods and assumptions based upon claim payment patterns, medical cost inflation, historical development such as claim inventory levels and claim receipt patterns, and other relevant factors. Corresponding administrative costs to process outstanding claims are estimated and accrued. Estimates of future payments relating to services incurred in the current and prior periods are continually reviewed by management and adjusted as necessary.

The Company assesses the profitability of its contracts for providing health insurance coverage to its members when current operating results or forecasts indicate probable future losses. The Company records a premium deficiency liability in current operations to the extent that the sum of expected future medical costs, claim adjustment expenses and maintenance costs exceed related future premiums. Investment income is utilized in the calculation of the premium deficiency liability.

Management believes the Company's benefits payable and loss adjustment expense are adequate to cover future claims and loss adjustment expense payments required, however, such estimates are based on knowledge of current events and anticipated future events and, therefore, the actual liability could differ from the amounts provided.

- (12) The Company has not modified its capitalization policy from the prior period.

Equipment is stated at cost less accumulated depreciation. Depreciation expense is computed using the straight-line method over estimated useful lives generally ranging from three to five years. Improvements to leased facilities are depreciated over the shorter of the remaining lease term or the anticipated life of the improvement.

The Company recognizes an asset or liability for the deferred tax consequences of temporary differences between the tax basis of assets or liabilities and their reported amounts in the financial statements. The temporary differences will result in taxable or deductible amounts in future years when the reported amounts of the assets or liabilities are recovered or settled.

- (13) The Company estimates anticipated Pharmacy Rebate Receivables using the analysis of historical recovery patterns.
- (14) Not Applicable.
- (15) Not Applicable.

D. Going Concern

Management of the Company has evaluated the Company's ability to continue as a going concern under SSAP No. 1, *Accounting Policies, Risks & Uncertainties, and Other Disclosures* (SSAP No. 1). Based on this evaluation, Management has determined that there is no substantial doubt about the Company's ability to continue as a going concern.

NOTES TO THE FINANCIAL STATEMENTS

2. Accounting Changes and Corrections of Errors

Not Applicable.

3. Business Combinations and Goodwill

A. Statutory Purchase Method

Not Applicable.

B. Statutory Merger

Not Applicable.

C. Assumption Reinsurance

Not Applicable.

D. Impairment Loss

Not Applicable.

E. Subcomponents and Calculation of Adjusted Surplus and Total Admitted Goodwill

Not Applicable.

4. Discontinued Operations

Not Applicable.

5. Investments

A. Mortgage Loans, Including Mezzanine Real Estate Loans

Not Applicable.

B. Debt Restructuring

Not Applicable.

C. Reverse Mortgages

Not Applicable.

D. Asset-Backed Securities

(1) Prepayment assumptions for mortgage-backed/loan-backed and structured securities were obtained from industry market sources.

(2) Not Applicable.

(3) Not Applicable.

(4) The Company does not have any investments in an other-than-temporary impairment position at September 30, 2025.

Gross unrealized losses and related fair value of temporarily impaired securities that have been in a continuous unrealized loss position were as follows at September 30, 2025:

(a) The aggregate amount of unrealized losses:

1. Less than Twelve Months	\$	(25,319)
2. Twelve Months or Longer	\$	(27,407,512)

(b) The aggregate related fair value of securities with unrealized losses:

1. Less than Twelve Months	\$	6,148,938
2. Twelve Months or Longer	\$	198,726,837

(5) Unrealized losses are primarily due to increases in market interest rates and tighter liquidity conditions in the current markets than when the securities were purchased. All issuers of securities trading at an unrealized loss remain current on all contractual payments and the Company believes it is probable that all amounts due according to the contractual terms of the debt securities are collectible. After taking into account these and other factors, including the severity of the decline and the Company's ability and intent to hold these securities until recovery or maturity, the Company determined the unrealized losses on these investment securities were temporary and, as such, no impairment was required.

NOTES TO THE FINANCIAL STATEMENTS

E. Dollar Repurchase Agreements and/or Securities Lending Transactions

(1) The Company participates in securities lending transactions. The book/adjusted carrying value and fair value of securities on loan at September 30, 2025 and December 31, 2024 was \$48,063,386 and \$36,741,729, respectively. Book/adjusted carrying value approximates fair value due to the short-term maturity of the investments. The Company maintains effective control over the loaned securities and requires collateral initially equal to at least 102% of the market value of the loaned securities. Collateral received consists of cash and fixed-income securities. Non-cash collateral is not recorded in the statements of assets, liabilities, capital and surplus, as the Company does not have the right to sell, pledge, or otherwise reinvest the non-cash collateral. The Company did not have OTTI on invested collateral at September 30, 2025 and December 31, 2024.

(2) The Company has not pledged any of its assets as collateral that are not reclassified and separately reported in the statement of assets, liabilities, capital and surplus.

(3) Collateral Received

a. The aggregate amounts of contractually obligated open collateral positions and the corresponding liabilities that represented the Company's obligations to return the collateral at September 30, 2025 and December 31, 2024 were as follows:

	September 30, 2025	December 31, 2024
(1) Securities Lending		
a. Open	\$ -	\$ -
b. 30 days or less	34,637,291	29,677,593
c. 31 to 60 days	-	-
d. 61 to 90 days	-	-
e. Greater than 90 days	-	-
f. Sub-total (Sum of a+b+c+d+e)	<u>34,637,291</u>	<u>29,677,593</u>
g. Securities received	<u>14,505,814</u>	<u>7,894,671</u>
h. Total collateral received (f+g)	<u>\$ 49,143,105</u>	<u>\$ 37,572,264</u>

b. The fair value of the collateral and the portion of the collateral that was sold or repledged was \$49,143,105 and \$37,572,264, at September 30, 2025 and December 31, 2024, respectively.

c. Cash collateral is invested in fixed income, short-term and cash equivalent securities and the offsetting collateral liability is included in payable for securities lending in the statements of assets, liabilities, capital and surplus. Non-cash collateral consists of fixed income debt securities.

(4) The Company did not have any securities lending transactions administered by an affiliated agent which were "one-line" at September 30, 2025 and December 31, 2024.

(5) Collateral Reinvested

a. The aggregate amounts of reinvested cash collateral and securities available to repledge by maturity term at September 30, 2025 and December 31, 2024 were as follows:

(1) Securities Lending	September 30, 2025		December 31, 2024	
	Amortized		Amortized	
	Cost	Fair Value	Cost	Fair Value
a. Open	\$ -	\$ -	\$ -	\$ -
b. 30 days or less	23,308,596	23,308,585	20,671,197	20,671,361
c. 31 to 60 days	8,232,671	8,232,761	5,530,804	5,530,832
d. 61 to 90 days	1,052,296	1,052,314	425,517	425,410
e. 91 to 120 days	680,898	681,041	638,275	638,211
f. 121 to 180 days	495,198	495,405	567,356	567,532
g. 181 to 365 days	866,597	867,185	1,843,906	1,844,247
h. 1 to 2 years	-	-	-	-
i. 2 to 3 years	-	-	-	-
j. Greater than 3 years	-	-	-	-
k. Sub-total (Sum of a through j)	<u>34,636,256</u>	<u>34,637,291</u>	<u>29,677,055</u>	<u>29,677,593</u>
l. Securities reinvested	-	-	-	-
m. Total collateral reinvested (k+l)	<u>\$ 34,636,256</u>	<u>\$ 34,637,291</u>	<u>\$ 29,677,055</u>	<u>\$ 29,677,593</u>

b. The Company did not have maturity dates of the collateral to be returned that did not match the invested assets at September 30, 2025 and December 31, 2024.

(6) The Company accepts non-cash collateral through its participation in securities lending transactions with its lending agent. Non-cash collateral generally consists of U.S. government securities which are not recorded in the statements of assets, liabilities, capital and surplus as the Company does not have the right to sell, pledge or otherwise reinvest these securities unless the counterparty defaults. The aggregate fair value of non-cash collateral accepted was \$14,505,814 and \$7,894,671, at September 30, 2025 and December 31, 2024, respectively.

STATEMENT AS OF September 30, 2025 OF Humana Benefit Plan of Illinois, Inc.

NOTES TO THE FINANCIAL STATEMENTS

(7) The Company had no cash or non-cash collateral for securities lending transactions that extended beyond one year at September 30, 2025 and December 31, 2024, respectively.

F. Repurchase Agreements Transactions Accounted for as Secured Borrowing

Not Applicable.

G. Reverse Repurchase Agreements Transactions Accounted for as Secured Borrowing

Not Applicable.

H. Repurchase Agreements Transactions Accounted for as a Sale

Not Applicable.

I. Reverse Repurchase Agreements Transactions Accounted for as a Sale

Not Applicable.

J. Real Estate

Not Applicable.

K. Low-Income Housing Tax Credits (LIHTC)

Not Applicable.

L. Restricted Assets

(1) Restricted Assets (Including Pledged)

Restricted Asset Category	1	2	3	4	5	6	7
	Total Gross (Admitted & Nonadmitted) Restricted from Current Year	Total Gross (Admitted & Nonadmitted) Restricted from Prior Year	Increase/ (Decrease) (1 minus 2)	Total Current Year Nonadmitted Restricted	Total Current Year Admitted Restricted (1 minus 4)	Percentage Gross (Admitted & Nonadmitted) Restricted to Total Assets (a)	Percentage Admitted Restricted to Total Admitted Assets (b)
a. Subject to contractual obligation for which liability is not shown	\$ -	\$ -	\$ -	\$ -	\$ -	-%	-%
b. Collateral held under security lending agreements	34,637,291	29,677,593	4,959,698	-	34,637,291	2.34%	2.43%
c. Subject to repurchase agreements	-	-	-	-	-	-	-
d. Subject to reverse repurchase agreements	-	-	-	-	-	-	-
e. Subject to dollar repurchase agreements	-	-	-	-	-	-	-
f. Subject to dollar reverse repurchase agreements	-	-	-	-	-	-	-
g. Placed under option contracts	-	-	-	-	-	-	-
h. Letter stock or securities restricted to sale – excluding FHLB capital stock	-	-	-	-	-	-	-
i. FHLB capital stock	-	-	-	-	-	-	-
j. On deposit with states	3,095,742	3,128,747	(33,005)	-	3,095,742	0.21%	0.22%
k. On deposit with other regulatory bodies	-	-	-	-	-	-	-
l. Pledged collateral to FHLB (including assets backing funding agreements)	-	-	-	-	-	-	-
m. Pledged as collateral not captured in other categories	-	-	-	-	-	-	-
n. Other restricted assets	-	-	-	-	-	-	-
o. Total Restricted Assets	\$ 37,733,033	\$ 32,806,340	\$ 4,926,693	-	\$ 37,733,033	2.55%	2.64%

(2) Detail of Assets Pledged as Collateral Not Captured in Other Categories (Contracts that Share Similar Characteristics, Such as Reinsurance and Derivatives, Are Reported in the Aggregate)

Not Applicable.

NOTES TO THE FINANCIAL STATEMENTS

(3) Detail of Other Restricted Assets Categories (Contracts that Share Similar Characteristics, Such as Reinsurance and Derivatives, Are Reported in the Aggregate)

Not Applicable.

(4) Collateral Received and Reflected as Assets Within the Reporting Entity's Financial Statements

Not Applicable.

M. Working Capital Finance Investments

Not Applicable.

N. Offsetting and Netting of Assets and Liabilities

Not Applicable.

O. 5GI* Securities

Not Applicable.

P. Short Sales

Not Applicable.

Q. Prepayment Penalty and Acceleration Fees

Not Applicable.

R. Share of Cash Pool by Asset Type

Not Applicable.

S. Aggregate Collateral Loans by Qualifying Investment Collateral

Not Applicable.

6. Joint Ventures, Partnerships and Limited Liability Companies

A. The Company has no investments in Joint Ventures, Partnerships or Limited Liability Companies that exceed 10.0 percent of its admitted assets.

B. The Company did not recognize any impairment write down for its investments in Joint Ventures, Partnerships and Limited Liability Companies during the statement periods.

7. Investment Income

A. Due and accrued income was excluded from surplus on the following basis:

All investment income due and accrued with amounts that are over 90 days past due with the exception of mortgage loans in default.

B. The total amount excluded was \$0.

C. The gross, nonadmitted and admitted amounts for interest income due and accrued.

Interest Income Due and Accrued	Amount
1. Gross	\$ 6,082,681
2. Nonadmitted	\$ -
3. Admitted	\$ 6,082,681

D. The aggregate deferred interest.

Aggregate Deferred Interest	Amount
\$	-

E. The cumulative amounts of paid-in-kind (PIK) interest included in the current principal balance.

Cumulative amounts of PIK interest included in the current principal balance	Amount
\$	-

8. Derivative Instruments

Not Applicable.

NOTES TO THE FINANCIAL STATEMENTS

9. Income Taxes

The Inflation Reduction Act (Act) was enacted on August 16, 2022 and included a new corporate alternative minimum tax (CAMT). The Act and the CAMT went into effect for tax years beginning after 2022. The Company is an applicable corporation for 2025 as the average adjusted financial statement income for Humana Inc. and Subsidiaries for the applicable three-tax-year period exceeds the \$1 billion income-based threshold. However, the Company does not expect to incur a CAMT liability in 2025 as its regular tax liability is expected to exceed the tentative minimum tax. Further, no other taxable entities or taxable groups within the Company's structure are expected to exceed the average adjusted financial statement income threshold. The Company has not made an accounting policy election to disregard CAMT when evaluating the need for a valuation allowance for its non-CAMT DTAs.

No material change since year-end December 31, 2024.

10. Information Concerning Parent, Subsidiaries and Affiliates

A.-B. The Company has several management contracts with Humana Inc. and other related parties whereby the Company is provided with medical and executive management, information systems, claims processing, billing and enrollment, and telemarketing and other services as required by the Company. Management fees charged to operations for the years ended December 31, 2024 and 2023 were \$355,434,941 and \$383,462,539, respectively. As a part of this agreement, Humana Inc. makes cash disbursements on behalf of the Company which includes, but is not limited to, medical related items, general and administrative expenses, commissions and payroll. The Company continues to be primarily liable for any outstanding payments made on behalf of the Company, should Humana Inc. not be able to fulfill its obligations.

The Company has various related party agreements with no material change since year-end December 31, 2024.

The Company settled a note receivable of \$20,000,000 for a capital contribution from Humana Inc. in February 2025 related to the 2024 plan year.

No dividends or returns of capital were paid by the Company as of September 30, 2025.

C. (1) Detail of Material Related Party Transactions

The Company has related party transactions with no material change since year-end December 31, 2024.

(2) Detail of Material Related Party Transactions Involving Services

The Company has related party transactions involving services with no material change since year-end December 31, 2024.

(3) Detail of Material Related Party Transactions Exchange of Assets and Liabilities

Not Applicable.

(4) Detail of Amounts Owed To/From a Related Party

The Company has amounts owed to/from a related party with no material change since year-end December 31, 2024.

D. At September 30, 2025, the Company reported \$26,103,933 due from Humana Inc. Amounts due to or from parent are generally settled within 90 days.

E. Not Applicable.

F. Not Applicable.

G. All outstanding shares of the Company are owned by the Parent Company.

H. Not Applicable.

I. Not Applicable.

J. Not Applicable.

K. Not Applicable.

L. Not Applicable.

M. All SCA Investments

Not Applicable.

N. Investment in Insurance SCA

Not Applicable.

NOTES TO THE FINANCIAL STATEMENTS

O. SCA Loss Tracking

Not Applicable.

11. Debt

A. Debt Including Capital Notes

The Company has no debentures outstanding.

The Company has no capital notes outstanding.

The Company does not have any reverse repurchase agreements.

B. Federal Home Loan Bank (FHLB) Agreements

The Company does not have any FHLB agreements.

12. Retirement Plans, Deferred Compensation, Postemployment Benefits and Compensated Absences and Other Postretirement Benefit Plans

A.-D. Defined Benefit Plans

Not Applicable.

E. Defined Contribution Plans

Not Applicable.

F. Multiemployer Plans

Not Applicable.

G. Consolidated/Holding Company Plans

No material change since year-end December 31, 2024.

H. Postemployment Benefits and Compensated Absences

Not Applicable.

I. Impact of Medicare Modernization Act on Postretirement Benefits (INT 04-17)

Not Applicable.

13. Capital and Surplus, Shareholders' Dividend Restrictions and Quasi-Reorganizations

A. The Company has \$25.00 par value common stock with 100,000 shares authorized and 100,000 shares issued and 100,000 outstanding. All shares are common stock shares.

B. The Company has no preferred stock outstanding.

C.-E. No material change since year-end December 31, 2024.

F. There were no restrictions placed on the Company's surplus, including for whom the surplus is being held.

G. Not Applicable.

H. Not Applicable.

I. Not Applicable.

J. The portion of unassigned funds (surplus) represented or reduced by cumulative unrealized gains and losses is \$692,471.

K. Not Applicable.

L. Not Applicable.

M. Not Applicable.

14. Liabilities, Contingencies and Assessments

A. Contingent Commitments

Not Applicable.

NOTES TO THE FINANCIAL STATEMENTS

B. Assessments

Not Applicable.

C. Gain Contingencies

Not Applicable.

D. Claims related extra contractual obligation and bad faith losses stemming from lawsuits

Not Applicable.

E. Joint and Several Liabilities

Not Applicable.

F. All Other Contingencies

During the ordinary course of business, the Company is subject to pending and threatened legal actions. Management of the Company does not believe that any of these actions will have a material adverse effect on the Company's surplus, results of operations or cash flows. However, the likelihood or outcome of current or future legal proceedings cannot be accurately predicted, and they could adversely affect the Company's surplus, results of operations and cash flows.

On May 1, 2025, the Department of Justice (DOJ) filed a complaint in partial intervention related to a qui tam lawsuit filed by an individual formerly employed by eHealth, Inc., in the United States District Court for the District of Massachusetts. The intervened lawsuit is captioned *United States of America ex. rel. Andrew Shea v. eHealth, Inc., et al., Case No. 1:21-cv-11777-DJC*. The complaint alleges certain civil violations in connection with non-commission payments Humana made to three call center broker partners. The complaint also includes allegations relating to Humana's marketing of Medicare Advantage plans to Medicare-eligible beneficiaries under the age of 65. The action seeks damages and penalties on behalf of the United States under the federal False Claims Act. The court ordered the qui tam action unsealed following the filing of DOJ's complaint in partial intervention on May 1, 2025. Humana takes seriously its obligations to comply with applicable regulatory requirements and laws, and will vigorously defend against these allegations. This matter could lead to additional federal securities law and stockholder derivative allegations.

The Company is not aware of any other material contingent liabilities as of September 30, 2025.

15. Leases

Not Applicable.

16. Information about Financial Instruments With Off-Balance Sheet Risk and Financial Instruments With Concentrations of Credit Risk

The Company has no investment in Financial Instruments with Off-Balance Sheet Risk or Concentrations of Credit Risk.

17. Sale, Transfer and Servicing of Financial Assets and Extinguishments of Liabilities

A. Transfers of Receivables Reported as Sales

Not Applicable.

B. Transfer and Servicing of Financial Assets

Refer to Note 5E – *Dollar Repurchase Agreements and/or Securities Lending Transactions*.

C. Wash Sales

Not Applicable.

18. Gain or Loss to the Reporting Entity from Uninsured Plans and the Uninsured Portion of Partially Insured Plans

A. ASO Plans

Not Applicable.

B. ASC Plans

Not Applicable.

C. Medicare or Other Similarly Structured Cost Based Reimbursement Contract

(1) The Company records no revenue explicitly attributable to the cost share and reinsurance components of its Medicare or other similarly structured cost based reimbursement contracts.

(2) As of September 30, 2025, the Company has recorded a receivable from CMS of \$69,397,266 related to the cost share and reinsurance components of administered Medicare products. The Company does not have

NOTES TO THE FINANCIAL STATEMENTS

any receivables greater than 10% of the Company's accounts receivable from uninsured accident and health plans or \$10,000.

- (3) As no revenue is recorded in connection with the cost share and reinsurance components of the Company's Medicare or other similarly structured cost based reimbursement contracts, the Company has recorded no allowances and reserves for adjustment of recorded revenues and receivables.
- (4) The Company has made no adjustment to revenue resulting from audit of receivables related to revenues recorded in the prior period.

19. Direct Premium Written/Produced by Managing General Agents/Third Party Administrators

Not Applicable.

20. Fair Value Measurements

- A. (1) The fair value of financial assets at September 30, 2025 were as follows:

	Level 1	Level 2	Level 3	Net Asset Value (NAV)	Total
a. Assets at fair value					
Bonds					
U.S. governments	\$ -	\$ -	\$ -	\$ -	\$ -
Tax-exempt municipal	-	246,725	-	-	246,725
Residential mortgage and other-backed	-	-	-	-	-
Corporate debt securities	-	16,515,997	-	-	16,515,997
Total bonds	-	16,762,722	-	-	16,762,722
Total assets at fair value/NAV	\$ -	\$ 16,762,722	\$ -	\$ -	\$ 16,762,722
b. Liabilities at fair value					
Total liabilities at fair value	\$ -	\$ -	\$ -	\$ -	\$ -

The Company reports transfers between Level 1 and Level 2 of the fair value hierarchy levels at the end of the reporting period. There were no transfers between Level 1 and Level 2 of the fair value hierarchy between December 31, 2024 and September 30, 2025.

- (2) Fair Value Measurements in (Level 3) of the Fair Value Hierarchy

Not Applicable.

- (3) The Company reports transfers into or out of Level 3 of the fair value hierarchy levels at the end of the reporting period. There were no transfers into or out of Level 3 of the fair value hierarchy levels between December 31, 2024 and September 30, 2025.

- (4) Fair value of actively traded debt securities are based on quoted market prices. Fair value of other debt securities are based on quoted market prices of identical or similar securities or based on observable inputs like interest rates generally using a market valuation approach, or, less frequently, an income valuation approach and are generally classified as Level 2. The Company generally obtains one quoted price for each security from a third party pricing service. These prices are generally derived from recently reported trades for identical or similar securities, including adjustments through the reporting date based upon observable market information. When quoted prices are not available, the third party pricing service may use quoted market prices of comparable securities or discounted cash flow analyses, incorporating inputs that are currently observable in the markets for similar securities. Inputs that are often used in the valuation methodologies include benchmark yields, reported trades, credit spreads, broker quotes, default rates and prepayment speeds. The Company is responsible for the determination of fair value and as such, the Company performs analysis on the prices received from the third party pricing service to determine whether the prices are reasonable estimates of fair value. The Company's analysis includes a review of monthly price fluctuations as well as a quarterly comparison of the prices received from the pricing service to prices reported by the Company's third party investment advisor. Based on the Company's internal price verification procedures and review of fair value methodology documentation provided by the third party pricing service, there were no material adjustments to the prices obtained from the third party pricing service during the quarter ended September 30, 2025.

- (5) Derivative Fair Values

Not Applicable.

B. Other Fair Value Disclosures

Securities lending collateral assets: Fair values of securities lending collateral are based on quoted market prices, where available. These fair values are obtained primarily from a third party pricing service, which generally uses Level 1 or Level 2 inputs for the determination of fair value to facilitate fair value measurements and disclosures.

NOTES TO THE FINANCIAL STATEMENTS

C. Fair Values for All Financial Instruments by Levels 1, 2 and 3

Type of Financial Instrument	Aggregate Fair Value	Admitted Assets	Level 1	Level 2	Level 3	Net Asset Value (NAV)	Not Practicable (Carrying Value)
Bonds and cash equivalents	\$ 922,147,888	\$ 980,330,608	\$ 24,090,918	\$ 898,056,970	\$ -	\$ -	\$ -
Securities lending collateral assets	34,637,291	34,637,291	34,637,291	-	-	-	-
Total	\$ 956,785,179	\$ 1,014,967,899	\$ 58,728,209	\$ 898,056,970	\$ -	\$ -	\$ -

D. Financial Instruments for which Not Practicable to Estimate Fair Values

Not Applicable.

21. Other Items

A. Extraordinary Items

Not Applicable.

B. Troubled Debt Restructuring: Debtors

Not Applicable.

C. Other Disclosures and Unusual Items

Not Applicable.

D. Business Interruption Insurance Recoveries

Not Applicable.

E. State Transferable and Non-transferable Tax Credits

Not Applicable.

F. Subprime Mortgage Related Risk Exposure

(1) The Company consults with its external investment managers to assess its subprime mortgage related risk exposure. Certain characteristics are utilized to determine if a mortgage-backed security has subprime exposure. The main characteristics reviewed when determining this are the collateral and structure of the security, the loan purpose, loan documentation, occupancy, geographical location, loan size and type. Subprime mortgage borrowers typically have lower credit scores, lower loan balances and higher loan-to-values than other conforming loans. Management’s practices include reviewing quantitative and qualitative credit models that analyze loan-level collateral composition, historical underwriter performance trends, the impact of macroeconomic factors, and issuer risks; as well as reviewing the estimation of security cash flows and monthly model calibrations.

(2) Direct exposure through investments in sub-prime mortgage loans.

The Company has no direct exposure through investment to sub-prime mortgage loans.

(3) Direct exposure through other investments:

- a. Residential mortgage backed securities – No substantial exposure noted.
- b. Commercial mortgage backed securities – No substantial exposure noted.
- c. Collateralized debt obligations – No substantial exposure noted.
- d. Structured securities – No substantial exposure noted.
- e. Equity investment in SCAs – No substantial exposure noted.
- f. Other assets – No substantial exposure noted.
- g. Total – No substantial exposure noted.

(4) Underwriting exposure to sub-prime mortgage risk through Mortgage Guaranty coverage, Financial Guaranty coverage, Directors and Officers liability coverage, or Errors and Omissions liability coverage.

The Company does not have sub-prime mortgage risk.

Classification of mortgage related securities is primarily based on information from outside data services, including rating agency actions. When considering our exposure, the Company evaluated the percentage of full documentation loans, percent of owner occupied properties, FICO scores, average margin for ARM loans, percent of loans with prepayment penalties, the existence of non-traditional underwriting standards, among other factors.

G. Retained Assets

Not Applicable.

NOTES TO THE FINANCIAL STATEMENTS

H. Insurance Linked Securities

Not Applicable.

22. Events Subsequent

The Company is not aware of any events or transactions occurring subsequent to the close of the books for this statement which may have a material effect on its financial condition. Subsequent events have been considered through November 10, 2025 for the Statutory Statement issued on November 10, 2025.

23. Reinsurance

A. Ceded Reinsurance Report

Section 1 – General Interrogatories

- (1) Are any of the reinsurers, listed in Schedule S as non-affiliated, owned in excess of 10.0 percent or controlled, either directly or indirectly, by the company or by any representative, officer, trustee, or director of the company?

Yes () No (X)

- (2) Have any policies issued by the company been reinsured with a company chartered in a country other than the United States (excluding U.S. Branches of such companies) that is owned in excess of 10.0 percent or controlled directly or indirectly by an insured, a beneficiary, a creditor or an insured or any other person not primarily engaged in the insurance business?

Yes () No (X)

Section 2 – Ceded Reinsurance Report – Part A

- (1) Does the company have any reinsurance agreements in effect under which the reinsurer may unilaterally cancel any reinsurance for reasons other than for nonpayment of premium or other similar credits?

Yes () No (X)

- (2) Does the reporting entity have any reinsurance agreements in effect such that the amount of losses paid or accrued through the statement date may result in a payment to the reinsurer of amounts that, in aggregate and allowing for offset of mutual credits from other reinsurance agreements with the same reinsurer, exceed the total direct premium collected under the reinsured policies?

Yes () No (X)

Section 3 – Ceded Reinsurance Report – Part B

- (1) What is the estimated amount of the aggregate reduction in surplus, (for agreements other than those under which the reinsurer may unilaterally cancel for reasons other than for nonpayment of premium or other similar credits that are reflected in Section 2 above) of termination of ALL reinsurance agreements, by either party, as of the date of this statement? Where necessary, the company may consider the current or anticipated experience of the business reinsured in making this estimate. \$0

- (2) Have any new agreements been executed or existing agreements amended, since January 1 of the year of this statement, to include policies or contracts that were in force or which had existing reserves established by the company as of the effective date of the agreement?

Yes () No (X)

B. Uncollectible Reinsurance

Not Applicable.

C. Commutation of Ceded Reinsurance

Not Applicable.

D. Certified Reinsurer Rating Downgraded or Status Subject to Revocation

Not Applicable.

24. Retrospectively Rated Contracts and Contracts Subject to Redetermination

- A. The Company estimates accrued retrospective premium adjustments for its Medicare business through a mathematical approach using an algorithm based upon settlement procedures defined by contracts with CMS.

- B. The Company records accrued retrospective premium as an adjustment to earned premiums.

- C. The amount of net premiums written by the Company at September 30, 2025 that are subject to retrospective rating features was \$3,945,775,626, or 95.80% of the total net premiums written. No other net premiums written by the Company are subject to retrospective rating features.

NOTES TO THE FINANCIAL STATEMENTS

D. Medical loss ratio rebates required pursuant to the Public Health Service Act

Not Applicable.

E. Risk Sharing Provisions of the Affordable Care Act

Not Applicable.

25. Change in Incurred Claims and Claim Adjustment Expenses

Benefits and loss adjustment expenses payable, as of December 31, 2024, were \$385,775,404. As of September 30, 2025, \$336,673,595 has been paid for incurred claims and claim adjustment expenses attributable to insured events of prior years. Reserves remaining for prior years are now \$32,854,518 as a result of re-estimation of unpaid claims and claim adjustment expenses. Therefore, there has been a \$16,247,291 favorable prior-year development since December 31, 2024. The decrease is generally the result of ongoing analysis of recent loss development trends. Original estimates are increased or decreased as additional information becomes known regarding individual claims. Included in this decrease, the Company experienced \$15,813,390 of favorable prior year claim development on retrospectively rated policies. However, the business to which it relates is subject to premium adjustments.

26. Intercompany Pooling Arrangements

Not Applicable.

27. Structured Settlements

The Company has no structured settlements.

28. Health Care Receivables

A. Pharmaceutical Rebate Receivables

Quarter	Estimate Pharmacy Rebates as Reported on Financial Statements	Pharmacy Rebates as Billed or Otherwise Confirmed	Actual Rebates Received Within 90 Days of Billing	Actual Rebates Received Within 91 to 180 Days of Billing	Actual Rebates Received More than 181 Days after Billing
12/31/2025	\$ -	\$ -	\$ -	\$ -	\$ -
9/30/2025	96,519,757	96,519,757	-	-	-
6/30/2025	74,480,230	74,045,805	71,978,599	-	-
3/31/2025	106,328,342	105,986,661	96,150,280	8,054,602	-
12/31/2024	105,197,990	101,555,487	94,028,205	(80,044)	5,992,909
9/30/2024	101,445,997	98,498,523	98,349,747	294,261	(385,596)
6/30/2024	94,365,566	92,491,184	92,423,788	87,909	(911)
3/31/2024	108,013,239	104,311,399	104,270,953	38,384	46,243
12/31/2023	103,543,576	100,425,921	97,218,764	3,209,436	-
9/30/2023	106,319,567	103,052,729	95,548,637	2,920,473	4,586,762
6/30/2023	105,592,278	100,953,359	101,023,127	96,229	18,730
3/31/2023	103,516,587	99,724,462	98,749,115	682,322	12,389

B. Risk Sharing Receivables

Risk sharing receivables represent capitation receivables and provider advance receivables over 90 days and are fully non-admitted.

29. Participating Policies

The Company has no participating policies.

30. Premium Deficiency Reserves

Not Applicable.

31. Anticipated Salvage and Subrogation

Not Applicable.

GENERAL INTERROGATORIES

PART 1 - COMMON INTERROGATORIES

GENERAL

- 1.1 Did the reporting entity experience any material transactions requiring the filing of Disclosure of Material Transactions with the State of Domicile, as required by the Model Act? Yes [] No [X]
- 1.2 If yes, has the report been filed with the domiciliary state? Yes [] No []
- 2.1 Has any change been made during the year of this statement in the charter, by-laws, articles of incorporation, or deed of settlement of the reporting entity? Yes [] No [X]
- 2.2 If yes, date of change: _____
- 3.1 Is the reporting entity a member of an Insurance Holding Company System consisting of two or more affiliated persons, one or more of which is an insurer? Yes [X] No []
If yes, complete Schedule Y, Parts 1 and 1A.
- 3.2 Have there been any substantial changes in the organizational chart since the prior quarter end? Yes [] No [X]
- 3.3 If the response to 3.2 is yes, provide a brief description of those changes.
NA
- 3.4 Is the reporting entity publicly traded or a member of a publicly traded group? Yes [X] No []
- 3.5 If the response to 3.4 is yes, provide the CIK (Central Index Key) code issued by the SEC for the entity/group. 000049071
- 4.1 Has the reporting entity been a party to a merger or consolidation during the period covered by this statement? Yes [] No [X]
- 4.2 If yes, provide the name of the entity, NAIC Company Code, and state of domicile (use two letter state abbreviation) for any entity that has ceased to exist as a result of the merger or consolidation.

1	2	3
Name of Entity	NAIC Company Code	State of Domicile
Not Applicable.		

5. If the reporting entity is subject to a management agreement, including third-party administrator(s), managing general agent(s), attorney-in-fact, or similar agreement, have there been any significant changes regarding the terms of the agreement or principals involved? Yes [] No [X] N/A []
If yes, attach an explanation.
.....
- 6.1 State as of what date the latest financial examination of the reporting entity was made or is being made. 12/31/2020
- 6.2 State the as of date that the latest financial examination report became available from either the state of domicile or the reporting entity. This date should be the date of the examined balance sheet and not the date the report was completed or released. 12/31/2020
- 6.3 State as of what date the latest financial examination report became available to other states or the public from either the state of domicile or the reporting entity. This is the release date or completion date of the examination report and not the date of the examination (balance sheet date). 05/06/2022
- 6.4 By what department or departments?
Illinois Department of Insurance
- 6.5 Have all financial statement adjustments within the latest financial examination report been accounted for in a subsequent financial statement filed with Departments? Yes [X] No [] N/A []
- 6.6 Have all of the recommendations within the latest financial examination report been complied with? Yes [X] No [] N/A []
- 7.1 Has this reporting entity had any Certificates of Authority, licenses or registrations (including corporate registration, if applicable) suspended or revoked by any governmental entity during the reporting period? Yes [] No [X]
- 7.2 If yes, give full information:
.....
- 8.1 Is the company a subsidiary of a bank holding company regulated by the Federal Reserve Board? Yes [] No [X]
- 8.2 If response to 8.1 is yes, please identify the name of the bank holding company.
.....
- 8.3 Is the company affiliated with one or more banks, thrifts or securities firms? Yes [] No [X]
- 8.4 If response to 8.3 is yes, please provide below the names and location (city and state of the main office) of any affiliates regulated by a federal regulatory services agency [i.e. the Federal Reserve Board (FRB), the Office of the Comptroller of the Currency (OCC), the Federal Deposit Insurance Corporation (FDIC) and the Securities Exchange Commission (SEC)] and identify the affiliate's primary federal regulator.

1	2	3	4	5	6
Affiliate Name	Location (City, State)	FRB	OCC	FDIC	SEC

GENERAL INTERROGATORIES

- 9.1 Are the senior officers (principal executive officer, principal financial officer, principal accounting officer or controller, or persons performing similar functions) of the reporting entity subject to a code of ethics, which includes the following standards? Yes No
- (a) Honest and ethical conduct, including the ethical handling of actual or apparent conflicts of interest between personal and professional relationships;
- (b) Full, fair, accurate, timely and understandable disclosure in the periodic reports required to be filed by the reporting entity;
- (c) Compliance with applicable governmental laws, rules and regulations;
- (d) The prompt internal reporting of violations to an appropriate person or persons identified in the code; and
- (e) Accountability for adherence to the code.
- 9.11 If the response to 9.1 is No, please explain:
- 9.2 Has the code of ethics for senior managers been amended? Yes No
- 9.21 If the response to 9.2 is Yes, provide information related to amendment(s).
Ethics Every Day was amended in June 2025 to update content based on operational changes, clarify content where necessary and perform general document maintenance.
- 9.3 Have any provisions of the code of ethics been waived for any of the specified officers? Yes No
- 9.31 If the response to 9.3 is Yes, provide the nature of any waiver(s).
.....

FINANCIAL

- 10.1 Does the reporting entity report any amounts due from parent, subsidiaries or affiliates on Page 2 of this statement? Yes No
- 10.2 If yes, indicate any amounts receivable from parent included in the Page 2 amount: \$ 26,103,933

INVESTMENT

- 11.1 Were any of the stocks, bonds, or other assets of the reporting entity loaned, placed under option agreement, or otherwise made available for use by another person? (Exclude securities under securities lending agreements.) Yes No
- 11.2 If yes, give full and complete information relating thereto:
12. Amount of real estate and mortgages held in other invested assets in Schedule BA: \$ 0
13. Amount of real estate and mortgages held in short-term investments: \$ 0
- 14.1 Does the reporting entity have any investments in parent, subsidiaries and affiliates? Yes No
- 14.2 If yes, please complete the following:
- | | 1
Prior Year-End
Book/Adjusted
Carrying Value | 2
Current Quarter
Book/Adjusted
Carrying Value |
|---|--|---|
| 14.21 Bonds | \$ 0 | \$ 0 |
| 14.22 Preferred Stock | \$ 0 | \$ 0 |
| 14.23 Common Stock | \$ 0 | \$ 0 |
| 14.24 Short-Term Investments | \$ 0 | \$ 0 |
| 14.25 Mortgage Loans on Real Estate | \$ 0 | \$ 0 |
| 14.26 All Other | \$ 0 | \$ 0 |
| 14.27 Total Investment in Parent, Subsidiaries and Affiliates (Subtotal Lines 14.21 to 14.26) | \$ 0 | \$ 0 |
| 14.28 Total Investment in Parent included in Lines 14.21 to 14.26 above | \$ 0 | \$ 0 |
- 15.1 Has the reporting entity entered into any hedging transactions reported on Schedule DB? Yes No
- 15.2 If yes, has a comprehensive description of the hedging program been made available to the domiciliary state? Yes No N/A
- If no, attach a description with this statement.
16. For the reporting entity's security lending program, state the amount of the following as of the current statement date:
- 16.1 Total fair value of reinvested collateral assets reported on Schedule DL, Parts 1 and 2. \$ 34,637,291
- 16.2 Total book/adjusted carrying value of reinvested collateral assets reported on Schedule DL, Parts 1 and 2 \$ 34,636,256
- 16.3 Total payable for securities lending reported on the liability page. \$ 34,637,291

GENERAL INTERROGATORIES

17. Excluding items in Schedule E - Part 3 - Special Deposits, real estate, mortgage loans and investments held physically in the reporting entity's offices, vaults or safety deposit boxes, were all stocks, bonds and other securities, owned throughout the current year held pursuant to a custodial agreement with a qualified bank or trust company in accordance with Section 1, III - General Examination Considerations, F. Outsourcing of Critical Functions, Custodial or Safekeeping Agreements of the NAIC Financial Condition Examiners Handbook? Yes [X] No []
- 17.1 For all agreements that comply with the requirements of the NAIC Financial Condition Examiners Handbook, complete the following:

1 Name of Custodian(s)	2 Custodian Address
JP Morgan Chase	4 Metro Tech Center, 6th Floor, Mail Code: NY1-C512, Brooklyn, NY 11245, Attn: Zaida Cepeda

- 17.2 For all agreements that do not comply with the requirements of the NAIC Financial Condition Examiners Handbook, provide the name, location and a complete explanation:

1 Name(s)	2 Location(s)	3 Complete Explanation(s)

- 17.3 Have there been any changes, including name changes, in the custodian(s) identified in 17.1 during the current quarter? Yes [] No [X]
- 17.4 If yes, give full information relating thereto:

1 Old Custodian	2 New Custodian	3 Date of Change	4 Reason

- 17.5 Investment management – Identify all investment advisors, investment managers, broker/dealers, including individuals that have the authority to make investment decisions on behalf of the reporting entity. This includes both primary and sub-advisors. For assets that are managed internally by employees of the reporting entity, note as such. ["...that have access to the investment accounts"; "...handle securities"]

1 Name of Firm or Individual	2 Affiliation
BLACKROCK FINANCIAL MANAGEMENT, INC	U.....
Humana Inc.	I.....

- 17.5097 For those firms/individuals listed in the table for Question 17.5, do any firms/individuals unaffiliated with the reporting entity (i.e. designated with a "U") manage more than 10% of the reporting entity's invested assets?..... Yes [X] No []

- 17.5098 For firms/individuals unaffiliated with the reporting entity (i.e. designated with a "U") listed in the table for Question 17.5, does the total assets under management aggregate to more than 50% of the reporting entity's invested assets?..... Yes [X] No []

- 17.6 For those firms or individuals listed in the table for 17.5 with an affiliation code of "A" (affiliated) or "U" (unaffiliated), provide the information for the table below.

1	2	3	4	5
Central Registration Depository Number	Name of Firm or Individual	Legal Entity Identifier (LEI)	Registered With	Investment Management Agreement (IMA) Filed
107105	BLACKROCK FINANCIAL MANAGEMENT, INC	549300LVXY1VJKE13M84	The SEC	DS.....

- 18.1 Have all the filing requirements of the Purposes and Procedures Manual of the NAIC Investment Analysis Office been followed? Yes [X] No []
- 18.2 If no, list exceptions:

19. By self-designating 5GI securities, the reporting entity is certifying the following elements for each self-designated 5GI security:
- a. Documentation necessary to permit a full credit analysis of the security does not exist or an NAIC CRP credit rating for an FE or PL security is not available.
 - b. Issuer or obligor is current on all contracted interest and principal payments.
 - c. The insurer has an actual expectation of ultimate payment of all contracted interest and principal.
- Has the reporting entity self-designated 5GI securities? Yes [] No [X]

20. By self-designating PLGI securities, the reporting entity is certifying the following elements of each self-designated PLGI security:
- a. The security was purchased prior to January 1, 2018.
 - b. The reporting entity is holding capital commensurate with the NAIC Designation reported for the security.
 - c. The NAIC Designation was derived from the credit rating assigned by an NAIC CRP in its legal capacity as a NRSRO which is shown on a current private letter rating held by the insurer and available for examination by state insurance regulators.
 - d. The reporting entity is not permitted to share this credit rating of the PL security with the SVO.
- Has the reporting entity self-designated PLGI securities? Yes [] No [X]

21. By assigning FE to a Schedule BA non-registered private fund, the reporting entity is certifying the following elements of each self-designated FE fund:
- a. The shares were purchased prior to January 1, 2019.
 - b. The reporting entity is holding capital commensurate with the NAIC Designation reported for the security.
 - c. The security had a public credit rating(s) with annual surveillance assigned by an NAIC CRP in its legal capacity as an NRSRO prior to January 1, 2019.
 - d. The fund only or predominantly holds bonds in its portfolio.
 - e. The current reported NAIC Designation was derived from the public credit rating(s) with annual surveillance assigned by an NAIC CRP in its legal capacity as an NRSRO.
 - f. The public credit rating(s) with annual surveillance assigned by an NAIC CRP has not lapsed.
- Has the reporting entity assigned FE to Schedule BA non-registered private funds that complied with the above criteria? Yes [] No [X]

GENERAL INTERROGATORIES

PART 2 - HEALTH

1. Operating Percentages:
- 1.1 A&H loss percent 91.460 %
 - 1.2 A&H cost containment percent 2.600 %
 - 1.3 A&H expense percent excluding cost containment expenses 8.560 %
- 2.1 Do you act as a custodian for health savings accounts? Yes [] No []
- 2.2 If yes, please provide the amount of custodial funds held as of the reporting date \$..... 0
- 2.3 Do you act as an administrator for health savings accounts? Yes [] No []
- 2.4 If yes, please provide the balance of the funds administered as of the reporting date \$..... 0
3. Is the reporting entity licensed or chartered, registered, qualified, eligible or writing business in at least two states? Yes [] No []
- 3.1 If no, does the reporting entity assume reinsurance business that covers risks residing in at least one state other than the state of domicile of the reporting entity? Yes [] No []

SCHEDULE S - CEDED REINSURANCE

Showing All New Reinsurance Treaties - Current Year to Date

1 NAIC Company Code	2 ID Number	3 Effective Date	4 Name of Reinsurer	5 Domiciliary Jurisdiction	6 Type of Reinsurance Ceded	7 Type of Business Ceded	8 Type of Reinsurer	9 Certified Reinsurer Rating (1 through 6)	10 Effective Date of Certified Reinsurer Rating
NONE									

SCHEDULE T - PREMIUMS AND OTHER CONSIDERATIONS

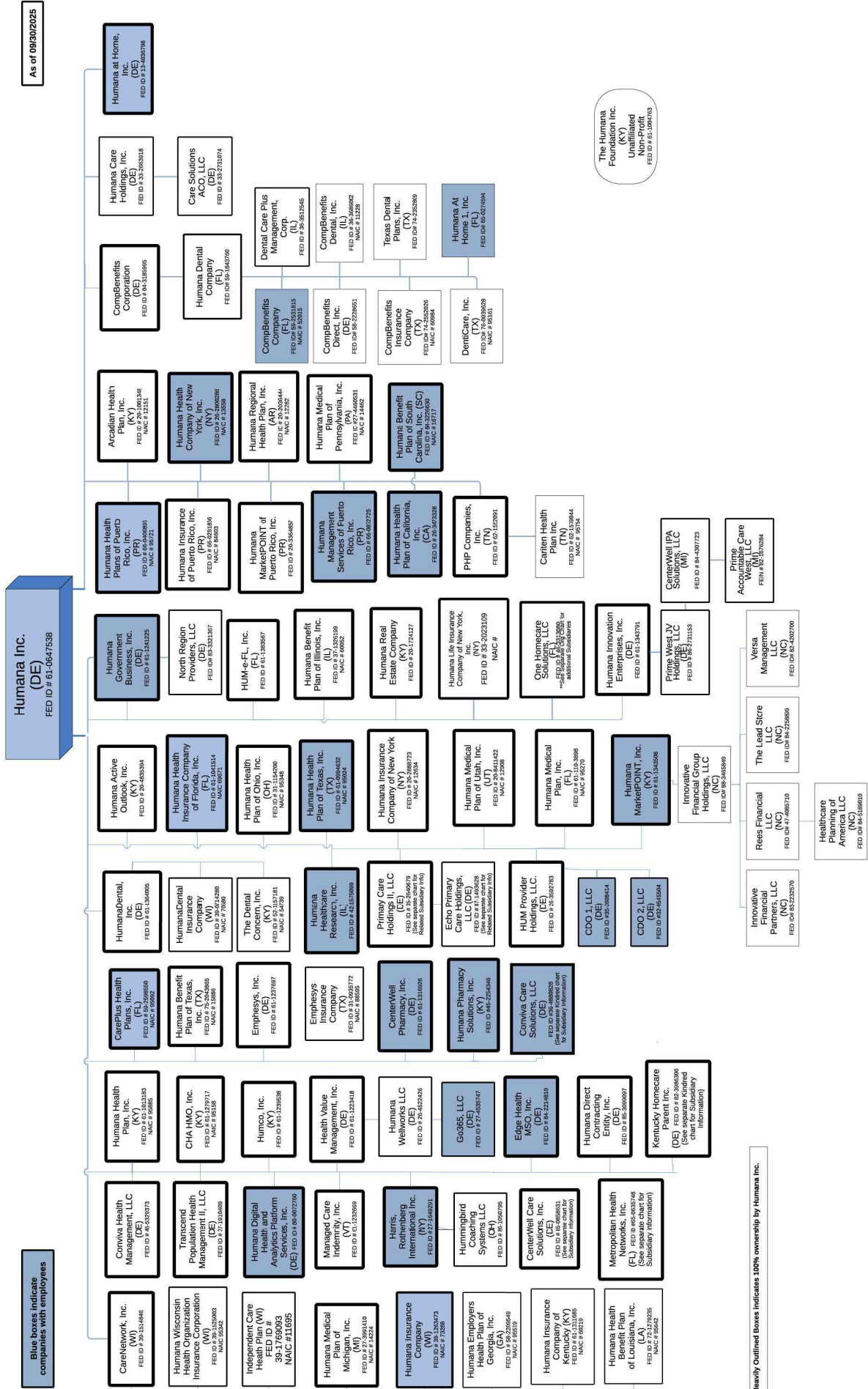
Current Year to Date - Allocated by States and Territories

States, etc.	1 Active Status (a)	Direct Business Only									
		2 Accident and Health Premiums	3 Medicare Title XVIII	4 Medicaid Title XIX	5 CHIP Title XXI	6 Federal Employees Health Benefits Program Premiums	7 Life and Annuity Premiums & Other Considerations	8 Property/Casualty Premiums	9 Total Columns 2 Through 8	10 Deposit-Type Contracts	
1. Alabama	AL	L	2,463,092	13,162,092	0	0	0	0	0	15,625,183	0
2. Alaska	AK	L	0	0	0	0	0	0	0	0	0
3. Arizona	AZ	L	0	0	0	0	0	0	0	0	0
4. Arkansas	AR	L	0	0	0	0	0	0	0	0	0
5. California	CA	L	44,294,346	288,206,699	0	0	0	0	0	332,501,045	0
6. Colorado	CO	L	5,890,650	0	0	0	0	0	0	5,890,650	0
7. Connecticut	CT	L	27,107,254	0	0	0	0	0	0	27,107,254	0
8. Delaware	DE	L	0	0	0	0	0	0	0	0	0
9. District of Columbia	DC	L	0	0	0	0	0	0	0	0	0
10. Florida	FL	L	0	0	0	0	0	0	0	0	0
11. Georgia	GA	L	3,006,553	2,476,993	0	0	0	0	0	5,483,546	0
12. Hawaii	HI	L	0	0	0	0	0	0	0	0	0
13. Idaho	ID	L	0	2,394,167	0	0	0	0	0	2,394,167	0
14. Illinois	IL	L	2,303,601	1,702,631,032	0	0	0	0	0	1,704,934,633	0
15. Indiana	IN	L	2,958,356	5,731,888	0	0	0	0	0	8,690,244	0
16. Iowa	IA	L	0	0	0	0	0	0	0	0	0
17. Kansas	KS	L	1,196,291	0	0	0	0	0	0	1,196,291	0
18. Kentucky	KY	L	0	186,127,586	0	0	0	0	0	186,127,586	0
19. Louisiana	LA	L	0	7,426	0	0	0	0	0	7,426	0
20. Maine	ME	L	0	26	0	0	0	0	0	26	0
21. Maryland	MD	L	11,012,932	0	0	0	0	0	0	11,012,932	0
22. Massachusetts	MA	L	12,097,082	0	0	0	0	0	0	12,097,082	0
23. Michigan	MI	L	3,705,671	0	0	0	0	0	0	3,705,671	0
24. Minnesota	MN	L	0	0	0	0	0	0	0	0	0
25. Mississippi	MS	L	1,309,762	0	0	0	0	0	0	1,309,762	0
26. Missouri	MO	L	0	0	0	0	0	0	0	0	0
27. Montana	MT	L	0	12,798,714	0	0	0	0	0	12,798,714	0
28. Nebraska	NE	L	0	0	0	0	0	0	0	0	0
29. Nevada	NV	L	1,731,793	0	0	0	0	0	0	1,731,793	0
30. New Hampshire	NH	L	0	0	0	0	0	0	0	0	0
31. New Jersey	NJ	L	6,887,733	12,419	0	0	0	0	0	6,900,152	0
32. New Mexico	NM	L	382,200	0	0	0	0	0	0	382,200	0
33. New York	NY	N	0	0	0	0	0	0	0	0	0
34. North Carolina	NC	L	2,363,657	927,764,201	0	0	0	0	0	930,127,858	0
35. North Dakota	ND	L	1,274,550	(22,111)	0	0	0	0	0	1,252,439	0
36. Ohio	OH	L	7,416,021	179,903,165	0	0	0	0	0	187,319,186	0
37. Oklahoma	OK	L	1,645,773	0	0	0	0	0	0	1,645,773	0
38. Oregon	OR	L	0	1,322,547	0	0	0	0	0	1,322,547	0
39. Pennsylvania	PA	L	3,035,572	558,864,209	0	0	0	0	0	561,899,781	0
40. Rhode Island	RI	L	0	26,496	0	0	0	0	0	26,496	0
41. South Carolina	SC	L	5,624,282	356,786	0	0	0	0	0	5,981,068	0
42. South Dakota	SD	L	0	(9,200)	0	0	0	0	0	(9,200)	0
43. Tennessee	TN	L	2,305,161	0	0	0	0	0	0	2,305,161	0
44. Texas	TX	L	19,009,640	0	0	0	0	0	0	19,009,640	0
45. Utah	UT	L	0	0	0	0	0	0	0	0	0
46. Vermont	VT	L	0	0	0	0	0	0	0	0	0
47. Virginia	VA	L	2,272,527	0	0	0	0	0	0	2,272,527	0
48. Washington	WA	L	0	0	0	0	0	0	0	0	0
49. West Virginia	WV	L	0	61,091,359	0	0	0	0	0	61,091,359	0
50. Wisconsin	WI	L	1,622,629	0	0	0	0	0	0	1,622,629	0
51. Wyoming	WY	L	0	2,929,131	0	0	0	0	0	2,929,131	0
52. American Samoa	AS	N	0	0	0	0	0	0	0	0	0
53. Guam	GU	N	0	0	0	0	0	0	0	0	0
54. Puerto Rico	PR	N	0	0	0	0	0	0	0	0	0
55. U.S. Virgin Islands	VI	N	0	0	0	0	0	0	0	0	0
56. Northern Mariana Islands	MP	N	0	0	0	0	0	0	0	0	0
57. Canada	CAN	N	0	0	0	0	0	0	0	0	0
58. Aggregate Other Aliens	OT	XXX	0	0	0	0	0	0	0	0	0
59. Subtotal		XXX	172,917,128	3,945,775,626	0	0	0	0	0	4,118,692,753	0
60. Reporting Entity Contributions for Employee Benefit Plans		XXX	0	0	0	0	0	0	0	0	0
61. Totals (Direct Business)		XXX	172,917,128	3,945,775,626	0	0	0	0	0	4,118,692,753	0
DETAILS OF WRITE-INS											
58001.		XXX									
58002.		XXX									
58003.		XXX									
58998. Summary of remaining write-ins for Line 58 from overflow page		XXX	0	0	0	0	0	0	0	0	0
58999. Totals (Lines 58001 through 58003 plus 58998)(Line 58 above)		XXX	0	0	0	0	0	0	0	0	0

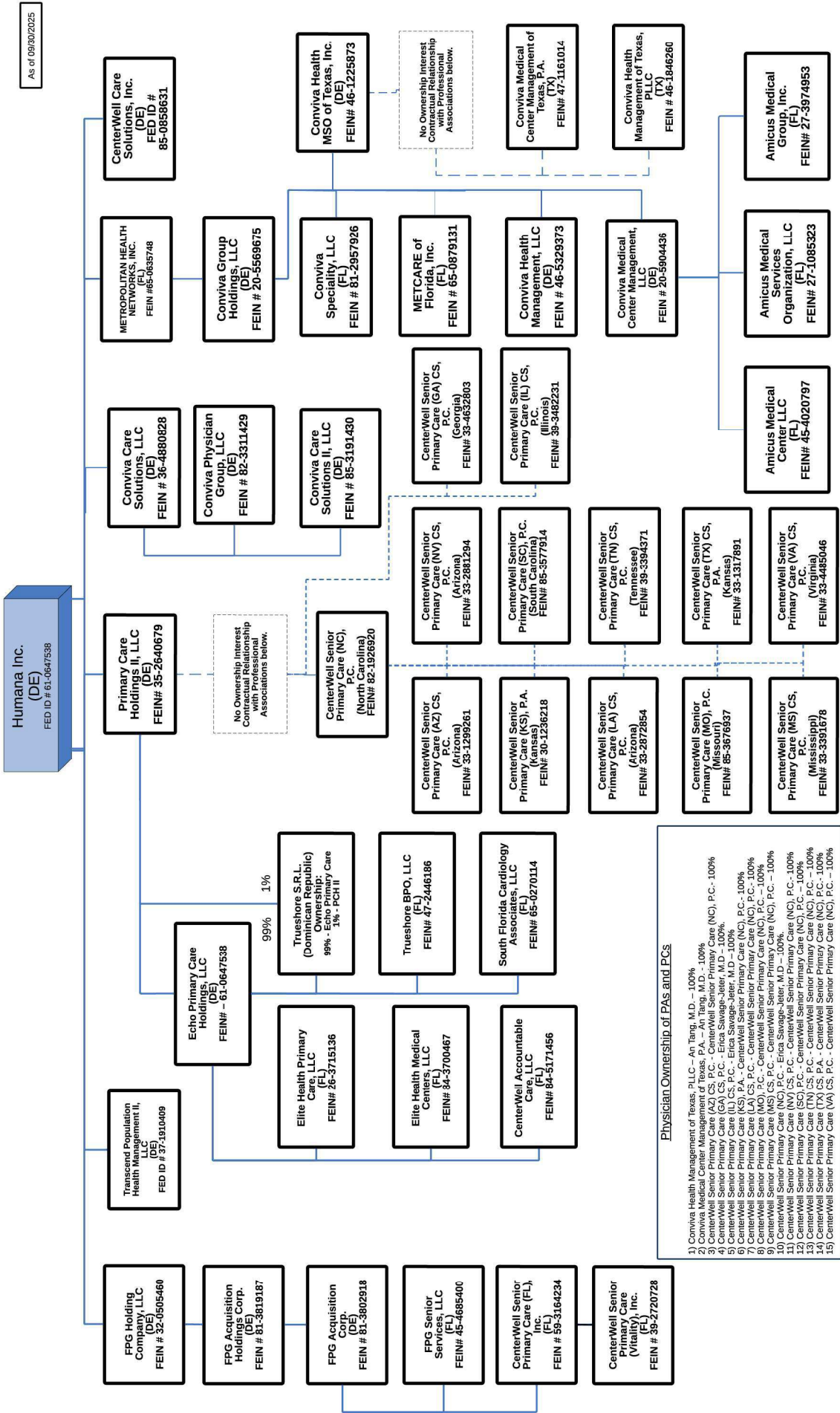
(a) Active Status Counts:

- 1. L - Licensed or Chartered - Licensed insurance carrier or domiciled RRG..... 50
- 2. R - Registered - Non-domiciled RRGs..... 0
- 3. E - Eligible - Reporting entities eligible or approved to write surplus lines in the state. 0
- 4. Q - Qualified - Qualified or accredited reinsurer..... 0
- 5. N - None of the above - Not allowed to write business in the state..... 7

STATEMENT AS OF SEPTEMBER 30, 2025 OF THE Humana Benefit Plan of Illinois Inc.

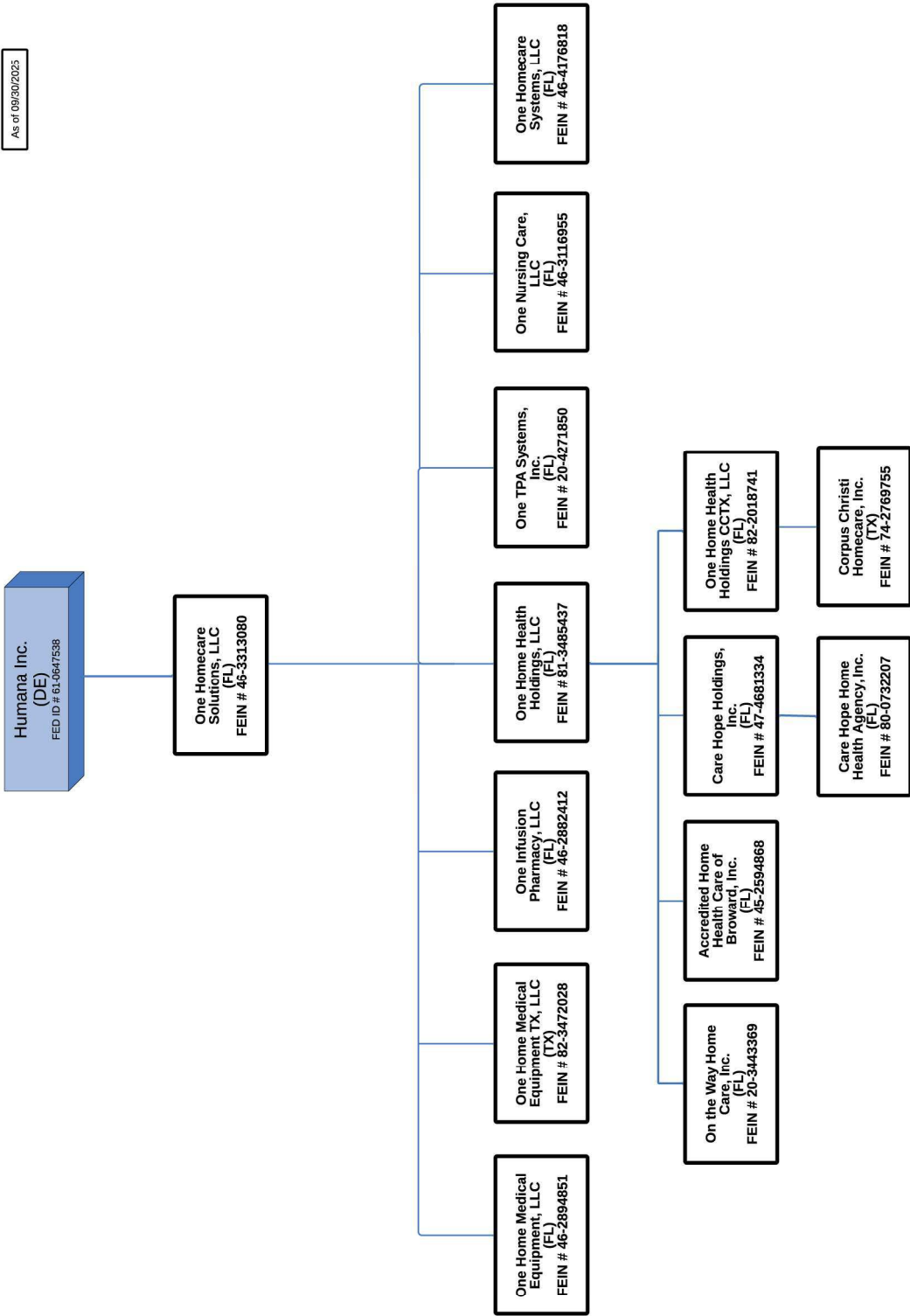


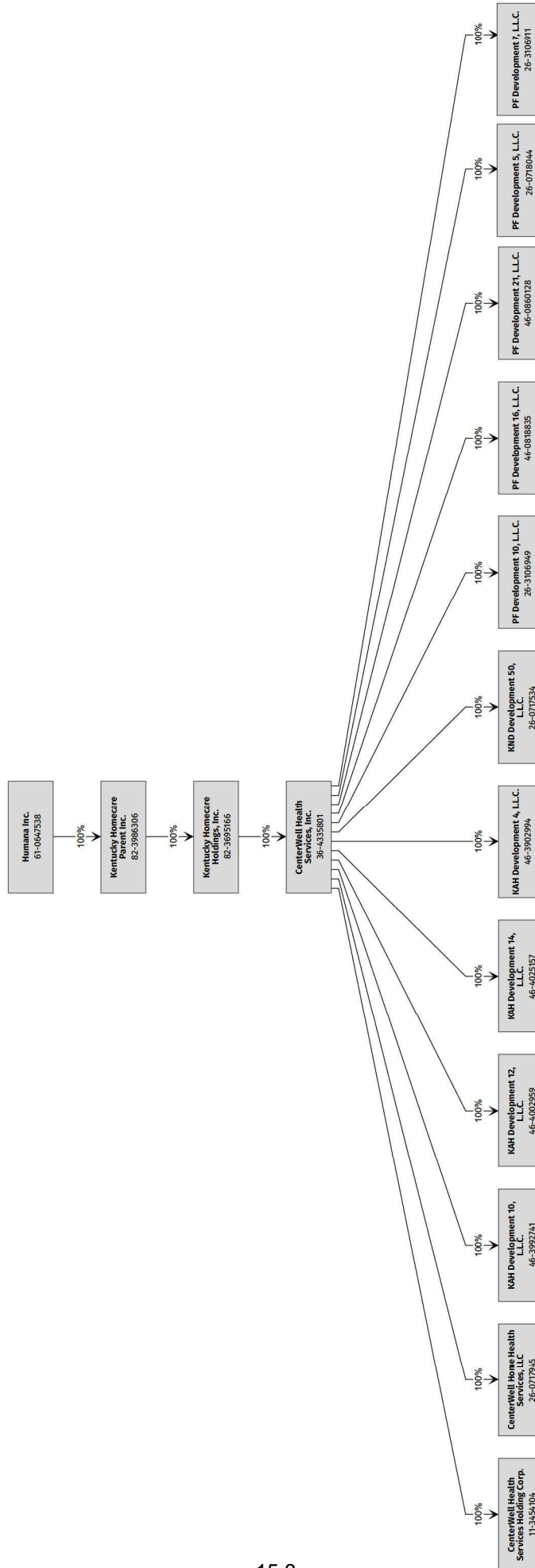
Note: Heavily Outlined Boxes Indicates 100% ownership by Humana Inc.

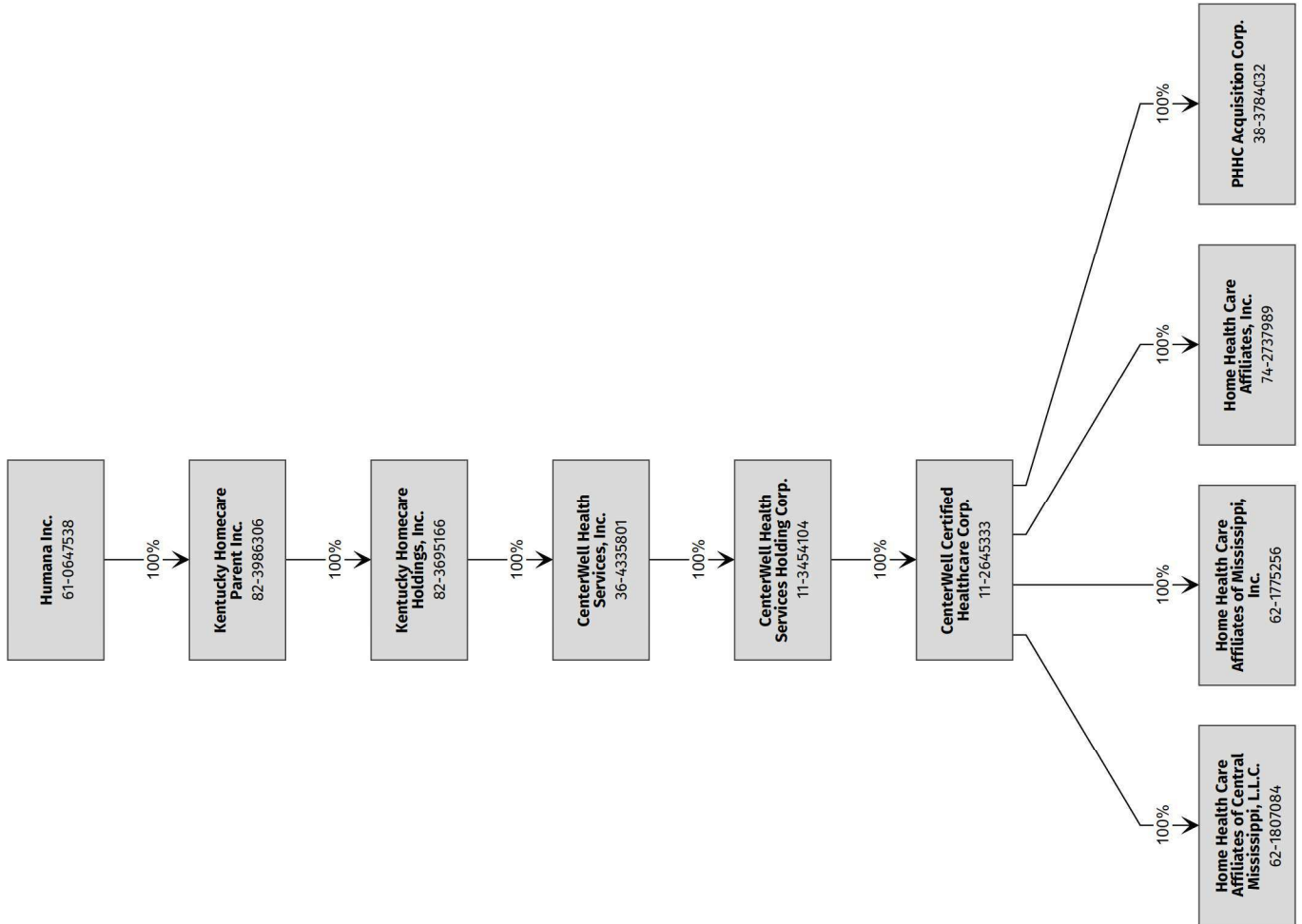


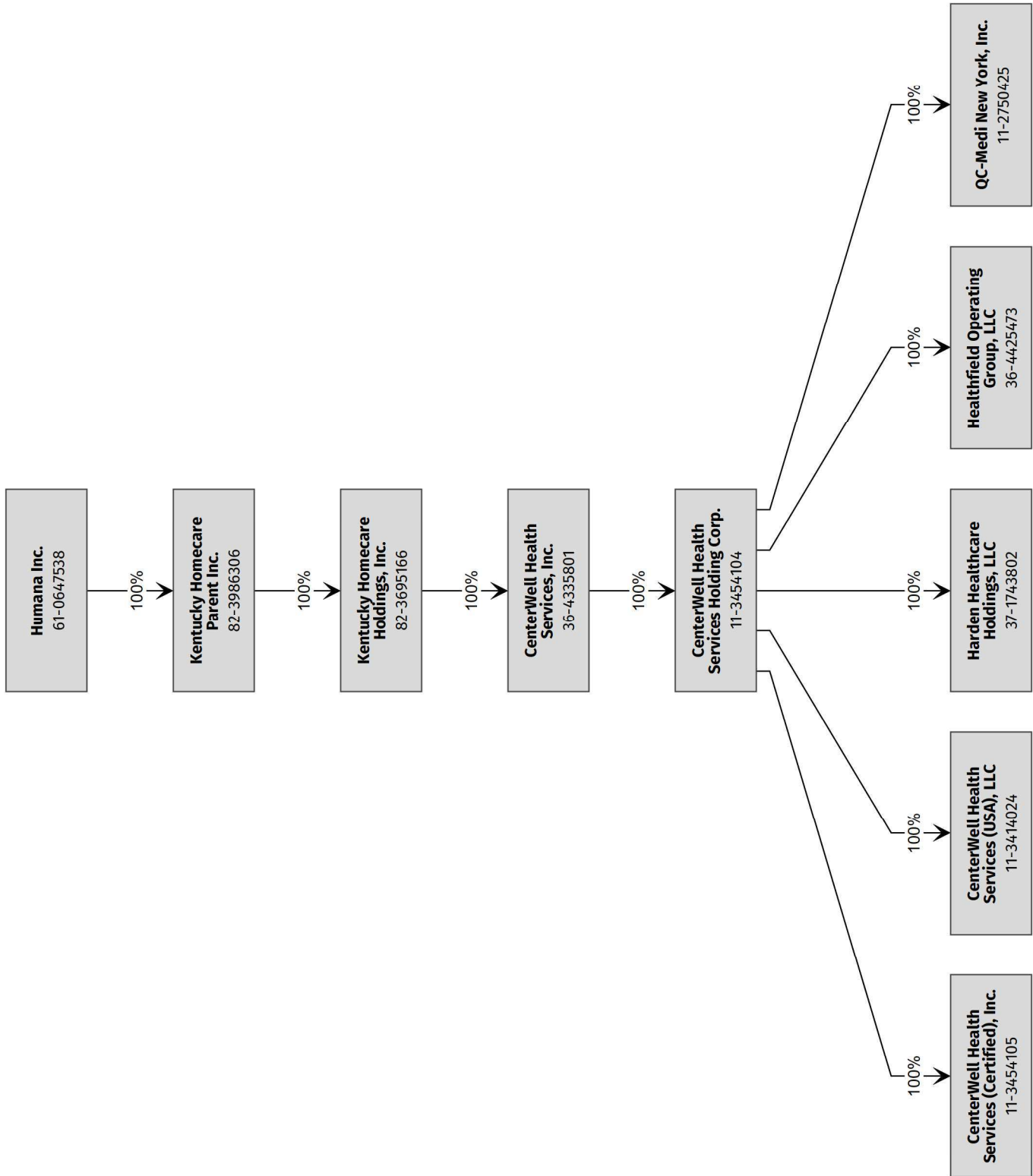
As of 09/30/2025

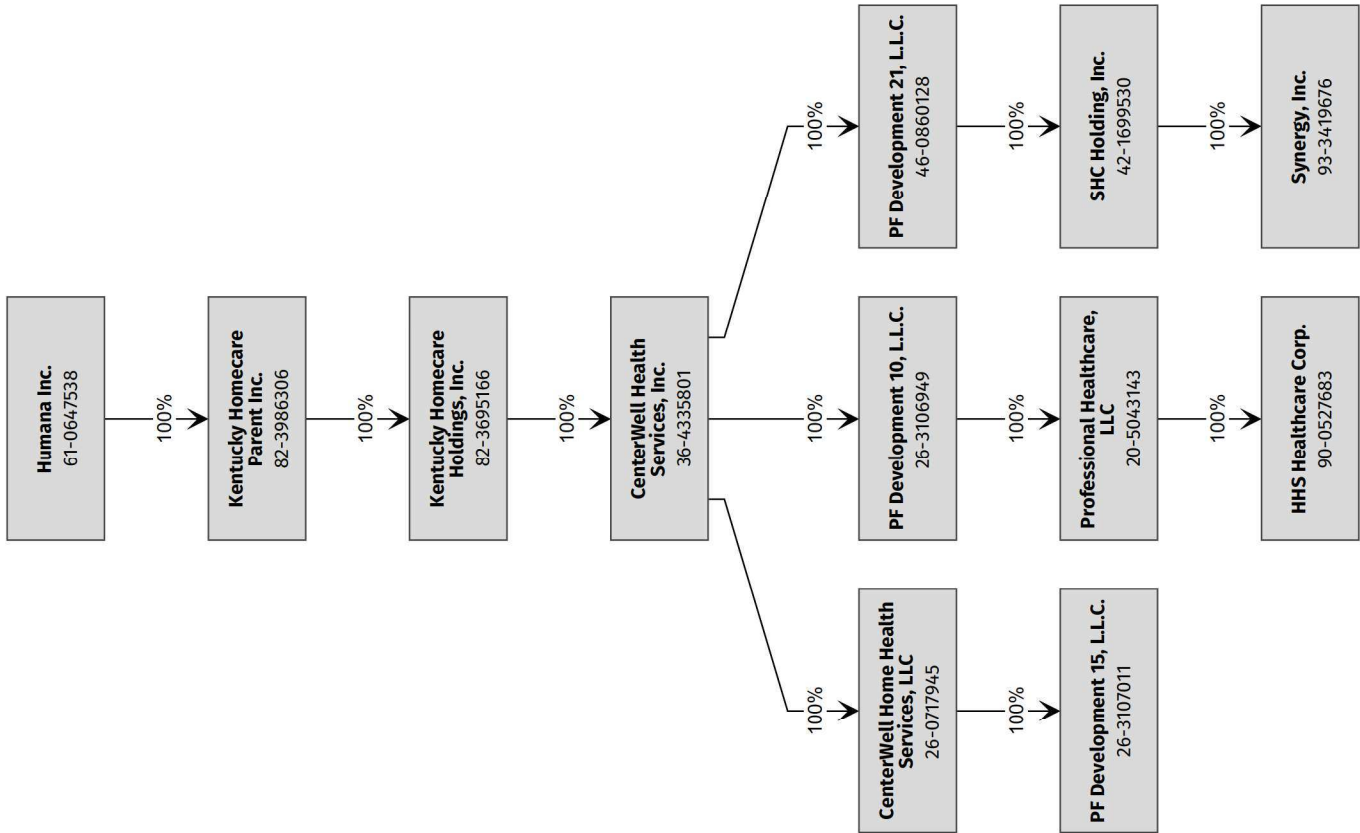
As of 09/30/2025

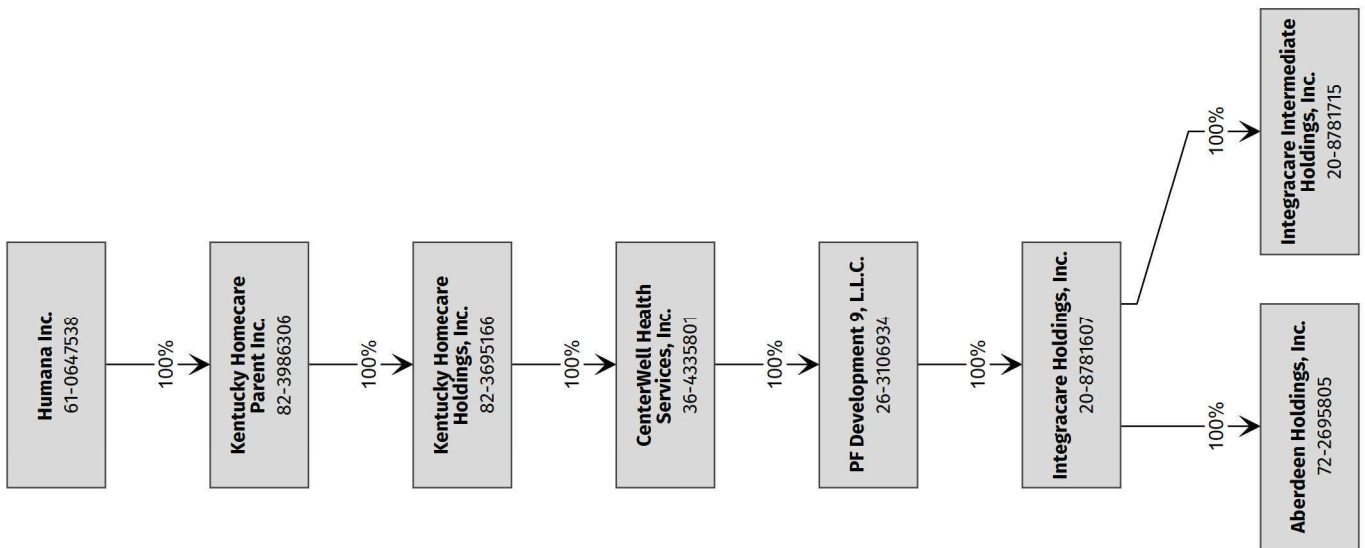


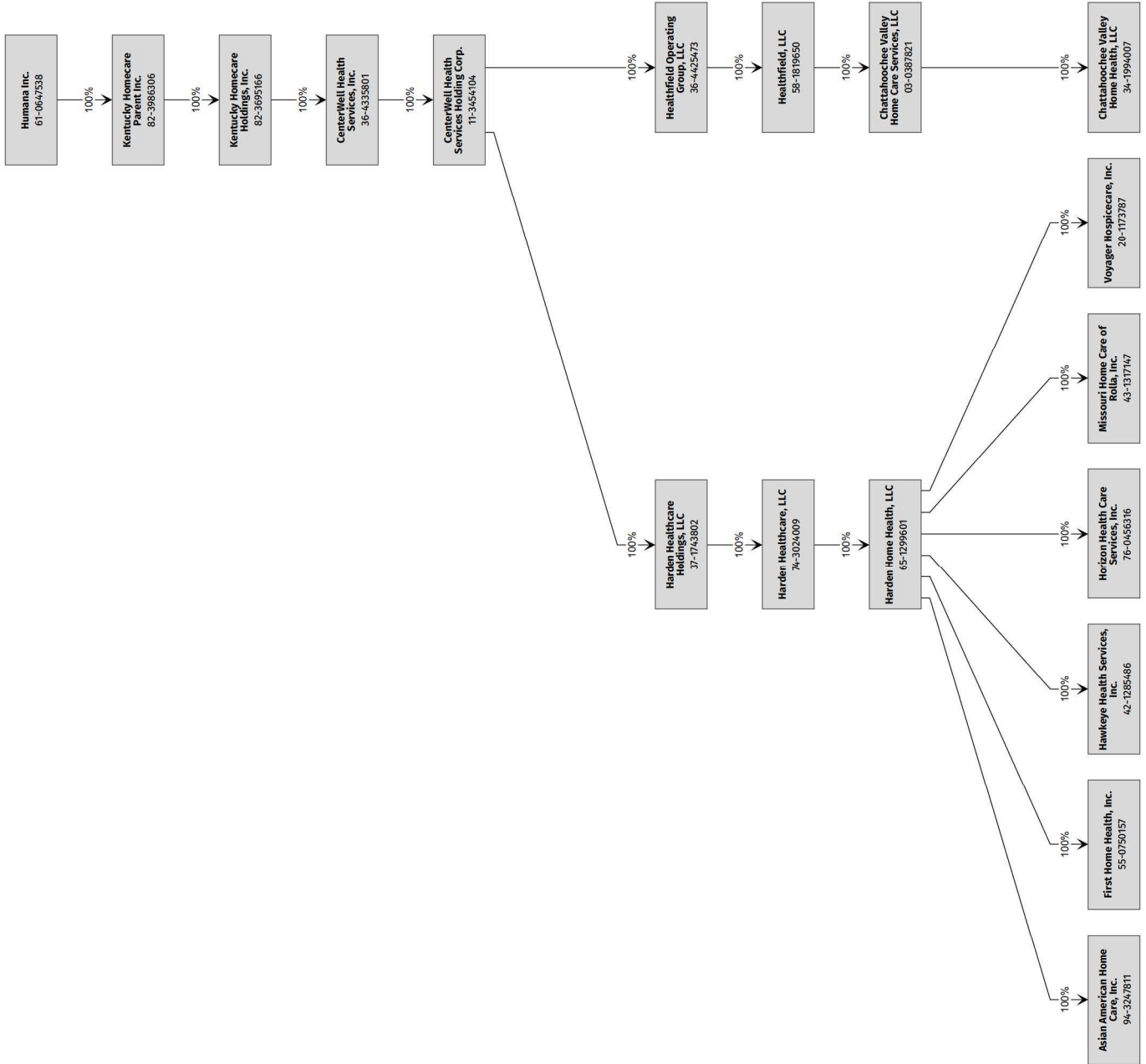


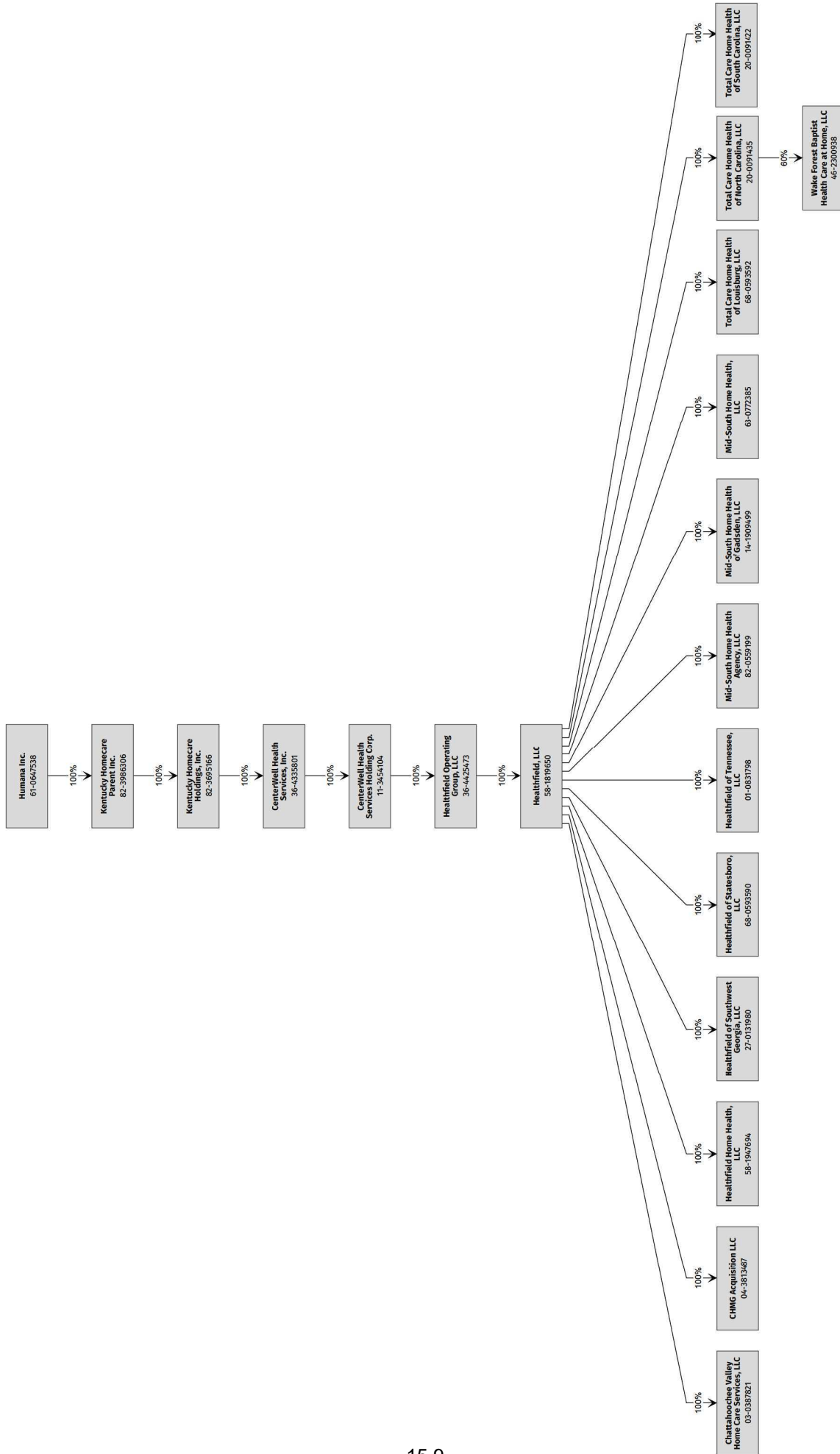


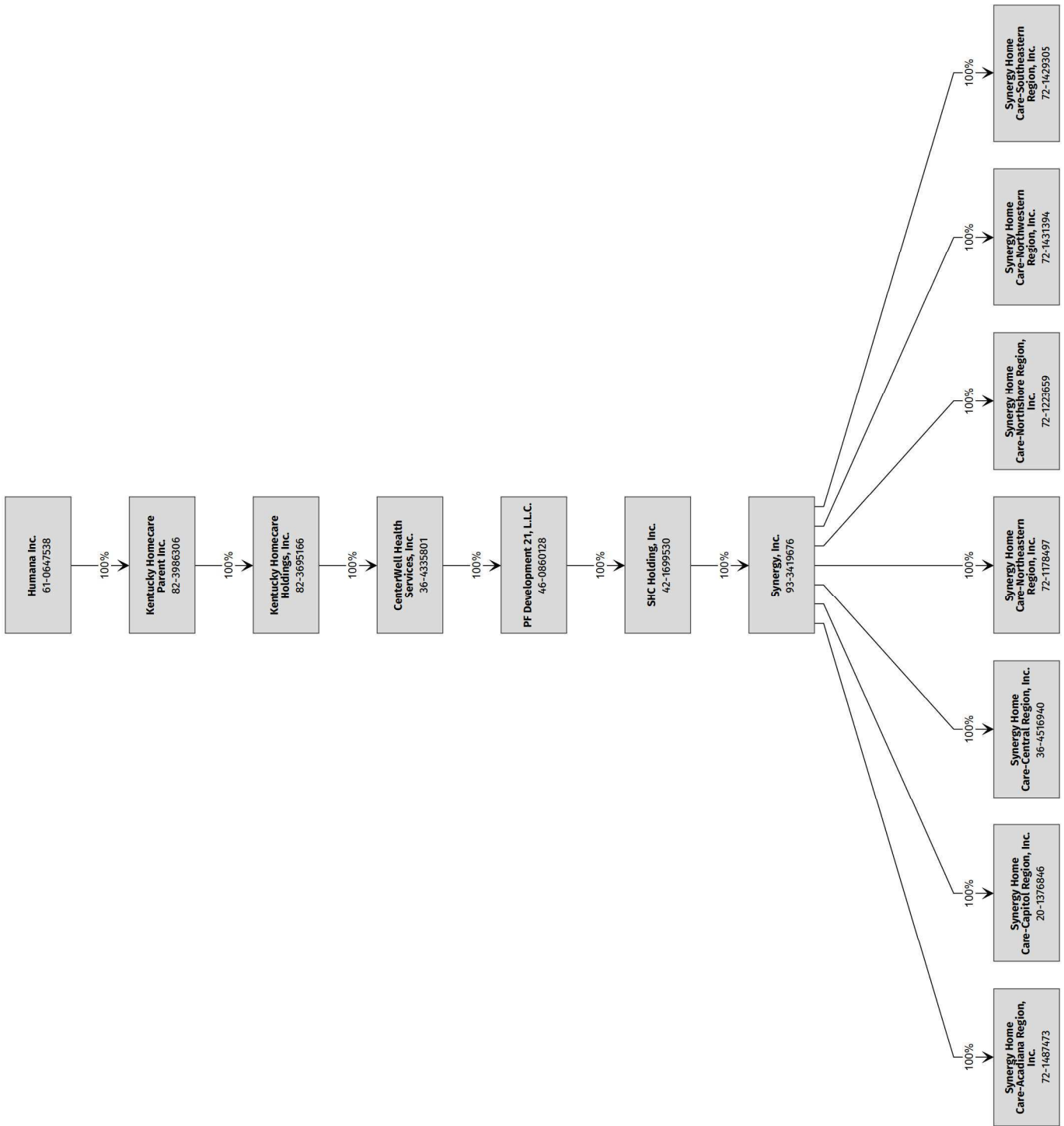


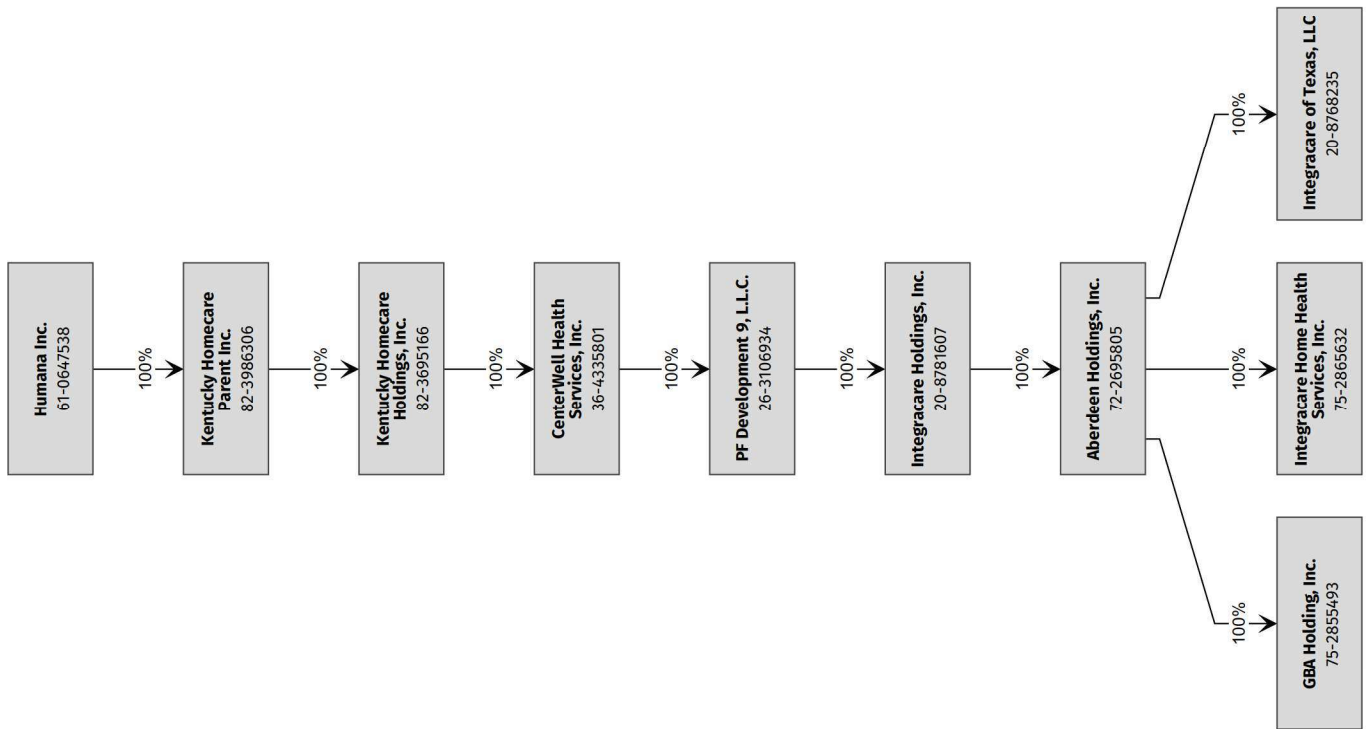


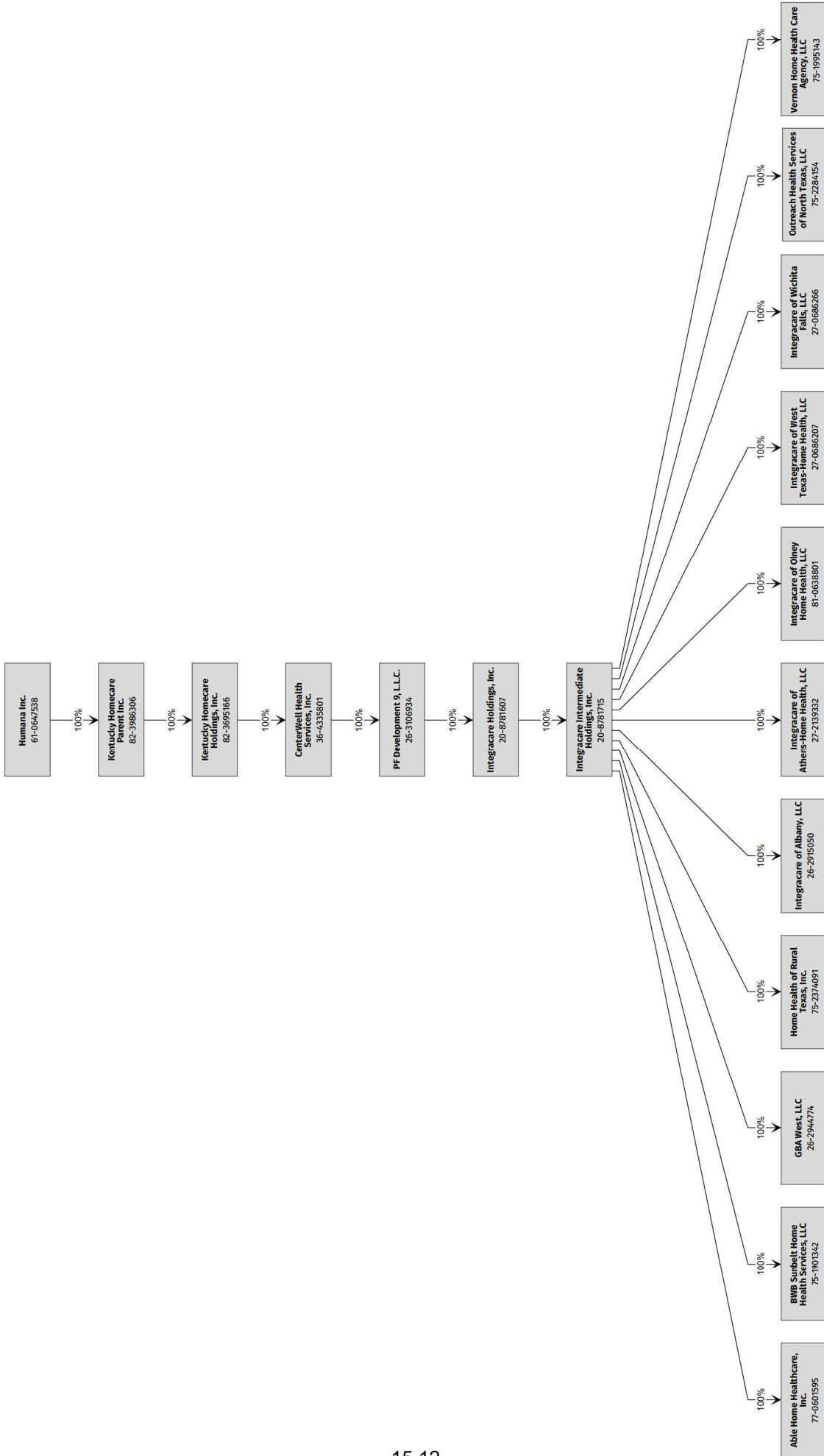


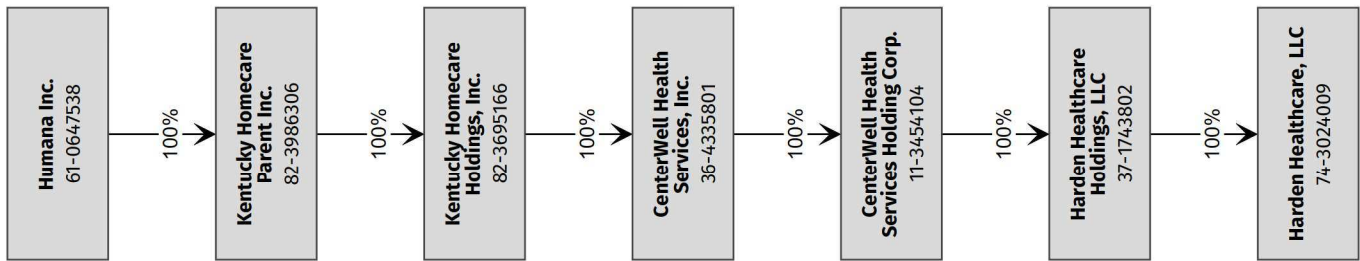




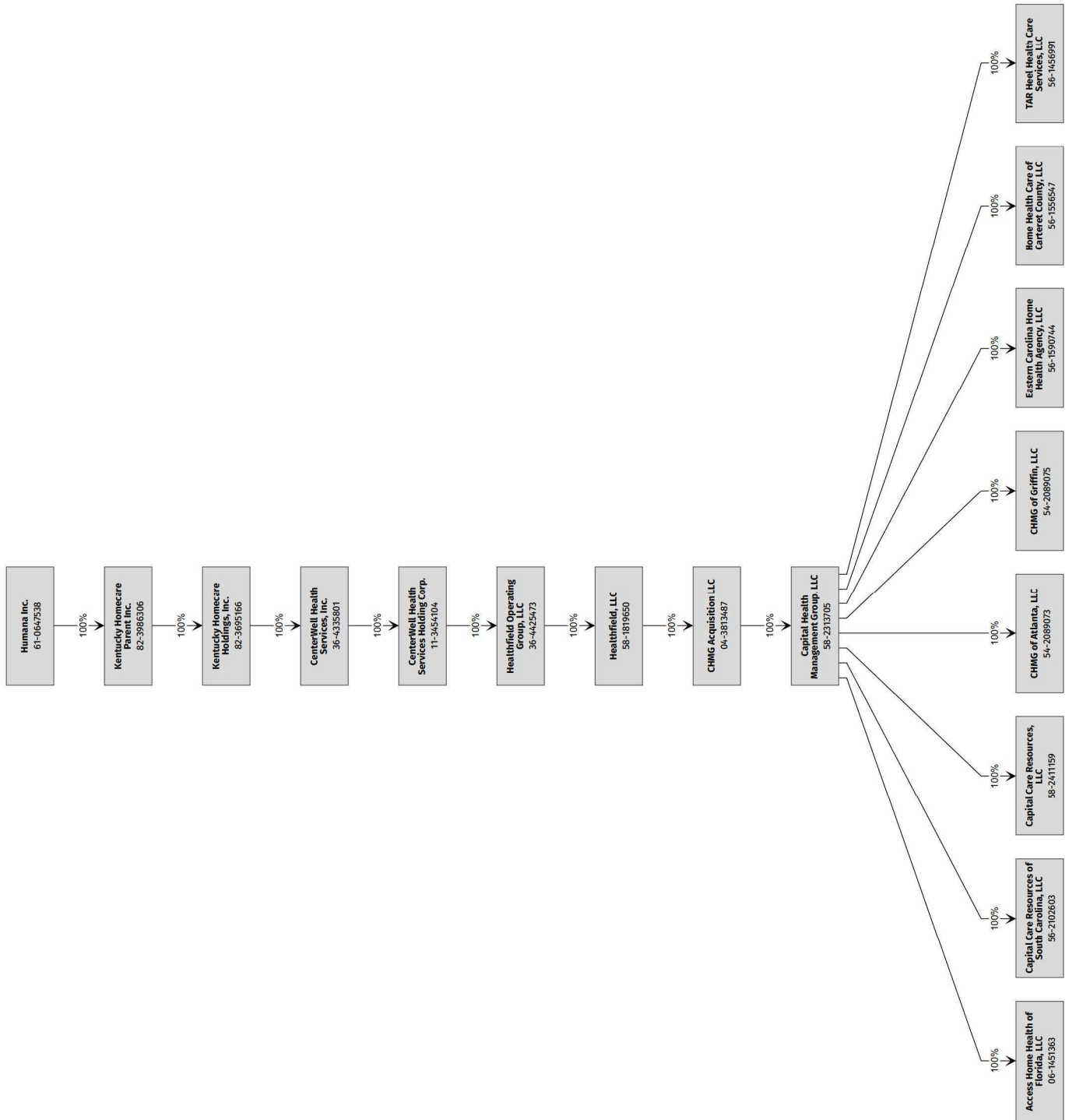


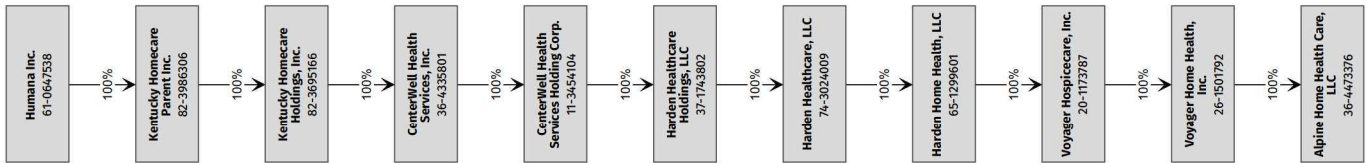


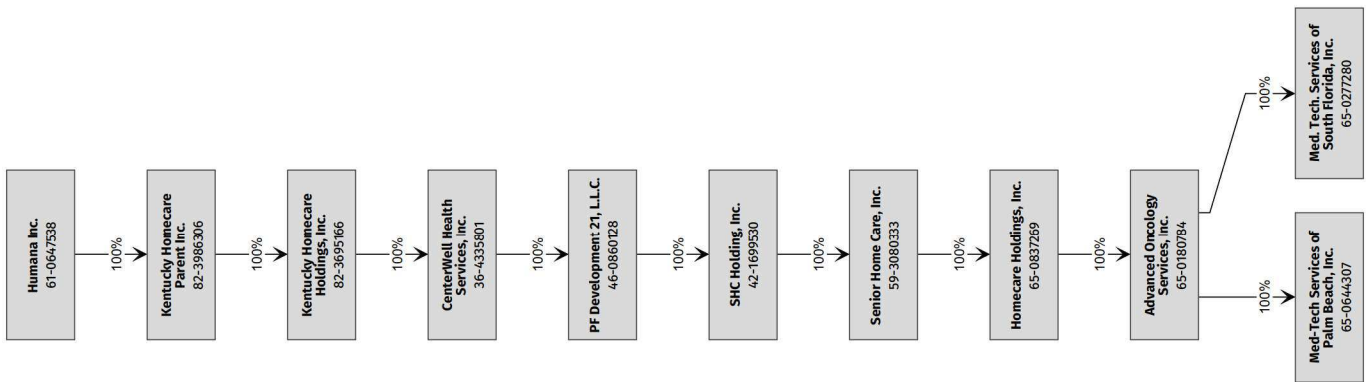




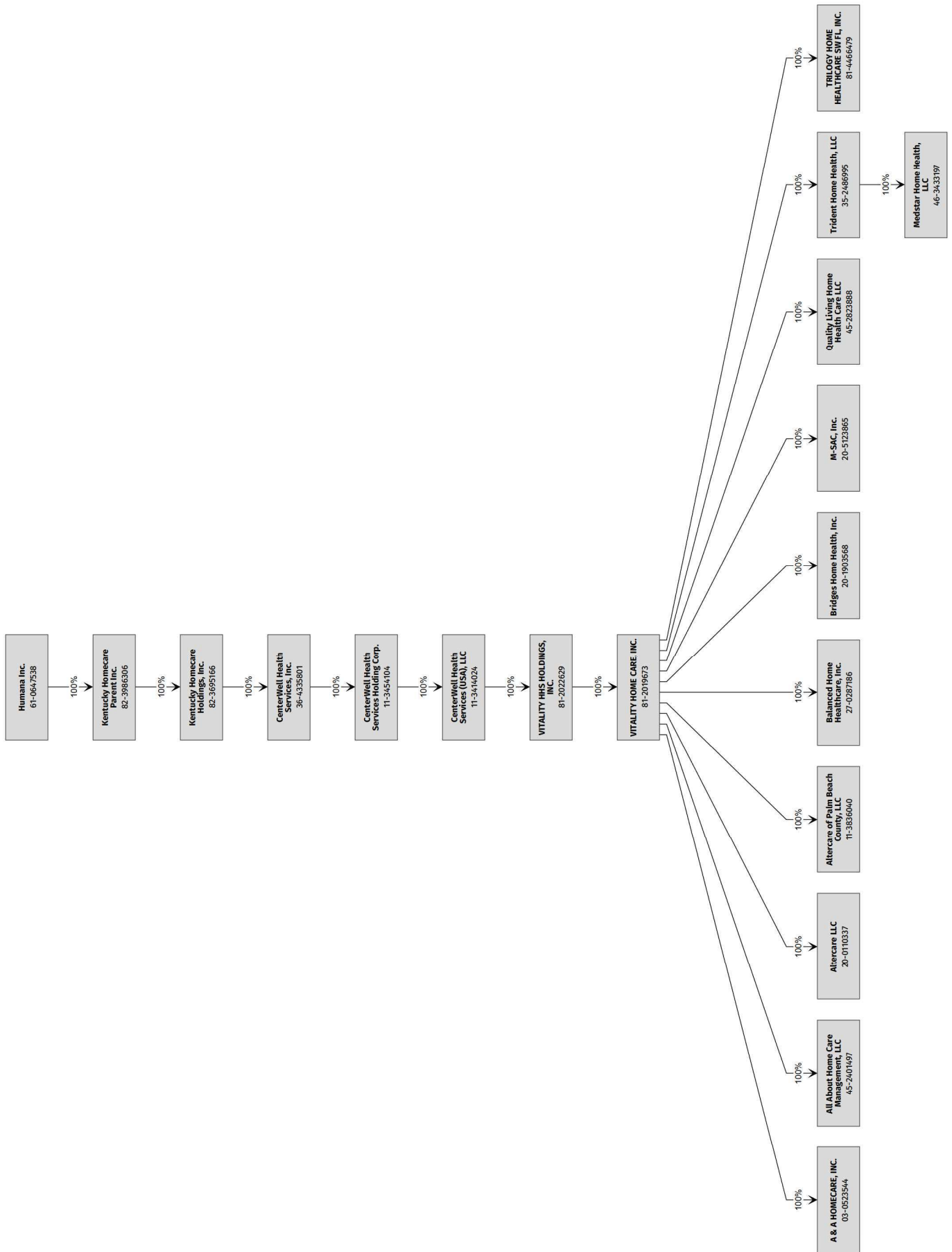
STATEMENT AS OF SEPTEMBER 30, 2025 OF THE Humana Benefit Plan of Illinois Inc.







STATEMENT AS OF SEPTEMBER 30, 2025 OF THE Humana Benefit Plan of Illinois Inc.



STATEMENT AS OF SEPTEMBER 30, 2025 OF THE Humana Benefit Plan of Illinois Inc.

SCHEDULE Y
PART 1A - DETAILS OF INSURANCE HOLDING COMPANY SYSTEM

1	2	3	4	5	6	7	8	9	10	11	12	13	14	15	16
Group Code	Group Name	NAIC Company Code	ID Number	Federal RSSD	CIK	Name of Securities Exchange if Publicly Traded (U.S. or International)	Names of Parent, Subsidiaries Or Affiliates	Domiciliary Location	Relationship to Reporting Entity	Directly Controlled by (Name of Entity/Person)	Type of Control (Ownership, Board, Management, Attorney-in-Fact, Influence, Other)	If Control is Ownership Provide Percentage	Ultimate Controlling Entity(ies)/Person(s)	Is an SCA Filing Required? (Yes/No)	*
.0119	Humana Inc.	12151	20-1001348				Arcadian Health Plan, Inc.	..KY	..IA	Humana Inc.	Ownership	100.000	Humana Inc.	..NO	..0
.0119	Humana Inc.	00000	39-1514846				CareNetwork, Inc.	..WI	..NIA	Humana Inc.	Ownership	100.000	Humana Inc.	..NO	..0
.0119	Humana Inc.	95092	59-2598550				CarePlus Health Plans, Inc.	..FL	..IA	Humana Inc.	Ownership	100.000	Humana Inc.	..NO	..0
.0119	Humana Inc.	95754	62-1579044				Cariten Health Plan Inc.	..TN	..IA	PHP Companies, Inc.	Ownership	100.000	Humana Inc.	..NO	..0
.0119	Humana Inc.	00000	35-2608414				CCO 1, LLC	..DE	..NIA	HJM Provider Holdings, LLC	Ownership	100.000	Humana Inc.	..NO	..0
.0119	Humana Inc.	00000	32-0545504				CCO 2, LLC	..DE	..NIA	HJM Provider Holdings, LLC	Ownership	100.000	Humana Inc.	..NO	..0
.0119	Humana Inc.	95158	61-1279717				CHA HMO, Inc.	..KY	..IA	Humana Inc.	Ownership	100.000	Humana Inc.	..NO	..0
.0119	Humana Inc.	52015	59-2531815				CompBenefits Company	..FL	..IA	Humana Dental Company	Ownership	100.000	Humana Inc.	..NO	..0
.0119	Humana Inc.	00000	04-3185995				CompBenefits Corporation	..DE	..NIA	Humana Inc.	Ownership	100.000	Humana Inc.	..NO	..0
.0119	Humana Inc.	11228	36-3686002				CompBenefits Dental, Inc.	..IL	..IA	Dental Care Plus Management, Corp.	Ownership	100.000	Humana Inc.	..NO	..0
.0119	Humana Inc.	00000	58-2228851				CompBenefits Direct, Inc.	..DE	..NIA	Humana Dental Company	Ownership	100.000	Humana Inc.	..NO	..0
.0119	Humana Inc.	60984	74-2552026				CompBenefits Insurance Company	..TX	..IA	Humana Dental Company	Ownership	100.000	Humana Inc.	..NO	..0
.0119	Humana Inc.	00000	42-1575099				Humana Healthcare Research, Inc.	..IL	..NIA	Humana Inc.	Ownership	100.000	Humana Inc.	..NO	..0
.0119	Humana Inc.	00000	36-4880828				Conviva Care Solutions, LLC	..DE	..NIA	Humana Inc.	Ownership	100.000	Humana Inc.	..NO	..0
.0119	Humana Inc.	15886	75-2043865				Humana Benefit Plan of Texas, Inc.	..TX	..IA	Humana Inc.	Ownership	100.000	Humana Inc.	..NO	..0
.0119	Humana Inc.	00000	36-3512545				Dental Care Plus Management, Corp.	..IL	..NIA	Humana Dental Company	Ownership	100.000	Humana Inc.	..NO	..0
.0119	Humana Inc.	95161	76-0039628				DentiCare, Inc.	..TX	..IA	Humana Dental Company	Ownership	100.000	Humana Inc.	..NO	..0
.0119	Humana Inc.	88595	31-0935772				EmpheSys Insurance Company	..TX	..IA	EmpheSys, Inc.	Ownership	100.000	Humana Inc.	..NO	..0
.0119	Humana Inc.	00000	61-1237697				EmpheSys, Inc.	..DE	..NIA	Humana Inc.	Ownership	100.000	Humana Inc.	..NO	..0
.0119	Humana Inc.	00000	59-3164234				CenterWell Senior Primary Care (FL), Inc.	..FL	..NIA	FPG Acquisition Corp.	Ownership	100.000	Humana Inc.	..NO	..0
.0119	Humana Inc.	00000	81-3802918				FPG Acquisition Corp.	..DE	..NIA	FPG Acquisition Holdings Corp.	Ownership	100.000	Humana Inc.	..NO	..0
.0119	Humana Inc.	00000	81-3819187				FPG Acquisition Holdings Corp.	..DE	..NIA	FPG Holding Company, LLC	Ownership	100.000	Humana Inc.	..NO	..0
.0119	Humana Inc.	00000	32-0505460				FPG Holding Company, LLC	..DE	..NIA	Humana Inc.	Ownership	100.000	Humana Inc.	..NO	..0
.0119	Humana Inc.	00000	45-4685400				FPG Senior Services, LLC	..FL	..NIA	FPG Acquisition Corp.	Ownership	100.000	Humana Inc.	..NO	..0
.0119	Humana Inc.	00000	27-1649291				Harris, Rothenberg International Inc.	..NY	..NIA	Humana Inc.	Ownership	100.000	Humana Inc.	..NO	..0
.0119	Humana Inc.	00000	61-1223418				Health Value Management, Inc.	..DE	..NIA	Humana Inc.	Ownership	100.000	Humana Inc.	..NO	..0
.0119	Humana Inc.	00000	26-3592783				HJM Provider Holdings, LLC	..DE	..NIA	Humana Inc.	Ownership	100.000	Humana Inc.	..NO	..0
.0119	Humana Inc.	00000	20-4835394				Humana Active Outlook, Inc.	..KY	..NIA	Humana Inc.	Ownership	100.000	Humana Inc.	..NO	..0
.0119	Humana Inc.	00000	65-0274594				Humana At Home 1, Inc.	..FL	..NIA	Humana Dental Company	Ownership	100.000	Humana Inc.	..NO	..0
.0119	Humana Inc.	00000	13-4036798				Humana at Home, Inc.	..DE	..NIA	Humana Inc.	Ownership	100.000	Humana Inc.	..NO	..0
.0119	Humana Inc.	60052	37-1326199				Humana Benefit Plan of Illinois, Inc.	..IL	..RE	Humana Inc.	Ownership	100.000	Humana Inc.	..NO	..0
.0119	Humana Inc.	00000	59-1843760				Humana Dental Company	..FL	..NIA	CompBenefits Corporation	Ownership	100.000	Humana Inc.	..NO	..0
.0119	Humana Inc.	95519	58-2209549				Humana Employers Health Plan of Georgia, Inc.	..GA	..IA	Humana Insurance Company	Ownership	100.000	Humana Inc.	..NO	..0
.0119	Humana Inc.	00000	61-1241225				Humana Government Business, Inc.	..DE	..NIA	Humana Inc.	Ownership	100.000	Humana Inc.	..NO	..0
.0119	Humana Inc.	95642	72-1279235				Humana Health Benefit Plan of Louisiana, Inc.	..LA	..IA	Humana Insurance Company	Ownership	100.000	Humana Inc.	..NO	..0
.0119	Humana Inc.	13558	26-2800286				Humana Health Insurance Company of Florida, Inc.	..NY	..IA	Humana Inc.	Ownership	100.000	Humana Inc.	..NO	..0
.0119	Humana Inc.	69671	61-1041514				Humana Health Plan of California, Inc.	..FL	..IA	Humana Inc.	Ownership	100.000	Humana Inc.	..NO	..0
.0119	Humana Inc.	16280	26-3473328				Humana Health Plan of California, Inc.	..CA	..IA	Humana Inc.	Ownership	100.000	Humana Inc.	..NO	..0
.0119	Humana Inc.	95348	31-1154200				Humana Health Plan of Ohio, Inc.	..OH	..IA	Humana Inc.	Ownership	100.000	Humana Inc.	..NO	..0
.0119	Humana Inc.	95024	61-0994632				Humana Health Plan of Texas, Inc.	..TX	..IA	Humana Inc.	Ownership	100.000	Humana Inc.	..NO	..0
.0119	Humana Inc.	95885	61-1013183				Humana Health Plan, Inc.	..KY	..IA	Humana Inc.	Ownership	100.000	Humana Inc.	..NO	..0
.0119	Humana Inc.	95721	66-0406896				Humana Health Plans of Puerto Rico, Inc.	..PR	..IA	Humana Inc.	Ownership	100.000	Humana Inc.	..NO	..0
.0119	Humana Inc.	00000	61-0647538		0000049071	NYSE	Humana Inc.	..DE	..UDP	See Footnote 1	Other	0.000	See Footnote 1	..NO	..2
.0119	Humana Inc.	00000	61-1343791				Humana Innovation Enterprises, Inc.	..DE	..NIA	Humana Inc.	Ownership	100.000	Humana Inc.	..NO	..0
.0119	Humana Inc.	73288	39-1263473				Humana Insurance Company	..WI	..IA	CareNetwork, Inc.	Ownership	100.000	Humana Inc.	..NO	..0
.0119	Humana Inc.	60219	61-1311685				Humana Insurance Company of Kentucky	..KY	..IA	Humana Insurance Company	Ownership	100.000	Humana Inc.	..NO	..0

STATEMENT AS OF SEPTEMBER 30, 2025 OF THE Humana Benefit Plan of Illinois Inc.

SCHEDULE Y
PART 1A - DETAILS OF INSURANCE HOLDING COMPANY SYSTEM

1	2	3	4	5	6	7	8	9	10	11	12	13	14	15	16
Group Code	Group Name	NAIC Company Code	ID Number	Federal RSSD	CIK	Name of Securities Exchange if Publicly Traded (U.S. or International)	Names of Parent, Subsidiaries Or Affiliates	Domiciliary Location	Relationship to Reporting Entity	Directly Controlled by (Name of Entity/Person)	Type of Control (Ownership, Board, Management, Attorney-in-Fact, Influence, Other)	If Control is Ownership Provide Percentage	Ultimate Controlling Entity(ies)/Person(s)	Is an SCA Filing Required? (Yes/No)	*
.0119	Humana Inc.	12634	20-2888723				Humana Insurance Company of New York	NY	IA	Humana Inc.	Ownership	100.000	Humana Inc.	NO	0
.0119	Humana Inc.	84603	66-0291866				Humana Insurance of Puerto Rico, Inc.	PR	IA	Humana Inc.	Ownership	100.000	Humana Inc.	NO	0
.0119	Humana Inc.	00000	20-3364857				Humana MarketPOINT of Puerto Rico, Inc.	PR	NIA	Humana Inc.	Ownership	100.000	Humana Inc.	NO	0
.0119	Humana Inc.	00000	61-1343508				Humana MarketPOINT, Inc.	KY	NIA	Humana Inc.	Ownership	100.000	Humana Inc.	NO	0
.0119	Humana Inc.	14224	27-3991410				Humana Medical Plan of Michigan, Inc.	MI	IA	Humana Inc.	Ownership	100.000	Humana Inc.	NO	0
.0119	Humana Inc.	14462	27-4460531				Humana Medical Plan of Pennsylvania, Inc.	PA	IA	Humana Inc.	Ownership	100.000	Humana Inc.	NO	0
.0119	Humana Inc.	12908	20-8411422				Humana Medical Plan of Utah, Inc.	UT	IA	Humana Inc.	Ownership	100.000	Humana Inc.	NO	0
.0119	Humana Inc.	95270	61-1103898				Humana Medical Plan, Inc.	FL	IA	Humana Inc.	Ownership	100.000	Humana Inc.	NO	0
.0119	Humana Inc.	00000	45-2254346				Humana Pharmacy Solutions, Inc.	KY	NIA	Humana Inc.	Ownership	100.000	Humana Inc.	NO	0
.0119	Humana Inc.	00000	61-1316926				CenterWell Pharmacy, Inc.	DE	NIA	Humana Inc.	Ownership	100.000	Humana Inc.	NO	0
.0119	Humana Inc.	12282	20-2036444				Humana Regional Health Plan, Inc.	AR	IA	Humana Inc.	Ownership	100.000	Humana Inc.	NO	0
.0119	Humana Inc.	00000	26-4522426				Humana WellWorks LLC	DE	NIA	Health Value Management, Inc.	Ownership	100.000	Humana Inc.	NO	0
.0119	Humana Inc.	95342	39-1525003				Humana Wisconsin Health Organization Insurance Corporation	WI	IA	CareNetwork, Inc.	Ownership	100.000	Humana Inc.	NO	0
.0119	Humana Inc.	70580	39-0714280				HumanaDental Insurance Company	WI	IA	HumanaDental, Inc.	Ownership	100.000	Humana Inc.	NO	0
.0119	Humana Inc.	00000	61-1364005				HumanaDental, Inc.	DE	NIA	Humana Inc.	Ownership	100.000	Humana Inc.	NO	0
.0119	Humana Inc.	00000	27-4535747				Go365, LLC	DE	NIA	HumanaWellworks LLC	Ownership	100.000	Humana Inc.	NO	0
.0119	Humana Inc.	00000	61-1239538				Humco, Inc.	KY	NIA	Humana Inc.	Ownership	100.000	Humana Inc.	NO	0
.0119	Humana Inc.	00000	61-1383567				HUM-e-FL, Inc.	FL	NIA	Humana Inc.	Ownership	100.000	Humana Inc.	NO	0
.0119	Humana Inc.	00000	86-1050795				Hummingbird Coaching Systems LLC	OH	NIA	Harris, Rothenberg International Inc.	Ownership	100.000	Humana Inc.	NO	0
.0119	Humana Inc.	11695	39-1769093				Independent Care Health Plan	WI	IA	CareNetwork, Inc.	Ownership	100.000	Humana Inc.	NO	0
.0119	Humana Inc.	00000	61-1232669				Managed Care Indemnity, Inc.	VT	IA	Humana Inc.	Ownership	100.000	Humana Inc.	NO	0
.0119	Humana Inc.	00000	20-5569675				Conviva Group Holdings, LLC	DE	NIA	Metropolitan Health Networks, Inc.	Ownership	100.000	Humana Inc.	NO	0
.0119	Humana Inc.	00000	20-5904436				Conviva Medical Center Management, LLC	DE	NIA	Conviva Group Holdings, LLC	Ownership	100.000	Humana Inc.	NO	0
.0119	Humana Inc.	00000	81-2957926				Conviva Speciality, LLC	FL	NIA	Conviva Group Holdings, LLC	Ownership	100.000	Humana Inc.	NO	0
.0119	Humana Inc.	00000	65-0879131				METCARE of Florida, Inc.	FL	NIA	Conviva Group Holdings, LLC	Ownership	100.000	Humana Inc.	NO	0
.0119	Humana Inc.	00000	65-0635728				Metropolitan Health Networks, Inc.	FL	NIA	Humana Inc.	Ownership	100.000	Humana Inc.	NO	0
.0119	Humana Inc.	00000	62-1552091				PHP Companies, Inc.	TN	NIA	Humana Inc.	Ownership	100.000	Humana Inc.	NO	0
.0119	Humana Inc.	00000	20-1724127				Humana Real Estate Company	KY	NIA	Humana Inc.	Ownership	100.000	Humana Inc.	NO	0
.0119	Humana Inc.	00000	46-1225873				Conviva Health MSO of Texas, Inc.	DE	NIA	Conviva Group Holdings, LLC	Ownership	100.000	Humana Inc.	NO	0
.0119	Humana Inc.	00000	74-2352809				Texas Dental Plans, Inc.	TX	NIA	Humana Dental Company	Ownership	100.000	Humana Inc.	NO	0
.0119	Humana Inc.	54739	52-1157181				The Dental Concern, Inc.	KY	IA	HumanaDental, Inc.	Ownership	100.000	Humana Inc.	NO	0
.0119	Humana Inc.	00000	80-0072760				Humana Digital Health and Analytics Platform Services, Inc.	DE	NIA	Humana Inc.	Ownership	100.000	Humana Inc.	NO	0
.0119	Humana Inc.	00000	46-5329373				Conviva Health Management, LLC	DE	NIA	Conviva Group Holdings, LLC	Ownership	100.000	Humana Inc.	NO	0
.0119	Humana Inc.	00000	66-0872725				Humana Management Services of Puerto Rico, Inc.	PR	NIA	Humana Inc.	Ownership	100.000	Humana Inc.	NO	0
.0119	Humana Inc.	00000	83-3321367				North Region Providers, LLC	DE	NIA	Humana Government Business, Inc.	Ownership	100.000	Humana Inc.	NO	0
.0119	Humana Inc.	00000	35-2640679				Primary Care Holdings II, LLC	DE	NIA	Humana Inc.	Ownership	100.000	Humana Inc.	NO	0
.0119	Humana Inc.	00000	37-1910409				Transcend Population Health Management II, LLC	DE	NIA	Humana Inc.	Ownership	100.000	Humana Inc.	NO	0
.0119	Humana Inc.	00000	84-2214810				Edge Health MSO, Inc.	DE	NIA	Humana Inc.	Ownership	100.000	Humana Inc.	NO	0
.0119	Humana Inc.	16717	84-3226630				Humana Benefit Plan of South Carolina, Inc.	SC	IA	Humana Inc.	Ownership	100.000	Humana Inc.	NO	0
.0119	Humana Inc.	00000	85-3191430				Conviva Care Solutions II, LLC	DE	NIA	Conviva Care Solutions, LLC	Ownership	100.000	Humana Inc.	NO	0
.0119	Humana Inc.	00000	85-3099097				Humana Direct Contracting Entity, Inc.	DE	NIA	Humana Inc.	Ownership	100.000	Humana Inc.	NO	0
.0119	Humana Inc.	00000	85-0858631				CenterWell Care Solutions, Inc.	DE	NIA	Humana Inc.	Ownership	100.000	Humana Inc.	NO	0
.0119	Humana Inc.	00000	87-1493628				Echo Primary Care Holdings, LLC	DE	NIA	Primary Care Holdings II, LLC	Ownership	100.000	Humana Inc.	NO	0
.0119	Humana Inc.	00000	45-2594868				Accredited Home Health of Broward, Inc.	FL	NIA	One Home Health Holdings, LLC	Ownership	100.000	Humana Inc.	NO	0
.0119	Humana Inc.	00000	47-4681334				Care Hope Holdings, Inc.	FL	NIA	One Home Health Holdings, LLC	Ownership	100.000	Humana Inc.	NO	0
.0119	Humana Inc.	00000	80-0732207				Care Hope Home Health Agency, Inc.	FL	NIA	Care Hope Holdings, Inc.	Ownership	100.000	Humana Inc.	NO	0

STATEMENT AS OF SEPTEMBER 30, 2025 OF THE Humana Benefit Plan of Illinois Inc.

SCHEDULE Y
PART 1A - DETAILS OF INSURANCE HOLDING COMPANY SYSTEM

1	2	3	4	5	6	7	8	9	10	11	12	13	14	15	16
Group Code	Group Name	NAIC Company Code	ID Number	Federal RSSD	CIK	Name of Securities Exchange if Publicly Traded (U.S. or International)	Names of Parent, Subsidiaries Or Affiliates	Domiciliary Location	Relationship to Reporting Entity	Directly Controlled by (Name of Entity/Person)	Type of Control (Ownership, Board, Management, Attorney-in-Fact, Influence, Other)	If Control is Ownership Provide Percentage	Ultimate Controlling Entity(ies)/Person(s)	Is an SCA Filing Required? (Yes/No)	*
.0119	Humana Inc.	00000	74-2769755				Corpus Christi Home Care, Inc.	TX	NIA	One Home Health Holdings CCTX, LLC	Ownership	100.000	Humana Inc.	NO	0
.0119	Humana Inc.	00000	20-3443369				On the Way Home Care, Inc.	FL	NIA	One Home Health Holdings, LLC	Ownership	100.000	Humana Inc.	NO	0
.0119	Humana Inc.	00000	81-3485437				One Home Health Holdings, LLC	FL	NIA	One Homecare Solutions, LLC	Ownership	100.000	Humana Inc.	NO	0
.0119	Humana Inc.	00000	82-2018741				One Home Health Holdings CCTX, LLC	TX	NIA	One Home Health Holdings, LLC	Ownership	100.000	Humana Inc.	NO	0
.0119	Humana Inc.	00000	46-2894851				One Home Medical Equipment, LLC	FL	NIA	One Homecare Solutions, LLC	Ownership	100.000	Humana Inc.	NO	0
.0119	Humana Inc.	00000	82-3472028				One Home Medical Equipment TX, LLC	TX	NIA	One Homecare Solutions, LLC	Ownership	100.000	Humana Inc.	NO	0
.0119	Humana Inc.	00000	46-3116955				One Nursing Care, LLC	FL	NIA	One Homecare Solutions, LLC	Ownership	100.000	Humana Inc.	NO	0
.0119	Humana Inc.	00000	46-3313080				One Homecare Solutions, LLC	FL	NIA	Humana Inc. - 100%	Ownership	100.000	Humana Inc.	NO	0
.0119	Humana Inc.	00000	46-4176818				One Homecare Systems, LLC	FL	NIA	One Homecare Solutions, LLC	Ownership	100.000	Humana Inc.	NO	0
.0119	Humana Inc.	00000	46-2882412				One Infusion Pharmacy, LLC	FL	NIA	One Homecare Solutions, LLC	Ownership	100.000	Humana Inc.	NO	0
.0119	Humana Inc.	00000	20-4271850				One TPA Systems, Inc.	FL	NIA	One Homecare Solutions, LLC	Ownership	100.000	Humana Inc.	NO	0
.0119	Humana Inc.	00000	72-2695805				Aberdeen Holdings, Inc.	TX	NIA	Integracare Holdings, Inc.	Ownership	100.000	Humana Inc.	NO	0
.0119	Humana Inc.	00000	77-0601595				Able Home Healthcare, Inc.	TX	NIA	Integracare Intermediate Holdings, Inc.	Ownership	100.000	Humana Inc.	NO	0
.0119	Humana Inc.	00000	06-1451363				Access Home Health of Florida, LLC	DE	NIA	Capital Health Management Group, LLC	Ownership	100.000	Humana Inc.	NO	0
.0119	Humana Inc.	00000	65-0180784				Advanced Oncology Services, Inc.	FL	NIA	Homecare Holdings, Inc.	Ownership	100.000	Humana Inc.	NO	0
.0119	Humana Inc.	00000	36-4473376				Alpine Home Health Care, LLC	CO	NIA	Voyager Home Health, Inc.	Ownership	100.000	Humana Inc.	NO	0
.0119	Humana Inc.	00000	11-3306095				American Homecare Management Corp.	DE	NIA	Missouri Home Care of Rolla, Inc.	Ownership	100.000	Humana Inc.	NO	0
.0119	Humana Inc.	00000	94-3247811				Asian American Home Care, Inc.	CA	NIA	Harden Home Health, LLC	Ownership	100.000	Humana Inc.	NO	0
.0119	Humana Inc.	00000	75-1901342				BWB Sunbelt Home Health Services, LLC	TX	NIA	Integracare Intermediate Holdings, Inc.	Ownership	100.000	Humana Inc.	NO	0
.0119	Humana Inc.	00000	56-2102603				Capital Care Resources of South Carolina, LLC	GA	NIA	Capital Health Management Group, LLC	Ownership	100.000	Humana Inc.	NO	0
.0119	Humana Inc.	00000	58-2411159				Capital Care Resources, LLC	GA	NIA	Capital Health Management Group, LLC	Ownership	100.000	Humana Inc.	NO	0
.0119	Humana Inc.	00000	58-2313705				Capital Health Management Group, LLC	GA	NIA	CHMG Acquisition LLC	Ownership	100.000	Humana Inc.	NO	0
.0119	Humana Inc.	00000	03-0387821				Chattahoochee Valley Home Care Services, LLC	GA	NIA	Healthfield, LLC	Ownership	100.000	Humana Inc.	NO	0
.0119	Humana Inc.	00000	34-1994007				Chattahoochee Valley Home Health, LLC	GA	NIA	Chattahoochee Valley Home Care Services, LLC	Ownership	100.000	Humana Inc.	NO	0
.0119	Humana Inc.	00000	04-3813487				CHMG Acquisition LLC	GA	NIA	Healthfield, LLC	Ownership	100.000	Humana Inc.	NO	0
.0119	Humana Inc.	00000	54-2089073				CHMG of Atlanta, LLC	GA	NIA	Capital Health Management Group, LLC	Ownership	100.000	Humana Inc.	NO	0
.0119	Humana Inc.	00000	54-2089075				CHMG of Griffin, LLC	GA	NIA	Capital Health Management Group, LLC	Ownership	100.000	Humana Inc.	NO	0
.0119	Humana Inc.	00000	56-1590744				Eastern Carolina Home Health Agency, LLC	NC	NIA	Capital Health Management Group, LLC	Ownership	100.000	Humana Inc.	NO	0
.0119	Humana Inc.	00000	55-0750157				First Home Health, Inc.	WV	NIA	Harden Home Health, LLC	Ownership	100.000	Humana Inc.	NO	0
.0119	Humana Inc.	00000	75-2855493				GBA Holding, Inc.	TX	NIA	Aberdeen Holdings, Inc.	Ownership	100.000	Humana Inc.	NO	0
.0119	Humana Inc.	00000	26-2944774				GBA West, LLC	TX	NIA	Integracare Intermediate Holdings, Inc.	Ownership	100.000	Humana Inc.	NO	0
.0119	Humana Inc.	00000	11-2645333				CenterWell Certified Healthcare Corp.	DE	NIA	CenterWell Health Services Holding Corp.	Ownership	100.000	Humana Inc.	NO	0
.0119	Humana Inc.	00000	11-3454105				CenterWell Health Services (Certified), Inc.	DE	NIA	CenterWell Health Services Holding Corp.	Ownership	100.000	Humana Inc.	NO	0
.0119	Humana Inc.	00000	11-3414024				CenterWell Health Services (USA), LLC	DE	NIA	CenterWell Health Services Holding Corp.	Ownership	100.000	Humana Inc.	NO	0
.0119	Humana Inc.	00000	11-3454104				CenterWell Health Services Holding Corp.	DE	NIA	CenterWell Health Services, Inc.	Ownership	100.000	Humana Inc.	NO	0
.0119	Humana Inc.	00000	36-4335801				CenterWell Health Services, Inc.	DE	NIA	Kentucky Homecare Holdings, Inc.	Ownership	100.000	Humana Inc.	NO	0
.0119	Humana Inc.	00000	64-0730826				Gilbert's Home Health Agency, Inc.	MS	NIA	Home Health Care Affiliates, Inc.	Ownership	100.000	Humana Inc.	NO	0
.0119	Humana Inc.	00000	37-1743802				Harden Healthcare Holdings, LLC	DE	NIA	CenterWell Health Services Holding Corp.	Ownership	100.000	Humana Inc.	NO	0
.0119	Humana Inc.	00000	74-3024009				Harden Healthcare, LLC	TX	NIA	Harden Healthcare Holdings, LLC	Ownership	100.000	Humana Inc.	NO	0
.0119	Humana Inc.	00000	65-1299601				Harden Home Health, LLC	DE	NIA	Harden Healthcare, LLC	Ownership	100.000	Humana Inc.	NO	0
.0119	Humana Inc.	00000	42-1285486				Hawkeye Health Services, Inc.	IA	NIA	Harden Home Health, LLC	Ownership	100.000	Humana Inc.	NO	0
.0119	Humana Inc.	00000	58-1947694				Healthfield Home Health, LLC	GA	NIA	Healthfield, LLC	Ownership	100.000	Humana Inc.	NO	0
.0119	Humana Inc.	00000	27-0131980				Healthfield of Southwest Georgia, LLC	GA	NIA	Healthfield, LLC	Ownership	100.000	Humana Inc.	NO	0
.0119	Humana Inc.	00000	68-0593590				Healthfield of Statesboro, LLC	GA	NIA	Healthfield, LLC	Ownership	100.000	Humana Inc.	NO	0
.0119	Humana Inc.	00000	01-0831798				Healthfield of Tennessee, LLC	GA	NIA	Healthfield, LLC	Ownership	100.000	Humana Inc.	NO	0

STATEMENT AS OF SEPTEMBER 30, 2025 OF THE Humana Benefit Plan of Illinois Inc.

SCHEDULE Y
PART 1A - DETAILS OF INSURANCE HOLDING COMPANY SYSTEM

1	2	3	4	5	6	7	8	9	10	11	12	13	14	15	16
Group Code	Group Name	NAIC Company Code	ID Number	Federal RSSD	CIK	Name of Securities Exchange if Publicly Traded (U.S. or International)	Names of Parent, Subsidiaries Or Affiliates	Domiciliary Location	Relationship to Reporting Entity	Directly Controlled by (Name of Entity/Person)	Type of Control (Ownership, Board, Management, Attorney-in-Fact, Influence, Other)	If Control is Ownership Provide Percentage	Ultimate Controlling Entity(ies)/Person(s)	Is an SCA Filing Required? (Yes/No)	*
.0119	Humana Inc.	00000	36-4425473				Healthfield Operating Group, LLC	DE	NIA	CenterWell Health Services Holding Corp.	Ownership	100.000	Humana Inc.	NO	0
.0119	Humana Inc.	00000	58-1819650				Healthfield, LLC	DE	NIA	Healthfield Operating Group, LLC	Ownership	100.000	Humana Inc.	NO	0
.0119	Humana Inc.	00000	90-0527683				HHS Healthcare Corp.	DE	NIA	Professional Healthcare, LLC	Ownership	100.000	Humana Inc.	NO	0
.0119	Humana Inc.	00000	62-1807084				Home Health Care Affiliates of Central Mississippi, L.L.C.	MS	NIA	CenterWell Certified Healthcare Corp.	Ownership	100.000	Humana Inc.	NO	0
.0119	Humana Inc.	00000	62-1775256				Home Health Care Affiliates of Mississippi, Inc.	MS	NIA	CenterWell Certified Healthcare Corp.	Ownership	100.000	Humana Inc.	NO	0
.0119	Humana Inc.	00000	74-2737989				Home Health Care Affiliates, Inc.	MS	NIA	CenterWell Certified Healthcare Corp.	Ownership	100.000	Humana Inc.	NO	0
.0119	Humana Inc.	00000	56-1556547				Home Health Care of Carteret County, LLC	NC	NIA	Capital Health Management Group, LLC	Ownership	100.000	Humana Inc.	NO	0
.0119	Humana Inc.	00000	75-2374091				Home Health of Rural Texas, Inc.	TX	NIA	Integracare Intermediate Holdings, Inc.	Ownership	100.000	Humana Inc.	NO	0
.0119	Humana Inc.	00000	87-0494759				Home Health Services, Inc.	UT	NIA	HHS Healthcare Corp.	Ownership	100.000	Humana Inc.	NO	0
.0119	Humana Inc.	00000	65-0837269				Homecare Holdings, Inc.	FL	NIA	Senior Home Care, Inc.	Ownership	100.000	Humana Inc.	NO	0
.0119	Humana Inc.	00000	76-0456316				Horizon Health Care Services, Inc.	TX	NIA	Harden Home Health, LLC	Ownership	100.000	Humana Inc.	NO	0
.0119	Humana Inc.	00000	20-8781607				Integracare Holdings, Inc.	DE	NIA	PF Development 9, L.L.C.	Ownership	100.000	Humana Inc.	NO	0
.0119	Humana Inc.	00000	75-2865632				Integracare Home Health Services, Inc.	TX	NIA	Aberdeen Holdings, Inc.	Ownership	100.000	Humana Inc.	NO	0
.0119	Humana Inc.	00000	20-8781715				Integracare Intermediate Holdings, Inc.	DE	NIA	Integracare Holdings, Inc.	Ownership	100.000	Humana Inc.	NO	0
.0119	Humana Inc.	00000	26-2915050				Integracare of Albany, LLC	TX	NIA	Integracare Intermediate Holdings, Inc.	Ownership	100.000	Humana Inc.	NO	0
.0119	Humana Inc.	00000	27-2139332				Integracare of Athens-Home Health, LLC	TX	NIA	Integracare Intermediate Holdings, Inc.	Ownership	100.000	Humana Inc.	NO	0
.0119	Humana Inc.	00000	81-0638801				Integracare of Olney Home Health, LLC	TX	NIA	Integracare Intermediate Holdings, Inc.	Ownership	100.000	Humana Inc.	NO	0
.0119	Humana Inc.	00000	20-8768235				Integracare of Texas, LLC	TX	NIA	Aberdeen Holdings, Inc.	Ownership	100.000	Humana Inc.	NO	0
.0119	Humana Inc.	00000	27-0686207				Integracare of West Texas-Home Health, LLC	TX	NIA	Integracare Intermediate Holdings, Inc.	Ownership	100.000	Humana Inc.	NO	0
.0119	Humana Inc.	00000	27-0686266				Integracare of Wichita Falls, LLC	TX	NIA	Integracare Intermediate Holdings, Inc.	Ownership	100.000	Humana Inc.	NO	0
.0119	Humana Inc.	00000	46-3992741				KAH Development 10, L.L.C.	DE	NIA	CenterWell Health Services, Inc.	Ownership	100.000	Humana Inc.	NO	0
.0119	Humana Inc.	00000	46-4002959				KAH Development 12, L.L.C.	DE	NIA	CenterWell Health Services, Inc.	Ownership	100.000	Humana Inc.	NO	0
.0119	Humana Inc.	00000	46-4025157				KAH Development 14, L.L.C.	DE	NIA	CenterWell Health Services, Inc.	Ownership	100.000	Humana Inc.	NO	0
.0119	Humana Inc.	00000	46-3902994				KAH Development 4, L.L.C.	DE	NIA	CenterWell Health Services, Inc.	Ownership	100.000	Humana Inc.	NO	0
.0119	Humana Inc.	00000	82-3695166				Kentucky Homecare Holdings, Inc.	DE	NIA	Kentucky Homecare Parent Inc.	Ownership	100.000	Humana Inc.	NO	0
.0119	Humana Inc.	00000	82-3986306				Kentucky Homecare Parent Inc.	DE	NIA	Humana Inc.	Ownership	100.000	Humana Inc.	NO	0
.0119	Humana Inc.	00000	26-0717945				CenterWell Home Health Services, LLC	DE	NIA	CenterWell Health Services, Inc.	Ownership	100.000	Humana Inc.	NO	0
.0119	Humana Inc.	00000	26-0717534				KND Development 50, L.L.C.	DE	NIA	CenterWell Health Services, Inc.	Ownership	100.000	Humana Inc.	NO	0
.0119	Humana Inc.	00000	65-0277280				Med. Tech. Services of South Florida, Inc.	FL	NIA	Advanced Oncology Services, Inc.	Ownership	100.000	Humana Inc.	NO	0
.0119	Humana Inc.	00000	65-1033439				Med-Tech Services of Dade, Inc.	FL	NIA	Homecare Holdings, Inc.	Ownership	100.000	Humana Inc.	NO	0
.0119	Humana Inc.	00000	65-0644307				Med-Tech Services of Palm Beach, Inc.	FL	NIA	Advanced Oncology Services, Inc.	Ownership	100.000	Humana Inc.	NO	0
.0119	Humana Inc.	00000	82-0559199				Mid-South Home Health Agency, LLC	AL	NIA	Horizon Health Network LLC	Ownership	100.000	Humana Inc.	NO	0
.0119	Humana Inc.	00000	14-1909499				Mid-South Home Health of Gadsden, LLC	GA	NIA	Healthfield, LLC	Ownership	100.000	Humana Inc.	NO	0
.0119	Humana Inc.	00000	63-0772385				Mid-South Home Health, LLC	DE	NIA	Healthfield, LLC	Ownership	100.000	Humana Inc.	NO	0
.0119	Humana Inc.	00000	65-1285069				Missouri Home Care of Rolla, Inc.	MO	NIA	Harden Home Health, LLC	Ownership	100.000	Humana Inc.	NO	0
.0119	Humana Inc.	00000	55-0633030				Nursing Care-Home Health Agency, Inc.	WV	NIA	First Home Health, Inc.	Ownership	100.000	Humana Inc.	NO	0
.0119	Humana Inc.	00000	75-2284154				Outreach Health Services of North Texas, LLC	TX	NIA	Integracare Intermediate Holdings, Inc.	Ownership	100.000	Humana Inc.	NO	0
.0119	Humana Inc.	00000	26-3106949				PF Development 10, L.L.C.	DE	NIA	CenterWell Health Services, Inc.	Ownership	100.000	Humana Inc.	NO	0
.0119	Humana Inc.	00000	26-3107011				PF Development 15, L.L.C.	DE	NIA	Kindred Hospice Services, L.L.C.	Ownership	100.000	Humana Inc.	NO	0
.0119	Humana Inc.	00000	46-0818835				PF Development 16, L.L.C.	DE	NIA	CenterWell Health Services, Inc.	Ownership	100.000	Humana Inc.	NO	0
.0119	Humana Inc.	00000	46-0860128				PF Development 21, L.L.C.	DE	NIA	CenterWell Health Services, Inc.	Ownership	100.000	Humana Inc.	NO	0
.0119	Humana Inc.	00000	26-0718044				PF Development 5, L.L.C.	DE	NIA	CenterWell Health Services, Inc.	Ownership	100.000	Humana Inc.	NO	0
.0119	Humana Inc.	00000	26-3106911				PF Development 7, L.L.C.	DE	NIA	CenterWell Health Services, Inc.	Ownership	100.000	Humana Inc.	NO	0
.0119	Humana Inc.	00000	26-3106934				PF Development 9, L.L.C.	DE	NIA	CenterWell Health Services, Inc.	Ownership	100.000	Humana Inc.	NO	0
.0119	Humana Inc.	00000	33-1178066				PHC Acquisition Corp.	DE	NIA	CenterWell Certified Healthcare Corp.	Ownership	100.000	Humana Inc.	NO	0

STATEMENT AS OF SEPTEMBER 30, 2025 OF THE Humana Benefit Plan of Illinois Inc.

SCHEDULE Y
PART 1A - DETAILS OF INSURANCE HOLDING COMPANY SYSTEM

1	2	3	4	5	6	7	8	9	10	11	12	13	14	15	16
Group Code	Group Name	NAIC Company Code	ID Number	Federal RSSD	CIK	Name of Securities Exchange if Publicly Traded (U.S. or International)	Names of Parent, Subsidiaries Or Affiliates	Domiciliary Location	Relationship to Reporting Entity	Directly Controlled by (Name of Entity/Person)	Type of Control (Ownership, Board, Management, Attorney-in-Fact, Influence, Other)	If Control is Ownership Provide Percentage	Ultimate Controlling Entity(ies)/Person(s)	Is an SCA Filing Required? (Yes/No)	*
.0119	Humana Inc.	00000	20-5143963				Professional Healthcare at Home, LLC	CA	NIA	99% owned by Professional Healthcare, LLC and 1% owned by PHH Acquisition Corp.	Ownership	100.000	Humana Inc.	NO	0
.0119	Humana Inc.	00000	20-5043143				Professional Healthcare, LLC	DE	NIA	PF Development 10, L.L.C.	Ownership	100.000	Humana Inc.	NO	0
.0119	Humana Inc.	00000	11-2750425				QC-Medi New York, Inc.	NY	NIA	CenterWell Health Services Holding Corp.	Ownership	100.000	Humana Inc.	NO	0
.0119	Humana Inc.	00000	59-3080333				Senior Home Care, Inc.	FL	NIA	SHC Holding, Inc.	Ownership	100.000	Humana Inc.	NO	0
.0119	Humana Inc.	00000	42-1699530				SHC Holding, Inc.	DE	NIA	PF Development 21, L.L.C.	Ownership	100.000	Humana Inc.	NO	0
.0119	Humana Inc.	00000	87-0494757				Southern Nevada Home Health Care, Inc.	NV	NIA	Home Health Services, Inc.	Ownership	100.000	Humana Inc.	NO	0
.0119	Humana Inc.	00000	72-1487473				Synergy Home Care-Acadiana Region, Inc.	LA	NIA	Synergy, Inc.	Ownership	100.000	Humana Inc.	NO	0
.0119	Humana Inc.	00000	20-1376846				Synergy Home Care-Capitol Region, Inc.	LA	NIA	Synergy, Inc.	Ownership	100.000	Humana Inc.	NO	0
.0119	Humana Inc.	00000	36-4516940				Synergy Home Care-Central Region, Inc.	LA	NIA	Synergy, Inc.	Ownership	100.000	Humana Inc.	NO	0
.0119	Humana Inc.	00000	72-1178497				Synergy Home Care-Northeastern Region, Inc.	LA	NIA	Synergy, Inc.	Ownership	100.000	Humana Inc.	NO	0
.0119	Humana Inc.	00000	72-1223659				Synergy Home Care-Northshore Region, Inc.	LA	NIA	Synergy, Inc.	Ownership	100.000	Humana Inc.	NO	0
.0119	Humana Inc.	00000	72-1431394				Synergy Home Care-Northwestern Region, Inc.	LA	NIA	Synergy, Inc.	Ownership	100.000	Humana Inc.	NO	0
.0119	Humana Inc.	00000	72-1429305				Synergy Home Care-Southeastern Region, Inc.	LA	NIA	Synergy, Inc.	Ownership	100.000	Humana Inc.	NO	0
.0119	Humana Inc.	00000	94-3419676				Synergy, Inc.	LA	NIA	SHC Holding, Inc.	Ownership	100.000	Humana Inc.	NO	0
.0119	Humana Inc.	00000	56-1456991				TAR Heel Health Care Services, LLC	NC	NIA	Capital Health Management Group, LLC	Ownership	100.000	Humana Inc.	NO	0
.0119	Humana Inc.	00000	68-0593592				Total Care Home Health of Louisburg, LLC	GA	NIA	Healthfield, LLC	Ownership	100.000	Humana Inc.	NO	0
.0119	Humana Inc.	00000	20-0091435				Total Care Home Health of North Carolina, LLC	GA	NIA	Healthfield, LLC	Ownership	100.000	Humana Inc.	NO	0
.0119	Humana Inc.	00000	20-0091422				Total Care Home Health of South Carolina, LLC	GA	NIA	Healthfield, LLC	Ownership	100.000	Humana Inc.	NO	0
.0119	Humana Inc.	00000	62-1669388				Van Winkle Home Health Care, Inc.	MS	NIA	Home Health Care Affiliates, Inc.	Ownership	100.000	Humana Inc.	NO	0
.0119	Humana Inc.	00000	75-1995143				Vernon Home Health Care Agency, LLC	TX	NIA	Integracare Intermediate Holdings, Inc.	Ownership	100.000	Humana Inc.	NO	0
.0119	Humana Inc.	00000	26-1501792				Voyager Home Health, Inc.	DE	NIA	Voyager Hospicecare, Inc.	Ownership	100.000	Humana Inc.	NO	0
.0119	Humana Inc.	00000	20-1173787				Voyager Hospicecare, Inc.	DE	NIA	Harden Home Health, LLC	Ownership	100.000	Humana Inc.	NO	0
.0119	Humana Inc.	00000	46-2300938				Wake Forest Baptist Health Care at Home, LLC	NC	NIA	60% owned by Total Care Home Health of North Carolina, LLC and 40% owned by Wake Forest University Baptist Medical Center	Ownership	100.000	Humana Inc.	NO	0
.0119	Humana Inc.	00000	84-3700467				Elite Health Medical Centers, LLC	FL	NIA	Echo Primary Care Holdings, LLC	Ownership	100.000	Humana Inc.	NO	0
.0119	Humana Inc.	00000	26-3715136				Elite Health Primary Care, LLC	FL	NIA	Echo Primary Care Holdings, LLC	Ownership	100.000	Humana Inc.	NO	0
.0119	Humana Inc.	00000	65-0270114				South Florida Cardiology Associates, LLC	FL	NIA	Echo Primary Care Holdings, LLC	Ownership	100.000	Humana Inc.	NO	0
.0119	Humana Inc.	00000	47-2446186				Truethore BPO, LLC	FL	NIA	Echo Primary Care Holdings, LLC	Ownership	100.000	Humana Inc.	NO	0
.0119	Humana Inc.	00000					Truethore S.R. L.	DOM	NIA	Echo Primary Care Holdings, LLC - 99% Primary Care Holdings II, LLC - 1%	Ownership	100.000	Humana Inc.	NO	0
.0119	Humana Inc.	00000	84-5171456				CenterWell Accountable Care, LLC	FL	NIA	Echo Primary Care Holdings, LLC	Ownership	100.000	Humana Inc.	NO	0
.0119	Humana Inc.	00000	45-4020797				Amicus Medical Center LLC	FL	NIA	Conviva Medical Center Management, LLC	Ownership	100.000	Humana Inc.	NO	0
.0119	Humana Inc.	00000	27-3974953				Amicus Medical Group, Inc.	FL	NIA	Conviva Medical Center Management, LLC	Ownership	100.000	Humana Inc.	NO	0
.0119	Humana Inc.	00000	27-1085323				Amicus Medical Services Organization, LLC	FL	NIA	Conviva Medical Center Management, LLC	Ownership	100.000	Humana Inc.	NO	0
.0119	Humana Inc.	00000	88-3465849				Innovative Financial Group Holdings, LLC	NC	NIA	Humana MarketPOINT, Inc.	Ownership	100.000	Humana Inc.	NO	0
.0119	Humana Inc.	00000	83-2232570				Innovative Financial Partners, LLC	NC	NIA	Innovative Financial Group Holdings, LLC	Ownership	100.000	Humana Inc.	NO	0
.0119	Humana Inc.	00000	84-5189010				Medicare Planning of America LLC	NC	NIA	Innovative Financial Group Holdings, LLC	Ownership	100.000	Humana Inc.	NO	0
.0119	Humana Inc.	00000	47-4085710				Rees Financial LLC	NC	NIA	Innovative Financial Group Holdings, LLC	Ownership	100.000	Humana Inc.	NO	0
.0119	Humana Inc.	00000	84-2258899				The Lead Store LLC	NC	NIA	Innovative Financial Group Holdings, LLC	Ownership	100.000	Humana Inc.	NO	0
.0119	Humana Inc.	00000	82-4202700				Versa Management LLC	NC	NIA	Innovative Financial Group Holdings, LLC	Ownership	100.000	Humana Inc.	NO	0
.0119	Humana Inc.	00000	86-2731153				Prime West JV Holdings, LLC	DE	NIA	Humana Innovation Enterprises, Inc.	Ownership	100.000	Humana Inc.	NO	0
.0119	Humana Inc.	00000	84-4307723				CenterWell IPA Solutions, LLC	MI	NIA	Prime West JV Holdings, LLC	Ownership	100.000	Humana Inc.	NO	0
.0119	Humana Inc.	00000	82-1676284				Prime Accountable Care West, LLC	MI	NIA	CenterWell IPA Solutions, LLC	Ownership	100.000	Humana Inc.	NO	0
.0119	Humana Inc.	00000	03-0523544				A and A Homecare, Inc	FL	NIA	Vitality Home Care, Inc	Ownership	100.000	Humana Inc.	NO	0
.0119	Humana Inc.	00000	45-2401497				All About Home Care Management, LLC	FL	NIA	Vitality Home Care, Inc	Ownership	100.000	Humana Inc.	NO	0
.0119	Humana Inc.	00000	11-3836040				Altercare of Palm Beach County, LLC	FL	NIA	Vitality Home Care, Inc	Ownership	100.000	Humana Inc.	NO	0

STATEMENT AS OF SEPTEMBER 30, 2025 OF THE Humana Benefit Plan of Illinois Inc.

SCHEDULE Y
PART 1A - DETAILS OF INSURANCE HOLDING COMPANY SYSTEM

1	2	3	4	5	6	7	8	9	10	11	12	13	14	15	16
Group Code	Group Name	NAIC Company Code	ID Number	Federal RSSD	CIK	Name of Securities Exchange if Publicly Traded (U.S. or International)	Names of Parent, Subsidiaries Or Affiliates	Domiciliary Location	Relationship to Reporting Entity	Directly Controlled by (Name of Entity/Person)	Type of Control (Ownership, Board, Management, Attorney-in-Fact, Influence, Other)	If Control is Ownership Provide Percentage	Ultimate Controlling Entity(ies)/Person(s)	Is an SCA Filing Required? (Yes/No)	*
.0119	Humana Inc.	00000	20-0110337				Altercare, LLC	FL	NIA	Vitality Home Care, Inc	Ownership	100.000	Humana Inc.	NO	0
.0119	Humana Inc.	00000	20-7287186				Balanced Home Healthcare, Inc.	FL	NIA	Vitality Home Care, Inc	Ownership	100.000	Humana Inc.	NO	0
.0119	Humana Inc.	00000	20-1903568				Bridges Home Health, Inc.	FL	NIA	Vitality Home Care, Inc	Ownership	100.000	Humana Inc.	NO	0
.0119	Humana Inc.	00000	46-3433197				Medstar Home Health, LLC	FL	NIA	Trident Home Health, LLC	Ownership	100.000	Humana Inc.	NO	0
.0119	Humana Inc.	00000	20-5123865				M-SAC, Inc.	FL	NIA	Vitality Home Care, Inc	Ownership	100.000	Humana Inc.	NO	0
.0119	Humana Inc.	00000	45-2823888				Quality Living Home Health Care, LLC	FL	NIA	Vitality Home Care, Inc	Ownership	100.000	Humana Inc.	NO	0
.0119	Humana Inc.	00000	35-2486995				Trident Home Health, LLC	FL	NIA	Vitality Home Care, Inc	Ownership	100.000	Humana Inc.	NO	0
.0119	Humana Inc.	00000	81-4466479				Trilogy Home Health Care SW FL, Inc	DE	NIA	Vitality Home Care, Inc	Ownership	100.000	Humana Inc.	NO	0
.0119	Humana Inc.	00000	81-2022629				Vitality HHS Holdings, Inc	DE	NIA	CenterWell Health Services (USA), LLC	Ownership	100.000	Humana Inc.	NO	0
.0119	Humana Inc.	00000	81-2019673				Vitality Home Care, Inc	DE	NIA	Vitality HHS Holdings, Inc	Ownership	100.000	Humana Inc.	NO	0
.0119	Humana Inc.	00000	82-3311429				Conviva Physician Group, LLC	FL	NIA	Conviva Care Solutions, LLC	Ownership	100.000	Humana Inc.	NO	0
.0119	Humana Inc.	00000	33-2663918				Humana Care Holdings, Inc.	DE	NIA	Humana Inc.	Ownership	100.000	Humana Inc.	NO	0
.0119	Humana Inc.	00000	33-2731074				Care Solutions ACO, LLC	DE	NIA	Humana Care Holdings, Inc.	Ownership	100.000	Humana Inc.	NO	0
.0119	Humana Inc.	00000	33-2023109				Humana Life Insurance Company of New York, Inc.	NY	IA	Humana Inc.	Ownership	100.000	Humana Inc.	NO	0
.0119	Humana Inc.	00000	33-3124105				CenterWell Therapy Services, LLC	DE	NIA	CenterWell Health Services, Inc.	Ownership	100.000	Humana Inc.	NO	0
.0119	Humana Inc.	00000	39-2720728				CenterWell Senior Primary Care (Vitality), Inc.	FL	NIA	CenterWell Senior Primary Care (FL), Inc.?	Ownership	100.000	Humana Inc.	NO	0
.0119	Humana Inc.	00000	33-2015136				Prime Healthcare Home Care Holdings, LLC	DE	NIA	CenterWell Health Services (USA), LLC	Ownership	100.000	Humana Inc.	NO	0
.0119	Humana Inc.	00000	33-2315131				Prime Healthcare Home Care and Hospice, LLC	DE	NIA	Prime Healthcare Home Care Holdings, LLC	Ownership	100.000	Humana Inc.	NO	0

Asterisk	Explanation
0000001	Humana Inc., a Delaware corporation and ultimate parent company in the holding company system, is a publicly traded company on the New York Stock Exchange and ownership fluctuates daily.

SUPPLEMENTAL EXHIBITS AND SCHEDULES INTERROGATORIES

The following supplemental reports are required to be filed as part of your statement filing. However, in the event that your company does not transact the type of business for which the special report must be filed, your response of NO to the specific interrogatory will be accepted in lieu of filing a "NONE" report and a bar code will be printed below. If the supplement is required of your company but is not being filed for whatever reason enter SEE EXPLANATION and provide an explanation following the interrogatory questions.

	Response
1. Will the Medicare Part D Coverage Supplement be filed with the state of domicile and the NAIC with this statement?	NO

AUGUST FILING

2. Will the regulator-only (non-public) Communication of Internal Control Related Matters Noted in Audit be filed with the state of domicile and electronically with the NAIC (as a regulator-only non-public document) by August 1? The response for 1st and 3rd quarters should be N/A. A NO response resulting with a bar code is only appropriate in the 2nd quarter.	N/A
--	-----

Explanation:

1. This type of business is not written.

Bar Code:

1. Medicare Part D Coverage Supplement [Document Identifier 365]



OVERFLOW PAGE FOR WRITE-INS

NONE

STATEMENT AS OF SEPTEMBER 30, 2025 OF THE Humana Benefit Plan of Illinois Inc.

SCHEDULE A - VERIFICATION

Real Estate

	1 Year to Date	2 Prior Year Ended December 31
1. Book/adjusted carrying value, December 31 of prior year		
2. Cost of acquired:		
2.1 Actual cost at time of acquisition		
2.2 Additional investment made after acquisition		
3. Current year change in encumbrances		
4. Total gain (loss) on disposals		
5. Deduct amounts received on disposals		
6. Total foreign exchange change in book/adjusted carrying value		
7. Deduct current year's other than temporary impairment recognized		
8. Deduct current year's depreciation		
9. Book/adjusted carrying value at the end of current period (Lines 1+2+3+4-5+6-7-8)		
10. Deduct total nonadmitted amounts		
11. Statement value at end of current period (Line 9 minus Line 10)		

NONE

SCHEDULE B - VERIFICATION

Mortgage Loans

	1 Year to Date	2 Prior Year Ended December 31
1. Book value/recorded investment excluding accrued interest, December 31 of prior year		
2. Cost of acquired:		
2.1 Actual cost at time of acquisition		
2.2 Additional investment made after acquisition		
3. Capitalized deferred interest and other		
4. Accrual of discount		
5. Unrealized valuation increase/(decrease)		
6. Total gain (loss) on disposals		
7. Deduct amounts received on disposals		
8. Deduct amortization of premium and mortgage interest paid and commitment fees		
9. Total foreign exchange change in book value/recorded investment excluding accrued interest		
10. Deduct current year's other than temporary impairment recognized		
11. Book value/recorded investment excluding accrued interest at end of current period (Lines 1+2+3+4+5+6-7-8+9-10)		
12. Total valuation allowance		
13. Subtotal (Line 11 plus Line 12)		
14. Deduct total nonadmitted amounts		
15. Statement value at end of current period (Line 13 minus Line 14)		

NONE

SCHEDULE BA - VERIFICATION

Other Long-Term Invested Assets

	1 Year to Date	2 Prior Year Ended December 31
1. Book/adjusted carrying value, December 31 of prior year		
2. Cost of acquired:		
2.1 Actual cost at time of acquisition		
2.2 Additional investment made after acquisition		
3. Capitalized deferred interest and other		
4. Accrual of discount		
5. Unrealized valuation increase/(decrease)		
6. Total gain (loss) on disposals		
7. Deduct amounts received on disposals		
8. Deduct amortization of premium, depreciation and proportional amortization		
9. Total foreign exchange change in book/adjusted carrying value		
10. Deduct current year's other than temporary impairment recognized		
11. Book/adjusted carrying value at end of current period (Lines 1+2+3+4+5+6-7-8+9-10)		
12. Deduct total nonadmitted amounts		
13. Statement value at end of current period (Line 11 minus Line 12)		

NONE

SCHEDULE D - VERIFICATION

Bonds and Stocks

	1 Year to Date	2 Prior Year Ended December 31
1. Book/adjusted carrying value of bonds and stocks, December 31 of prior year	1,063,466,068	957,516,166
2. Cost of bonds and stocks acquired	281,952,502	404,476,449
3. Accrual of discount	779,188	1,190,592
4. Unrealized valuation increase/(decrease)	692,471	587,828
5. Total gain (loss) on disposals	3,062,579	1,918,980
6. Deduct consideration for bonds and stocks disposed of	391,664,004	298,157,502
7. Deduct amortization of premium	2,049,114	4,066,445
8. Total foreign exchange change in book/adjusted carrying value	0	0
9. Deduct current year's other than temporary impairment recognized	0	0
10. Total investment income recognized as a result of prepayment penalties and/or acceleration fees	0	0
11. Book/adjusted carrying value at end of current period (Lines 1+2+3+4+5-6-7+8-9+10)	956,239,690	1,063,466,068
12. Deduct total nonadmitted amounts	0	0
13. Statement value at end of current period (Line 11 minus Line 12)	956,239,690	1,063,466,068

STATEMENT AS OF SEPTEMBER 30, 2025 OF THE Humana Benefit Plan of Illinois Inc.

SCHEDULE D - PART 1B

Showing the Acquisitions, Dispositions and Non-Trading Activity
During the Current Quarter for all Bonds and Preferred Stock by NAIC Designation

NAIC Designation	1 Book/Adjusted Carrying Value Beginning of Current Quarter	2 Acquisitions During Current Quarter	3 Dispositions During Current Quarter	4 Non-Trading Activity During Current Quarter	5 Book/Adjusted Carrying Value End of First Quarter	6 Book/Adjusted Carrying Value End of Second Quarter	7 Book/Adjusted Carrying Value End of Third Quarter	8 Book/Adjusted Carrying Value December 31 Prior Year
ISSUER CREDIT OBLIGATIONS (ICO)								
1. NAIC 1 (a)	417,198,980	2,327,678,670	2,374,712,224	4,313,500	434,314,925	417,198,980	374,478,926	422,546,041
2. NAIC 2 (a)	277,952,878	993,012,199	1,007,752,044	(866,247)	261,130,059	277,952,878	262,346,785	250,941,466
3. NAIC 3 (a)	11,353,931	0	0	127,185	11,732,530	11,353,931	11,481,117	15,524,613
4. NAIC 4 (a)	3,563,988	0	0	22,206	3,564,294	3,563,988	3,586,194	2,639,641
5. NAIC 5 (a)	2,724,109	0	0	(84,698)	2,475,359	2,724,109	2,639,411	3,386,023
6. NAIC 6 (a)	0	0	0	0	0	0	0	0
7. Total ICO	712,793,887	3,320,690,869	3,382,464,268	3,511,946	713,217,168	712,793,887	654,532,433	695,037,784
ASSET-BACKED SECURITIES (ABS)								
8. NAIC 1	360,099,192	96,530,015	133,608,134	(676,183)	361,351,528	360,099,192	322,344,890	378,414,284
9. NAIC 2	0	0	0	0	0	0	0	0
10. NAIC 3	0	0	0	347,602	0	0	347,602	0
11. NAIC 4	0	0	0	0	0	0	0	0
12. NAIC 5	0	0	0	0	0	0	0	0
13. NAIC 6	0	0	0	0	0	0	0	0
14. Total ABS	360,099,192	96,530,015	133,608,134	(328,581)	361,351,528	360,099,192	322,692,492	378,414,284
PREFERRED STOCK								
15. NAIC 1	0	0	0	0	0	0	0	0
16. NAIC 2	0	0	0	0	0	0	0	0
17. NAIC 3	0	0	0	0	0	0	0	0
18. NAIC 4	0	0	0	0	0	0	0	0
19. NAIC 5	0	0	0	0	0	0	0	0
20. NAIC 6	0	0	0	0	0	0	0	0
21. Total Preferred Stock	0	0	0	0	0	0	0	0
22. Total ICO, ABS & Preferred Stock	1,072,893,078	3,417,220,884	3,516,072,402	3,183,365	1,074,568,695	1,072,893,078	977,224,925	1,073,452,068

(a) Book/Adjusted Carrying Value column for the end of the current reporting period includes the following amount of short-term and cash equivalent bonds by NAIC designation:

NAIC 1 \$0 ; NAIC 2 \$20,985,235 ; NAIC 3 \$0 NAIC 4 \$0 ; NAIC 5 \$0 ; NAIC 6 \$0

SCHEDULE DA - PART 1

Short-Term Investments

	1	2	3	4	5
	Book/Adjusted Carrying Value	Premium	Actual Cost	Interest Collected Year-to-Date	Paid for Accrued Interest Year-to-Date
7709999999 Totals		XX			

NONE

SCHEDULE DA - VERIFICATION

Short-Term Investments

	1	2
	Year To Date	Prior Year Ended December 31
1. Book/adjusted carrying value, December 31 of prior year	0	19,726,044
2. Cost of short-term investments acquired	0	9,988,750
3. Accrual of discount	0	278,326
4. Unrealized valuation increase/(decrease)	0	0
5. Total gain (loss) on disposals	0	6,879
6. Deduct consideration received on disposals	0	30,000,000
7. Deduct amortization of premium	0	0
8. Total foreign exchange change in book/adjusted carrying value	0	0
9. Deduct current year's other than temporary impairment recognized	0	0
10. Book/adjusted carrying value at end of current period (Lines 1+2+3+4+5-6-7+8-9)	0	0
11. Deduct total nonadmitted amounts	0	0
12. Statement value at end of current period (Line 10 minus Line 11)	0	0

Schedule DB - Part A - Verification - Options, Caps, Floors, Collars, Swaps and Forwards

N O N E

Schedule DB - Part B - Verification - Futures Contracts

N O N E

Schedule DB - Part C - Section 1 - Replication (Synthetic Asset) Transactions (RSATs) Open

N O N E

Schedule DB-Part C-Section 2-Reconciliation of Replication (Synthetic Asset) Transactions Open

N O N E

Schedule DB - Verification - Book/Adjusted Carrying Value, Fair Value and Potential Exposure of
Derivatives

N O N E

SCHEDULE E - PART 2 - VERIFICATION

(Cash Equivalents)

	1	2
	Year To Date	Prior Year Ended December 31
1. Book/adjusted carrying value, December 31 of prior year	12,811,156	113,884,079
2. Cost of cash equivalents acquired	10,030,884,334	15,258,175,669
3. Accrual of discount	8,961,589	16,068,652
4. Unrealized valuation increase/(decrease)	0	0
5. Total gain (loss) on disposals	(749)	5,781
6. Deduct consideration received on disposals	10,028,565,413	15,375,323,027
7. Deduct amortization of premium	0	0
8. Total foreign exchange change in book/adjusted carrying value	0	0
9. Deduct current year's other than temporary impairment recognized	0	0
10. Book/adjusted carrying value at end of current period (Lines 1+2+3+4+5-6-7+8-9)	24,090,918	12,811,156
11. Deduct total nonadmitted amounts	0	0
12. Statement value at end of current period (Line 10 minus Line 11)	24,090,918	12,811,156

Schedule A - Part 2 - Real Estate Acquired and Additions Made

N O N E

Schedule A - Part 3 - Real Estate Disposed

N O N E

Schedule B - Part 2 - Mortgage Loans Acquired and Additions Made

N O N E

Schedule B - Part 3 - Mortgage Loans Disposed, Transferred or Repaid

N O N E

Schedule BA - Part 2 - Other Long-Term Invested Assets Acquired and Additions Made

N O N E

Schedule BA - Part 3 - Other Long-Term Invested Assets Disposed, Transferred or Repaid

N O N E

STATEMENT AS OF SEPTEMBER 30, 2025 OF THE Humana Benefit Plan of Illinois Inc.

SCHEDULE D - PART 3

Show All Long-Term Bonds and Stock Acquired During the Current Quarter

1	2	3	4	5	6	7	8	9
CUSIP Identification	Description	Date Acquired	Name of Vendor	Number of Shares of Stock	Actual Cost	Par Value	Paid for Accrued Interest and Dividends	NAIC Designation, NAIC Designation Modifier and SVO Administrative Symbol
912810-UM-8	UNITED STATES TREASURY	09/11/2025	CITADEL SECURITIES LLC		3,226,121	3,176,000	11,478	1.A
91282C-EN-7	UNITED STATES TREASURY	08/28/2025	CITADEL SECURITIES LLC		2,667,629	2,709,000	24,495	1.A
91282C-NL-1	UNITED STATES TREASURY	07/18/2025	BNP PARIBAS SECURITIES BOND		997,931	1,000,000	2,140	1.A
0019999999. Subtotal - Issuer Credit Obligations - U.S. Government Obligations (Exempt from RBC)					6,891,681	6,885,000	38,114	XXX
00206R-CP-5	AT&T INC	09/26/2025	GOLDMAN		743,266	772,000	12,931	2.B FE
00206R-MM-1	AT&T INC	09/26/2025	GOLDMAN		433,638	510,000	4,263	2.B FE
015271-AV-1	ALEXANDRIA REAL ESTATE EQUITIES INC	09/26/2025	GOLDMAN		1,157,599	1,411,000	4,262	2.A FE
015271-AV-5	ALEXANDRIA REAL ESTATE EQUITIES INC	09/26/2025	GOLDMAN		1,015,688	1,176,000	1,349	2.A FE
015271-BC-2	ALEXANDRIA REAL ESTATE EQUITIES INC	09/26/2025	GOLDMAN		393,717	392,000	7,660	2.A FE
01626P-AX-4	ALIMENTATION COUCHE-TARD INC	09/29/2025	Amherst Pierpont Securities		1,226,752	1,225,000	173	2.A FE
02665W-DT-5	AMERICAN HONDA FINANCE CORP	09/26/2025	GOLDMAN		684,949	784,000	2,979	1.G FE
02665W-GD-7	AMERICAN HONDA FINANCE CORP	07/08/2025	US BANCORP INVESTMENTS INC		1,999,880	2,000,000	0	1.G FE
02665W-GK-1	AMERICAN HONDA FINANCE CORP	09/26/2025	GOLDMAN		943,117	941,000	2,777	1.G FE
02665W-GL-9	AMERICAN HONDA FINANCE CORP	09/26/2025	GOLDMAN		784,690	784,000	2,450	1.G FE
03027X-BS-8	AMERICAN TOWER CORP	09/26/2025	GOLDMAN		484,833	549,000	491	2.A FE
03027X-CP-3	AMERICAN TOWER CORP	09/29/2025	Various		1,552,606	1,509,000	3,247	2.A FE
03040W-BF-1	AMERICAN WATER CAPITAL CORP	09/26/2025	GOLDMAN		1,594,734	1,556,000	6,354	2.A FE
04316J-AA-7	ARTHUR J. GALLAGHER & CO.	09/26/2025	GOLDMAN		685,783	772,000	7,205	2.B FE
04316J-AM-1	ARTHUR J. GALLAGHER & CO.	09/26/2025	GOLDMAN		1,181,044	1,158,000	7,077	2.B FE
04316J-AN-9	ARTHUR J. GALLAGHER & CO.	09/26/2025	GOLDMAN		479,726	475,000	2,990	2.B FE
052769-AJ-5	AUTODESK INC	09/29/2025	Bank of America Securities		524,790	510,000	8,560	2.A FE
059165-EG-0	BALTIMORE GAS AND ELECTRIC CO	09/26/2025	GOLDMAN		261,799	235,000	7,378	1.G FE
059165-ER-7	BALTIMORE GAS AND ELECTRIC CO	09/26/2025	GOLDMAN		407,429	392,000	6,810	1.G FE
06051G-LU-1	BANK OF AMERICA CORP	09/26/2025	GOLDMAN		1,653,161	1,544,000	3,526	1.E FE
06051G-MM-8	BANK OF AMERICA CORP	09/26/2025	GOLDMAN		1,609,697	1,544,000	15,363	1.E FE
06051G-MN-6	BANK OF AMERICA CORP	09/26/2025	GOLDMAN		2,009,555	1,929,000	40,989	1.E FE
06406R-BW-6	BANK OF NEW YORK MELLON CORP	09/29/2025	Various		1,345,703	1,305,000	2,901	1.D FE
075887-CP-2	BECTON DICKINSON AND CO	09/26/2025	GOLDMAN		834,406	849,000	3,750	2.B FE
103730-BV-1	BP CAPITAL MARKETS AMERICA INC	09/26/2025	GOLDMAN		692,653	682,000	1,669	1.E FE
11135F-BP-5	BROADCOM INC	09/26/2025	GOLDMAN		1,399,150	1,621,000	18,928	1.G FE
120568-BR-0	BUNGE FINANCE LTD CORP	09/26/2025	GOLDMAN		480,453	475,000	3,737	2.A FE
15189X-BH-0	CENTERPOINT ENERGY HOUSTON ELECTRIC LLC	08/04/2025	BANKERS TR CO/PNC BK NA SECS		836,842	840,000	0	1.F FE
172967-NN-7	CITIGROUP INC	09/11/2025	JPMORGAN VPR FTP		1,325,431	1,385,000	25,483	1.G FE
20030N-BM-2	COMCAST CORP	09/26/2025	GOLDMAN		1,198,172	1,254,000	6,437	1.G FE
20030N-BP-5	COMCAST CORP	09/26/2025	GOLDMAN		1,054,058	1,098,000	5,905	1.G FE
225401-BM-9	UBS GROUP AG	09/18/2025	UBS SECURITIES LLC		1,135,000	1,135,000	0	1.F FE
22966R-AJ-5	CUBESMART LP	09/26/2025	GOLDMAN		450,335	510,000	1,558	2.B FE
22966R-AK-2	CUBESMART LP	08/11/2025	WELLS FARGO SECURITIES		547,541	555,000	0	2.B FE
24422E-VS-5	JOHN DEERE CAPITAL CORP	09/26/2025	GOLDMAN		627,394	706,000	4,001	1.E FE
24422E-XU-8	JOHN DEERE CAPITAL CORP	09/26/2025	GOLDMAN		728,027	706,000	10,597	1.E FE
24422E-YF-0	JOHN DEERE CAPITAL CORP	07/21/2025	JP MORGAN SECS INC. - FIXED INCOME		1,248,800	1,250,000	0	1.E FE
26442C-BQ-6	DUKE ENERGY CAROLINAS LLC	09/26/2025	GOLDMAN		405,767	392,000	800	1.F FE
26442U-AQ-7	DUKE ENERGY PROGRESS LLC	09/26/2025	GOLDMAN		407,531	392,000	800	1.F FE
26442U-AS-3	DUKE ENERGY PROGRESS LLC	09/26/2025	GOLDMAN		644,901	627,000	1,244	1.F FE
26442U-AU-8	DUKE ENERGY PROGRESS LLC	09/26/2025	GOLDMAN		797,320	784,000	1,540	1.F FE
26884A-BP-7	ERP OPERATING LP	09/29/2025	WELLS FARGO SECURITIES		504,803	510,000	988	1.G FE
26884T-AW-2	ERAC USA FINANCE LLC	09/26/2025	GOLDMAN		877,602	862,000	17,365	1.G FE
26884T-AZ-5	ERAC USA FINANCE LLC	09/26/2025	GOLDMAN		810,899	784,000	16,873	1.G FE
277432-AY-6	EASTMAN CHEMICAL CO	09/26/2025	GOLDMAN		646,192	627,000	3,821	2.B FE
277432-AZ-3	EASTMAN CHEMICAL CO	09/26/2025	GOLDMAN		239,425	235,000	1,893	2.B FE
278062-AD-6	EATON CORP	09/26/2025	GOLDMAN		230,093	235,000	3,838	1.G FE
29273V-AY-6	ENERGY TRANSFER LP	09/26/2025	GOLDMAN		965,720	941,000	19,439	2.B FE
29273V-BE-9	ENERGY TRANSFER LP	09/26/2025	Various		3,359,032	3,241,000	99,007	2.B FE
29444U-BS-4	EQUINIX INC	09/26/2025	GOLDMAN		636,191	706,000	6,570	2.B FE
29444U-BU-9	EQUINIX INC	09/26/2025	GOLDMAN		725,435	756,000	13,432	2.B FE
30225V-AS-6	EXTRA SPACE STORAGE LP	09/26/2025	GOLDMAN		483,611	470,000	4,089	2.B FE

E04

STATEMENT AS OF SEPTEMBER 30, 2025 OF THE Humana Benefit Plan of Illinois Inc.

SCHEDULE D - PART 3

Show All Long-Term Bonds and Stock Acquired During the Current Quarter

1	2	3	4	5	6	7	8	9
CUSIP Identification	Description	Date Acquired	Name of Vendor	Number of Shares of Stock	Actual Cost	Par Value	Paid for Accrued Interest and Dividends	NAIC Designation, NAIC Designation Modifier and SVO Administrative Symbol
30225V-AU-1	EXTRA SPACE STORAGE LP	09/26/2025	GOLDMAN		400,620	392,000	6,115	2.B FE
30225V-AV-9	EXTRA SPACE STORAGE LP	08/06/2025	JP MORGAN SECS INC. - FIXED INCOME		488,721	490,000	.0	2.B FE
337738-BE-7	FISERV INC	09/26/2025	GOLDMAN		575,616	549,000	2,306	2.B FE
337738-BL-1	FISERV INC	09/26/2025	GOLDMAN		405,112	392,000	831	2.B FE
337738-BO-0	FISERV INC	09/26/2025	GOLDMAN		791,793	784,000	5,488	2.B FE
36164Q-NA-2	GE CAPITAL INTERNATIONAL FUNDING COMPANY	09/26/2025	GOLDMAN		782,848	800,000	13,156	1.G FE
369604-BZ-5	GENERAL ELECTRIC CO	07/22/2025	MORGAN STANLEY CO		518,960	520,000	.0	1.G FE
37045X-EV-4	GENERAL MOTORS FINANCIAL COMPANY INC	09/26/2025	GOLDMAN		244,351	235,000	6,797	2.B FE
37045X-FC-5	GENERAL MOTORS FINANCIAL COMPANY INC	09/26/2025	GOLDMAN		484,471	470,000	6,316	2.B FE
38141G-YN-8	GOLDMAN SACHS GROUP INC	09/26/2025	GOLDMAN		634,638	706,000	8,211	2.A FE
38141G-ZM-9	GOLDMAN SACHS GROUP INC	09/26/2025	GOLDMAN		575,178	627,000	1,891	2.A FE
404119-CC-1	HCA INC	09/26/2025	GOLDMAN		347,743	392,000	1,914	2.C FE
404119-CK-3	HCA INC	09/26/2025	GOLDMAN		441,151	470,000	663	2.C FE
42250G-AA-1	HEALTHPEAK OP LLC	09/11/2025	BNY/SUNTRUST CAPITAL MARKETS		2,585,150	2,500,000	10,078	2.A FE
42250G-AB-9	HEALTHPEAK OP LLC	09/26/2025	GOLDMAN		779,124	784,000	4,655	2.A FE
45687V-AF-3	INGERSOLL RAND INC	09/29/2025	JP MORGAN SECS INC. - FIXED INCOME		533,195	510,000	8,107	2.B FE
459200-LJ-8	INTERNATIONAL BUSINESS MACHINES CORP	09/29/2025	Various		1,555,095	1,515,000	10,824	1.G FE
46647P-BL-9	JPMORGAN CHASE & CO	09/26/2025	GOLDMAN		363,168	392,000	4,312	1.E FE
46647P-CR-5	JPMORGAN CHASE & CO	09/26/2025	GOLDMAN		491,690	549,000	5,472	1.E FE
46647P-CU-8	JPMORGAN CHASE & CO	09/26/2025	GOLDMAN		358,468	392,000	2,065	1.E FE
48251W-AB-0	KKR & CO INC	08/04/2025	MORGAN STANLEY CO		748,140	750,000	.0	1.F FE
49456B-AG-6	KINDER MORGAN INC	09/26/2025	GOLDMAN		479,301	470,000	8,165	2.B FE
50077L-AL-0	KRAFT HEINZ FOODS CO	09/11/2025	GOLDMAN		2,061,788	2,050,000	16,229	2.B FE
50077L-BN-5	KRAFT HEINZ FOODS CO	09/26/2025	GOLDMAN		950,272	930,000	1,953	2.B FE
571676-AV-7	MARS INC	09/26/2025	GOLDMAN		394,927	392,000	8,224	1.F FE
571676-AZ-8	MARS INC	09/26/2025	GOLDMAN		561,545	549,000	2,135	1.F FE
571748-CC-4	MARSH & MCLENNAN COMPANIES INC	09/29/2025	HSBC SECURITIES INC.		704,820	695,000	1,448	1.G FE
59523U-AR-8	MID-AMERICA APARTMENTS LP	09/26/2025	GOLDMAN		441,706	470,000	503	1.G FE
59523U-AW-7	MID-AMERICA APARTMENTS LP	09/26/2025	GOLDMAN		652,945	627,000	4,062	1.G FE
606822-CD-4	MITSUBISHI UFJ FINANCIAL GROUP INC	09/26/2025	GOLDMAN		590,249	652,000	3,616	1.G FE
606822-DF-8	MITSUBISHI UFJ FINANCIAL GROUP INC	09/26/2025	GOLDMAN		678,491	652,000	15,920	1.G FE
61747Y-ED-3	MORGAN STANLEY	09/26/2025	GOLDMAN		692,131	784,000	3,316	1.E FE
61747Y-EL-5	MORGAN STANLEY	09/26/2025	GOLDMAN		712,389	784,000	4,358	1.E FE
61747Y-FL-4	MORGAN STANLEY	09/26/2025	GOLDMAN		489,044	470,000	5,067	1.E FE
61747Y-FT-7	MORGAN STANLEY	09/26/2025	GOLDMAN		484,735	470,000	4,862	1.E FE
62954W-AV-7	NTT FINANCE CORP	07/09/2025	MORGAN STANLEY CO		200,000	200,000	.0	1.G FE
639057-AN-8	NATWEST GROUP PLC	09/26/2025	GOLDMAN		935,490	888,000	3,991	1.G FE
639057-AV-0	NATWEST GROUP PLC	09/26/2025	GOLDMAN		819,640	800,000	14,322	1.G FE
64952W-EZ-2	NEW YORK LIFE GLOBAL FUNDING	09/26/2025	GOLDMAN		1,155,151	1,158,000	8,928	1.B FE
64952W-FM-0	NEW YORK LIFE GLOBAL FUNDING	09/26/2025	GOLDMAN		1,205,050	1,158,000	11,358	1.B FE
65339K-BZ-2	NEXTERA ENERGY CAPITAL HOLDINGS INC	09/26/2025	GOLDMAN		1,108,536	1,254,000	6,290	2.A FE
65339K-DK-3	NEXTERA ENERGY CAPITAL HOLDINGS INC	09/26/2025	GOLDMAN		801,791	772,000	1,591	2.A FE
65339K-DL-1	NEXTERA ENERGY CAPITAL HOLDINGS INC	09/11/2025	BNY/SUNTRUST CAPITAL MARKETS		1,936,377	1,850,000	61,055	2.A FE
65473P-AX-3	NISOURCE INC	09/26/2025	GOLDMAN		948,554	930,000	12,715	2.B FE
666807-CL-4	NORTHROP GRUMMAN CORP	09/26/2025	GOLDMAN		1,191,876	1,176,000	18,888	2.A FE
666807-CP-5	NORTHROP GRUMMAN CORP	09/26/2025	GOLDMAN		810,868	784,000	13,720	2.A FE
677415-CT-6	OHIO POWER CO	09/26/2025	GOLDMAN		338,723	392,000	1,309	2.A FE
681919-BB-1	OMNICOM GROUP INC	09/26/2025	GOLDMAN		980,317	1,068,000	10,830	2.A FE
681919-BD-7	OMNICOM GROUP INC	09/26/2025	GOLDMAN		1,554,794	1,725,000	7,226	2.A FE
68389X-BH-7	ORACLE CORP	09/26/2025	GOLDMAN		697,321	784,000	6,204	2.B FE
68389X-DA-0	ORACLE CORP	09/26/2025	GOLDMAN		805,709	784,000	6,708	2.B FE
701094-AN-4	PARKER-HANNIFIN CORP	09/26/2025	GOLDMAN		608,240	627,000	5,943	2.A FE
701094-AS-3	PARKER-HANNIFIN CORP	09/26/2025	GOLDMAN		635,013	627,000	1,097	2.A FE
713448-GC-6	PEPSICO INC	09/26/2025	GOLDMAN		1,073,982	1,050,000	7,583	1.E FE
74153W-CX-5	PRICOA GLOBAL FUNDING I	09/11/2025	JP MORGAN SECS INC. - FIXED INCOME		2,311,505	2,210,000	34,157	1.D FE
74153W-CY-3	PRICOA GLOBAL FUNDING I	09/26/2025	GOLDMAN		818,956	811,000	3,531	1.D FE
74340X-CJ-8	PROLOGIS LP	09/26/2025	GOLDMAN		797,132	784,000	1,524	1.F FE

E04.1

STATEMENT AS OF SEPTEMBER 30, 2025 OF THE Humana Benefit Plan of Illinois Inc.

SCHEDULE D - PART 3

Show All Long-Term Bonds and Stock Acquired During the Current Quarter

1	2	3	4	5	6	7	8	9
CUSIP Identification	Description	Date Acquired	Name of Vendor	Number of Shares of Stock	Actual Cost	Par Value	Paid for Accrued Interest and Dividends	NAIC Designation, NAIC Designation Modifier and SVO Administrative Symbol
74340X-CN-9	PROLOGIS LP	09/26/2025	GOLDMAN		634,812	627,000	5,138	1.F FE
74340X-CR-0	PROLOGIS LP	09/26/2025	GOLDMAN		645,101	627,000	12,984	1.F FE
74460D-AJ-8	PUBLIC STORAGE OPERATING CO	09/26/2025	GOLDMAN		347,096	392,000	3,430	1.F FE
74464A-AD-3	PUBLIC STORAGE OPERATING CO	09/26/2025	GOLDMAN		475,100	470,000	5,810	1.F FE
74949L-AG-7	RELY CAPITAL INC	09/26/2025	GOLDMAN		282,847	274,000	80	1.G FE
775109-CH-2	ROGERS COMMUNICATIONS INC	09/26/2025	GOLDMAN		1,092,457	1,158,000	1,711	2.C FE
776696-AM-8	ROPER TECHNOLOGIES INC	09/26/2025	GOLDMAN		388,413	386,000	2,570	2.B FE
83444M-AQ-4	SOLVENTUM CORP	09/26/2025	GOLDMAN		964,151	926,000	2,243	2.C FE
842400-FC-2	SOUTHERN CALIFORNIA EDISON CO	09/26/2025	GOLDMAN		356,505	353,000	3,199	1.G FE
842400-HM-8	SOUTHERN CALIFORNIA EDISON CO	09/26/2025	GOLDMAN		484,482	549,000	2,432	1.G FE
871607-AD-9	SYNOPSIS INC	09/26/2025	GOLDMAN		1,182,526	1,158,000	30,880	2.B FE
871607-AE-7	SYNOPSIS INC	09/26/2025	GOLDMAN		944,778	930,000	25,544	2.B FE
87406B-AA-0	TAKEDA US FINANCING INC	09/26/2025	Various		2,920,261	2,858,000	32,232	2.A FE
875127-BN-1	TAMPA ELECTRIC CO	09/26/2025	GOLDMAN		481,394	475,000	1,903	1.G FE
89236T-NT-8	TOYOTA MOTOR CREDIT CORP	09/29/2025	JEFFERIES & COMPANY, INC.		701,436	695,000	2,244	1.E FE
902613-AK-4	UBS GROUP AG	09/26/2025	GOLDMAN		440,648	494,000	1,809	1.F FE
90353T-AU-4	UBER TECHNOLOGIES INC	09/29/2025	Bank of America Securities		608,218	612,000	1,550	2.A FE
92277G-BA-4	VENTAS REALTY LP	09/26/2025	GOLDMAN		627,150	627,000	6,444	2.A FE
92343V-CQ-5	VERIZON COMMUNICATIONS INC	09/26/2025	GOLDMAN		604,441	627,000	11,342	2.A FE
92343V-CV-4	VERIZON COMMUNICATIONS INC	09/26/2025	GOLDMAN		514,847	549,000	4,821	2.A FE
92343V-GN-8	VERIZON COMMUNICATIONS INC	09/26/2025	GOLDMAN		1,030,846	1,176,000	1,077	2.A FE
92343V-GZ-1	VERIZON COMMUNICATIONS INC	09/26/2025	GOLDMAN		797,101	784,000	20,237	2.A FE
925650-AK-9	VICI PROPERTIES LP	09/26/2025	GOLDMAN		945,270	926,000	24,886	2.C FE
927804-FB-5	VIRGINIA ELECTRIC AND POWER CO	09/26/2025	GOLDMAN		673,730	627,000	14,003	2.A FE
927804-GM-0	VIRGINIA ELECTRIC AND POWER CO	09/26/2025	GOLDMAN		650,688	627,000	4,062	1.G FE
927804-GT-5	VIRGINIA ELECTRIC AND POWER CO	09/26/2025	GOLDMAN		1,195,992	1,176,000	2,355	1.G FE
927804-GV-0	VIRGINIA ELECTRIC AND POWER CO	09/26/2025	Various		3,031,268	3,031,000	3,546	1.G FE
95000U-2G-7	WELLS FARGO & CO	09/26/2025	GOLDMAN		519,579	549,000	6,542	2.A FE
95000U-2J-1	WELLS FARGO & CO	09/26/2025	GOLDMAN		582,408	627,000	2,150	2.A FE
95000U-2U-6	WELLS FARGO & CO	09/26/2025	GOLDMAN		583,097	627,000	1,575	2.A FE
95041A-AG-3	WELLTOWER OP LLC	09/26/2025	GOLDMAN		483,218	475,000	6,221	1.G FE
0089999999	Subtotal - Issuer Credit Obligations - Corporate Bonds (Unaffiliated)				118,391,400	119,559,000	1,088,548	XXX
0489999999	Total - Issuer Credit Obligations (Unaffiliated)				125,283,081	126,444,000	1,126,661	XXX
0499999999	Total - Issuer Credit Obligations (Affiliated)				0	0	0	XXX
0509999997	Total - Issuer Credit Obligations - Part 3				125,283,081	126,444,000	1,126,661	XXX
0509999998	Total - Issuer Credit Obligations - Part 5				XXX	XXX	XXX	XXX
0509999999	Total - Issuer Credit Obligations				125,283,081	126,444,000	1,126,661	XXX
3140W1-TE-3	FN FA1448 - RMBS	08/28/2025	CITIGROUP GLOBAL MARKETS INC.		6,253,123	6,179,739	26,436	1.A
3140W1-TJ-2	FN FA1452 - RMBS	07/01/2025	CITIGROUP GLOBAL MARKETS INC.		1,782,775	1,748,957	291	1.A
3140W2-40-1	FN FA2630 - RMBS	08/28/2025	CITIGROUP GLOBAL MARKETS INC.		6,580,223	6,503,000	27,818	1.A
3140W2-4R-9	FN FA2631 - RMBS	08/28/2025	CITIGROUP GLOBAL MARKETS INC.		9,204,104	8,953,000	41,781	1.A
3140W2-5M-9	FN FA2651 - RMBS	08/28/2025	MIZUHO SECURITIES USA INC.		3,132,608	3,107,000	13,291	1.A
3140W2-LM-1	FN FA2131 - RMBS	08/28/2025	CITIGROUP GLOBAL MARKETS INC.		452,063	447,968	1,916	1.A
3140W2-YE-5	FN FA2508 - RMBS	08/28/2025	BARCLAYS CAPITAL INC FIXED INC		8,303,746	8,057,000	37,599	1.A
3140Y6-5U-0	FN CO0858 - RMBS	08/28/2025	MORGAN STANLEY CO		14,096,278	13,976,170	59,787	1.A
31427M-5A-5	FH SL0840 - RMBS	07/01/2025	CitiGroup		5,287,331	5,278,259	806	1.A
31427P-GM-0	FH SL2003 - RMBS	08/28/2025	MORGAN STANLEY CO		9,473,414	9,473,414	40,525	1.A
1039999999	Subtotal - Asset-Backed Securities - Financial Asset-Backed - Self-Liquidating - Agency Residential Mortgage-Backed Securities - Not/Partially Guaranteed (Not Exempt from RBC)				64,685,563	63,724,507	250,251	XXX
81749E-AA-3	SEMT 2024-HYB1 A1A - RMBS	07/18/2025	Bank of America Securities		1,599,324	1,602,328	3,958	1.A FE
1059999999	Subtotal - Asset-Backed Securities - Financial Asset-Backed - Self-Liquidating - Non-Agency Residential Mortgage-Backed Securities (Unaffiliated)				1,599,324	1,602,328	3,958	XXX
05556C-AC-4	BBOIS 2025-5C36 A3 - CMBS	07/18/2025	BARCLAYS CAPITAL INC FIXED INC		1,162,862	1,129,000	1,038	1.A FE
05556H-AA-7	BFLD 25FPM A - CMBS	08/20/2025	GOLDMAN		260,000	260,000	398	1.A FE
07337D-AC-4	BBOIS 2025-C35 A5 - CMBS	07/10/2025	BARCLAYS CAPITAL INC FIXED INC		704,497	684,000	2,441	1.A FE
081934-AR-2	BMARK 2025-V17 A3 - CMBS	09/11/2025	JPMORGAN VPR FTP		4,223,000	4,100,000	16,182	1.A FE

E04.2

STATEMENT AS OF SEPTEMBER 30, 2025 OF THE Humana Benefit Plan of Illinois Inc.

SCHEDULE D - PART 3

Show All Long-Term Bonds and Stock Acquired During the Current Quarter

1	2	3	4	5	6	7	8	9
CUSIP Identification	Description	Date Acquired	Name of Vendor	Number of Shares of Stock	Actual Cost	Par Value	Paid for Accrued Interest and Dividends	NAIC Designation, NAIC Designation Modifier and SVO Administrative Symbol
061935-AW-8	BMAPK 2025-B41 A5 - CMBS	08/15/2025	GOLDMAN		902,280	876,000	4,342	1.A FE
12517T-AA-5	CENT 25CITY A - CMBS	07/02/2025	Bank of America Securities		2,650,000	2,650,000	7,870	1.A FE
266895-AA-9	DURST 25151 A - CMBS	07/31/2025	WELLS FARGO SECURITIES		949,000	949,000	2,523	1.A FE
35802E-AC-9	FRESB 2025-SB123 10F - CMBS	07/15/2025	WELLS FARGO SECURITIES		779,632	781,000	2,500	1.A FE
55616A-AA-5	MAD 2511MD A - CMBS	09/12/2025	WELLS FARGO SECURITIES		3,879,000	3,879,000	12,293	1.A FE
682461-AA-6	AOA 25AOA A - CMBS	07/31/2025	MORGAN STANLEY CO		1,770,000	1,770,000	3,341	1.A FE
1079999999. Subtotal - Asset-Backed Securities - Financial Asset-Backed - Self-Liquidating - Non-Agency Commercial Mortgage-Backed Securities (Unaffiliated)					17,280,270	17,078,000	52,928	XXX
52603G-AA-4	LFT 2025-2 A - ABS	07/23/2025	BARCLAYS CAPITAL INC FIXED INC		2,966,053	2,967,000	0	1.A FE
59157T-W3-3	MetLife Short Term Funding LLC - ABS	09/02/2025	INDUSTRIAL AND COMMERCIAL BANK		9,998,806	10,000,000	0	1.C FE
1119999999. Subtotal - Asset-Backed Securities - Financial Asset-Backed - Self-Liquidating - Other Financial Asset-Backed Securities - Self-Liquidating (Unaffiliated)					12,964,858	12,967,000	0	XXX
1889999999. Total - Asset-Backed Securities (Unaffiliated)					96,530,015	95,371,835	307,137	XXX
1899999999. Total - Asset-Backed Securities (Affiliated)					0	0	0	XXX
1909999997. Total - Asset-Backed Securities - Part 3					96,530,015	95,371,835	307,137	XXX
1909999998. Total - Asset-Backed Securities - Part 5					XXX	XXX	XXX	XXX
1909999999. Total - Asset-Backed Securities					96,530,015	95,371,835	307,137	XXX
2009999999. Total - Issuer Credit Obligations and Asset-Backed Securities					221,813,096	221,815,835	1,433,799	XXX
4509999997. Total - Preferred Stocks - Part 3					0	XXX	0	XXX
4509999998. Total - Preferred Stocks - Part 5					XXX	XXX	XXX	XXX
4509999999. Total - Preferred Stocks					0	XXX	0	XXX
5989999997. Total - Common Stocks - Part 3					0	XXX	0	XXX
5989999998. Total - Common Stocks - Part 5					XXX	XXX	XXX	XXX
5989999999. Total - Common Stocks					0	XXX	0	XXX
5999999999. Total - Preferred and Common Stocks					0	XXX	0	XXX
6009999999 - Totals					221,813,096	XXX	1,433,799	XXX

STATEMENT AS OF SEPTEMBER 30, 2025 OF THE Humana Benefit Plan of Illinois Inc.

SCHEDULE D - PART 4

Show All Long-Term Bonds and Stock Sold, Redeemed or Otherwise Disposed of During the Current Quarter

1	2	3	4	5	6	7	8	9	Change In Book/Adjusted Carrying Value					15	16	17	18	19	20	21
									10	11	12	13	14							
CUSIP Identification	Description	Disposal Date	Name of Purchaser	Number of Shares of Stock	Consideration	Par Value	Actual Cost	Prior Year Book/ Adjusted Carrying Value	Unrealized Valuation Increase/ (Decrease)	Current Year's (Amortization)/ Accretion	Current Year's Other Than Temporary Impairment Recognized	Total Change in Book/ Adjusted Carrying Value (10 + 11 - 12)	Total Foreign Exchange Change in Book /Adjusted Carrying Value	Book/ Adjusted Carrying Value at Disposal Date	Foreign Exchange Gain (Loss) on Disposal	Realized Gain (Loss) on Disposal	Total Gain (Loss) on Disposal	Bond Interest/ Stock Dividends Received During Year	Stated Contractual Maturity Date	NAIC Designation, NAIC Designation Modifier and SVO Administrative Symbol
..91282C-DK-4	UNITED STATES TREASURY	09/22/2025	HSBC SECURITIES INC.		15,450,949	15,900,000	14,708,979	15,105,929	0	294,874	0	294,874	0	15,400,803	0	50,146	50,146	161,824	11/30/2026	1.A
..91282C-GB-1	UNITED STATES TREASURY	09/10/2025	CITADEL SECURITIES LLC		6,075,703	6,000,000	6,039,153	6,029,046	0	(3,732)	0	(3,732)	0	6,025,314	0	50,389	50,389	162,371	12/31/2029	1.A
..91282C-GC-9	UNITED STATES TREASURY	09/22/2025	HSBC SECURITIES INC.		2,012,813	2,000,000	2,020,394	2,012,740	0	(2,974)	0	(2,974)	0	2,009,766	0	3,046	3,046	56,651	12/31/2027	1.A
..91282C-LG-4	UNITED STATES TREASURY	09/22/2025	HSBC SECURITIES INC.		5,012,891	5,000,000	5,000,000	5,000,000	0	0	0	0	0	5,000,000	0	12,891	12,891	207,371	08/15/2027	1.A
..91282C-MY-4	UNITED STATES TREASURY	08/28/2025	CITADEL SECURITIES LLC		4,002,962	4,000,000	3,980,788	0	0	2,622	0	2,622	0	3,983,410	0	19,552	19,552	49,321	04/30/2027	1.A
..91282C-NL-1	UNITED STATES TREASURY	09/22/2025	JP MORGAN SECS INC. - FIXED INCOME		1,002,383	1,000,000	997,931	0	0	185	0	185	0	998,117	0	4,266	4,266	8,662	06/30/2027	1.A
0019999999. Subtotal - Issuer Credit Obligations - U.S. Government Obligations (Exempt from RBC)					33,557,700	33,900,000	32,747,245	28,147,716	0	290,975	0	290,975	0	33,417,411	0	140,290	140,290	646,199	XXX	XXX
..544646-4K-5	LOS ANGELES CALIF UNI SCH DIST	07/01/2025	Maturity @ 100.00		260,000	260,000	264,071	260,000	0	(4,071)	0	(4,071)	0	260,000	0	0	0	13,000	07/01/2025	1.A FE
..574193-MU-9	MARYLAND ST	09/17/2025	Call @ 100.00		220,000	220,000	264,992	220,000	0	0	0	0	0	220,000	0	0	0	8,892	06/01/2026	1.A FE
..70914P-D9-0	PENNSYLVANIA (COMMONWEALTH OF)	09/15/2025	Maturity @ 100.00		210,000	210,000	262,819	214,424	0	(4,424)	0	(4,424)	0	210,000	0	0	0	10,900	09/15/2025	1.C FE
0049999999. Subtotal - Issuer Credit Obligations - Municipal Bonds - General Obligations (Direct and Guaranteed)					690,000	690,000	836,832	698,495	0	(8,495)	0	(8,495)	0	690,000	0	0	0	32,392	XXX	XXX
..13032U-XG-8	CALIFORNIA HEALTH FACS FINING AUTH REV	09/25/2025	MORGAN STANLEY CO		98,001	95,000	107,755	98,208	0	(1,238)	0	(1,238)	0	96,970	0	1,031	1,031	4,103	11/15/2046	1.A
..341271-AD-6	FLORIDA ST BRD ADMIN FIN CORP REV	07/01/2025	Maturity @ 100.00		300,000	300,000	302,979	300,379	0	(379)	0	(379)	0	300,000	0	0	0	3,774	07/01/2025	1.C FE
0059999999. Subtotal - Issuer Credit Obligations - Municipal Bonds - Special Revenues					398,001	395,000	410,734	398,587	0	(1,617)	0	(1,617)	0	396,970	0	1,031	1,031	7,877	XXX	XXX
..00206R-HJ-4	AT&T INC	09/26/2025	GOLDMAN		1,007,874	1,005,000	1,000,055	1,002,692	0	380	0	380	0	1,003,072	0	4,802	4,802	47,118	03/01/2029	2.B FE
..00287Y-DJ-0	ABBVIE INC	09/11/2025	CANTOR FITZGERALD & CO. INC.		608,429	585,000	583,157	583,300	0	102	0	102	0	583,402	0	25,027	25,027	29,296	03/15/2034	1.G FE
..015271-BA-6	ALEXANDRIA REAL ESTATE EQUITIES INC	09/26/2025	GOLDMAN		1,052,870	1,080,000	1,037,911	999,565	0	933	0	933	0	1,038,927	0	13,943	13,943	28,120	04/15/2035	2.A FE
..01626P-AU-0	ALIMENTATION COUCHE-TARD INC	09/26/2025	GOLDMAN		1,015,925	995,000	995,000	995,000	0	0	0	0	0	20,925	0	20,925	20,925	59,249	02/12/2034	2.A FE
..02665W-GD-7	AMERICAN HONDA FINANCE CORP	09/26/2025	GOLDMAN		2,014,060	2,000,000	1,999,880	0	12	0	0	12	0	1,999,892	0	14,168	14,168	19,969	07/09/2027	1.G FE
..03027X-OM-0	AMERICAN TOWER CORP	09/26/2025	GOLDMAN		1,172,513	1,140,000	1,155,527	1,155,438	0	(854)	0	(854)	0	1,154,584	0	17,929	17,929	52,839	01/31/2035	2.A FE
..03040W-BA-2	AMERICAN WATER CAPITAL CORP	09/26/2025	GOLDMAN		613,622	615,000	597,368	599,867	0	1,286	0	1,286	0	601,153	0	12,469	12,469	22,654	06/01/2032	2.A FE
..031162-DJ-6	AMGEN INC	09/10/2025	STERNE, AGEE & LEACH, INC.		823,410	840,000	789,709	793,470	0	3,529	0	3,529	0	793,470	0	29,940	29,940	36,260	03/01/2033	2.A FE
..04010L-AY-9	ARES CAPITAL CORP	07/15/2025	Maturity @ 100.00		615,000	615,000	613,069	614,735	0	205	0	205	0	615,000	0	0	0	19,988	07/15/2025	2.B FE
..04316J-AF-6	ARTHUR J. GALLAGHER & CO.	09/26/2025	GOLDMAN		1,051,137	950,000	1,046,055	1,045,421	0	(6,422)	0	(6,422)	0	1,039,000	0	12,138	12,138	69,297	02/15/2034	2.B FE
..04316J-AN-9	ARTHUR J. GALLAGHER & CO.	09/26/2025	GOLDMAN		2,578,637	2,560,000	2,555,423	2,075,736	0	773	0	773	0	2,556,235	0	22,402	22,402	86,506	02/15/2035	2.B FE
..059165-ET-3	BALTIMORE GAS AND ELECTRIC CO	09/26/2025	GOLDMAN		912,428	880,000	896,641	0	0	(303)	0	(303)	0	896,338	0	16,090	16,090	17,719	06/01/2035	1.G FE
..06051G-HV-4	BANK OF AMERICA CORP	09/26/2025	Various		3,119,654	3,240,000	3,156,705	3,157,936	0	12,027	0	12,027	0	3,169,963	0	(50,309)	(50,309)	120,478	07/23/2030	1.G FE
..06051G-LH-0	BANK OF AMERICA CORP	09/26/2025	GOLDMAN		1,703,790	1,650,000	1,670,345	0	(468)	0	(468)	0	1,669,876	0	33,914	33,914	37,324	04/25/2034	1.E FE	
..06051G-MA-4	BANK OF AMERICA CORP	09/26/2025	GOLDMAN		2,925,632	2,810,000	2,887,668	2,887,398	0	(5,044)	0	(5,044)	0	2,882,354	0	43,277	43,277	181,820	01/23/2035	1.G FE
..07274N-AY-9	BAYER US FINANCE II LLC	08/15/2025	Maturity @ 100.00		194,000	194,000	215,982	196,566	0	(2,566)	0	(2,566)	0	194,000	0	0	0	10,670	08/15/2025	2.B FE
..075887-CS-6	BECTON DICKINSON AND CO	09/26/2025	GOLDMAN		1,121,230	1,100,000	1,097,195	0	132	0	132	0	1,097,327	0	23,903	23,903	36,068	02/08/2034	2.B FE	
..07787P-AM-1	BELL TELEPHONE COMPANY OF CANADA OR BELL	09/26/2025	GOLDMAN		846,325	840,000	829,718	830,392	0	622	0	622	0	831,015	0	15,310	15,310	49,019	02/15/2034	2.B FE
..10373Q-BT-6	BP CAPITAL MARKETS AMERICA INC	09/26/2025	GOLDMAN		561,205	620,000	527,936	541,592	0	7,118	0	7,118	0	548,710	0	12,496	12,496	20,479	01/12/2032	1.E FE
..11135F-BL-4	BROADCOM INC	09/26/2025	GOLDMAN		1,523,245	1,675,000	1,473,313	1,474,076	0	12,910	0	12,910	0	1,486,986	0	36,259	36,259	55,523	04/15/2034	1.G FE
..15189X-BB-3	CENTERPOINT ENERGY HOUSTON ELECTRIC LLC	09/26/2025	GOLDMAN		523,255	515,000	513,743	513,930	0	79	0	79	0	514,009	0	9,247	9,247	25,351	04/01/2033	1.F FE
..172967-NN-7	CITIGROUP INC	09/26/2025	GOLDMAN		2,353,494	2,485,000	2,347,265	0	0	3,147	0	3,147	0	2,350,412	0	3,082	3,082	50,164	03/17/2033	1.G FE
..20030N-AF-8	COMCAST CORP	09/12/2025	Bank of America Securities		398,453	375,000	392,100	392,036	0	(890)	0	(890)	0	391,146	0	7,307	7,307	15,891	06/15/2035	1.G FE
..20030N-EC-1	COMCAST CORP	09/26/2025	GOLDMAN		2,029,475	2,025,000	2,023,056	2,023,374	0	125	0	125	0	2,023,499	0	5,976	5,976	105,671	02/15/2033	1.G FE
..20030N-EP-2	COMCAST CORP	09/12/2025	Bank of America Securities		2,600,284	2,515,000	2,525,564	0	0	(84)	0	(84)	0	2,525,480	0	74,804	74,804	47,024	05/15/2035	1.G FE
..225401-AZ-1	UBS GROUP AG	09/26/2025	GOLDMAN		429,667	390,000	421,937	421,678	0	(2,558)	0	(2,558)	0	419,119	0	10,548	10,548	28,823	08/12/2033	1.F FE
..22822V-BC-4	CROWN CASTLE INC	09/26/2025	GOLDMAN		726,552	720,000	719,381	719,470	0	39	0	39	0	719,509	0	7,043	7,043	33,456	05/01/2033	2.B FE
..22966R-AK-2	CUBESMART LP	09/26/2025	GOLDMAN		551,542	555,000	547,541	0	0	77	0	77	0	547,618	0	3,925	3,925	3,081	11/01/2035	2.B FE
..24422E-YF-0	JOHN DEERE CAPITAL CORP	09/26/2025	GOLDMAN		1,256,850	1,250,000	1,248,800	0	(19)	0	(19)	0	1,248,781	0	8,069	8,069	9,874	10/15/2030	1.E FE	
..26442C-BM-5	DUKE ENERGY CAROLINAS LLC	09/26/2025	GOLDMAN		1,894,725	1,875,000	1,867,763	1,868,360	0	445	0	445	0	1,868,805	0	25,920	25,920	109,630	01/15/2034	1.F FE
..26884T-AV-4	ERAC USA FINANCE LLC	09/26/2025	GOLDMAN		1,620,192	1,600,000	1,594,000	1,595,851	0	869	0	869	0	1,596,720	0	23,472	23,472	67,058	05/01/2028	1.G FE
..26884T-AZ-5	ERAC USA FINANCE LLC	09/10/2025	US BANCORP INVESTMENTS INC.		426,498	410,000	409,635	409,741	0	14	0	14	0	409,755	0	16,743	16,743	18,418	10/30/2024	1.G FE
..277432-AX-8	EASTMAN CHEMICAL CO	09/26/2025	GOLDMAN		309,812	295,000	305,936	305,880	0	(820)	0	(820)	0	305,060	0	4,751	4,751	17,952	03/08/2033	2.B FE
..27806Z-AB-7	EATON CORP	09/26/2025	GOLDMAN		181,653	185,000	177,177	178,186	0	514	0	514	0	178,699	0	2,954	2,954	7,976	03/15/2033	1.G FE
..29273V-BA-7	ENERGY TRANSFER LP	09/26/2025	GOLDMAN		1,781,255	1,740,000	1,775,062	1,774,912												

STATEMENT AS OF SEPTEMBER 30, 2025 OF THE Humana Benefit Plan of Illinois Inc.

SCHEDULE D - PART 4

Show All Long-Term Bonds and Stock Sold, Redeemed or Otherwise Disposed of During the Current Quarter

1	2	3	4	5	6	7	8	9	Change In Book/Adjusted Carrying Value				15	16	17	18	19	20	21	
									10	11	12	13								14
CUSIP Identification	Description	Disposal Date	Name of Purchaser	Number of Shares of Stock	Consideration	Par Value	Actual Cost	Prior Year Book/Adjusted Carrying Value	Unrealized Valuation Increase/(Decrease)	Current Year's (Amortization)/Accretion	Current Year's Other Than Temporary Impairment Recognized	Total Change in Book/Adjusted Carrying Value (10 + 11 - 12)	Total Foreign Exchange Change in Book /Adjusted Carrying Value	Book/Adjusted Carrying Value at Disposal Date	Foreign Exchange Gain (Loss) on Disposal	Realized Gain (Loss) on Disposal	Total Gain (Loss) on Disposal	Bond Interest/Stock Dividends Received During Year	Stated Contractual Maturity Date	NAIC Designation, NAIC Designation Modifier and SVO Administrative Symbol
..30161N-BK-6	EXELON CORP	09/26/2025	Various	1,855,691	1,785,000	1,803,845	1,803,916	1,803,916	0	(1,412)	0	(1,412)	0	1,802,503	0	53,188	53,188	96,071	03/15/2033	2.B FE
..30225V-AI-4	EXTRA SPACE STORAGE LP	09/26/2025	GOLDMAN	1,171,860	1,152,000	1,159,105	1,159,093	1,159,093	0	(403)	0	(403)	0	1,158,690	0	13,170	13,170	69,678	01/15/2035	2.B FE
..30225V-AV-9	EXTRA SPACE STORAGE LP	09/26/2025	GOLDMAN	491,916	490,000	488,721	488,721	488,721	0	15	0	15	0	488,736	0	3,179	3,179	3,436	01/15/2033	2.B FE
..337738-BN-7	FISERV INC	09/26/2025	GOLDMAN	3,007,595	2,980,000	2,974,457	2,974,623	2,974,623	0	329	0	329	0	2,974,552	0	32,643	32,643	173,506	08/12/2034	2.B FE
..369604-BZ-5	GENERAL ELECTRIC CO	09/26/2025	GOLDMAN	522,179	520,000	518,960	518,960	518,960	0	32	0	32	0	518,992	0	3,187	3,187	3,727	07/29/2030	1.G FE
..370334-CT-9	GENERAL MILLS INC	09/26/2025	GOLDMAN	565,785	560,000	558,863	559,025	559,025	0	72	0	72	0	559,097	0	6,687	6,687	27,720	03/29/2033	2.B FE
..37045X-EP-7	GENERAL MOTORS FINANCIAL COMPANY INC	09/26/2025	GOLDMAN	1,503,062	1,435,000	1,475,400	1,474,456	1,474,456	0	(2,646)	0	(2,646)	0	1,471,810	0	31,252	31,252	107,474	01/07/2034	2.B FE
..38141G-ZL-1	GOLDMAN SACHS GROUP INC	09/26/2025	GOLDMAN	1,545,013	1,538,000	1,538,000	1,538,000	1,538,000	0	0	0	0	0	1,538,000	0	7,013	7,013	72,949	02/24/2028	1.F FE
..404119-BU-2	HCA INC	09/26/2025	GOLDMAN	585,778	585,000	572,569	581,423	581,423	0	1,215	0	1,215	0	582,638	0	3,140	3,140	29,543	02/15/2027	2.C FE
..42250P-AE-3	HEALTHPEAK OP LLC	09/26/2025	GOLDMAN	564,713	550,000	557,073	557,073	557,073	0	0	0	(210)	0	556,863	0	7,849	7,849	8,342	12/15/2032	2.A FE
..438516-CZ-7	HONEYWELL INTERNATIONAL INC	09/26/2025	GOLDMAN	1,393,002	1,370,000	1,365,986	1,366,173	1,366,173	0	345	0	345	0	1,366,518	0	26,484	26,484	75,559	05/01/2032	1.F FE
..446150-BA-1	HUNTINGTON BANCSHARES INC	09/26/2025	GOLDMAN	2,298,139	2,285,000	2,285,000	2,285,000	2,285,000	0	0	0	0	0	2,285,000	0	13,139	13,139	99,472	02/17/2033	2.A FE
..459200-KS-9	INTERNATIONAL BUSINESS MACHINES CORP	07/27/2025	Maturity @ 100.00	2,085,000	2,085,000	2,085,000	2,085,000	2,085,000	0	0	0	0	0	2,085,000	0	0	0	83,400	07/27/2025	1.G FE
..46647P-EQ-5	JPMORGAN CHASE & CO	09/26/2025	GOLDMAN	2,025,571	2,005,000	2,005,000	2,005,000	2,005,000	0	0	0	0	0	2,005,000	0	20,571	20,571	86,394	10/22/2030	1.E FE
..494553-AE-0	KINDER MORGAN INC	09/26/2025	GOLDMAN	503,485	490,000	494,239	494,232	494,232	0	(264)	0	(264)	0	493,968	0	9,516	9,516	30,723	02/01/2034	2.B FE
..502431-AU-3	LSHARRIS TECHNOLOGIES INC	09/11/2025	JPMORGAN VPR FTP	2,501,434	2,395,000	2,397,848	2,398,409	2,398,409	0	(207)	0	(207)	0	2,398,202	0	103,232	103,232	100,015	06/01/2034	2.B FE
..548661-EQ-6	LOWE'S COMPANIES INC	09/10/2025	US BANCORP INVESTMENTS INC.	1,008,267	970,000	970,000	970,000	970,000	0	0	0	0	0	970,000	0	38,267	38,267	59,668	07/01/2033	2.A FE
..59523U-AX-5	MID-AMERICA APARTMENTS LP	09/26/2025	GOLDMAN	961,227	955,000	947,074	947,105	947,105	0	597	0	597	0	947,702	0	13,525	13,525	36,899	03/01/2035	1.G FE
..606822-DC-5	MIITSUBISHI UFJ FINANCIAL GROUP INC	09/26/2025	GOLDMAN	993,368	950,000	981,496	981,496	981,496	0	(2,291)	0	(2,291)	0	979,195	0	14,173	14,173	48,504	04/19/2034	1.G FE
..61747Y-FR-1	MORGAN STANLEY	09/26/2025	GOLDMAN	1,009,252	950,000	998,194	997,981	997,981	0	(3,001)	0	(3,001)	0	994,979	0	14,272	14,272	52,317	04/19/2035	1.E FE
..61747Y-FU-4	MORGAN STANLEY	09/26/2025	GOLDMAN	2,023,807	2,005,000	2,005,000	2,005,000	2,005,000	0	0	0	0	0	2,005,000	0	18,807	18,807	88,388	10/18/2030	1.E FE
..639057-AH-1	NATWEST GROUP PLC	09/26/2025	GOLDMAN	1,652,841	1,545,000	1,623,888	1,623,284	1,623,284	0	(5,732)	0	(5,732)	0	1,617,562	0	35,279	35,279	99,918	03/02/2034	1.G FE
..64952W-FE-8	NEW YORK LIFE GLOBAL FUNDING	09/26/2025	GOLDMAN	2,009,676	1,970,000	1,969,842	1,969,855	1,969,855	0	10	0	10	0	1,969,884	0	39,811	39,811	120,389	01/09/2034	1.B FE
..65339K-CU-2	NEXTERA ENERGY CAPITAL HOLDINGS INC	09/26/2025	GOLDMAN	1,111,767	1,085,000	1,096,110	1,096,077	1,096,077	0	(667)	0	(667)	0	1,095,410	0	16,357	16,357	59,178	03/15/2034	2.A FE
..666807-CH-3	NORTHROP GRUMMAN CORP	09/26/2025	GOLDMAN	1,933,451	1,925,000	1,923,037	1,923,447	1,923,447	0	117	0	117	0	1,923,564	0	9,887	9,887	93,993	03/15/2033	2.A FE
..681919-BG-0	OMNICOM GROUP INC	09/26/2025	GOLDMAN	3,803,937	3,715,000	3,708,626	3,709,314	3,709,314	0	855	0	855	0	3,710,169	0	93,768	93,768	228,070	11/01/2034	2.A FE
..68389X-BE-4	ORACLE CORP	09/26/2025	GOLDMAN	1,861,626	2,050,000	1,839,610	853,496	853,496	0	7,717	0	7,717	0	1,847,704	0	13,922	13,922	48,284	05/15/2035	2.B FE
..68389X-CM-5	ORACLE CORP	09/26/2025	GOLDMAN	271,512	270,000	269,476	269,685	269,685	0	66	0	66	0	269,751	0	1,761	1,761	10,901	05/06/2028	2.B FE
..701094-AR-5	PARKER-HANNIFIN CORP	09/26/2025	GOLDMAN	366,252	365,000	364,226	364,613	364,613	0	102	0	102	0	364,715	0	1,537	1,537	16,116	09/15/2027	1.G FE
..74340X-CE-9	PROLOGIS LP	09/26/2025	GOLDMAN	2,079,001	2,065,000	2,061,180	2,061,593	2,061,593	0	248	0	248	0	2,061,842	0	17,159	17,159	77,380	06/15/2033	1.F FE
..760759-BC-3	REPUBLIC SERVICES INC	09/26/2025	GOLDMAN	342,548	335,000	333,288	333,505	333,505	0	96	0	96	0	333,601	0	8,947	8,947	16,657	04/01/2034	1.G FE
..775109-DF-5	ROGERS COMMUNICATIONS INC	09/26/2025	GOLDMAN	3,016,104	2,985,000	2,965,710	2,966,700	2,966,700	0	1,261	0	1,261	0	2,967,961	0	48,142	48,142	180,526	02/15/2034	2.C FE
..83272Y-AB-8	SMURFIT WESTROCK FINANCING DAC	09/26/2025	GOLDMAN	1,409,894	1,370,000	1,388,076	1,387,575	1,387,575	0	(789)	0	(789)	0	1,387,228	0	22,667	22,667	62,474	01/15/2035	2.B FE
..83444M-AR-2	SOLVENTUM CORP	09/26/2025	GOLDMAN	1,017,769	980,000	998,806	998,736	998,736	0	(1,220)	0	(1,220)	0	997,586	0	20,183	20,183	55,795	03/23/2034	2.C FE
..842400-JG-9	SOUTHERN CALIFORNIA EDISON CO	09/26/2025	GOLDMAN	2,511,613	2,490,000	2,484,671	2,484,671	2,484,671	0	604	0	604	0	2,485,276	0	26,337	26,337	98,009	03/01/2035	1.G FE
..874060-BK-1	TAKEDA PHARMACEUTICAL CO LTD	09/26/2025	GOLDMAN	385,084	375,000	379,781	379,772	379,772	0	(303)	0	(303)	0	379,469	0	5,614	5,614	24,513	07/05/2034	2.A FE
..89236T-NK-8	TOYOTA MOTOR CREDIT CORP	09/26/2025	GOLDMAN	481,826	475,000	474,036	474,104	474,104	0	133	0	133	0	474,238	0	7,588	7,588	24,614	08/09/2029	1.E FE
..92277G-AX-5	VENTAS REALTY LP	09/26/2025	GOLDMAN	306,765	295,000	302,602	302,585	302,585	0	(484)	0	(484)	0	302,101	0	4,664	4,664	22,863	07/01/2034	2.A FE
..92343V-GT-5	VERIZON COMMUNICATIONS INC	09/26/2025	GOLDMAN	266,107	260,000	259,576	259,632	259,632	0	27	0	27	0	259,659	0	6,448	6,448	11,671	05/09/2033	2.A FE
..92343V-GY-4	VERIZON COMMUNICATIONS INC	09/26/2025	GOLDMAN	2,565,446	2,615,000	2,547,110	1,480,810	1,480,810	0	2,942	0	2,942	0	2,550,222	0	15,224	15,224	115,191	02/15/2035	2.A FE
..925650-AH-6	VICI PROPERTIES LP	09/26/2025	GOLDMAN	1,848,451	1,825,000	1,818,485	1,818,506	1,818,506	0	523	0	523	0	1,819,028	0	29,423	29,423	72,747	11/15/2031	2.C FE
..927804-FA-7	VIRGINIA ELECTRIC AND POWER CO	09/26/2025	GOLDMAN	376,195	351,000	375,665	375,555	375,555	0	(1,253)	0	(1,253)	0	374,302	0	1,893	1,893	25,389	01/15/2036	2.A FE
..927804-GK-4	VIRGINIA ELECTRIC AND POWER CO	09/26/2025	GOLDMAN	538,687	530,000	528,516	528,727	528,727	0	94	0	94	0	528,821	0	9,866	9,866	26,353	04/01/2033	1.G FE
..927804-GP-3	VIRGINIA ELECTRIC AND POWER CO	09/26/2025	Various	2,289,918	2,265,000	2,240,836	2,242,594	2,242,594	0	1,469	0	1,469	0	2,244,063	0	45,855	45,855	135,542	01/15/2034	1.G FE
..927804-GR-9	VIRGINIA ELECTRIC AND POWER CO	09/26/2025	GOLDMAN	424,822	420,000	419,051	419,081	419,081	0	57	0	57	0	419,138	0	5,684	5,684	23,979	08/15/2034	1.G FE
..95000U-3A-9	WELLS FARGO & CO	09/26/2025	GOLDMAN	1,934,897	1,915,000	1,915,000	1,915,000	1,915,000	0	0	0	0	0	1,915,000	0	19,897	19,897	108,442	07/25/2028	2.A FE
0089999999 - Subtotal - Issuer Credit Obligations - Corporate Bonds (Unaffiliated)				107,462,425	106,305,000															

STATEMENT AS OF SEPTEMBER 30, 2025 OF THE Humana Benefit Plan of Illinois Inc.

SCHEDULE D - PART 4

Show All Long-Term Bonds and Stock Sold, Redeemed or Otherwise Disposed of During the Current Quarter

1	2	3	4	5	6	7	8	9	Change In Book/Adjusted Carrying Value				15	16	17	18	19	20	21	
									10	11	12	13								14
CUSIP Ident-ification	Description	Disposal Date	Name of Purchaser	Number of Shares of Stock	Consid-eration	Par Value	Actual Cost	Prior Year Book/ Adjusted Carrying Value	Unrealized Valuation Increase/ (Decrease)	Current Year's (Amor-tization)/ Accretion	Current Year's Other Than Temporary Impairment Recogn-ized	Total Change in Book/ Adjusted Carrying Value (10 + 11 - 12)	Total Foreign Exchange Change in Book /Adjusted Carrying Value	Book/ Adjusted Carrying Value at Disposal Date	Foreign Exchange Gain (Loss) on Disposal	Realized Gain (Loss) on Disposal	Total Gain (Loss) on Disposal	Bond Interest/ Stock Dividends Received During Year	Stated Con-tractual Maturity Date	NAIC Design-ation, NAIC Design-ation Modifier and SVO Admini-strative Symbol
..3132AD-T9-9	FH ZT1476 - RMBS	09/01/2025	Paydown	1,228	1,228	1,228	1,310	1,349	0	(121)	0	(121)	0	1,228	0	0	0	29	02/01/2048	1.A
..3132DM-4N-2	FH SD0829 - RMBS	09/01/2025	Paydown	300,289	300,289	300,289	309,757	308,984	0	(8,694)	0	(8,694)	0	300,289	0	0	0	6,008	01/01/2052	1.A
..3132DN-7K-3	FH SD1798 - RMBS	09/22/2025	Var ious	207,783	207,783	207,160	207,160	207,308	0	250	0	(250)	0	206,789	0	994	994	9,034	11/01/2052	1.A
..3132DN-7L-1	FH SD1799 - RMBS	09/22/2025	Var ious	406,172	398,988	404,412	403,869	403,869	0	(349)	0	(349)	0	403,520	0	2,651	2,651	17,725	11/01/2052	1.A
..3132DN-E2-5	FH SD1053 - RMBS	09/01/2025	Paydown	63,409	63,409	63,696	63,696	63,409	0	(256)	0	(256)	0	63,409	0	0	0	1,594	06/01/2052	1.A
..3132DN-G5-6	FH SD1120 - RMBS	09/01/2025	Paydown	64,387	64,387	65,474	65,511	65,474	0	(1,124)	0	(1,124)	0	64,387	0	0	0	2,080	06/01/2052	1.A
..3132DN-VJ-9	FH SD1517 - RMBS	09/01/2025	Paydown	19,112	19,112	19,136	19,136	19,136	0	(18)	0	(18)	0	19,112	0	0	0	568	09/01/2052	1.A
..3132DP-E7-9	FH SD1958 - RMBS	09/01/2025	Paydown	8,498	8,498	8,651	8,639	8,639	0	(140)	0	(140)	0	8,498	0	0	0	297	11/01/2052	1.A
..3132DP-KY-3	FH SD2111 - RMBS	09/10/2025	Var ious	479,360	487,526	474,404	474,781	474,781	0	664	0	664	0	475,444	0	3,916	3,916	16,968	12/01/2052	1.A
..3132DQ-C6-1	FH SD2793 - RMBS	09/22/2025	Var ious	416,876	425,232	415,000	415,458	415,508	0	413	0	413	0	415,871	0	1,005	1,005	15,505	03/01/2053	1.A
..3132DQ-QV-1	FH SD3168 - RMBS	09/10/2025	Var ious	1,448,057	1,439,454	1,428,208	1,428,600	1,428,600	0	475	0	475	0	1,429,075	0	18,982	18,982	55,867	06/01/2053	1.A
..3132DQ-Y6-7	FH SD3433 - RMBS	08/28/2025	Var ious	1,273,025	1,263,538	1,257,023	0	0	0	166	0	166	0	1,257,189	0	15,836	15,836	16,794	06/01/2053	1.A
..3132DV-LA-1	FH SD7521 - RMBS	09/01/2025	Paydown	115,195	115,195	123,304	123,270	123,270	0	(8,075)	0	(8,075)	0	115,195	0	0	0	1,910	07/01/2050	1.A
..3132DV-LC-7	FH SD7523 - RMBS	09/01/2025	Paydown	62,374	62,374	66,535	66,535	66,535	0	(4,163)	0	(4,163)	0	62,374	0	0	0	1,038	08/01/2050	1.A
..3132DV-LV-5	FH SD7540 - RMBS	09/01/2025	Paydown	82,026	82,026	86,512	86,224	86,224	0	(4,198)	0	(4,198)	0	82,026	0	0	0	1,353	05/01/2051	1.A
..3132WH-GH-9	FH Q43812 - RMBS	09/01/2025	Paydown	56	56	60	62	62	0	(6)	0	(6)	0	56	0	0	0	2	09/01/2046	1.A
..31334Y-P5-0	FH QA2244 - RMBS	09/01/2025	Paydown	4,479	4,479	4,754	4,754	4,754	0	(337)	0	(337)	0	4,479	0	0	0	89	07/01/2046	1.A
..3133AG-BN-8	FH QB9045 - RMBS	09/01/2025	Paydown	29,714	29,714	30,563	30,495	30,495	0	(782)	0	(782)	0	29,714	0	0	0	413	02/01/2051	1.A
..3133AG-BR-9	FH QB9048 - RMBS	09/01/2025	Paydown	78,582	78,582	80,535	80,416	80,416	0	(1,833)	0	(1,833)	0	78,582	0	0	0	1,068	02/01/2051	1.A
..3133BQ-SW-2	FH QF3561 - RMBS	09/01/2025	Paydown	25,395	25,395	25,847	25,859	25,859	0	(464)	0	(464)	0	25,395	0	0	0	935	11/01/2052	1.A
..3133K-KX-5	FH RA4414 - RMBS	09/01/2025	Paydown	130,749	130,749	138,699	138,699	138,699	0	(7,950)	0	(7,950)	0	130,749	0	0	0	2,190	01/01/2051	1.A
..3133KN-KX-0	FH RA6610 - RMBS	09/01/2025	Paydown	304,362	304,362	311,454	311,009	311,009	0	(6,647)	0	(6,647)	0	304,362	0	0	0	6,159	01/01/2052	1.A
..3133KP-YM-4	FH RA7916 - RMBS	09/01/2025	Paydown	50,700	50,700	49,377	49,422	49,422	0	1,278	0	1,278	0	50,700	0	0	0	1,357	09/01/2052	1.A
..3133KQ-VZ-6	FH RA8732 - RMBS	09/10/2025	Var ious	1,922,331	1,906,130	1,897,493	1,897,564	1,897,564	0	305	0	305	0	1,897,868	0	24,462	24,462	73,748	03/01/2053	1.A
..3133KQ-XY-7	FH RA8795 - RMBS	09/22/2025	Var ious	4,252,775	4,171,748	4,266,916	4,258,192	4,258,192	0	(4,181)	0	(4,181)	0	4,254,011	0	(1,236)	(1,236)	185,120	04/01/2053	1.A
..3136B1-PP-4	FNR 2018-14 PA - CMO/RMBS	09/01/2025	Paydown	48,994	48,994	49,748	49,683	49,748	0	(754)	0	(754)	0	48,994	0	0	0	1,186	04/25/2047	1.A
..3137BP-DW-6	FHR 4583 LP - CMO/RMBS	09/01/2025	Paydown	2,242	2,242	2,345	2,351	2,351	0	(109)	0	(109)	0	2,242	0	0	0	45	07/15/2045	1.A
..3137BS-ZE-6	FHR 4631 GP - CMO/RMBS	09/01/2025	Paydown	6,130	6,130	6,565	6,565	6,565	0	(495)	0	(495)	0	6,130	0	0	0	143	03/15/2046	1.A
..3140HD-7A-6	FN BK0888 - RMBS	09/01/2025	Paydown	21,095	21,095	22,782	24,601	24,601	0	(3,507)	0	(3,507)	0	21,095	0	0	0	544	07/01/2048	1.A
..3140J8-UX-9	FN BMA197 - RMBS	09/01/2025	Paydown	1,622	1,622	1,720	1,741	1,741	0	(119)	0	(119)	0	1,622	0	0	0	33	03/01/2047	1.A
..3140KV-EU-0	FN BQ9146 - RMBS	09/01/2025	Paydown	35,244	35,244	36,538	36,430	36,430	0	(1,186)	0	(1,186)	0	35,244	0	0	0	466	12/01/2050	1.A
..3140KV-F5-4	FN BQ9187 - RMBS	09/01/2025	Paydown	37,290	37,290	38,677	38,611	38,611	0	(1,320)	0	(1,320)	0	37,290	0	0	0	496	01/01/2051	1.A
..3140KV-GN-4	FN BQ9204 - RMBS	09/01/2025	Paydown	9,961	9,961	10,332	10,309	10,309	0	(347)	0	(347)	0	9,961	0	0	0	133	01/01/2051	1.A
..3140KV-SP-2	FN BR0525 - RMBS	09/01/2025	Paydown	25,825	25,825	26,890	26,802	26,802	0	(977)	0	(977)	0	25,825	0	0	0	344	12/01/2050	1.A
..3140LO-C8-8	FN BR1894 - RMBS	09/01/2025	Paydown	68,078	68,078	70,669	70,406	70,406	0	(2,327)	0	(2,327)	0	68,078	0	0	0	889	01/01/2051	1.A
..3140LO-D4-6	FN BR1922 - RMBS	09/01/2025	Paydown	26,246	26,246	27,271	27,206	27,206	0	(960)	0	(960)	0	26,246	0	0	0	328	01/01/2051	1.A
..3140LO-DR-5	FN BR1911 - RMBS	09/01/2025	Paydown	30,766	30,766	31,905	31,813	31,813	0	(1,047)	0	(1,047)	0	30,766	0	0	0	410	01/01/2051	1.A
..3140MR-2N-6	FN BWO780 - RMBS	09/01/2025	Paydown	10,863	10,863	10,997	10,997	10,997	0	(132)	0	(132)	0	10,863	0	0	0	326	08/01/2052	1.A
..3140N3-A5-8	FN BWO927 - RMBS	09/22/2025	Var ious	656,404	647,951	656,658	656,094	656,094	0	(459)	0	(459)	0	655,635	0	769	769	28,778	10/01/2052	1.A
..3140O9-4Z-3	FN CA2639 - RMBS	09/10/2025	Var ious	297,644	299,921	295,094	295,230	295,230	0	174	0	174	0	295,404	0	2,240	2,240	10,430	11/01/2048	1.A
..3140QE-AP-7	FN CA6313 - RMBS	09/01/2025	Paydown	30,006	30,006	32,041	32,416	32,416	0	(2,410)	0	(2,410)	0	30,006	0	0	0	600	07/01/2050	1.A
..3140QE-DX-7	FN CA6417 - RMBS	09/01/2025	Paydown	1,393	1,393	1,489	1,489	1,489	0	(110)	0	(110)	0	1,393	0	0	0	28	07/01/2050	1.A
..3140QE-KY-7	FN CA6610 - RMBS	09/01/2025	Paydown	1,676	1,676	1,791	1,813	1,813	0	(138)	0	(138)	0	1,676	0	0	0	33	08/01/2050	1.A
..3140QE-YJ-5	FN CA7012 - RMBS	09/01/2025	Paydown	132,032	132,032	135,415	135,252	135,252	0	(3,219)	0	(3,219)	0	132,032	0	0	0	1,750	09/01/2050	1.A
..3140QF-4E-6	FN CA8020 - RMBS	09/01/2025	Paydown	64,839	64,839	68,831	68,546	68,546	0	(3,707)	0	(3,707)	0	64,839	0	0	0	1,128	12/01/2050	1.A
..3140QG-3C-9	FN CA8894 - RMBS	09/01/2025	Paydown	55,198	55,198	58,941	58,657	58,657	0	(3,459)	0	(3,459)	0	55,198	0	0	0	930	02/01/2051	1.A
..3140QG-U4-7	FN CA8702 - RMBS	09/01/2025	Paydown	268,053	268,053	286,356	281,555	281,555	0	(13,502)	0	(13,502)	0	268,053	0	0	0	4,416	01/01/2051	1.A
..3140QL-MY-9	FN CB1274 - RMBS	09/01/2025	Paydown	59,517	59,517	62,195	61,962	61,962	0	(2,445)	0	(2,445)	0	59,517	0	0	0	976	08/01/2051	1.A
..3140QM-ST-7	FN CB2657 - RMBS	09/01/2025	Paydown	17,966	17,966	18,331	18,295	18,295	0	(329)	0	(329)	0	17,966	0	0	0	352	01/01/2052	1.A
..3140QM-VP-6	FN CB2421 - RMBS	09/01/2025	Paydown	126,249	126,249	133,163	132,539	132,539	0	(6,291)	0	(6,291)	0	126,249	0	0				

STATEMENT AS OF SEPTEMBER 30, 2025 OF THE Humana Benefit Plan of Illinois Inc.

SCHEDULE D - PART 4

Show All Long-Term Bonds and Stock Sold, Redeemed or Otherwise Disposed of During the Current Quarter

1	2	3	4	5	6	7	8	9	Change In Book/Adjusted Carrying Value				15	16	17	18	19	20	21	
									10	11	12	13								14
CUSIP Identification	Description	Disposal Date	Name of Purchaser	Number of Shares of Stock	Consideration	Par Value	Actual Cost	Prior Year Book/ Adjusted Carrying Value	Unrealized Valuation Increase/ (Decrease)	Current Year's (Amortization)/ Accretion	Current Year's Other Than Temporary Impairment Recognized	Total Change in Book/ Adjusted Carrying Value (10 + 11 - 12)	Total Foreign Exchange Change in Book /Adjusted Carrying Value	Book/ Adjusted Carrying Value at Disposal Date	Foreign Exchange Gain (Loss) on Disposal	Realized Gain (Loss) on Disposal	Total Gain (Loss) on Disposal	Bond Interest/ Stock Dividends Received During Year	Stated Contractual Maturity Date	NAIC Designation, NAIC Designation Modifier and SVO Administrative Symbol
..31400Q-LM-5	FN CB5087 - RMBS	09/01/2025	Paydown		4,641	4,641	4,736	4,727	0	(86)	0	(86)	0	4,641	0	0	0	168	11/01/2052	1.A
..31400R-FN-6	FN CB9492 - RMBS	08/28/2025	Various		10,340,776	10,263,369	10,288,226	10,288,046	0	(1,476)	0	(1,476)	0	10,286,570	0	54,206	54,206	418,665	11/01/2054	1.A
..3140W1-TE-3	FN FA1448 - RMBS	09/01/2025	Paydown		0	0	47,208	47,208	0	(561)	0	(561)	0	47,208	0	0	0	216	04/01/2055	1.A
..3140W1-TJ-2	FN FA1452 - RMBS	08/28/2025	Various		1,789,832	1,748,957	1,782,775	0	0	(915)	0	(915)	0	1,781,860	0	7,973	7,973	16,897	04/01/2055	1.A
..3140W2-40-1	FN FA2630 - RMBS	09/01/2025	Paydown		0	6,574	6,574	0	0	(78)	0	(78)	0	6,574	0	0	0	30	08/01/2055	1.A
..3140W2-4R-9	FN FA2631 - RMBS	09/01/2025	Paydown		0	8,349	8,583	0	0	(234)	0	(234)	0	8,349	0	0	0	42	08/01/2055	1.A
..3140W2-5M-9	FN FA2651 - RMBS	09/22/2025	Various		3,142,700	3,107,000	3,132,608	0	0	(274)	0	(274)	0	3,132,334	0	10,366	10,366	24,583	07/01/2055	1.A
..3140W2-LM-1	FN FA2131 - RMBS	09/22/2025	Various		453,123	447,968	452,063	0	0	(44)	0	(44)	0	452,019	0	1,104	1,104	3,547	06/01/2055	1.A
..3140W2-YE-5	FN FA2508 - RMBS	09/01/2025	Paydown		0	42,837	44,149	0	0	(1,312)	0	(1,312)	0	42,837	0	0	0	214	07/01/2055	1.A
..3140X4-DF-0	FN FM1001 - RMBS	09/01/2025	Paydown		0	1,451	1,547	1,590	0	(140)	0	(140)	0	1,451	0	0	0	33	11/01/2055	1.A
..3140X6-UC-3	FN FM3278 - RMBS	09/01/2025	Paydown		0	952	1,015	1,043	0	(91)	0	(91)	0	952	0	0	0	22	11/01/2048	1.A
..3140X8-3F-2	FN FMS297 - RMBS	09/01/2025	Paydown		0	717	766	766	0	(61)	0	(61)	0	717	0	0	0	15	11/01/2050	1.A
..3140X8-G6-8	FN FM4720 - RMBS	09/01/2025	Paydown		0	54,461	58,188	58,782	0	(4,321)	0	(4,321)	0	54,461	0	0	0	1,089	10/01/2050	1.A
..3140X8-UJ-9	FN FMS094 - RMBS	09/01/2025	Paydown		0	24,662	26,307	27,029	0	(2,367)	0	(2,367)	0	24,662	0	0	0	572	06/01/2049	1.A
..3140X8-WR-4	FN FMS155 - RMBS	09/01/2025	Paydown		0	10,362	10,769	10,722	0	(359)	0	(359)	0	10,362	0	0	0	133	12/01/2050	1.A
..3140X8-Y6-8	FN FMS232 - RMBS	09/01/2025	Paydown		0	236	253	255	0	(19)	0	(19)	0	236	0	0	0	5	06/01/2050	1.A
..3140X8-Y7-6	FN FMS233 - RMBS	09/01/2025	Paydown		0	24,295	25,889	25,871	0	(1,575)	0	(1,575)	0	24,295	0	0	0	512	11/01/2050	1.A
..3140X8-YK-7	FN FMS213 - RMBS	09/01/2025	Paydown		0	13,558	14,112	14,073	0	(515)	0	(515)	0	13,558	0	0	0	181	12/01/2050	1.A
..3140X9-JB-2	FN FMS657 - RMBS	09/01/2025	Paydown		0	96	103	104	0	(8)	0	(8)	0	96	0	0	0	2	12/01/2050	1.A
..3140X9-JK-2	FN FMS665 - RMBS	09/01/2025	Paydown		0	1,649	1,758	1,799	0	(151)	0	(151)	0	1,649	0	0	0	37	08/01/2048	1.A
..3140X9-TY-1	FN FMS966 - RMBS	09/01/2025	Paydown		0	35,251	36,077	36,002	0	(751)	0	(751)	0	35,251	0	0	0	479	02/01/2051	1.A
..3140XB-X7-0	FN FM7901 - RMBS	09/01/2025	Paydown		0	36,201	37,893	37,696	0	(1,495)	0	(1,495)	0	36,201	0	0	0	581	07/01/2051	1.A
..3140XC-4Z-8	FN FMS939 - RMBS	09/01/2025	Paydown		0	111,344	112,397	112,276	0	(932)	0	(932)	0	111,344	0	0	0	1,459	10/01/2051	1.A
..3140XD-2J-4	FN FMS776 - RMBS	09/01/2025	Paydown		0	379,751	389,957	389,472	0	(9,721)	0	(9,721)	0	379,751	0	0	0	7,238	11/01/2051	1.A
..3140XF-LL-3	FN FS0330 - RMBS	09/01/2025	Paydown		0	191,638	198,136	197,598	0	(5,960)	0	(5,960)	0	191,638	0	0	0	3,876	01/01/2052	1.A
..3140XG-CH-0	FN FS0971 - RMBS	09/01/2025	Paydown		0	55,348	55,638	55,638	0	(290)	0	(290)	0	55,348	0	0	0	1,252	01/01/2052	1.A
..3140XG-MS-5	FN FS1268 - RMBS	09/01/2025	Paydown		0	28,489	27,503	27,502	0	987	0	987	0	28,489	0	0	0	775	04/01/2052	1.A
..3140XG-WM-7	FN FS1551 - RMBS	09/01/2025	Paydown		0	26,763	26,964	26,946	0	(182)	0	(182)	0	26,763	0	0	0	778	03/01/2050	1.A
..3140XH-3U-9	FN FS2610 - RMBS	09/01/2025	Paydown		0	51,369	52,164	52,134	0	(765)	0	(765)	0	51,369	0	0	0	1,540	08/01/2052	1.A
..3140XH-6Y-8	FN FS2686 - RMBS	09/01/2025	Paydown		0	30,158	30,375	30,387	0	(229)	0	(229)	0	30,158	0	0	0	936	08/01/2052	1.A
..3140XJ-LC-5	FN FS3022 - RMBS	09/01/2025	Paydown		0	33,644	32,697	32,741	0	903	0	903	0	33,644	0	0	0	957	10/01/2052	1.A
..3140XJ-QG-1	FN FS3154 - RMBS	09/01/2025	Paydown		0	33,625	33,215	33,231	0	395	0	395	0	33,625	0	0	0	925	07/01/2052	1.A
..3140XJ-WK-5	FN FS3349 - RMBS	09/22/2025	Various		1,917,332	1,951,204	1,909,741	1,910,370	0	1,400	0	1,400	0	1,911,769	0	5,563	5,563	70,988	09/01/2052	1.A
..3140XJ-YR-8	FN FS3419 - RMBS	09/01/2025	Paydown		0	181,719	186,290	186,131	0	(4,411)	0	(4,411)	0	181,719	0	0	0	6,066	12/01/2052	1.A
..3140Y6-SU-0	FN CO0858 - RMBS	09/22/2025	Various		14,136,550	13,976,170	14,096,278	0	0	(1,951)	0	(1,951)	0	14,094,327	0	42,223	42,223	110,522	08/01/2055	1.A
..31410L-XE-7	FN B90877 - RMBS	09/01/2025	Paydown		0	3,026	3,227	3,311	0	(285)	0	(285)	0	3,026	0	0	0	69	07/01/2048	1.A
..31418C-MG-6	FN MA3058 - RMBS	09/01/2025	Paydown		0	63,124	66,237	70,993	0	(7,868)	0	(7,868)	0	63,124	0	0	0	1,864	07/01/2047	1.A
..31418C-U7-7	FN MA3305 - RMBS	09/01/2025	Paydown		0	2,199	2,345	2,412	0	(213)	0	(213)	0	2,199	0	0	0	52	03/01/2048	1.A
..31418C-V2-7	FN MA3332 - RMBS	09/01/2025	Paydown		0	4,145	4,420	4,556	0	(412)	0	(412)	0	4,145	0	0	0	97	04/01/2048	1.A
..31418D-HL-9	FN MA3834 - RMBS	09/01/2025	Paydown		0	17,210	17,982	18,448	0	(1,238)	0	(1,238)	0	17,210	0	0	0	345	11/01/2049	1.A
..31418E-U9-9	FN MA5107 - RMBS	08/28/2025	Various		22,140,279	21,960,659	21,988,110	21,988,249	0	(3,400)	0	(3,400)	0	21,984,849	0	155,430	155,430	896,412	08/01/2053	1.A
..31418E-YM-6	FN MA5215 - RMBS	08/28/2025	Various		5,773,164	5,725,964	5,711,769	0	162	0	162	0	5,711,931	0	61,233	61,233	129,010	12/01/2053	1.A	
..31418E-ZL-7	FN MA5246 - RMBS	08/28/2025	Various		2,158,161	2,140,622	2,135,939	0	98	0	98	0	2,136,037	0	22,123	22,123	48,145	01/01/2054	1.A	
..31427M-5A-5	FH SL0840 - RMBS	08/28/2025	Various		5,314,069	5,278,259	5,287,331	0	0	(521)	0	(521)	0	5,286,810	0	27,260	27,260	46,474	03/01/2055	1.A
..31427N-XW-4	FH SL1592 - RMBS	08/28/2025	Various		3,767,757	3,740,000	3,714,580	0	0	1,087	0	1,087	0	3,715,666	0	52,091	52,091	49,578	06/01/2055	1.A
..31427P-GM-0	FH SL2003 - RMBS	09/22/2025	Various		9,617,559	9,473,414	9,593,312	0	0	(2,367)	0	(2,367)	0	9,590,945	0	26,614	26,614	74,740	08/01/2055	1.A
..35563P-GG-8	SCRT 2018-3 MA - CMO/RMBS	09/01/2025	Paydown		0	22,230	22,230	22,110	0	88	0	88	0	22,230	0	0	0	525	08/27/2057	1.A
..35563P-JF-7	SCRT 2019-1 MA - CMO/RMBS	09/01/2025	Paydown		0	34,679	34,679	34,878	0	(209)	0	(209)	0	34,679	0	0	0	801	07/25/2058	1.A
..35563P-KG-3	SCRT 2019-2 MA - CMO/RMBS	09/01/2025	Paydown		0	11,957	12,140	12,049	0	(93)	0	(93)	0	11,957	0	0	0	274	08/26/2058	1.A
..35563P-LH-0	SCRT 2019-3 MA - CMO/RMBS	09/01/2025	Paydown		0	23,103	24,148	23,714	0	(612)	0	(612)	0	23,103	0	0	0	538	10/25/2058	1.A
..35563P-ML-0	SCRT 2019-4 MA - CMO/RMBS	09/01/2025	Paydown		0	35,099	35,099	35,554	0	(454)	0	(454)	0	35,099	0	0	0	689	02/25/2059	1.A
1039999999	Subtotal - Asset-Backed Securities - Financial Asset-Backed - Self-Liquidating - Agency Residential Mortgage-Backed Securities - Not/Partially Guaranteed (Not Exempt from RBC)				96,316,786	95,463,326	95,950,017	48,668,384	0	(158,230)	0	(158,230)	0	95,780,983	0	535,803	535,803	2,409,789	XXX	XXX

E05

STATEMENT AS OF SEPTEMBER 30, 2025 OF THE Humana Benefit Plan of Illinois Inc.

SCHEDULE D - PART 4

Show All Long-Term Bonds and Stock Sold, Redeemed or Otherwise Disposed of During the Current Quarter

1	2	3	4	5	6	7	8	9	Change In Book/Adjusted Carrying Value				15	16	17	18	19	20	21	
									10	11	12	13								14
CUSIP Identification	Description	Disposal Date	Name of Purchaser	Number of Shares of Stock	Consideration	Par Value	Actual Cost	Prior Year Book/Adjusted Carrying Value	Unrealized Valuation Increase/(Decrease)	Current Year's (Amortization)/Accretion	Current Year's Other Than Temporary Impairment Recognized	Total Change in Book/Adjusted Carrying Value (10 + 11 - 12)	Total Foreign Exchange Change in Book /Adjusted Carrying Value	Book/Adjusted Carrying Value at Disposal Date	Foreign Exchange Gain (Loss) on Disposal	Realized Gain (Loss) on Disposal	Total Gain (Loss) on Disposal	Bond Interest/Stock Dividends Received During Year	Stated Contractual Maturity Date	NAIC Designation, NAIC Designation Modifier and SVO Administrative Symbol
..16159H-AD-9	CHASE 2024-3 A4 - RMBS	06/17/2025	Adjustment		(98,336)	0	0	0	0	0	0	0	0	0	0	(98,336)	(98,336)	(276)	02/25/2055	1.A FE
..16159X-AB-8	CHASE 2024-8 A3 - RMBS	09/01/2025	Paydown	574,718	574,718	574,718	575,077	575,070	(352)	0	0	(352)	0	574,718	0	0	0	21,463	08/25/2055	1.A FE
..17329M-CL-1	CMLT1 21J2 A7A - CMO/RMBS	09/01/2025	Paydown	9,913	9,913	9,913	10,120	10,090	(177)	0	0	(177)	0	9,913	0	0	0	170	07/25/2051	1.A FE
..33852F-AE-6	FSMT 2021-4 A5 - CMO/RMBS	09/01/2025	Paydown	123,356	123,356	123,356	126,479	125,811	(2,454)	0	0	(2,454)	0	123,356	0	0	0	2,033	06/26/2051	1.A FE
..33852H-AB-8	FSMT 2021-81NV A3 - CMO/RMBS	09/01/2025	Paydown	4,440	4,440	4,440	4,515	4,508	(67)	0	0	(67)	0	4,440	0	0	0	75	09/25/2051	1.A FE
..33852J-AE-8	FSMT 217 A5 - CMO/RMBS	09/01/2025	Paydown	38,249	38,249	38,249	39,038	38,886	(637)	0	0	(637)	0	38,249	0	0	0	662	08/25/2051	1.A FE
..36262L-AJ-9	GSMS 2021-PJ6 A8 - CMO/RMBS	09/01/2025	Paydown	36,562	36,562	36,562	37,447	37,256	(694)	0	0	(694)	0	36,562	0	0	0	619	11/27/2051	1.A FE
..36262M-AJ-5	GSMS 21PJ8 A8 - CMO/RMBS	09/01/2025	Paydown	40,708	40,708	40,708	41,656	41,490	(781)	0	0	(781)	0	40,708	0	0	0	669	01/25/2052	1.A FE
..36263C-AH-2	GSMS 2021-PJ9 A8 - CMO/RMBS	09/01/2025	Paydown	17,122	17,122	17,122	17,496	17,432	(310)	0	0	(310)	0	17,122	0	0	0	281	02/26/2052	1.A FE
..36264D-AB-2	GSMS 2021-PJ2 A2 - CMO/RMBS	09/01/2025	Paydown	23,655	23,655	23,655	24,676	24,590	(934)	0	0	(934)	0	23,655	0	0	0	388	07/25/2051	1.A FE
..36264R-BH-7	GSMS 22PJ4 A24 - CMO/RMBS	09/01/2025	Paydown	11,883	11,883	11,234	11,319	11,319	564	0	0	564	0	11,883	0	0	0	228	09/25/2052	1.A FE
..36267T-AG-3	GSMS 23PJ1 A4 - CMO/RMBS	09/01/2025	Paydown	48,037	48,037	44,065	44,096	44,096	3,941	0	0	3,941	0	48,037	0	0	0	1,151	02/25/2053	1.A FE
..46592N-AC-0	JPMIT 217 A3 - CMO/RMBS	09/01/2025	Paydown	38,050	38,050	38,050	38,608	38,608	(558)	0	0	(558)	0	38,050	0	0	0	648	11/27/2051	1.A FE
..46653P-AC-1	JPMIT 216 A3 - RMBS	09/01/2025	Paydown	27,761	27,761	28,234	28,174	28,174	(413)	0	0	(413)	0	27,761	0	0	0	453	10/25/2051	1.A FE
..46654A-AF-6	JPMIT 2110 A4 - CMO/RMBS	09/01/2025	Paydown	10,877	10,877	11,142	11,092	11,092	(215)	0	0	(215)	0	10,877	0	0	0	188	12/26/2051	1.A FE
..46654H-AH-4	JPMIT 221 A4 - CMO/RMBS	09/01/2025	Paydown	34,621	34,621	34,307	34,431	34,431	190	0	0	190	0	34,621	0	0	0	574	07/25/2052	1.A FE
..46655L-AE-4	JPMIT 22LTV2 A3 - RMBS	09/01/2025	Paydown	20,830	20,830	17,592	17,835	17,835	2,995	0	0	2,995	0	20,830	0	0	0	483	09/25/2052	1.A FE
..58549R-AJ-5	MELLO 21MTG3 A9 - CMO/RMBS	09/01/2025	Paydown	3,343	3,343	3,415	3,399	3,399	(55)	0	0	(55)	0	3,343	0	0	0	54	07/25/2051	1.A FE
..61772C-AH-4	MSRM 2021-3 A4 - CMO/RMBS	09/01/2025	Paydown	36,388	36,388	37,138	36,995	36,995	(607)	0	0	(607)	0	36,388	0	0	0	642	06/26/2051	1.A FE
..61772M-AH-2	MSRM 2021-4 A4 - CMO/RMBS	09/01/2025	Paydown	9,433	9,433	9,683	9,641	9,641	(208)	0	0	(208)	0	9,433	0	0	0	158	07/25/2051	1.A FE
..73015B-AC-9	PMTLT 241NV1 A3 - RMBS	09/01/2025	Paydown	140,048	140,048	137,575	137,628	137,628	2,419	0	0	2,419	0	140,048	0	0	0	5,132	10/25/2059	1.A FE
..74389B-AA-9	PFMT 2024-1 A1 - RMBS	09/01/2025	Paydown	91,047	91,047	89,084	89,147	89,147	1,901	0	0	1,901	0	91,047	0	0	0	3,432	12/28/2054	1.A FE
..74936R-AE-4	RCKT 212 A5 - CMO/RMBS	09/01/2025	Paydown	41,451	41,451	42,319	42,174	42,174	(722)	0	0	(722)	0	41,451	0	0	0	667	06/26/2051	1.A FE
..74939K-AE-6	RCKT 2021-6 A5 - CMO/RMBS	09/01/2025	Paydown	122,846	122,846	109,889	110,007	110,007	12,839	0	0	12,839	0	122,846	0	0	0	1,740	12/26/2051	1.A FE
..749425-AB-0	RCKT 241NV2 A2 - RMBS	09/01/2025	Paydown	273,434	273,434	274,203	274,123	274,123	(689)	0	0	(689)	0	273,434	0	0	0	9,916	09/25/2054	1.A FE
..816939-AB-8	SEMT 2024-INV1 A2 - RMBS	09/01/2025	Paydown	50,173	50,173	50,087	50,086	50,086	88	0	0	88	0	50,173	0	0	0	1,966	10/26/2054	1.A FE
..81747K-AA-1	SEMT 2021-1 A1 - CMO/RMBS	09/01/2025	Paydown	28,425	28,425	29,628	29,541	29,541	(1,117)	0	0	(1,117)	0	28,425	0	0	0	469	03/27/2051	1.A FE
..81749E-AA-3	SEMT 2024-HYB1 A1A - RMBS	09/01/2025	Paydown	84,495	84,495	84,336	84,336	84,336	158	0	0	158	0	84,495	0	0	0	489	11/26/2063	1.A FE
1059999999. Subtotal - Asset-Backed Securities - Financial Asset-Backed - Self-Liquidating - Non-Agency Residential Mortgage-Backed Securities (Unaffiliated)					1,843,531	1,941,866	1,929,123	1,843,427	0	14,103	0	14,103	0	1,941,866	0	(98,336)	(98,336)	54,475	XXX	XXX
..05610H-AA-1	BX 22LP2 A - CMBS	09/15/2025	Paydown	630,586	630,586	627,891	630,772	630,772	(185)	0	0	(185)	0	630,586	0	0	0	25,382	02/15/2039	1.A FE
..30298L-AE-1	FRESB 2019-SB65 A1H - CMBS	09/01/2025	Paydown	1,207	1,207	1,213	1,300	1,300	(93)	0	0	(93)	0	1,207	0	0	0	18	05/25/2039	1.D FE
..33768E-AA-0	FKH 22SFR3 A - CMBS	06/12/2025	Adjustment	(3,122)	0	0	0	0	0	0	0	0	0	0	(3,122)	(3,122)	(4)	07/19/2038	1.A FE	
..35802E-AC-9	FRESB 2025-SB123 10F - CMBS	09/01/2025	Paydown	112	112	112	112	112	0	0	0	0	0	112	0	0	0	1	05/25/2035	1.A FE
..44216X-AA-3	HGMT 25HGLR A - CMBS	09/25/2025	Bank of America Securities	723,215	700,000	705,688	0	0	(88)	0	0	(88)	0	705,600	0	17,615	17,615	12,567	02/07/2045	1.A FE
..46590M-AQ-3	JPMCC 2016-JP2 A3 - CMBS	09/01/2025	Paydown	507,503	507,503	534,008	515,260	515,260	(7,757)	0	0	(7,757)	0	507,503	0	0	0	9,370	08/17/2049	1.A FE
..682461-AA-6	AOA 25AOA A - CMBS	09/25/2025	Bank of America Securities	1,791,019	1,770,000	1,770,000	0	0	0	0	0	0	0	1,770,000	0	21,019	21,019	14,135	08/13/2042	1.A FE
..94989W-AS-6	WFCM 2015-C31 A4 - CMBS	09/01/2025	Paydown	343,261	343,261	357,669	344,371	344,371	(1,110)	0	0	(1,110)	0	343,261	0	0	0	8,676	11/18/2048	1.A FE
1079999999. Subtotal - Asset-Backed Securities - Financial Asset-Backed - Self-Liquidating - Non-Agency Commercial Mortgage-Backed Securities (Unaffiliated)					3,993,782	3,952,670	3,996,582	1,491,704	0	(9,234)	0	(9,234)	0	3,958,270	0	35,512	35,512	70,146	XXX	XXX
..14315L-AA-2	CGMS 2014-3-R A1A - CDO	07/11/2025	Paydown	1,014,855	1,014,855	1,006,227	1,043,273	1,043,273	(28,418)	0	0	(28,418)	0	1,014,855	0	0	0	41,275	07/28/2031	1.A FE
..15032A-AN-7	CEDF V A1R - CDO	07/17/2025	Paydown	18,407	18,407	18,407	18,407	18,407	0	0	0	0	0	18,407	0	0	0	806	07/17/2031	1.A FE
..553205-AC-9	MP3 111 AR - CDO	07/21/2025	Various	10,705	10,705	10,705	10,705	10,705	0	0	0	0	0	10,705	0	0	0	1,550	10/21/2030	1.A FE
..63943E-AA-5	NAVEL 25A A - CDO	09/15/2025	Paydown	43,090	43,090	43,083	0	0	7	0	0	7	0	43,090	0	0	0	370	07/15/2055	1.A FE
..67590B-AQ-3	OCT16 XVI A1R - CDO	07/17/2025	Paydown	69,572	69,572	69,381	71,655	71,655	(2,083)	0	0	(2,083)	0	69,572	0	0	0	3,004	07/17/2030	1.A FE
..67590G-BG-3	OCT17 17RRR A1R - CDO	07/25/2025	Paydown	70,750	70,750	70,750	70,750	70,750	0	0	0	0	0	70,750	0	0	0	3,041	01/27/2031	1.A FE
..77341D-AA-5	ROCKT 2017-3 A - CDO	07/21/2025	Paydown	115,000	115,000	113,160	117,090	117,090	(2,090)	0	0	(2,090)	0	115,000	0	0	0	5,428	10/21/2030	1.A FE
1099999999. Subtotal - Asset-Backed Securities - Financial Asset-Backed - Self-Liquidating - Non-Agency - CLOs/CBOs/CDOs (Unaffiliated)					1,342,378	1,342,378	1,331,712	1,331,880	0	(32,584)	0	(32,584)	0	1,342,378	0	0	0	55,473	XXX	XXX
..12663J-AC-5	ONH 2022-B A3 - ABS	09/15/2025	Paydown	134,699	134,699	134,679	134,694	134,694	6	0	0	6	0	134,699	0	0	0	3,353	11/15/2027	1.A FE
..19425A-AA-2	CASL 2021-B A1 - ABS	09/25/2025	Paydown	2,811	2,811	2,811	2,811	2,811	0	0	0	0	0	2,811	0	0	0	99	06/25/2052	1.A FE
..19425A-AB-0	CASL 2021-B A2 - ABS	09/25/2025	Paydown	2,343	2,343	2,342	2,343	2,343	0	0	0	0	0	2,343	0	0	0	27	06/25/2052	1.A FE
..28165A-AA-7	EDVES 22A A - ABS	09/25/2025	Various	1,576,533	1,576,474	1,537,465	1,545,147	1,545,147												

STATEMENT AS OF SEPTEMBER 30, 2025 OF THE Humana Benefit Plan of Illinois Inc.

SCHEDULE D - PART 4

Show All Long-Term Bonds and Stock Sold, Redeemed or Otherwise Disposed of During the Current Quarter

1	2	3	4	5	6	7	8	9	Change In Book/Adjusted Carrying Value					15	16	17	18	19	20	21			
									10	11	12	13	14										
CUSIP Identification	Description	Disposal Date	Name of Purchaser	Number of Shares of Stock	Consideration	Par Value	Actual Cost	Prior Year Book/ Adjusted Carrying Value	Unrealized Valuation Increase/ (Decrease)	Current Year's (Amortization)/ Accretion	Current Year's Other Than Temporary Impairment Recognized	Total Change in Book/ Adjusted Carrying Value (10 + 11 - 12)	Total Foreign Exchange Change in Book /Adjusted Carrying Value	Book/ Adjusted Carrying Value at Disposal Date	Foreign Exchange Gain (Loss) on Disposal	Realized Gain (Loss) on Disposal	Total Gain (Loss) on Disposal	Bond Interest/ Stock Dividends Received During Year	Stated Contractual Maturity Date	NAIC Designation, NAIC Designation Modifier and SVO Administrative Symbol			
..28166L-AA-2	EDVES 2021-A A - ABS	09/25/2025	Paydown JP MORGAN SECS INC. - FIXED		5,330	5,330	5,324	5,325	0	5	0	5	0	5,330	0	0	0	64	11/27/2045	1.A FE			
..34535Q-AA-3	FORDR 2023-REV1 A - ABS	09/26/2025	INCOME		1,662,463	1,635,000	1,634,949	1,634,966	0	8	0	8	0	1,634,974	0	27,489	27,489	62,557	08/15/2035	1.A FE			
..36265Q-AD-8	GMCAR 2022-4 A3 - ABS	09/16/2025	Paydown		392,423	392,423	392,359	392,406	0	17	0	17	0	392,423	0	0	0	12,611	08/16/2027	1.A FE			
..50117L-AD-0	KCOAT 252 A4 - ABS	09/25/2025	Paydown		496,489	490,000	489,899	489,899	0	6	0	6	0	489,904	0	6,584	6,584	5,660	11/15/2030	1.A FE			
..52603G-AA-4	LFT 2025-2 A - ABS	09/10/2025	Paydown		2,994,816	2,967,000	2,966,053	2,967,000	0	4	0	4	0	2,966,057	0	28,758	28,758	16,546	10/20/2034	1.A FE			
..55318C-AD-6	MMAF 24A A4 - ABS	09/10/2025	Paydown		102,485	98,982	98,975	98,976	0	1	0	1	0	98,977	0	3,508	3,508	3,758	07/13/2049	1.A FE			
..59157T-W3-3	MetLife Short Term Funding LLC - ABS	09/03/2025	Maturity @ 100.00		10,000,000	10,000,000	9,998,806	9,998,806	0	1,194	0	1,194	0	10,000,000	0	0	0	0	09/03/2025	1.C FE			
..61946U-AA-0	MSAIC 2022-2 A - ABS	09/20/2025	Paydown		6,044	6,044	5,983	5,989	0	56	0	56	0	6,044	0	0	0	178	01/21/2053	1.D FE			
..63942B-AA-2	NAVSL 2021-A A - ABS	09/15/2025	Paydown		5,497	5,497	5,496	5,496	0	1	0	1	0	5,497	0	0	0	31	05/15/2069	1.A FE			
..63942C-AA-0	NAVSL 2021-D A - ABS	09/15/2025	Paydown		18,674	18,674	18,674	18,674	0	0	0	0	0	18,674	0	0	0	696	04/15/2069	1.A FE			
..63942E-AA-6	NAVSL 2021-E A - ABS	09/15/2025	Paydown		57,895	57,895	57,883	57,886	0	9	0	9	0	57,895	0	0	0	376	12/16/2069	1.A FE			
..63942L-AA-0	NAVSL 21B A - ABS	09/15/2025	Paydown		25,895	25,895	25,894	25,894	0	1	0	1	0	25,895	0	0	0	162	07/15/2069	1.A FE			
..64034Q-AA-6	NSLT 2021-B AFL - ABS	09/22/2025	Paydown		63,684	63,684	63,684	63,684	0	0	0	0	0	63,684	0	0	0	2,239	04/20/2062	1.A FE			
..64034Q-AB-4	NSLT 2021-B AFX - ABS	09/20/2025	Paydown		57,555	57,555	57,544	57,546	0	9	0	9	0	57,555	0	0	0	542	04/20/2062	1.A FE			
..64035D-AA-4	NSLT 21A A1 - ABS	09/22/2025	Paydown		35,644	35,644	35,610	36,775	0	(1,131)	0	(1,131)	0	35,644	0	0	0	1,266	04/20/2062	1.A FE			
..64035D-AD-8	NSLT 21A AP2 - ABS	09/20/2025	Paydown		45,077	45,077	45,024	45,033	0	44	0	44	0	45,077	0	0	0	409	04/20/2062	1.A FE			
..68267H-AA-5	OMFIT 2022-S1 A - ABS	09/14/2025	Paydown		233,351	233,351	233,311	233,338	0	13	0	13	0	233,351	0	0	0	6,398	05/14/2035	1.A FE			
..68269P-AA-5	OMFIT 2022-3 A - ABS	09/14/2025	Paydown		606,205	606,205	606,162	606,192	0	13	0	13	0	606,205	0	0	0	23,895	05/15/2034	1.A FE			
..68270D-AA-9	OMFIT 2025-1 A - ABS	09/26/2025	Paydown		2,016,797	2,000,000	1,999,790	1,999,790	0	10	0	10	0	1,999,799	0	16,998	16,998	25,439	07/14/2038	1.A FE			
..78398H-AC-2	SFAST 2025-2 A3 - ABS	09/25/2025	Paydown		1,650,844	1,639,000	1,638,895	1,638,895	0	9	0	9	0	1,638,904	0	11,941	11,941	18,395	12/20/2030	1.A FE			
..83207V-AA-6	SMB 24F A1A - ABS	09/15/2025	Paydown		49,597	49,597	49,596	49,596	0	1	0	1	0	49,597	0	0	0	1,677	03/16/2054	1.A FE			
..83405Y-AA-0	SOFI 2021-A AFX - ABS	09/15/2025	Paydown		6,568	6,568	6,567	6,567	0	1	0	1	0	6,568	0	0	0	45	08/17/2043	1.A FE			
..92348K-DJ-9	VZMT 2024-7 A - ABS	09/26/2025	Paydown		2,222,720	2,209,000	2,208,586	2,208,586	0	85	0	85	0	2,208,505	0	14,215	14,215	74,471	08/20/2032	1.A FE			
..92348K-EK-5	VZMT 2025-6 A - ABS	09/25/2025	Paydown		2,636,453	2,593,000	2,592,628	2,592,628	0	15	0	15	0	2,592,643	0	43,810	43,810	30,615	06/21/2033	1.A FE			
1119999999. Subtotal - Asset-Backed Securities - Financial Asset-Backed - Self-Liquidating - Other																							
Financial Asset-Backed Securities - Self-Liquidating (Unaffiliated)					27,108,893	26,957,749	26,914,789	26,914,789	7,237,758	0	2,752	0	2,752	0	26,926,580	0	182,312	182,312	353,490	XXX	XXX		
..29374F-AB-9	EFF 223 A2 - ABS	09/20/2025	Paydown		79,643	79,643	79,632	79,641	0	2	0	2	0	79,643	0	0	0	2,245	07/20/2029	1.A FE			
..29374M-AD-0	EFF 244 A4 - ABS	09/26/2025	Paydown		156,118	154,000	153,953	153,953	0	(141)	0	(141)	0	153,812	0	2,306	2,306	5,609	06/20/2031	1.A FE			
..29375J-AC-8	EFF 2022-1 A3 - ABS	09/20/2025	Paydown		384,539	384,539	384,518	384,534	0	4	0	4	0	384,539	0	0	0	8,563	01/20/2028	1.A FE			
1519999999. Subtotal - Asset-Backed Securities - Non-Financial Asset-Backed Securities - Practical Expedient - Lease-Backed Securities - Practical Expedient (Unaffiliated)					620,299	618,181	618,100	618,128	0	(134)	0	(134)	0	617,993	0	2,306	2,306	16,417	XXX	XXX			
..18977C-AA-2	COSERV 2022 A1 - ABS	09/25/2025	Various		1,506,371	1,480,113	1,480,093	1,480,270	0	(14)	0	(14)	0	1,480,256	0	26,115	26,115	83,112	08/15/2038	1.A FE			
..491393-AA-2	AEP 2025 A - ABS	09/26/2025	GOLDMAN		1,595,100	1,560,000	1,559,669	1,559,669	0	138	0	138	0	1,559,807	0	35,293	35,293	24,556	09/01/2047	1.A FE			
1539999999. Subtotal - Asset-Backed Securities - Non-Financial Asset-Backed Securities - Practical Expedient - Other Non-Financial Asset-Backed Securities Securities - Practical Expedient (Unaffiliated)					3,101,471	3,040,113	3,039,762	3,039,762	1,480,270	0	124	0	124	0	3,040,063	0	61,408	61,408	107,667	XXX	XXX		
1889999999. Total - Asset-Backed Securities (Unaffiliated)					134,327,140	133,316,284	133,780,084	133,780,084	62,671,550	0	(183,203)	0	(183,203)	0	133,608,134	0	719,006	719,006	3,067,458	XXX	XXX		
1899999999. Total - Asset-Backed Securities (Affiliated)					0	0	0	0	0	0	0	0	0	0	0	0	0	0	0	0	XXX	XXX	
1909999997. Total - Asset-Backed Securities - Part 4					134,327,140	133,316,284	133,780,084	133,780,084	62,671,550	0	(183,203)	0	(183,203)	0	133,608,134	0	719,006	719,006	3,067,458	XXX	XXX		
1909999998. Total - Asset-Backed Securities - Part 5					XXX	XXX	XXX	XXX	XXX	XXX	XXX	XXX	XXX	XXX	XXX	XXX	XXX	XXX	XXX	XXX	XXX	XXX	
1909999999. Total - Asset-Backed Securities					134,327,140	133,316,284	133,780,084	133,780,084	62,671,550	0	(183,203)	0	(183,203)	0	133,608,134	0	719,006	719,006	3,067,458	XXX	XXX		
2009999999. Total - Issuer Credit Obligations and Asset-Backed Securities					276,435,266	274,606,284	273,720,043	273,720,043	178,127,765	0	116,835	0	116,835	0	274,097,389	0	2,337,877	2,337,877	8,574,583	XXX	XXX		
4509999997. Total - Preferred Stocks - Part 4					0	XXX	0	0	0	0	0	0	0	0	0	0	0	0	0	0	XXX	XXX	
4509999998. Total - Preferred Stocks - Part 5					XXX	XXX	XXX	XXX	XXX	XXX	XXX	XXX	XXX	XXX	XXX	XXX	XXX	XXX	XXX	XXX	XXX	XXX	
4509999999. Total - Preferred Stocks					0	XXX	0	0	0	0	0	0	0	0	0	0	0	0	0	0	XXX	XXX	
5989999997. Total - Common Stocks - Part 4					0	XXX	0	0	0	0	0	0	0	0	0	0	0	0	0	0	XXX	XXX	
5989999998. Total - Common Stocks - Part 5					XXX	XXX	XXX	XXX	XXX	XXX	XXX	XXX	XXX	XXX	XXX	XXX	XXX	XXX	XXX	XXX	XXX	XXX	XXX

E05.5

STATEMENT AS OF SEPTEMBER 30, 2025 OF THE Humana Benefit Plan of Illinois Inc.

SCHEDULE D - PART 4

Show All Long-Term Bonds and Stock Sold, Redeemed or Otherwise Disposed of During the Current Quarter

1 CUSIP Ident- ification	2 Description	3 Disposal Date	4 Name of Purchaser	5 Number of Shares of Stock	6 Consid- eration	7 Par Value	8 Actual Cost	9 Prior Year Book/ Adjusted Carrying Value	Change In Book/Adjusted Carrying Value					15 Book/ Adjusted Carrying Value at Disposal Date	16 Foreign Exchange Gain (Loss) on Disposal	17 Realized Gain (Loss) on Disposal	18 Total Gain (Loss) on Disposal	19 Bond Interest/ Stock Dividends Received During Year	20 Stated Con- tractual Maturity Date	21 NAIC Desig- nation, NAIC Desig- nation Modifier and SVO Admini- strative Symbol
									10 Unrealized Valuation Increase/ (Decrease)	11 Current Year's (Amor- tization)/ Accretion	12 Other Than Temporary Impairment Recog- nized	13 Total Change in Book/ Adjusted Carrying Value (10 + 11 - 12)	14 Total Foreign Exchange Change in Book /Adjusted Carrying Value							
5989999999	Total - Common Stocks			0	XXX	0	0	0	0	0	0	0	0	0	0	0	0	0	XXX	XXX
5999999999	Total - Preferred and Common Stocks			0	XXX	0	0	0	0	0	0	0	0	0	0	0	0	0	XXX	XXX
6009999999	Totals			276,435,266	XXX	273,720,043	178,127,765	0	116,835	0	116,835	0	274,097,389	0	2,337,877	2,337,877	8,574,583	XXX	XXX	

Schedule DB - Part A - Section 1 - Options, Caps, Floors, Collars, Swaps and Forwards Open

N O N E

Schedule DB - Part B - Section 1 - Futures Contracts Open

N O N E

Schedule DB - Part B - Section 1B - Brokers with whom cash deposits have been made

N O N E

Schedule DB - Part D - Section 1 - Counterparty Exposure for Derivative Instruments Open

N O N E

Schedule DB - Part D-Section 2 - Collateral for Derivative Instruments Open - Pledged By

N O N E

Schedule DB - Part D-Section 2 - Collateral for Derivative Instruments Open - Pledged To

N O N E

Schedule DB - Part E - Derivatives Hedging Variable Annuity Guarantees

N O N E

STATEMENT AS OF SEPTEMBER 30, 2025 OF THE Humana Benefit Plan of Illinois Inc.

SCHEDULE DL - PART 1
SECURITIES LENDING COLLATERAL ASSETS

Reinvested Collateral Assets Owned Current Statement Date
(Securities lending collateral assets reported in aggregate on Line 10 of the Assets page (Line 9 for Separate Accounts)
and not included on Schedules A, B, BA, D, DB and E)

1	2	3	4	5	6	7
CUSIP Identification	Description	Restricted Asset Code	NAIC Designation, NAIC Designation Modifier and SVO Administrative Symbol	Fair Value	Book/Adjusted Carrying Value	Maturity Date
0489999999	Total - Issuer Credit Obligations (Schedule D, Part 1, Section 1 type) - (Unaffiliated)			0	0	XXX
0499999999	Total - Issuer Credit Obligations (Schedule D, Part 1, Section 1 type) - (Affiliated)			0	0	XXX
0509999999	Total - Issuer Credit Obligations (Schedule D, Part 1, Section 1 type)			0	0	XXX
1889999999	Total - Asset-Backed Securities (Schedule D, Part 1, Section 2 type) - (Unaffiliated)			0	0	XXX
1899999999	Total - Asset-Backed Securities (Schedule D, Part 1, Section 2 type) - (Affiliated)			0	0	XXX
1909999999	Total - Asset-Backed Securities (Schedule D, Part 1, Section 2 type)			0	0	XXX
2009999999	Total - Issuer Credit Obligations and Asset-Backed Securities			0	0	XXX
4109999999	Total - Preferred Stocks (Schedule D, Part 2, Section 1 type) - Industrial and Miscellaneous (Unaffiliated)			0	0	XXX
4409999999	Total - Preferred Stocks (Schedule D, Part 2, Section 1 type) - Parent, Subsidiaries and Affiliates			0	0	XXX
4509999999	Total - Preferred Stocks (Schedule D, Part 2, Section 1 type)			0	0	XXX
5109999999	Total - Common Stocks (Schedule D, Part 2, Section 2 type) - Industrial and Miscellaneous (Unaffiliated)			0	0	XXX
5409999999	Total - Common Stocks (Schedule D, Part 2, Section 2 type) - Mutual Funds			0	0	XXX
5609999999	Total - Common Stocks (Schedule D, Part 2, Section 2 type) - Unit Investment Trusts			0	0	XXX
5809999999	Total - Common Stocks (Schedule D, Part 2, Section 2 type) - Closed-End Funds			0	0	XXX
5979999999	Total - Common Stocks (Schedule D, Part 2, Section 2 type) - Parent, Subsidiaries and Affiliates			0	0	XXX
5989999999	Total - Common Stocks (Schedule D, Part 2, Section 2 type)			0	0	XXX
5999999999	Total - Preferred and Common Stocks			0	0	XXX
000000-00-0	CF SECURED LLC		1.G	5,391,707	5,391,707	10/01/2025
000000-00-0	BOFA SECURITIES, INC		1.E	3,294,932	3,294,932	11/04/2025
000000-00-0	HSBC SECURITIES USA INC		1.E	3,178,686	3,178,686	10/01/2025
000000-00-0	NATWEST MARKETS SECURITIES INC		1.E	2,995,393	2,995,393	10/01/2025
000000-00-0	ROYAL BANK CANADA TORONTO		1.C	1,797,236	1,797,236	11/04/2025
000000-00-0	TD PRIME SERVICES LLC		1.G	1,617,512	1,617,512	11/04/2025
000000-00-0	SANTANDER US CAPITAL MARKETS LLC		1.G	1,497,696	1,497,696	10/01/2025
000000-00-0	BANK OF NOVA SCOTIA HOUSTON		1.E	599,133	599,079	11/06/2025
000000-00-0	ROYAL BANK OF CANADA		1.C	599,079	599,079	10/01/2025
000000-00-0	INVESCO GOVT AND AGCY LEX		1.C	599,079	599,079	10/01/2025
000000-00-0	TFDXX LEX BLACKROCK FED FUND		1.C	599,079	599,079	10/01/2025
000000-00-0	TD PRIME SERVICES LLC		1.G	599,079	599,079	10/01/2025
000000-00-0	DZ BANK AG NEW YORK		1.E	599,079	599,079	10/01/2025
000000-00-0	NATL BANK CANADA		1.E	599,079	599,079	10/07/2025
000000-00-0	SKANDI NY		1.E	599,077	599,079	10/06/2025
000000-00-0	CIBC NY		1.E	599,066	599,079	12/05/2025
000000-00-0	IONIC SER III CL A		1.E	598,934	599,010	10/02/2025
000000-00-0	ABN Amro Bank N.V.		1.E	568,844	568,844	10/01/2025
000000-00-0	ROYAL BANK OF CANADA NY		1.C	479,463	479,263	02/02/2026
000000-00-0	BANCO SANTANDER SA NY		1.E	419,355	419,355	10/01/2025
000000-00-0	NORDEA BANK ABP, NEW YORK BRANCH		1.C	419,355	419,355	10/01/2025
000000-00-0	SVENSKA NY		1.C	419,355	419,355	10/01/2025
000000-00-0	CANADIAN IMPERIAL BANK TOR		1.E	419,355	419,355	10/01/2025
000000-00-0	SKANDI NY		1.E	419,355	419,355	10/01/2025
000000-00-0	DNB NOR BANK ASA NEW YORK		1.C	419,355	419,355	10/01/2025
000000-00-0	RABOBANK NEW YORK		1.E	419,355	419,355	10/01/2025
000000-00-0	LHT N.Y.		1.D	419,355	419,355	10/01/2025
000000-00-0	OCBC NEW YORK		1.C	359,478	359,447	11/21/2025
000000-00-0	TORONTO DOMINION NY		1.E	299,885	299,539	04/23/2026
000000-00-0	CIBC NY		1.E	299,605	299,539	01/23/2026
000000-00-0	BANK OF MONTREAL CHICAGO		1.E	299,600	299,539	06/10/2026
000000-00-0	BANK OF AMERICA NA		1.E	299,577	299,539	10/15/2025
000000-00-0	BARCLAYS NEW YORK		1.E	299,556	299,539	10/21/2025
000000-00-0	OCBC NEW YORK		1.C	299,554	299,539	12/05/2025
000000-00-0	CREDIT AGRICOLE CIB, NY		1.E	299,542	299,539	11/03/2025
000000-00-0	ROYAL BANK OF CANADA NY		1.C	239,794	239,631	05/01/2026
000000-00-0	SVENSKA NY		1.C	179,784	179,724	01/21/2026
000000-00-0	BANK OF MONTREAL CHICAGO		1.E	179,736	179,724	01/08/2026
000000-00-0	SUMITOMO MITSUI TRUST BANK LTD, LDN		1.E	179,736	179,724	10/06/2025
000000-00-0	CF SECURED LLC		1.G	179,273	179,273	10/01/2025
000000-00-0	ROYAL BANK OF CANADA NY		1.C	119,830	119,816	12/12/2025
000000-00-0	BOFA SECURITIES, INC		1.E	109,556	109,556	11/04/2025
000000-00-0	HSBC SECURITIES USA INC		1.E	105,691	105,691	10/01/2025
000000-00-0	NATWEST MARKETS SECURITIES INC		1.E	99,596	99,596	10/01/2025
000000-00-0	ROYAL BANK CANADA TORONTO		1.C	59,758	59,758	11/04/2025
000000-00-0	TD PRIME SERVICES LLC		1.G	53,782	53,782	11/04/2025
000000-00-0	SANTANDER US CAPITAL MARKETS LLC		1.G	49,798	49,798	10/01/2025
000000-00-0	BANK OF NOVA SCOTIA HOUSTON		1.E	19,921	19,919	11/06/2025
000000-00-0	TFDXX LEX BLACKROCK FED FUND		1.C	19,919	19,919	10/01/2025
000000-00-0	INVESCO GOVT AND AGCY LEX		1.C	19,919	19,919	10/01/2025
000000-00-0	ROYAL BANK OF CANADA		1.C	19,919	19,919	10/01/2025
000000-00-0	NATL BANK CANADA		1.E	19,919	19,919	10/07/2025
000000-00-0	DZ BANK AG NEW YORK		1.E	19,919	19,919	10/01/2025
000000-00-0	TD PRIME SERVICES LLC		1.G	19,919	19,919	10/01/2025
000000-00-0	SKANDI NY		1.E	19,919	19,919	10/06/2025
000000-00-0	CIBC NY		1.E	19,919	19,919	12/05/2025
000000-00-0	IONIC SER III CL A		1.E	19,914	19,917	10/02/2025
000000-00-0	ABN Amro Bank N.V.		1.E	18,914	18,914	10/01/2025
000000-00-0	ROYAL BANK OF CANADA NY		1.C	15,942	15,935	02/02/2026
000000-00-0	SVENSKA NY		1.C	13,943	13,943	10/01/2025
000000-00-0	CANADIAN IMPERIAL BANK TOR		1.E	13,943	13,943	10/01/2025
000000-00-0	DNB NOR BANK ASA NEW YORK		1.C	13,943	13,943	10/01/2025
000000-00-0	NORDEA BANK ABP, NEW YORK BRANCH		1.C	13,943	13,943	10/01/2025
000000-00-0	RABOBANK NEW YORK		1.E	13,943	13,943	10/01/2025
000000-00-0	BANCO SANTANDER SA NY		1.E	13,943	13,943	10/01/2025
000000-00-0	SKANDI NY		1.E	13,943	13,943	10/01/2025
000000-00-0	LHT N.Y.		1.D	13,943	13,943	10/01/2025
000000-00-0	OCBC NEW YORK		1.C	11,953	11,952	11/21/2025
000000-00-0	TORONTO DOMINION NY		1.E	9,971	9,960	04/23/2026
000000-00-0	CIBC NY		1.E	9,962	9,960	01/23/2026
000000-00-0	BANK OF MONTREAL CHICAGO		1.E	9,962	9,960	06/10/2026
000000-00-0	BANK OF AMERICA NA		1.E	9,961	9,960	10/15/2025
000000-00-0	BARCLAYS NEW YORK		1.E	9,960	9,960	10/21/2025
000000-00-0	OCBC NEW YORK		1.C	9,960	9,960	12/05/2025
000000-00-0	CREDIT AGRICOLE CIB, NY		1.E	9,960	9,960	11/03/2025
000000-00-0	ROYAL BANK OF CANADA NY		1.C	7,973	7,968	05/01/2026

**SCHEDULE DL - PART 1
SECURITIES LENDING COLLATERAL ASSETS**

Reinvested Collateral Assets Owned Current Statement Date
(Securities lending collateral assets reported in aggregate on Line 10 of the Assets page (Line 9 for Separate Accounts)
and not included on Schedules A, B, BA, D, DB and E)

1 CUSIP Identification	2 Description	3 Restricted Asset Code	4 NAIC Designation, NAIC Designation Modifier and SVO Administrative Symbol	5 Fair Value	6 Book/Adjusted Carrying Value	7 Maturity Date
000000-00-0	SVENSKA NY		1.C	5,978	5,976	01/21/2026
000000-00-0	BANK OF MONTREAL CHICAGO		1.E	5,976	5,976	01/08/2026
000000-00-0	SUMITOMO MITSUI TRUST BANK LTD, LDN		1.E	5,976	5,976	10/06/2025
000000-00-0	ROYAL BANK OF CANADA NY		1.C	3,984	3,984	12/12/2025
9709999999 - Subtotal - Cash Equivalents (Schedule E Part 2 type)				34,637,291	34,636,256	XXX
9999999999 - Totals				34,637,291	34,636,256	XXX

General Interrogatories:

- Total activity for the year Fair Value \$ 4,959,698 Book/Adjusted Carrying Value \$ 4,959,201
- Average balance for the year Fair Value \$ 31,100,834 Book/Adjusted Carrying Value \$ 31,098,847
- Reinvested securities lending collateral assets book/adjusted carrying value included in this schedule by NAIC designation:
 NAIC 1 \$ 34,636,256 NAIC 2 \$ 0 NAIC 3 \$ 0 NAIC 4 \$ 0 NAIC 5 \$ 0 NAIC 6 \$ 0

**SCHEDULE DL - PART 2
SECURITIES LENDING COLLATERAL ASSETS**

Reinvested Collateral Assets Owned Current Statement Date
(Securities lending collateral assets included on Schedules A, B, BA, D, DB and E
and not reported in aggregate on Line 10 of the Assets page (Line 9 for Separate Accounts))

1	2	3	4	5	6	7
CUSIP Identification	Description	Restricted Asset Code	NAIC Designation, NAIC Designation Modifier and SVO Administrative Symbol	Fair Value	Book/Adjusted Carrying Value	Maturity Date
NONE						
999999999 - Totals						XXX

General Interrogatories:

1. Total activity for the year
2. Average balance for the year

Fair Value \$	Book/Adjusted Carrying Value \$
Fair Value \$	Book/Adjusted Carrying Value \$

STATEMENT AS OF SEPTEMBER 30, 2025 OF THE Humana Benefit Plan of Illinois Inc.

SCHEDULE E - PART 2 - CASH EQUIVALENTS

Show Investments Owned End of Current Quarter

1	2	3	4	5	6	7	8	9
CUSIP	Description	Restricted Asset Code	Date Acquired	Stated Rate of Interest	Maturity Date	Book/Adjusted Carrying Value	Amount of Interest Due and Accrued	Amount Received During Year
	EPP Operating Limited Partnership		09/29/2025	0.000	10/06/2025	9,994,111	0	2,356
	Medtronic Global Holdings S.C.A.		09/26/2025	0.000	10/08/2025	10,991,124	0	6,340
0089999999	Subtotal - Issuer Credit Obligations - Corporate Bonds (Unaffiliated)					20,985,235	0	8,696
0489999999	Total - Issuer Credit Obligations (Unaffiliated)					20,985,235	0	8,696
0499999999	Total - Issuer Credit Obligations (Affiliated)					0	0	0
0509999999	Total - Issuer Credit Obligations					20,985,235	0	8,696
09248U-71-8	BLKFK LQ:T-FUND INSTL		09/02/2025	4.000		2,134	7	70
31607A-88-5	FIDELITY IMM:TRS INSTL		09/29/2025	4.040		3,028,767	17,116	0
31846V-41-9	FIRST AMER:TRS OBG V	SD	04/02/2025	3.850		1	0	0
8209999999	Subtotal - Exempt Money Market Mutual Funds - as Identified by the SVO					3,030,901	17,123	70
X9US00-5C-6	FIRST AMERICAN TRSY OBL X 5387		09/19/2025	0.000		74,782	0	0
8309999999	Subtotal - All Other Money Market Mutual Funds					74,782	0	0
8589999999	Total Cash Equivalents (Unaffiliated)					24,090,918	17,123	8,766
8599999999	Total Cash Equivalents (Affiliated)					0	0	0
8609999999	Total Cash Equivalents					24,090,918	17,123	8,766