



HEALTH QUARTERLY STATEMENT

AS OF MARCH 31, 2025

OF THE CONDITION AND AFFAIRS OF THE

Humana Benefit Plan of Illinois, Inc.

NAIC Group Code 0119 0119 NAIC Company Code 60052 Employer's ID Number 37-1326199
(Current) (Prior)

Organized under the Laws of Illinois, State of Domicile or Port of Entry IL

Country of Domicile United States of America

Licensed as business type: Life, Accident & Health

Is HMO Federally Qualified? Yes [] No [X]

Incorporated/Organized 06/20/1994 Commenced Business 02/01/1995

Statutory Home Office 111 N. Canal St., Chicago, IL, US 60606
(Street and Number) (City or Town, State, Country and Zip Code)

Main Administrative Office 500 West Main Street
(Street and Number)
Louisville, KY, US 40202, 502-580-1000
(City or Town, State, Country and Zip Code) (Area Code) (Telephone Number)

Mail Address P.O. Box 740036, Louisville, KY, US 40201-7436
(Street and Number or P.O. Box) (City or Town, State, Country and Zip Code)

Primary Location of Books and Records 500 West Main Street
(Street and Number)
Louisville, KY, US 40202, 502-580-1000
(City or Town, State, Country and Zip Code) (Area Code) (Telephone Number)

Internet Website Address www.humana.com

Statutory Statement Contact Bryan Oberholtzer, 502-580-1077
(Name) (Area Code) (Telephone Number)
DOIINQUIRIES@humana.com, 502-580-2099
(E-mail Address) (FAX Number)

OFFICERS

President George Renaudin II Chief Financial Officer Celeste Marie Mellet #
VP, Associate General Counsel & Corporate Secretary Joseph Matthew Ruschell VP & Treasurer Robert Martin Marcoux Jr.

OTHER

Courtney Danielle Durall, Assistant Corporate Secretary & Director, ESG Strategy
John-Paul William Felter, SVP, Chief Accounting Officer & Controller
John Stephen Littig, VP, Medicare Regional President
William Mark Preston, VP, Investments
Douglas Allen Edwards, SVP, Enterprise Associate & Business Solutions
Catherine Elva Field, SVP, Medicare Divisional Leader
Matthew George Moore, Regional President
Frederick William Roth, VP, Medicare Supplement
Daniel Kevin Feld, Associate VP, Tax
Jeremy Leon Gaskill, VP, Medicare Regional President
Sean Joseph O'Reilly, SVP, Chief Compliance Officer
Gilbert Alan Stewart, SVP, Medicare Divisional Leader

DIRECTORS OR TRUSTEES

Daniel William Corboy, M.D. Justin Tyler Howard Sean Joseph O'Reilly
George Renaudin II Joseph Matthew Ruschell Ross Alan Westreich

State of Kentucky SS:
County of Jefferson

The officers of this reporting entity being duly sworn, each depose and say that they are the described officers of said reporting entity, and that on the reporting period stated above, all of the herein described assets were the absolute property of the said reporting entity, free and clear from any liens or claims thereon, except as herein stated, and that this statement, together with related exhibits, schedules and explanations therein contained, annexed or referred to, is a full and true statement of all the assets and liabilities and of the condition and affairs of the said reporting entity as of the reporting period stated above, and of its income and deductions therefrom for the period ended, and have been completed in accordance with the NAIC Annual Statement Instructions and Accounting Practices and Procedures manual except to the extent that: (1) state law may differ; or, (2) that state rules or regulations require differences in reporting not related to accounting practices and procedures, according to the best of their information, knowledge and belief, respectively. Furthermore, the scope of this attestation by the described officers also includes the related corresponding electronic filing with the NAIC, when required, that is an exact copy (except for formatting differences due to electronic filing) of the enclosed statement. The electronic filing may be requested by various regulators in lieu of or in addition to the enclosed statement.

George Renaudin II
President

Joseph Matthew Ruschell
VP, Associate General Counsel & Corporate Secretary

Robert Martin Marcoux, Jr.
VP & Treasurer

Subscribed and sworn to before me this 2nd day of May, 2025

- a. Is this an original filing? Yes [X] No []
b. If no,
1. State the amendment number.....
2. Date filed
3. Number of pages attached.....

Julia Wentworth
Notary Public
January 10, 2029

STATEMENT AS OF MARCH 31, 2025 OF THE Humana Benefit Plan of Illinois Inc.

ASSETS

	Current Statement Date			4 December 31 Prior Year Net Admitted Assets
	1 Assets	2 Nonadmitted Assets	3 Net Admitted Assets (Cols. 1 - 2)	
1. Bonds	1,022,692,168	0	1,022,692,168	1,063,466,068
2. Stocks:				
2.1 Preferred stocks	0	0	0	0
2.2 Common stocks	0	0	0	0
3. Mortgage loans on real estate:				
3.1 First liens	0	0	0	0
3.2 Other than first liens.....	0	0	0	0
4. Real estate:				
4.1 Properties occupied by the company (less \$0 encumbrances)	0	0	0	0
4.2 Properties held for the production of income (less \$0 encumbrances)	0	0	0	0
4.3 Properties held for sale (less \$0 encumbrances)	0	0	0	0
5. Cash (\$53,809,142), cash equivalents (\$55,178,582) and short-term investments (\$0)	108,987,725	0	108,987,725	11,755,037
6. Contract loans (including \$0 premium notes)	0	0	0	0
7. Derivatives	0	0	0	0
8. Other invested assets	0	0	0	0
9. Receivables for securities	130,000	0	130,000	0
10. Securities lending reinvested collateral assets	28,141,431	0	28,141,431	29,677,593
11. Aggregate write-ins for invested assets	0	0	0	0
12. Subtotals, cash and invested assets (Lines 1 to 11)	1,159,951,323	0	1,159,951,323	1,104,898,698
13. Title plants less \$0 charged off (for Title insurers only)	0	0	0	0
14. Investment income due and accrued	6,757,415	0	6,757,415	8,060,992
15. Premiums and considerations:				
15.1 Uncollected premiums and agents' balances in the course of collection	5,552,858	717,231	4,835,627	5,709,687
15.2 Deferred premiums, agents' balances and installments booked but deferred and not yet due (including \$0 earned but unbilled premiums)	0	0	0	0
15.3 Accrued retrospective premiums (\$2,292,968) and contracts subject to redetermination (\$162,614,168)	164,907,136	0	164,907,136	75,373,922
16. Reinsurance:				
16.1 Amounts recoverable from reinsurers	0	0	0	0
16.2 Funds held by or deposited with reinsured companies	0	0	0	0
16.3 Other amounts receivable under reinsurance contracts	0	0	0	0
17. Amounts receivable relating to uninsured plans	51,187,514	832,076	50,355,438	31,346,956
18.1 Current federal and foreign income tax recoverable and interest thereon	0	0	0	14,032,903
18.2 Net deferred tax asset	25,554,339	5,598,386	19,955,953	19,955,953
19. Guaranty funds receivable or on deposit	0	0	0	0
20. Electronic data processing equipment and software	0	0	0	0
21. Furniture and equipment, including health care delivery assets (\$0)	0	0	0	0
22. Net adjustment in assets and liabilities due to foreign exchange rates	0	0	0	0
23. Receivables from parent, subsidiaries and affiliates	0	0	0	0
24. Health care (\$104,103,177) and other amounts receivable	135,907,504	31,737,811	104,169,693	94,838,016
25. Aggregate write-ins for other-than-invested assets	42,878,793	42,878,793	0	20,000,000
26. Total assets excluding Separate Accounts, Segregated Accounts and Protected Cell Accounts (Lines 12 to 25)	1,592,696,882	81,764,297	1,510,932,585	1,374,217,128
27. From Separate Accounts, Segregated Accounts and Protected Cell Accounts	0	0	0	0
28. Total (Lines 26 and 27)	1,592,696,882	81,764,297	1,510,932,585	1,374,217,128
DETAILS OF WRITE-INS				
1101.	0	0	0	0
1102.				
1103.				
1198. Summary of remaining write-ins for Line 11 from overflow page	0	0	0	0
1199. Totals (Lines 1101 through 1103 plus 1198)(Line 11 above)	0	0	0	0
2501. Prepaid Commissions	42,170,043	42,170,043	0	0
2502. Provider Contracts	708,750	708,750	0	0
2503. Capital Contribution Receivable from Humana Inc.	0	0	0	20,000,000
2598. Summary of remaining write-ins for Line 25 from overflow page	0	0	0	0
2599. Totals (Lines 2501 through 2503 plus 2598)(Line 25 above)	42,878,793	42,878,793	0	20,000,000

LIABILITIES, CAPITAL AND SURPLUS

	Current Period			Prior Year
	1 Covered	2 Uncovered	3 Total	4 Total
1. Claims unpaid (less \$0 reinsurance ceded)	496,634,403	33,355,742	529,990,145	479,724,143
2. Accrued medical incentive pool and bonus amounts	43,294,536	0	43,294,536	33,510,024
3. Unpaid claims adjustment expenses	3,329,673	0	3,329,673	3,020,774
4. Aggregate health policy reserves, including the liability of \$0 for medical loss ratio rebate per the Public Health Service Act	28,085,384	0	28,085,384	22,672,301
5. Aggregate life policy reserves	0	0	0	0
6. Property/casualty unearned premium reserve	0	0	0	0
7. Aggregate health claim reserves	0	0	0	0
8. Premiums received in advance	8,643,437	0	8,643,437	2,856,267
9. General expenses due or accrued	8,751,795	0	8,751,795	6,336,558
10.1 Current federal and foreign income tax payable and interest thereon (including \$74,152 on realized gains (losses))	11,374,263	0	11,374,263	0
10.2 Net deferred tax liability	0	0	0	0
11. Ceded reinsurance premiums payable	0	0	0	0
12. Amounts withheld or retained for the account of others.....	375	0	375	201
13. Remittances and items not allocated	463,105	0	463,105	399,830
14. Borrowed money (including \$0 current) and interest thereon \$0 (including \$0 current)	0	0	0	0
15. Amounts due to parent, subsidiaries and affiliates	16,141,558	0	16,141,558	19,363,616
16. Derivatives	0	0	0	0
17. Payable for securities	0	0	0	0
18. Payable for securities lending	28,141,431	0	28,141,431	29,677,593
19. Funds held under reinsurance treaties (with \$0 authorized reinsurers, \$0 unauthorized reinsurers and \$0 certified reinsurers).....	0	0	0	0
20. Reinsurance in unauthorized and certified (\$0) companies	0	0	0	0
21. Net adjustments in assets and liabilities due to foreign exchange rates	0	0	0	0
22. Liability for amounts held under uninsured plans	47,984,600	0	47,984,600	29,059,585
23. Aggregate write-ins for other liabilities (including \$584,877 current)	1,346,107	0	1,346,107	1,227,284
24. Total liabilities (Lines 1 to 23)	694,190,666	33,355,742	727,546,408	627,848,176
25. Aggregate write-ins for special surplus funds	XXX	XXX	0	0
26. Common capital stock	XXX	XXX	2,500,000	2,500,000
27. Preferred capital stock	XXX	XXX	0	0
28. Gross paid in and contributed surplus	XXX	XXX	367,528,084	367,528,084
29. Surplus notes	XXX	XXX	0	0
30. Aggregate write-ins for other-than-special surplus funds	XXX	XXX	0	0
31. Unassigned funds (surplus)	XXX	XXX	413,358,094	376,340,869
32. Less treasury stock, at cost:				
32.10 shares common (value included in Line 26 \$0)	XXX	XXX	0	0
32.20 shares preferred (value included in Line 27 \$0)	XXX	XXX	0	0
33. Total capital and surplus (Lines 25 to 31 minus Line 32)	XXX	XXX	783,386,178	746,368,953
34. Total liabilities, capital and surplus (Lines 24 and 33)	XXX	XXX	1,510,932,585	1,374,217,128
DETAILS OF WRITE-INS				
2301. Unclaimed Property	1,346,107	0	1,346,107	1,227,284
2302.				
2303.				
2398. Summary of remaining write-ins for Line 23 from overflow page	0	0	0	0
2399. Totals (Lines 2301 through 2303 plus 2398)(Line 23 above)	1,346,107	0	1,346,107	1,227,284
2501.	XXX	XXX	0	0
2502.	XXX	XXX		
2503.	XXX	XXX		
2598. Summary of remaining write-ins for Line 25 from overflow page	XXX	XXX	0	0
2599. Totals (Lines 2501 through 2503 plus 2598)(Line 25 above)	XXX	XXX	0	0
3001.	XXX	XXX	0	0
3002.	XXX	XXX		
3003.	XXX	XXX		
3098. Summary of remaining write-ins for Line 30 from overflow page	XXX	XXX	0	0
3099. Totals (Lines 3001 through 3003 plus 3098)(Line 30 above)	XXX	XXX	0	0

STATEMENT OF REVENUE AND EXPENSES

	Current Year To Date		Prior Year To Date	Prior Year Ended December 31
	1 Uncovered	2 Total	3 Total	4 Total
1. Member Months	XXX	1,214,588	1,113,019	4,633,069
2. Net premium income (including \$0 non-health premium income).....	XXX	1,367,848,618	1,283,060,009	4,993,676,637
3. Change in unearned premium reserves and reserve for rate credits.....	XXX	0	0	0
4. Fee-for-service (net of \$0 medical expenses).....	XXX	0	0	0
5. Risk revenue	XXX	0	0	0
6. Aggregate write-ins for other health care related revenues	XXX	0	0	0
7. Aggregate write-ins for other non-health revenues	XXX	0	0	0
8. Total revenues (Lines 2 to 7)	XXX	1,367,848,618	1,283,060,009	4,993,676,637
Hospital and Medical:				
9. Hospital/medical benefits	69,265,989	946,463,906	915,226,342	3,870,330,890
10. Other professional services	563,359	7,697,836	8,295,103	50,565,431
11. Outside referrals	0	0	0	0
12. Emergency room and out-of-area	1,948,767	26,628,329	26,333,141	108,326,389
13. Prescription drugs	13,026,539	177,997,132	142,988,999	409,484,630
14. Aggregate write-ins for other hospital and medical	0	0	0	0
15. Incentive pool, withhold adjustments and bonus amounts	0	10,936,039	8,486,637	26,256,382
16. Subtotal (Lines 9 to 15)	84,804,654	1,169,723,242	1,101,330,220	4,464,963,723
Less:				
17. Net reinsurance recoveries	0	0	0	0
18. Total hospital and medical (Lines 16 minus 17)	84,804,654	1,169,723,242	1,101,330,220	4,464,963,723
19. Non-health claims (net)	0	0	0	0
20. Claims adjustment expenses, including \$32,037,758 cost containment expenses	0	37,482,920	41,783,400	182,652,124
21. General administrative expenses	0	107,190,908	93,402,983	422,138,490
22. Increase in reserves for life and accident and health contracts (including \$0 increase in reserves for life only)	0	84,906	4,850,327	488,166
23. Total underwriting deductions (Lines 18 through 22).....	84,804,654	1,314,481,977	1,241,366,931	5,070,242,504
24. Net underwriting gain or (loss) (Lines 8 minus 23)	XXX	53,366,641	41,693,078	(76,565,867)
25. Net investment income earned	0	11,807,146	12,419,238	50,374,078
26. Net realized capital gains (losses) less capital gains tax of \$74,152	0	279,303	(9,457)	1,525,996
27. Net investment gains (losses) (Lines 25 plus 26)	0	12,086,449	12,409,782	51,900,074
28. Net gain or (loss) from agents' or premium balances charged off [(amount recovered \$0) (amount charged off \$0)].....	0	0	0	0
29. Aggregate write-ins for other income or expenses	0	25	33	46
30. Net income or (loss) after capital gains tax and before all other federal income taxes (Lines 24 plus 27 plus 28 plus 29)	XXX	65,453,115	54,102,893	(24,665,747)
31. Federal and foreign income taxes incurred	XXX	11,300,111	12,398,401	(3,565,397)
32. Net income (loss) (Lines 30 minus 31)	XXX	54,153,004	41,704,492	(21,100,349)
DETAILS OF WRITE-INS				
0601.	XXX	0	0	0
0602.	XXX	0	0	0
0603.	XXX	0	0	0
0698. Summary of remaining write-ins for Line 6 from overflow page	XXX	0	0	0
0699. Totals (Lines 0601 through 0603 plus 0698)(Line 6 above)	XXX	0	0	0
0701.	XXX	0	0	0
0702.	XXX	0	0	0
0703.	XXX	0	0	0
0798. Summary of remaining write-ins for Line 7 from overflow page	XXX	0	0	0
0799. Totals (Lines 0701 through 0703 plus 0798)(Line 7 above)	XXX	0	0	0
1401.	0	0	0	0
1402.	0	0	0	0
1403.	0	0	0	0
1498. Summary of remaining write-ins for Line 14 from overflow page	0	0	0	0
1499. Totals (Lines 1401 through 1403 plus 1498)(Line 14 above)	0	0	0	0
2901. Miscellaneous Income(Expense)	0	25	33	46
2902.	0	0	0	0
2903.	0	0	0	0
2998. Summary of remaining write-ins for Line 29 from overflow page	0	0	0	0
2999. Totals (Lines 2901 through 2903 plus 2998)(Line 29 above)	0	25	33	46

STATEMENT OF REVENUE AND EXPENSES (Continued)

	1 Current Year to Date	2 Prior Year to Date	3 Prior Year Ended December 31
CAPITAL AND SURPLUS ACCOUNT			
33. Capital and surplus prior reporting year.....	746,368,953	679,851,957	679,851,957
34. Net income or (loss) from Line 32.....	54,153,004	41,704,492	(21,100,349)
35. Change in valuation basis of aggregate policy and claim reserves.....	0	0	0
36. Change in net unrealized capital gains (losses) less capital gains tax of \$0	99,230	(283,161)	587,828
37. Change in net unrealized foreign exchange capital gain or (loss).....	0	0	0
38. Change in net deferred income tax.....	0	0	1,590,423
39. Change in nonadmitted assets.....	(17,235,008)	(8,815,983)	439,095
40. Change in unauthorized and certified reinsurance.....	0	0	0
41. Change in treasury stock.....	0	0	0
42. Change in surplus notes.....	0	0	0
43. Cumulative effect of changes in accounting principles.....	0	0	0
44. Capital Changes:			
44.1 Paid in.....	0	0	0
44.2 Transferred from surplus (Stock Dividend).....	0	0	0
44.3 Transferred to surplus.....	0	0	0
45. Surplus adjustments:			
45.1 Paid in.....	0	0	85,000,000
45.2 Transferred to capital (Stock Dividend).....	0	0	0
45.3 Transferred from capital.....	0	0	0
46. Dividends to stockholders.....	0	0	0
47. Aggregate write-ins for gains or (losses) in surplus.....	0	0	0
48. Net change in capital & surplus (Lines 34 to 47).....	37,017,225	32,605,348	66,516,996
49. Capital and surplus end of reporting period (Line 33 plus 48)	783,386,178	712,457,305	746,368,953
DETAILS OF WRITE-INS			
4701.	0	0	0
4702.			
4703.			
4798. Summary of remaining write-ins for Line 47 from overflow page.....	0	0	0
4799. Totals (Lines 4701 through 4703 plus 4798)(Line 47 above)	0	0	0

STATEMENT AS OF MARCH 31, 2025 OF THE Humana Benefit Plan of Illinois Inc.

CASH FLOW

	1 Current Year To Date	2 Prior Year To Date	3 Prior Year Ended December 31
Cash from Operations			
1. Premiums collected net of reinsurance	1,290,311,268	1,173,599,597	4,977,230,649
2. Net investment income	13,606,168	12,352,555	51,747,206
3. Miscellaneous income	0	0	0
4. Total (Lines 1 to 3)	1,303,917,436	1,185,952,152	5,028,977,856
5. Benefit and loss related payments	1,112,108,962	1,074,499,762	4,474,579,619
6. Net transfers to Separate Accounts, Segregated Accounts and Protected Cell Accounts	0	0	0
7. Commissions, expenses paid and aggregate write-ins for deductions	142,868,708	93,917,010	665,964,960
8. Dividends paid to policyholders	0	0	0
9. Federal and foreign income taxes paid (recovered) net of \$247,770 tax on capital gains (losses)	(14,032,903)	(9,710,051)	1,163,099
10. Total (Lines 5 through 9)	1,240,944,767	1,158,706,721	5,141,707,678
11. Net cash from operations (Line 4 minus Line 10)	62,972,669	27,245,431	(112,729,823)
Cash from Investments			
12. Proceeds from investments sold, matured or repaid:			
12.1 Bonds	59,856,821	58,668,298	298,157,502
12.2 Stocks	0	0	0
12.3 Mortgage loans	0	0	0
12.4 Real estate	0	0	0
12.5 Other invested assets	0	0	0
12.6 Net gains or (losses) on cash, cash equivalents and short-term investments	79	493	12,661
12.7 Miscellaneous proceeds	1,536,162	0	0
12.8 Total investment proceeds (Lines 12.1 to 12.7)	61,393,062	58,668,791	298,170,163
13. Cost of investments acquired (long-term only):			
13.1 Bonds	19,125,759	85,006,138	404,476,449
13.2 Stocks	0	0	0
13.3 Mortgage loans	0	0	0
13.4 Real estate	0	0	0
13.5 Other invested assets	0	0	0
13.6 Miscellaneous applications	130,000	320,169	30,093,929
13.7 Total investments acquired (Lines 13.1 to 13.6)	19,255,759	85,326,307	434,570,378
14. Net increase/(decrease) in contract loans and premium notes	0	0	0
15. Net cash from investments (Line 12.8 minus Line 13.7 and Line 14)	42,137,303	(26,657,516)	(136,400,215)
Cash from Financing and Miscellaneous Sources			
16. Cash provided (applied):			
16.1 Surplus notes, capital notes	0	0	0
16.2 Capital and paid in surplus, less treasury stock	20,000,000	0	65,000,000
16.3 Borrowed funds	0	0	0
16.4 Net deposits on deposit-type contracts and other insurance liabilities	0	0	0
16.5 Dividends to stockholders	0	0	0
16.6 Other cash provided (applied)	(27,877,285)	15,714,704	42,784,710
17. Net cash from financing and miscellaneous sources (Line 16.1 through Line 16.4 minus Line 16.5 plus Line 16.6)	(7,877,285)	15,714,704	107,784,710
RECONCILIATION OF CASH, CASH EQUIVALENTS AND SHORT-TERM INVESTMENTS			
18. Net change in cash, cash equivalents and short-term investments (Line 11, plus Lines 15 and 17)	97,232,687	16,302,619	(141,345,327)
19. Cash, cash equivalents and short-term investments:			
19.1 Beginning of year	11,755,037	153,100,365	153,100,365
19.2 End of period (Line 18 plus Line 19.1)	108,987,725	169,402,984	11,755,037

Note: Supplemental disclosures of cash flow information for non-cash transactions:

--	--	--	--

STATEMENT AS OF MARCH 31, 2025 OF THE Humana Benefit Plan of Illinois Inc.

EXHIBIT OF PREMIUMS, ENROLLMENT AND UTILIZATION

	1 Total	Comprehensive (Hospital & Medical)		4 Medicare Supplement	5 Vision Only	6 Dental Only	7 Federal Employees Health Benefits Plan	8 Title XVIII Medicare	9 Title XIX Medicaid	10 Credit A&H	11 Disability Income	12 Long-Term Care	13 Other Health	14 Other Non-Health
		2 Individual	3 Group											
Total Members at end of:														
1. Prior Year	404,198	0	0	73,349	0	0	0	330,849	0	0	0	0	0	0
2. First Quarter	408,799	0	0	94,163	0	0	0	314,636	0	0	0	0	0	0
3. Second Quarter	0	0	0	0	0	0	0	0	0	0	0	0	0	0
4. Third Quarter	0	0	0	0	0	0	0	0	0	0	0	0	0	0
5. Current Year	0	0	0	0	0	0	0	0	0	0	0	0	0	0
6. Current Year Member Months	1,214,588	0	0	272,635	0	0	0	941,953	0	0	0	0	0	0
Total Member Ambulatory Encounters for Period:														
7. Physician	2,278,953	0	0	430,769	0	0	0	1,848,184	0	0	0	0	0	0
8. Non-Physician	1,133,159	0	0	130,861	0	0	0	1,002,298	0	0	0	0	0	0
9. Total	3,412,112	0	0	561,630	0	0	0	2,850,482	0	0	0	0	0	0
10. Hospital Patient Days Incurred	265,812	0	0	21,692	0	0	0	244,120	0	0	0	0	0	0
11. Number of Inpatient Admissions	27,910	0	0	3,350	0	0	0	24,560	0	0	0	0	0	0
12. Health Premiums Written (a)	1,367,848,618	0	0	51,255,447	0	0	0	1,316,593,171	0	0	0	0	0	0
13. Life Premiums Direct	0	0	0	0	0	0	0	0	0	0	0	0	0	0
14. Property/Casualty Premiums Written	0	0	0	0	0	0	0	0	0	0	0	0	0	0
15. Health Premiums Earned.....	1,367,848,618	0	0	51,255,447	0	0	0	1,316,593,171	0	0	0	0	0	0
16. Property/Casualty Premiums Earned	0	0	0	0	0	0	0	0	0	0	0	0	0	0
17. Amount Paid for Provision of Health Care Services.....	1,112,502,931	0	0	45,464,887	0	0	(1,386)	1,067,039,430	0	0	0	0	0	0
18. Amount Incurred for Provision of Health Care Services	1,169,723,242	0	0	51,450,313	0	0	(1,386)	1,118,274,316	0	0	0	0	0	0

(a) For health premiums written: amount of Medicare Title XVIII exempt from state taxes or fees \$ 1,316,593,171

UNDERWRITING AND INVESTMENT EXHIBIT

ANALYSIS OF CLAIMS UNPAID - PRIOR YEAR - NET OF REINSURANCE

Line of Business	Claims Paid Year to Date		Liability End of Current Quarter		5 Claims Incurred in Prior Years (Columns 1 + 3)	6 Estimated Claim Reserve and Claim Liability December 31 of Prior Year
	1 On Claims Incurred Prior to January 1 of Current Year	2 On Claims Incurred During the Year	3 On Claims Unpaid Dec. 31 of Prior Year	4 On Claims Incurred During the Year		
1. Comprehensive (hospital and medical) individual	0	0	0	0	0	0
2. Comprehensive (hospital and medical) group	0	0	0	0	0	0
3. Medicare Supplement	15,105,245	30,359,642	1,839,086	21,535,655	16,944,331	17,296,317
4. Vision only	0	0	0	0	0	0
5. Dental only	0	0	0	0	0	0
6. Federal Employees Health Benefits Plan	(1,386)	0	0	0	(1,386)	0
7. Title XVIII - Medicare	271,976,402	793,911,500	76,413,841	430,201,562	348,390,243	462,427,826
8. Title XIX - Medicaid	0	0	0	0	0	0
9. Credit A&H	0	0	0	0	0	0
10. Disability Income	0	0	0	0	0	0
11. Long-term care	0	0	0	0	0	0
12. Other health	0	0	0	0	0	0
13. Health subtotal (Lines 1 to 12)	287,080,261	824,271,142	78,252,927	451,737,217	365,333,188	479,724,143
14. Health care receivables (a)	35,401,281	97,908,457	0	0	35,401,281	130,479,537
15. Other non-health	0	0	0	0	0	0
16. Medical incentive pools and bonus amounts	1,151,528	0	32,394,090	10,900,446	33,545,617	33,510,024
17. Totals (Lines 13 - 14 + 15 + 16)	252,830,508	726,362,685	110,647,017	462,637,663	363,477,525	382,754,631

(a) Excludes \$ 2,531,250 loans or advances to providers not yet expensed.

NOTES TO THE FINANCIAL STATEMENTS

1. Summary of Significant Accounting Policies and Going Concern

A. Accounting Practices

The financial statements of the Company are presented on the basis of accounting practices prescribed or permitted by the Illinois Department of Insurance.

The Illinois Department of Insurance (the Department) recognizes only statutory accounting practices prescribed or permitted by the State of Illinois for determining and reporting the financial condition and results of operations of an insurance company, for determining its solvency under the Illinois Insurance Law. The National Association of Insurance Commissioners' (NAIC) Accounting Practices and Procedures manual (NAIC SSAP) has been adopted as a component of prescribed or permitted practices by the State of Illinois. The Commissioner of Insurance has the right to permit other specific practices that deviate from prescribed practices. The Company, per the mandate of the Illinois Department of Insurance does not admit receivables from parent, subsidiaries, and affiliates in excess of the lesser of 5% of admitted assets or 10% of accumulated surplus, which is not in accordance with the NAIC SSAP. The omission of this prescribed practice would have had no impact to the results of the Company's risk-based capital calculations.

A reconciliation of the Company's net income and capital and surplus between NAIC SSAP and practices prescribed and permitted by the State of Illinois is shown below:

	SSAP #	F/S Page	F/S Line #	2025	2024
Net Income/(Loss)					
1. Humana Benefit Plan of Illinois, Inc. Illinois basis	xxx	xxx	xxx	\$ 54,153,004	\$ (21,100,349)
2. State Prescribed Practices that is an increase/(decrease) NAIC SSAP				-	-
3. State Permitted Practices that is an increase/(decrease) NAIC				-	-
4. NAIC SSAP	xxx	xxx	xxx	\$ <u>54,153,004</u>	\$ <u>(21,100,349)</u>
Surplus					
5. Humana Benefit Plan of Illinois, Inc. Illinois basis	xxx	xxx	xxx	\$ 783,386,178	\$ 746,368,953
6. State Prescribed Practices that is an increase/(decrease) NAIC SSAP				-	-
7. State Permitted Practices that is an increase/(decrease) NAIC SSAP				-	-
8. NAIC SSAP	xxx	xxx	xxx	\$ <u>783,386,178</u>	\$ <u>746,368,953</u>

B. Use of Estimates in the Preparation of the Financial Statements

The preparation of financial statements in conformity with Statutory Accounting Principles requires management to make estimates and assumptions that affect the reported amounts of assets and liabilities. It also requires disclosure of contingent assets and liabilities at the date of the financial statements and the reported amounts of revenue and expenses during the period. These estimates are based on knowledge of current events and anticipated future events, and accordingly, actual results could differ from those estimates.

C. Accounting Policy

Premiums are reported as earned in the period in which members are entitled to receive services, and are net of retroactive membership adjustments. Retroactive membership adjustments result from enrollment changes not yet processed, or not yet reported by an employer group or the government. Premiums received prior to such period are recorded as advance premiums.

Benefits incurred and loss adjustment expenses include claim payments, capitation payments, pharmacy costs net of rebates, allocations of certain centralized expenses, legal and administrative costs to settle claims, and various other costs incurred to provide health insurance coverage to members, as well as estimates of future payments to hospitals and others for medical care provided prior to the date of the statements of admitted assets, liabilities and surplus. Capitation payments represent monthly contractual fees disbursed to participating primary care physicians, and other providers who are responsible for providing medical care to members. Pharmacy costs represent payments for members' prescription drug benefits, net of rebates from drug manufacturers.

In addition, the Company uses the following accounting policies:

- (1) Short-term investments include investments mainly in U.S. Government obligations with a maturity of twelve months or less from the date of purchase. Short-term investments are recorded at amortized cost. The carrying value of short-term investments approximates fair value due to the short-term maturities of the investments.
- (2-4) Investments are valued and classified in accordance with methods prescribed by the NAIC. Bonds with an NAIC rating of 1 or 2 are carried at amortized cost, with all other bonds being recorded at the lower of amortized cost or fair value; redeemable preferred stocks are carried at amortized cost; and non-redeemable preferred stocks are carried at fair value. Common stocks are carried at fair value.

The Company regularly evaluates investment securities for impairment. For all securities other than

NOTES TO THE FINANCIAL STATEMENTS

loan-backed and structured securities, the Company considers factors affecting the investee, factors affecting the industry the investee operates within, and general debt and equity market trends. The Company also considers the length of time an investment's fair value has been below carrying value, the near term prospects for recovery to carrying value, and the Company's intent and ability to hold the investment until maturity or market recovery is realized. If and when a determination is made that a decline in fair value below the cost basis is other-than-temporary, the related investment is written down to its estimated fair value through earnings.

Amortization of bond premium or discount is computed using the scientific interest method.

Income from investments is recorded on an accrual basis. For the purpose of determining realized gains and losses, the cost of securities sold is based upon specific identification. Investment income due and accrued over 90 days past due is nonadmitted.

- (5) Not Applicable.
- (6) For loan backed and structured securities where the securities fair value is less than the amortized cost, the Company considers several factors to determine if the security's impairment is other-than-temporary. If the Company has the intent to sell the security or if the Company does not have the intent and ability to retain the security until recovery of its fair value, the related investment is written down to its estimated fair value through earnings. If, however, the Company has the intent and ability to retain the security until recovery of its fair value, the Company considers factors affecting the investee, factors affecting the industry the investee operates within, and general debt and equity market trends. The Company also considers the length of time an investment's fair value has been below carrying value and the near term prospects for recovery to carrying value. If the determination is made, based on these factors, that the Company does expect to recover the entire amortized cost of the security, then an other-than-temporary impairment has not occurred. If, however, the determination is made that the Company does not expect to recover the entire amortized cost of the security based on the factors noted above, the Company recognizes a realized loss in earnings for the non-interest related decline. No loss is recognized for the interest impairment.
- (7) Not Applicable.
- (8) Not Applicable.
- (9) Not Applicable.
- (10-11) The estimates of future medical benefit payments are developed using actuarial methods and assumptions based upon claim payment patterns, medical cost inflation, historical development such as claim inventory levels and claim receipt patterns, and other relevant factors. Corresponding administrative costs to process outstanding claims are estimated and accrued. Estimates of future payments relating to services incurred in the current and prior periods are continually reviewed by management and adjusted as necessary.

The Company assesses the profitability of its contracts for providing health insurance coverage to its members when current operating results or forecasts indicate probable future losses. The Company records a premium deficiency liability in current operations to the extent that the sum of expected future medical costs, claim adjustment expenses and maintenance costs exceed related future premiums. Investment income is utilized in the calculation of the premium deficiency liability.

Management believes the Company's benefits payable and loss adjustment expense are adequate to cover future claims and loss adjustment expense payments required, however, such estimates are based on knowledge of current events and anticipated future events and, therefore, the actual liability could differ from the amounts provided.

- (12) The Company has not modified its capitalization policy from the prior period.

Equipment is stated at cost less accumulated depreciation. Depreciation expense is computed using the straight-line method over estimated useful lives generally ranging from three to five years. Improvements to leased facilities are depreciated over the shorter of the remaining lease term or the anticipated life of the improvement.

The Company recognizes an asset or liability for the deferred tax consequences of temporary differences between the tax basis of assets or liabilities and their reported amounts in the financial statements. The temporary differences will result in taxable or deductible amounts in future years when the reported amounts of the assets or liabilities are recovered or settled.

- (13) The Company estimates anticipated Pharmacy Rebate Receivables using the analysis of historical recovery patterns.
- (14) Not Applicable.
- (15) Not Applicable.

D. Going Concern

Management of the Company has evaluated the Company's ability to continue as a going concern under SSAP No. 1, *Accounting Policies, Risks & Uncertainties, and Other Disclosures* (SSAP No. 1). Based on this evaluation, Management has determined that there is no substantial doubt about the Company's ability to continue as a going concern.

NOTES TO THE FINANCIAL STATEMENTS

2. Accounting Changes and Corrections of Errors

Not Applicable.

3. Business Combinations and Goodwill

A. Statutory Purchase Method

Not Applicable.

B. Statutory Merger

Not Applicable.

C. Assumption Reinsurance

Not Applicable.

D. Impairment Loss

Not Applicable.

E. Subcomponents and Calculation of Adjusted Surplus and Total Admitted Goodwill

Not Applicable.

4. Discontinued Operations

Not Applicable.

5. Investments

A. Mortgage Loans, Including Mezzanine Real Estate Loans

Not Applicable.

B. Debt Restructuring

Not Applicable.

C. Reverse Mortgages

Not Applicable.

D. Loan-Backed Securities

(1) Prepayment assumptions for mortgage-backed/loan-backed and structured securities were obtained from industry market sources.

(2) Not Applicable.

(3) Not Applicable.

(4) The Company does not have any investments in an other-than-temporary impairment position at March 31, 2025.

Gross unrealized losses and related fair value of temporarily impaired securities that have been in a continuous unrealized loss position were as follows at March 31, 2025:

(a) The aggregate amount of unrealized losses:

1. Less than Twelve Months	\$	(862,403)
2. Twelve Months or Longer	\$	(32,003,849)

(b) The aggregate related fair value of securities with unrealized losses:

1. Less than Twelve Months	\$	86,530,702
2. Twelve Months or Longer	\$	209,541,635

(5) Unrealized losses are primarily due to increases in market interest rates and tighter liquidity conditions in the current markets than when the securities were purchased. All issuers of securities trading at an unrealized loss remain current on all contractual payments and the Company believes it is probable that all amounts due according to the contractual terms of the debt securities are collectible. After taking into account these and other factors, including the severity of the decline and the Company's ability and intent to hold these securities until recovery or maturity, the Company determined the unrealized losses on these investment securities were temporary and, as such, no impairment was required.

STATEMENT AS OF March 31, 2025 OF Humana Benefit Plan of Illinois, Inc.

NOTES TO THE FINANCIAL STATEMENTS

E. Dollar Repurchase Agreements and/or Securities Lending Transactions

- (1) The Company participates in securities lending transactions. The book/adjusted carrying value and fair value of securities on loan at March 31, 2025 and December 31, 2024 was \$44,759,036 and \$36,741,729, respectively. Book/adjusted carrying value approximates fair value due to the short-term maturity of the investments. The Company maintains effective control over the loaned securities and requires collateral initially equal to at least 102% of the market value of the loaned securities. Collateral received consists of cash and fixed-income securities. Non-cash collateral is not recorded in the statements of assets, liabilities, capital and surplus, as the Company does not have the right to sell, pledge, or otherwise reinvest the non-cash collateral. The Company did not have OTTI on invested collateral at March 31, 2025 and December 31, 2024.
- (2) The Company has not pledged any of its assets as collateral that are not reclassified and separately reported in the statement of assets, liabilities, capital and surplus.

(3) Collateral Received

- a. The aggregate amounts of contractually obligated open collateral positions and the corresponding liabilities that represented the Company's obligations to return the collateral at March 31, 2025 and December 31, 2024 were as follows:

	March 31, 2025	December 31, 2024
(1) Securities Lending		
a. Open	\$ -	\$ -
b. 30 days or less	28,141,431	29,677,593
c. 31 to 60 days	-	-
d. 61 to 90 days	-	-
e. Greater than 90 days	-	-
f. Sub-total (Sum of a+b+c+d+e)	<u>28,141,431</u>	<u>29,677,593</u>
g. Securities received	<u>17,600,672</u>	<u>7,894,671</u>
h. Total collateral received (f+g)	\$ <u>45,742,103</u>	\$ <u>37,572,264</u>

- b. The fair value of the collateral and the portion of the collateral that was sold or repledged was \$45,742,103 and \$37,572,264, at March 31, 2025 and December 31, 2024, respectively.
- c. Cash collateral is invested in fixed income, short-term and cash equivalent securities and the offsetting collateral liability is included in payable for securities lending in the statements of assets, liabilities, capital and surplus. Non-cash collateral consists of fixed income debt securities.

- (4) The Company did not have any securities lending transactions administered by an affiliated agent which were "one-line" at March 31, 2025 and December 31, 2024.

(5) Collateral Reinvested

- a. The aggregate amounts of reinvested cash collateral and securities available to repledge by maturity term at March 31, 2025 and December 31, 2024 were as follows:

(1) Securities Lending	March 31, 2025		December 31, 2024	
	Amortized		Amortized	
	Cost	Fair Value	Cost	Fair Value
a. Open	\$ -	\$ -	\$ -	\$ -
b. 30 days or less	16,249,352	16,249,258	20,671,197	20,671,361
c. 31 to 60 days	6,111,550	6,111,608	5,530,804	5,530,832
d. 61 to 90 days	708,946	708,973	425,517	425,410
e. 91 to 120 days	852,914	853,071	638,275	638,211
f. 121 to 180 days	1,753,212	1,753,777	567,356	567,532
g. 181 to 365 days	2,463,974	2,464,744	1,843,906	1,844,247
h. 1 to 2 years	-	-	-	-
i. 2 to 3 years	-	-	-	-
j. Greater than 3 years	-	-	-	-
k. Sub-total (Sum of a through j)	<u>28,139,948</u>	<u>28,141,431</u>	<u>29,677,055</u>	<u>29,677,593</u>
l. Securities reinvested	-	-	-	-
m. Total collateral reinvested (k+l)	\$ <u>28,139,948</u>	\$ <u>28,141,431</u>	\$ <u>29,677,055</u>	\$ <u>29,677,593</u>

- b. The Company did not have maturity dates of the collateral to be returned that did not match the invested assets at March 31, 2025 and December 31, 2024.

- (6) The Company accepts non-cash collateral through its participation in securities lending transactions with its lending agent. Non-cash collateral generally consists of U.S. government securities which are not recorded in the statements of assets, liabilities, capital and surplus as the Company does not have the right to sell, pledge or otherwise reinvest these securities unless the counterparty defaults. The aggregate fair value of non-cash collateral accepted was \$17,600,672 and \$7,894,671, at March 31, 2025 and December 31, 2024, respectively.

STATEMENT AS OF March 31, 2025 OF Humana Benefit Plan of Illinois, Inc.

NOTES TO THE FINANCIAL STATEMENTS

(7) The Company had no cash or non-cash collateral for securities lending transactions that extended beyond one year at March 31, 2025 and December 31, 2024, respectively.

F. Repurchase Agreements Transactions Accounted for as Secured Borrowing

Not Applicable.

G. Reverse Repurchase Agreements Transactions Accounted for as Secured Borrowing

Not Applicable.

H. Repurchase Agreements Transactions Accounted for as a Sale

Not Applicable.

I. Reverse Repurchase Agreements Transactions Accounted for as a Sale

Not Applicable.

J. Real Estate

Not Applicable.

K. Low-Income Housing Tax Credits (LIHTC)

Not Applicable.

L. Restricted Assets

(1) Restricted Assets (Including Pledged)

Restricted Asset Category	1	2	3	4	5	6	7
	Total Gross (Admitted & Nonadmitted) Restricted from Current Year	Total Gross (Admitted & Nonadmitted) Restricted from Prior Year	Increase/ (Decrease) (1 minus 2)	Total Current Year Nonadmitted Restricted	Total Current Year Admitted Restricted (1 minus 4)	Percentage Gross (Admitted & Nonadmitted) Restricted to Total Assets (a)	Percentage Admitted Restricted to Total Admitted Assets (b)
a. Subject to contractual obligation for which liability is not shown	\$ -	\$ -	\$ -	\$ -	\$ -	-%	-%
b. Collateral held under security lending agreements	28,141,431	29,677,593	(1,536,162)	-	28,141,431	1.77%	1.86%
c. Subject to repurchase agreements	-	-	-	-	-	-	-
d. Subject to reverse repurchase agreements	-	-	-	-	-	-	-
e. Subject to dollar repurchase agreements	-	-	-	-	-	-	-
f. Subject to dollar reverse repurchase agreements	-	-	-	-	-	-	-
g. Placed under option contracts	-	-	-	-	-	-	-
h. Letter stock or securities restricted to sale – excluding FHLB capital stock	-	-	-	-	-	-	-
i. FHLB capital stock	-	-	-	-	-	-	-
j. On deposit with states	2,997,207	3,128,747	(131,540)	-	2,997,207	0.19%	0.20%
k. On deposit with other regulatory bodies	-	-	-	-	-	-	-
l. Pledged collateral to FHLB (including assets backing funding agreements)	-	-	-	-	-	-	-
m. Pledged as collateral not captured in other categories	-	-	-	-	-	-	-
n. Other restricted assets	-	-	-	-	-	-	-
o. Total Restricted Assets	\$ 31,138,638	\$ 32,806,340	\$ (1,667,702)	-	\$ 31,138,638	1.96%	2.06%

(2) Detail of Assets Pledged as Collateral Not Captured in Other Categories (Contracts that Share Similar Characteristics, Such as Reinsurance and Derivatives, Are Reported in the Aggregate)

Not Applicable.

NOTES TO THE FINANCIAL STATEMENTS

(3) Detail of Other Restricted Assets Categories (Contracts that Share Similar Characteristics, Such as Reinsurance and Derivatives, Are Reported in the Aggregate)

Not Applicable.

(4) Collateral Received and Reflected as Assets Within the Reporting Entity's Financial Statements

Not Applicable.

M. Working Capital Finance Investments

Not Applicable.

N. Offsetting and Netting of Assets and Liabilities

Not Applicable.

O. 5GI* Securities

Not Applicable.

P. Short Sales

Not Applicable.

Q. Prepayment Penalty and Acceleration Fees

Not Applicable.

R. Share of Cash Pool by Asset Type

Not Applicable.

S. Aggregate Collateral Loans by Qualifying Investment Collateral

Not Applicable.

6. Joint Ventures, Partnerships and Limited Liability Companies

A. The Company has no investments in Joint Ventures, Partnerships or Limited Liability Companies that exceed 10.0 percent of its admitted assets.

B. The Company did not recognize any impairment write down for its investments in Joint Ventures, Partnerships and Limited Liability Companies during the statement periods.

7. Investment Income

A. Due and accrued income was excluded from surplus on the following basis:

All investment income due and accrued with amounts that are over 90 days past due with the exception of mortgage loans in default.

B. The total amount excluded was \$0.

C. The gross, nonadmitted and admitted amounts for interest income due and accrued.

Interest Income Due and Accrued	Amount
1. Gross	\$ 6,757,415
2. Nonadmitted	\$ -
3. Admitted	\$ 6,757,415

D. The aggregate deferred interest.

Aggregate Deferred Interest	Amount
\$	-

E. The cumulative amounts of paid-in-kind (PIK) interest included in the current principal balance.

Cumulative amounts of PIK interest included in the current principal balance	Amount
\$	-

8. Derivative Instruments

Not Applicable.

NOTES TO THE FINANCIAL STATEMENTS

9. Income Taxes

The Inflation Reduction Act (Act) was enacted on August 16, 2022 and included a new corporate alternative minimum tax (CAMT). The Act and the CAMT went into effect for tax years beginning after 2022. The Company is an applicable corporation for 2025 as the average adjusted financial statement income for Humana Inc. and Subsidiaries for the applicable three-tax-year period exceeds the \$1 billion income-based threshold. However, the Company does not expect to incur a CAMT liability in 2025 as its regular tax liability is expected to exceed the tentative minimum tax. Further, no other taxable entities or taxable groups within the Company's structure are expected to exceed the average adjusted financial statement income threshold. The Company has not made an accounting policy election to disregard CAMT when evaluating the need for a valuation allowance for its non-CAMT DTAs.

No material change since year-end December 31, 2024.

10. Information Concerning Parent, Subsidiaries and Affiliates

A.-B. The Company has several management contracts with Humana Inc. and other related parties whereby the Company is provided with medical and executive management, information systems, claims processing, billing and enrollment, and telemarketing and other services as required by the Company. Management fees charged to operations for the years ended December 31, 2024 and 2023 were \$355,434,941 and \$383,462,539, respectively. As a part of this agreement, Humana Inc. makes cash disbursements on behalf of the Company which includes, but is not limited to, medical related items, general and administrative expenses, commissions and payroll. The Company continues to be primarily liable for any outstanding payments made on behalf of the Company, should Humana Inc. not be able to fulfill its obligations.

The Company has various related party agreements with no material change since year-end December 31, 2024.

No dividends or returns of capital were paid by the Company as of March 31, 2025.

C. (1) Detail of Material Related Party Transactions

The Company has related party transactions with no material change since year-end December 31, 2024.

(2) Detail of Material Related Party Transactions Involving Services

The Company has related party transactions involving services with no material change since year-end December 31, 2024.

(3) Detail of Material Related Party Transactions Exchange of Assets and Liabilities

Not Applicable.

(4) Detail of Amounts Owed To/From a Related Party

The Company has amounts owed to/from a related party with no material change since year-end December 31, 2024.

D. At March 31, 2025, the Company reported \$16,141,558 due to Humana Inc. Amounts due to or from parent are generally settled within 90 days.

E. Not Applicable.

F. Not Applicable.

G. All outstanding shares of the Company are owned by the Parent Company.

H. Not Applicable.

I. Not Applicable.

J. Not Applicable.

K. Not Applicable.

L. Not Applicable.

M. All SCA Investments

Not Applicable.

N. Investment in Insurance SCA

Not Applicable.

O. SCA Loss Tracking

Not Applicable.

NOTES TO THE FINANCIAL STATEMENTS

11. Debt

A. Debt Including Capital Notes

The Company has no debentures outstanding.

The Company has no capital notes outstanding.

The Company does not have any reverse repurchase agreements.

B. Federal Home Loan Bank (FHLB) Agreements

The Company does not have any FHLB agreements.

12. Retirement Plans, Deferred Compensation, Postemployment Benefits and Compensated Absences and Other Postretirement Benefit Plans

A.-D. Defined Benefit Plans

Not Applicable.

E. Defined Contribution Plans

Not Applicable.

F. Multiemployer Plans

Not Applicable.

G. Consolidated/Holding Company Plans

No material change since year-end December 31, 2024.

H. Postemployment Benefits and Compensated Absences

Not Applicable.

I. Impact of Medicare Modernization Act on Postretirement Benefits (INT 04-17)

Not Applicable.

13. Capital and Surplus, Shareholders' Dividend Restrictions and Quasi-Reorganizations

A. The Company has \$25.00 par value common stock with 100,000 shares authorized and 100,000 shares issued and 100,000 outstanding. All shares are common stock shares.

B. The Company has no preferred stock outstanding.

C.-E. No material change since year-end December 31, 2024.

F. There were no restrictions placed on the Company's surplus, including for whom the surplus is being held.

G. Not Applicable.

H. Not Applicable.

I. Not Applicable.

J. The portion of unassigned funds (surplus) represented or reduced by cumulative unrealized gains and losses is \$99,230.

K. Not Applicable.

L. Not Applicable.

M. Not Applicable.

14. Liabilities, Contingencies and Assessments

A. Contingent Commitments

Not Applicable.

B. Assessments

Not Applicable.

NOTES TO THE FINANCIAL STATEMENTS

C. Gain Contingencies

Not Applicable.

D. Claims related extra contractual obligation and bad faith losses stemming from lawsuits

Not Applicable.

E. Joint and Several Liabilities

Not Applicable.

F. All Other Contingencies

During the ordinary course of business, the Company is subject to pending and threatened legal actions. Management of the Company does not believe that any of these actions will have a material adverse effect on the Company's surplus, results of operations or cash flows. However, the likelihood or outcome of current or future legal proceedings cannot be accurately predicted, and they could adversely affect the Company's surplus, results of operations and cash flows.

The Company is not aware of any other material contingent liabilities as of March 31, 2025.

15. Leases

Not Applicable.

16. Information about Financial Instruments With Off-Balance Sheet Risk and Financial Instruments With Concentrations of Credit Risk

The Company has no investment in Financial Instruments with Off-Balance Sheet Risk or Concentrations of Credit Risk.

17. Sale, Transfer and Servicing of Financial Assets and Extinguishments of Liabilities

A. Transfers of Receivables Reported as Sales

Not Applicable.

B. Transfer and Servicing of Financial Assets

Refer to Note 5E – *Dollar Repurchase Agreements and/or Securities Lending Transactions*.

C. Wash Sales

Not Applicable.

18. Gain or Loss to the Reporting Entity from Uninsured Plans and the Uninsured Portion of Partially Insured Plans

A. ASO Plans

Not Applicable.

B. ASC Plans

Not Applicable.

C. Medicare or Other Similarly Structured Cost Based Reimbursement Contract

(1) The Company records no revenue explicitly attributable to the cost share and reinsurance components of its Medicare or other similarly structured cost based reimbursement contracts.

(2) As of March 31, 2025, the Company has recorded a receivable from CMS of \$49,587,395 related to the cost share and reinsurance components of administered Medicare products. The Company does not have any receivables greater than 10% of the Company's accounts receivable from uninsured accident and health plans or \$10,000.

(3) As no revenue is recorded in connection with the cost share and reinsurance components of the Company's Medicare or other similarly structured cost based reimbursement contracts, the Company has recorded no allowances and reserves for adjustment of recorded revenues and receivables.

(4) The Company has made no adjustment to revenue resulting from audit of receivables related to revenues recorded in the prior period.

19. Direct Premium Written/Produced by Managing General Agents/Third Party Administrators

Not Applicable.

STATEMENT AS OF March 31, 2025 OF Humana Benefit Plan of Illinois, Inc.

NOTES TO THE FINANCIAL STATEMENTS

20. Fair Value Measurements

A. (1) The fair value of financial assets at March 31, 2025 were as follows:

	Level 1	Level 2	Level 3	Net Asset Value (NAV)	Total
a. Assets at fair value					
Bonds					
U.S. governments	\$ -	\$ -	\$ -	\$ -	\$ -
Tax-exempt municipal	-	254,205	-	-	254,205
Residential mortgage and other-backed	-	-	-	-	-
Corporate debt securities	-	17,517,979	-	-	17,517,979
Total bonds	-	17,772,184	-	-	17,772,184
Total assets at fair value/NAV	\$ -	\$ 17,772,184	\$ -	\$ -	\$ 17,772,184
b. Liabilities at fair value	\$ -	\$ -	\$ -	\$ -	\$ -
Total liabilities at fair value	\$ -	\$ -	\$ -	\$ -	\$ -

The Company reports transfers between Level 1 and Level 2 of the fair value hierarchy levels at the end of the reporting period. There were no transfers between Level 1 and Level 2 of the fair value hierarchy between December 31, 2024 and March 31, 2025.

(2) Fair Value Measurements in (Level 3) of the Fair Value Hierarchy

Not Applicable.

(3) The Company reports transfers into or out of Level 3 of the fair value hierarchy levels at the end of the reporting period. There were no transfers into or out of Level 3 of the fair value hierarchy levels between December 31, 2024 and March 31, 2025.

(4) Fair value of actively traded debt securities are based on quoted market prices. Fair value of other debt securities are based on quoted market prices of identical or similar securities or based on observable inputs like interest rates generally using a market valuation approach, or, less frequently, an income valuation approach and are generally classified as Level 2. The Company generally obtains one quoted price for each security from a third party pricing service. These prices are generally derived from recently reported trades for identical or similar securities, including adjustments through the reporting date based upon observable market information. When quoted prices are not available, the third party pricing service may use quoted market prices of comparable securities or discounted cash flow analyses, incorporating inputs that are currently observable in the markets for similar securities. Inputs that are often used in the valuation methodologies include benchmark yields, reported trades, credit spreads, broker quotes, default rates and prepayment speeds. The Company is responsible for the determination of fair value and as such, the Company performs analysis on the prices received from the third party pricing service to determine whether the prices are reasonable estimates of fair value. The Company's analysis includes a review of monthly price fluctuations as well as a quarterly comparison of the prices received from the pricing service to prices reported by the Company's third party investment advisor. Based on the Company's internal price verification procedures and review of fair value methodology documentation provided by the third party pricing service, there were no material adjustments to the prices obtained from the third party pricing service during the quarter ended March 31, 2025.

(5) Derivative Fair Values

Not Applicable.

B. Other Fair Value Disclosures

Securities lending collateral assets: Fair values of securities lending collateral are based on quoted market prices, where available. These fair values are obtained primarily from a third party pricing service, which generally uses Level 1 or Level 2 inputs for the determination of fair value to facilitate fair value measurements and disclosures.

C. Fair Values for All Financial Instruments by Levels 1, 2 and 3

Type of Financial Instrument	Aggregate Fair Value	Admitted Assets	Level 1	Level 2	Level 3	Net Asset Value (NAV)	Not Practicable (Carrying Value)
Bonds and cash equivalents	\$ 1,004,761,464	\$ 1,077,870,750	\$ 55,178,583	\$ 949,582,881	\$ -	\$ -	\$ -
Securities lending collateral assets	28,141,431	28,141,431	28,141,431	-	-	-	-
Total	\$ 1,032,902,895	\$ 1,106,012,181	\$ 83,320,014	\$ 949,582,881	\$ -	\$ -	\$ -

D. Financial Instruments for which Not Practicable to Estimate Fair Values

Not Applicable.

NOTES TO THE FINANCIAL STATEMENTS

21. Other Items

A. Extraordinary Items

Not Applicable.

B. Troubled Debt Restructuring: Debtors

Not Applicable.

C. Other Disclosures and Unusual Items

Not Applicable.

D. Business Interruption Insurance Recoveries

Not Applicable.

E. State Transferable and Non-transferable Tax Credits

Not Applicable.

F. Subprime Mortgage Related Risk Exposure

(1) The Company consults with its external investment managers to assess its subprime mortgage related risk exposure. Certain characteristics are utilized to determine if a mortgage-backed security has subprime exposure. The main characteristics reviewed when determining this are the collateral and structure of the security, the loan purpose, loan documentation, occupancy, geographical location, loan size and type. Subprime mortgage borrowers typically have lower credit scores, lower loan balances and higher loan-to-values than other conforming loans. Management's practices include reviewing quantitative and qualitative credit models that analyze loan-level collateral composition, historical underwriter performance trends, the impact of macroeconomic factors, and issuer risks; as well as reviewing the estimation of security cash flows and monthly model calibrations.

(2) Direct exposure through investments in sub-prime mortgage loans.

The Company has no direct exposure through investment to sub-prime mortgage loans.

(3) Direct exposure through other investments:

- a. Residential mortgage backed securities – No substantial exposure noted.
- b. Commercial mortgage backed securities – No substantial exposure noted.
- c. Collateralized debt obligations – No substantial exposure noted.
- d. Structured securities – No substantial exposure noted.
- e. Equity investment in SCAs – No substantial exposure noted.
- f. Other assets – No substantial exposure noted.
- g. Total – No substantial exposure noted.

(4) Underwriting exposure to sub-prime mortgage risk through Mortgage Guaranty coverage, Financial Guaranty coverage, Directors and Officers liability coverage, or Errors and Omissions liability coverage.

The Company does not have sub-prime mortgage risk.

Classification of mortgage related securities is primarily based on information from outside data services, including rating agency actions. When considering our exposure, the Company evaluated the percentage of full documentation loans, percent of owner occupied properties, FICO scores, average margin for ARM loans, percent of loans with prepayment penalties, the existence of non-traditional underwriting standards, among other factors.

G. Retained Assets

Not Applicable.

H. Insurance Linked Securities

Not Applicable.

22. Events Subsequent

The Company is not aware of any events or transactions occurring subsequent to the close of the books for this statement which may have a material effect on its financial condition. Subsequent events have been considered through May 12, 2025 for the Statutory Statement issued on May 12, 2025.

NOTES TO THE FINANCIAL STATEMENTS

23. Reinsurance

A. Ceded Reinsurance Report

Section 1 – General Interrogatories

- (1) Are any of the reinsurers, listed in Schedule S as non-affiliated, owned in excess of 10.0 percent or controlled, either directly or indirectly, by the company or by any representative, officer, trustee, or director of the company?

Yes () No (X)

- (2) Have any policies issued by the company been reinsured with a company chartered in a country other than the United States (excluding U.S. Branches of such companies) that is owned in excess of 10.0 percent or controlled directly or indirectly by an insured, a beneficiary, a creditor or an insured or any other person not primarily engaged in the insurance business?

Yes () No (X)

Section 2 – Ceded Reinsurance Report – Part A

- (1) Does the company have any reinsurance agreements in effect under which the reinsurer may unilaterally cancel any reinsurance for reasons other than for nonpayment of premium or other similar credits?

Yes () No (X)

- (2) Does the reporting entity have any reinsurance agreements in effect such that the amount of losses paid or accrued through the statement date may result in a payment to the reinsurer of amounts that, in aggregate and allowing for offset of mutual credits from other reinsurance agreements with the same reinsurer, exceed the total direct premium collected under the reinsured policies?

Yes () No (X)

Section 3 – Ceded Reinsurance Report – Part B

- (1) What is the estimated amount of the aggregate reduction in surplus, (for agreements other than those under which the reinsurer may unilaterally cancel for reasons other than for nonpayment of premium or other similar credits that are reflected in Section 2 above) of termination of ALL reinsurance agreements, by either party, as of the date of this statement? Where necessary, the company may consider the current or anticipated experience of the business reinsured in making this estimate. \$0

- (2) Have any new agreements been executed or existing agreements amended, since January 1 of the year of this statement, to include policies or contracts that were in force or which had existing reserves established by the company as of the effective date of the agreement?

Yes () No (X)

B. Uncollectible Reinsurance

Not Applicable.

C. Commutation of Ceded Reinsurance

Not Applicable.

D. Certified Reinsurer Rating Downgraded or Status Subject to Revocation

Not Applicable.

24. Retrospectively Rated Contracts and Contracts Subject to Redetermination

- A. The Company estimates accrued retrospective premium adjustments for its Medicare business through a mathematical approach using an algorithm based upon settlement procedures defined by contracts with CMS.

- B. The Company records accrued retrospective premium as an adjustment to earned premiums.

- C. The amount of net premiums written by the Company at March 31, 2025 that are subject to retrospective rating features was \$1,316,593,171, or 96.25% of the total net premiums written. No other net premiums written by the Company are subject to retrospective rating features.

- D. Medical loss ratio rebates required pursuant to the Public Health Service Act

Not Applicable.

- E. Risk Sharing Provisions of the Affordable Care Act

Not Applicable.

NOTES TO THE FINANCIAL STATEMENTS

25. Change in Incurred Claims and Claim Adjustment Expenses

Benefits and loss adjustment expenses payable, net of health care receivables, as of December 31, 2024, were \$385,775,404. As of March 31, 2025, \$255,359,656 has been paid for incurred claims and claim adjustment expenses attributable to insured events of prior years. Reserves remaining for prior years are now \$111,138,642 as a result of re-estimation of unpaid claims and claim adjustment expenses. Therefore, there has been a \$19,277,106 favorable prior-year development since December 31, 2024. The decrease is generally the result of ongoing analysis of recent loss development trends. Original estimates are increased or decreased as additional information becomes known regarding individual claims. Included in this decrease, the Company experienced \$18,986,240 of favorable prior year claim development on retrospectively rated policies. However, the business to which it relates is subject to premium adjustments.

26. Intercompany Pooling Arrangements

Not Applicable.

27. Structured Settlements

The Company has no structured settlements.

28. Health Care ReceivablesA. Pharmaceutical Rebate Receivables

Quarter	Estimate Pharmacy Rebates as Reported on Financial Statements	Pharmacy Rebates as Billed or Otherwise Confirmed	Actual Rebates Received Within 90 Days of Billing	Actual Rebates Received Within 91 to 180 Days of Billing	Actual Rebates Received More than 181 Days after Billing
12/31/2025	\$ -	\$ -	\$ -	\$ -	\$ -
9/30/2025	-	-	-	-	-
6/30/2025	-	-	-	-	-
3/31/2025	101,025,620	101,025,620	-	-	-
12/31/2024	82,618,095	80,037,835	79,606,750	-	-
9/30/2024	101,437,833	99,311,924	97,994,714	294,261	-
6/30/2024	94,365,566	92,526,970	92,399,973	87,909	-
3/31/2024	108,013,239	104,365,835	104,275,149	38,384	46,243
12/31/2023	103,543,576	100,427,995	97,216,412	3,209,436	-
9/30/2023	106,319,567	103,056,013	95,548,615	2,920,473	4,586,762
6/30/2023	105,592,278	100,950,300	101,023,127	96,229	18,730
3/31/2023	103,516,587	99,724,452	98,749,115	682,322	12,389

B. Risk Sharing Receivables

Not Applicable.

29. Participating Policies

The Company has no participating policies.

30. Premium Deficiency Reserves

Not Applicable.

31. Anticipated Salvage and Subrogation

Not Applicable.

GENERAL INTERROGATORIES

PART 1 - COMMON INTERROGATORIES

GENERAL

- 1.1 Did the reporting entity experience any material transactions requiring the filing of Disclosure of Material Transactions with the State of Domicile, as required by the Model Act? Yes [] No [X]
- 1.2 If yes, has the report been filed with the domiciliary state? Yes [] No []
- 2.1 Has any change been made during the year of this statement in the charter, by-laws, articles of incorporation, or deed of settlement of the reporting entity? Yes [] No [X]
- 2.2 If yes, date of change:
- 3.1 Is the reporting entity a member of an Insurance Holding Company System consisting of two or more affiliated persons, one or more of which is an insurer? Yes [X] No []
If yes, complete Schedule Y, Parts 1 and 1A.
- 3.2 Have there been any substantial changes in the organizational chart since the prior quarter end? Yes [] No [X]
- 3.3 If the response to 3.2 is yes, provide a brief description of those changes.
NA
- 3.4 Is the reporting entity publicly traded or a member of a publicly traded group? Yes [X] No []
- 3.5 If the response to 3.4 is yes, provide the CIK (Central Index Key) code issued by the SEC for the entity/group. 0000049071
- 4.1 Has the reporting entity been a party to a merger or consolidation during the period covered by this statement? Yes [] No [X]
- 4.2 If yes, provide the name of the entity, NAIC Company Code, and state of domicile (use two letter state abbreviation) for any entity that has ceased to exist as a result of the merger or consolidation.

1 Name of Entity	2 NAIC Company Code	3 State of Domicile
Not Applicable.		

5. If the reporting entity is subject to a management agreement, including third-party administrator(s), managing general agent(s), attorney-in-fact, or similar agreement, have there been any significant changes regarding the terms of the agreement or principals involved? Yes [] No [X] N/A []
If yes, attach an explanation.
.....
- 6.1 State as of what date the latest financial examination of the reporting entity was made or is being made. 12/31/2020
- 6.2 State the as of date that the latest financial examination report became available from either the state of domicile or the reporting entity. This date should be the date of the examined balance sheet and not the date the report was completed or released. 12/31/2020
- 6.3 State as of what date the latest financial examination report became available to other states or the public from either the state of domicile or the reporting entity. This is the release date or completion date of the examination report and not the date of the examination (balance sheet date). 05/06/2022
- 6.4 By what department or departments?
Illinois Department of Insurance
- 6.5 Have all financial statement adjustments within the latest financial examination report been accounted for in a subsequent financial statement filed with Departments? Yes [X] No [] N/A []
- 6.6 Have all of the recommendations within the latest financial examination report been complied with? Yes [X] No [] N/A []
- 7.1 Has this reporting entity had any Certificates of Authority, licenses or registrations (including corporate registration, if applicable) suspended or revoked by any governmental entity during the reporting period? Yes [] No [X]
- 7.2 If yes, give full information:
.....
- 8.1 Is the company a subsidiary of a bank holding company regulated by the Federal Reserve Board? Yes [] No [X]
- 8.2 If response to 8.1 is yes, please identify the name of the bank holding company.
.....
- 8.3 Is the company affiliated with one or more banks, thrifts or securities firms? Yes [] No [X]
- 8.4 If response to 8.3 is yes, please provide below the names and location (city and state of the main office) of any affiliates regulated by a federal regulatory services agency [i.e. the Federal Reserve Board (FRB), the Office of the Comptroller of the Currency (OCC), the Federal Deposit Insurance Corporation (FDIC) and the Securities Exchange Commission (SEC)] and identify the affiliate's primary federal regulator.

1 Affiliate Name	2 Location (City, State)	3 FRB	4 OCC	5 FDIC	6 SEC

GENERAL INTERROGATORIES

- 9.1 Are the senior officers (principal executive officer, principal financial officer, principal accounting officer or controller, or persons performing similar functions) of the reporting entity subject to a code of ethics, which includes the following standards? Yes [] No []
- (a) Honest and ethical conduct, including the ethical handling of actual or apparent conflicts of interest between personal and professional relationships;
- (b) Full, fair, accurate, timely and understandable disclosure in the periodic reports required to be filed by the reporting entity;
- (c) Compliance with applicable governmental laws, rules and regulations;
- (d) The prompt internal reporting of violations to an appropriate person or persons identified in the code; and
- (e) Accountability for adherence to the code.
- 9.11 If the response to 9.1 is No, please explain:
.....
- 9.2 Has the code of ethics for senior managers been amended? Yes [] No []
- 9.21 If the response to 9.2 is Yes, provide information related to amendment(s).
.....
- 9.3 Have any provisions of the code of ethics been waived for any of the specified officers? Yes [] No []
- 9.31 If the response to 9.3 is Yes, provide the nature of any waiver(s).
.....

FINANCIAL

- 10.1 Does the reporting entity report any amounts due from parent, subsidiaries or affiliates on Page 2 of this statement? Yes [] No []
- 10.2 If yes, indicate any amounts receivable from parent included in the Page 2 amount: \$ 0

INVESTMENT

- 11.1 Were any of the stocks, bonds, or other assets of the reporting entity loaned, placed under option agreement, or otherwise made available for use by another person? (Exclude securities under securities lending agreements.) Yes [] No []
- 11.2 If yes, give full and complete information relating thereto:
.....
12. Amount of real estate and mortgages held in other invested assets in Schedule BA: \$ 0
13. Amount of real estate and mortgages held in short-term investments: \$ 0
- 14.1 Does the reporting entity have any investments in parent, subsidiaries and affiliates? Yes [] No []
- 14.2 If yes, please complete the following:
- | | 1
Prior Year-End
Book/Adjusted
Carrying Value | 2
Current Quarter
Book/Adjusted
Carrying Value |
|---|--|---|
| 14.21 Bonds | \$ 0 | \$ 0 |
| 14.22 Preferred Stock | \$ 0 | \$ 0 |
| 14.23 Common Stock | \$ 0 | \$ 0 |
| 14.24 Short-Term Investments | \$ 0 | \$ 0 |
| 14.25 Mortgage Loans on Real Estate | \$ 0 | \$ 0 |
| 14.26 All Other | \$ 0 | \$ 0 |
| 14.27 Total Investment in Parent, Subsidiaries and Affiliates (Subtotal Lines 14.21 to 14.26) | \$ 0 | \$ 0 |
| 14.28 Total Investment in Parent included in Lines 14.21 to 14.26 above | \$ 0 | \$ 0 |
- 15.1 Has the reporting entity entered into any hedging transactions reported on Schedule DB? Yes [] No []
- 15.2 If yes, has a comprehensive description of the hedging program been made available to the domiciliary state? Yes [] No [] N/A []
If no, attach a description with this statement.
.....
16. For the reporting entity's security lending program, state the amount of the following as of the current statement date:
- 16.1 Total fair value of reinvested collateral assets reported on Schedule DL, Parts 1 and 2. \$ 28,141,431
- 16.2 Total book/adjusted carrying value of reinvested collateral assets reported on Schedule DL, Parts 1 and 2 \$ 28,139,948
- 16.3 Total payable for securities lending reported on the liability page. \$ 28,141,431

GENERAL INTERROGATORIES

17. Excluding items in Schedule E - Part 3 - Special Deposits, real estate, mortgage loans and investments held physically in the reporting entity's offices, vaults or safety deposit boxes, were all stocks, bonds and other securities, owned throughout the current year held pursuant to a custodial agreement with a qualified bank or trust company in accordance with Section 1, III - General Examination Considerations, F. Outsourcing of Critical Functions, Custodial or Safekeeping Agreements of the NAIC Financial Condition Examiners Handbook? Yes [X] No []
- 17.1 For all agreements that comply with the requirements of the NAIC Financial Condition Examiners Handbook, complete the following:

1 Name of Custodian(s)	2 Custodian Address
JP Morgan Chase	4 Metro Tech Center, 6th Floor, Mail Code: NY1-C512, Brooklyn, NY 11245, Attn: Charline Ottley

- 17.2 For all agreements that do not comply with the requirements of the NAIC Financial Condition Examiners Handbook, provide the name, location and a complete explanation:

1 Name(s)	2 Location(s)	3 Complete Explanation(s)

- 17.3 Have there been any changes, including name changes, in the custodian(s) identified in 17.1 during the current quarter? Yes [] No [X]
- 17.4 If yes, give full information relating thereto:

1 Old Custodian	2 New Custodian	3 Date of Change	4 Reason

- 17.5 Investment management – Identify all investment advisors, investment managers, broker/dealers, including individuals that have the authority to make investment decisions on behalf of the reporting entity. This includes both primary and sub-advisors. For assets that are managed internally by employees of the reporting entity, note as such. ["...that have access to the investment accounts"; "...handle securities"]

1 Name of Firm or Individual	2 Affiliation
BLACKROCK FINANCIAL MANAGEMENT, INC	U.....
Humana Inc.	I.....

- 17.5097 For those firms/individuals listed in the table for Question 17.5, do any firms/individuals unaffiliated with the reporting entity (i.e. designated with a "U") manage more than 10% of the reporting entity's invested assets?..... Yes [X] No []

- 17.5098 For firms/individuals unaffiliated with the reporting entity (i.e. designated with a "U") listed in the table for Question 17.5, does the total assets under management aggregate to more than 50% of the reporting entity's invested assets?..... Yes [X] No []

- 17.6 For those firms or individuals listed in the table for 17.5 with an affiliation code of "A" (affiliated) or "U" (unaffiliated), provide the information for the table below.

1	2	3	4	5
Central Registration Depository Number	Name of Firm or Individual	Legal Entity Identifier (LEI)	Registered With	Investment Management Agreement (IMA) Filed
107105	BLACKROCK FINANCIAL MANAGEMENT, INC	549300LVXY1VJKE13M84	The SEC	DS.....

- 18.1 Have all the filing requirements of the Purposes and Procedures Manual of the NAIC Investment Analysis Office been followed? Yes [X] No []
- 18.2 If no, list exceptions:
.....

19. By self-designating 5GI securities, the reporting entity is certifying the following elements for each self-designated 5GI security:
- a. Documentation necessary to permit a full credit analysis of the security does not exist or an NAIC CRP credit rating for an FE or PL security is not available.
 - b. Issuer or obligor is current on all contracted interest and principal payments.
 - c. The insurer has an actual expectation of ultimate payment of all contracted interest and principal.
- Has the reporting entity self-designated 5GI securities? Yes [] No [X]

20. By self-designating PLGI securities, the reporting entity is certifying the following elements of each self-designated PLGI security:
- a. The security was purchased prior to January 1, 2018.
 - b. The reporting entity is holding capital commensurate with the NAIC Designation reported for the security.
 - c. The NAIC Designation was derived from the credit rating assigned by an NAIC CRP in its legal capacity as a NRSRO which is shown on a current private letter rating held by the insurer and available for examination by state insurance regulators.
 - d. The reporting entity is not permitted to share this credit rating of the PL security with the SVO.
- Has the reporting entity self-designated PLGI securities? Yes [] No [X]

21. By assigning FE to a Schedule BA non-registered private fund, the reporting entity is certifying the following elements of each self-designated FE fund:
- a. The shares were purchased prior to January 1, 2019.
 - b. The reporting entity is holding capital commensurate with the NAIC Designation reported for the security.
 - c. The security had a public credit rating(s) with annual surveillance assigned by an NAIC CRP in its legal capacity as an NRSRO prior to January 1, 2019.
 - d. The fund only or predominantly holds bonds in its portfolio.
 - e. The current reported NAIC Designation was derived from the public credit rating(s) with annual surveillance assigned by an NAIC CRP in its legal capacity as an NRSRO.
 - f. The public credit rating(s) with annual surveillance assigned by an NAIC CRP has not lapsed.
- Has the reporting entity assigned FE to Schedule BA non-registered private funds that complied with the above criteria? Yes [] No [X]

GENERAL INTERROGATORIES

PART 2 - HEALTH

1. Operating Percentages:
- 1.1 A&H loss percent87.9 %
 - 1.2 A&H cost containment percent 2.3 %
 - 1.3 A&H expense percent excluding cost containment expenses 8.2 %
- 2.1 Do you act as a custodian for health savings accounts? Yes [] No [X]
- 2.2 If yes, please provide the amount of custodial funds held as of the reporting date \$.....0
- 2.3 Do you act as an administrator for health savings accounts? Yes [] No [X]
- 2.4 If yes, please provide the balance of the funds administered as of the reporting date \$.....0
3. Is the reporting entity licensed or chartered, registered, qualified, eligible or writing business in at least two states? Yes [X] No []
- 3.1 If no, does the reporting entity assume reinsurance business that covers risks residing in at least one state other than the state of domicile of the reporting entity? Yes [] No []

SCHEDULE S - CEDED REINSURANCE

Showing All New Reinsurance Treaties - Current Year to Date

1 NAIC Company Code	2 ID Number	3 Effective Date	4 Name of Reinsurer	5 Domiciliary Jurisdiction	6 Type of Reinsurance Ceded	7 Type of Business Ceded	8 Type of Reinsurer	9 Certified Reinsurer Rating (1 through 6)	10 Effective Date of Certified Reinsurer Rating
NONE									

SCHEDULE T - PREMIUMS AND OTHER CONSIDERATIONS

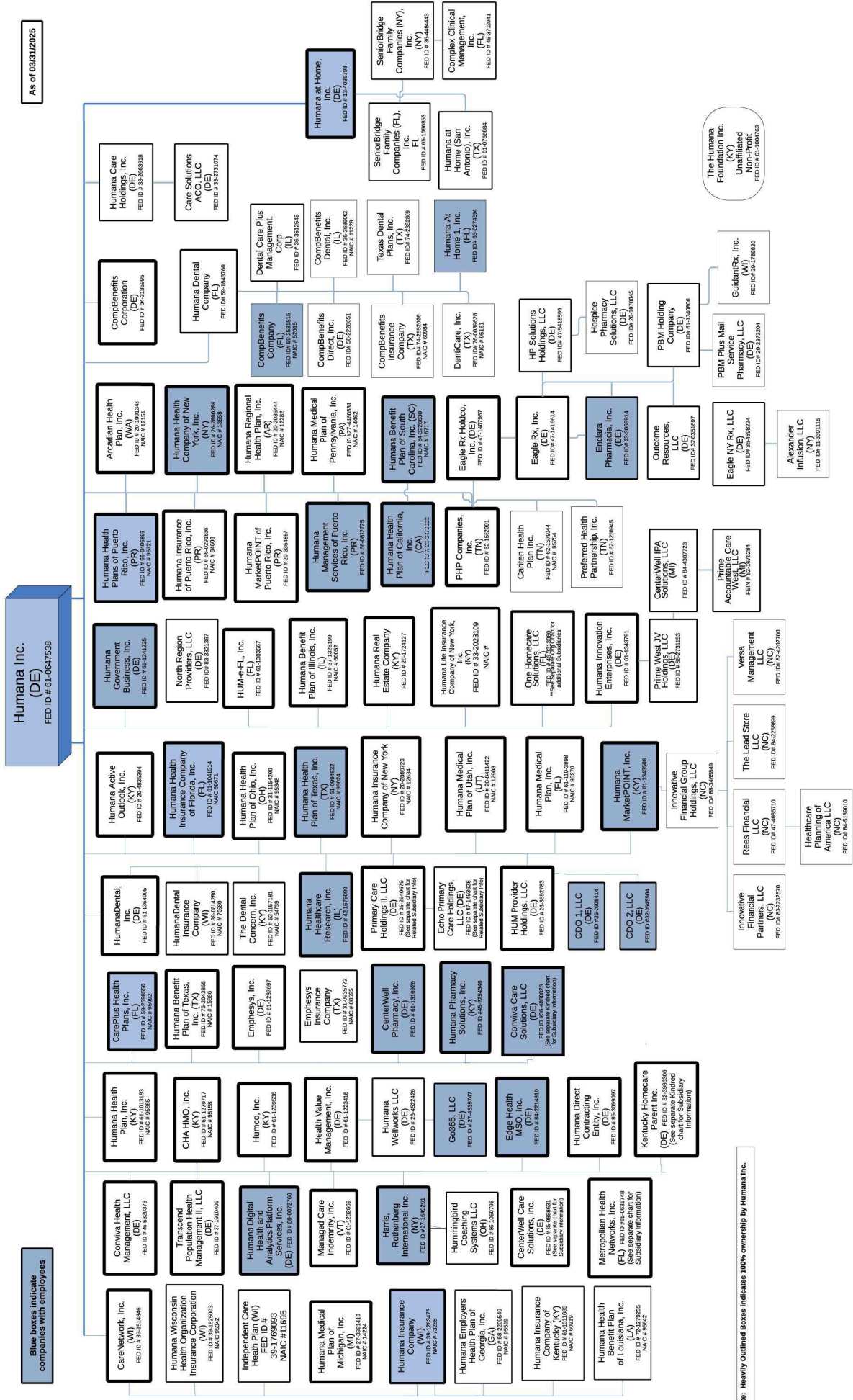
Current Year to Date - Allocated by States and Territories

States, etc.	1 Active Status (a)	Direct Business Only									
		2 Accident and Health Premiums	3 Medicare Title XVIII	4 Medicaid Title XIX	5 CHIP Title XXI	6 Federal Employees Health Benefits Program Premiums	7 Life and Annuity Premiums & Other Considerations	8 Property/Casualty Premiums	9 Total Columns 2 Through 8	10 Deposit-Type Contracts	
1. Alabama	AL	L	815,350	4,526,719	0	0	0	0	0	5,342,069	0
2. Alaska	AK	L	0	0	0	0	0	0	0	0	0
3. Arizona	AZ	L	0	0	0	0	0	0	0	0	0
4. Arkansas	AR	L	0	0	0	0	0	0	0	0	0
5. California	CA	L	11,605,897	90,040,509	0	0	0	0	0	101,646,406	0
6. Colorado	CO	L	1,619,891	0	0	0	0	0	0	1,619,891	0
7. Connecticut	CT	L	8,426,764	0	0	0	0	0	0	8,426,764	0
8. Delaware	DE	L	0	0	0	0	0	0	0	0	0
9. District of Columbia	DC	L	0	0	0	0	0	0	0	0	0
10. Florida	FL	L	0	0	0	0	0	0	0	0	0
11. Georgia	GA	L	993,521	849,559	0	0	0	0	0	1,843,080	0
12. Hawaii	HI	L	0	0	0	0	0	0	0	0	0
13. Idaho	ID	L	0	843,519	0	0	0	0	0	843,519	0
14. Illinois	IL	L	769,314	571,707,516	0	0	0	0	0	572,476,830	0
15. Indiana	IN	L	969,945	2,028,569	0	0	0	0	0	2,998,514	0
16. Iowa	IA	L	0	0	0	0	0	0	0	0	0
17. Kansas	KS	L	379,950	0	0	0	0	0	0	379,950	0
18. Kentucky	KY	L	0	66,194,882	0	0	0	0	0	66,194,882	0
19. Louisiana	LA	L	0	6,991	0	0	0	0	0	6,991	0
20. Maine	ME	L	0	19	0	0	0	0	0	19	0
21. Maryland	MD	L	2,933,871	0	0	0	0	0	0	2,933,871	0
22. Massachusetts	MA	L	3,556,847	0	0	0	0	0	0	3,556,847	0
23. Michigan	MI	L	1,232,139	0	0	0	0	0	0	1,232,139	0
24. Minnesota	MN	L	0	0	0	0	0	0	0	0	0
25. Mississippi	MS	L	431,923	0	0	0	0	0	0	431,923	0
26. Missouri	MO	L	0	0	0	0	0	0	0	0	0
27. Montana	MT	L	0	4,463,090	0	0	0	0	0	4,463,090	0
28. Nebraska	NE	L	0	0	0	0	0	0	0	0	0
29. Nevada	NV	L	381,635	0	0	0	0	0	0	381,635	0
30. New Hampshire	NH	L	0	0	0	0	0	0	0	0	0
31. New Jersey	NJ	L	2,194,456	12,418	0	0	0	0	0	2,206,874	0
32. New Mexico	NM	L	106,640	0	0	0	0	0	0	106,640	0
33. New York	NY	N	0	0	0	0	0	0	0	0	0
34. North Carolina	NC	L	709,106	307,855,679	0	0	0	0	0	308,564,785	0
35. North Dakota	ND	L	420,552	(5,542)	0	0	0	0	0	415,009	0
36. Ohio	OH	L	2,446,472	60,079,449	0	0	0	0	0	62,525,921	0
37. Oklahoma	OK	L	514,246	0	0	0	0	0	0	514,246	0
38. Oregon	OR	L	0	485,680	0	0	0	0	0	485,680	0
39. Pennsylvania	PA	L	1,015,772	185,566,453	0	0	0	0	0	186,582,225	0
40. Rhode Island	RI	L	0	(1,215)	0	0	0	0	0	(1,215)	0
41. South Carolina	SC	L	1,595,684	120,169	0	0	0	0	0	1,715,852	0
42. South Dakota	SD	L	0	(9,945)	0	0	0	0	0	(9,945)	0
43. Tennessee	TN	L	644,002	0	0	0	0	0	0	644,002	0
44. Texas	TX	L	6,188,915	0	0	0	0	0	0	6,188,915	0
45. Utah	UT	L	0	0	0	0	0	0	0	0	0
46. Vermont	VT	L	0	0	0	0	0	0	0	0	0
47. Virginia	VA	L	761,316	0	0	0	0	0	0	761,316	0
48. Washington	WA	L	0	0	0	0	0	0	0	0	0
49. West Virginia	WV	L	0	20,970,062	0	0	0	0	0	20,970,062	0
50. Wisconsin	WI	L	541,239	0	0	0	0	0	0	541,239	0
51. Wyoming	WY	L	0	858,591	0	0	0	0	0	858,591	0
52. American Samoa	AS	N	0	0	0	0	0	0	0	0	0
53. Guam	GU	N	0	0	0	0	0	0	0	0	0
54. Puerto Rico	PR	N	0	0	0	0	0	0	0	0	0
55. U.S. Virgin Islands	VI	N	0	0	0	0	0	0	0	0	0
56. Northern Mariana Islands	MP	N	0	0	0	0	0	0	0	0	0
57. Canada	CAN	N	0	0	0	0	0	0	0	0	0
58. Aggregate Other Aliens	OT	XXX	0	0	0	0	0	0	0	0	0
59. Subtotal	XXX	51,255,447	1,316,593,171	0	0	0	0	0	0	1,367,848,618	0
60. Reporting Entity Contributions for Employee Benefit Plans	XXX	0	0	0	0	0	0	0	0	0	0
61. Totals (Direct Business)	XXX	51,255,447	1,316,593,171	0	0	0	0	0	0	1,367,848,618	0
DETAILS OF WRITE-INS											
58001.	XXX										
58002.	XXX										
58003.	XXX										
58998. Summary of remaining write-ins for Line 58 from overflow page	XXX	0	0	0	0	0	0	0	0	0	0
58999. Totals (Lines 58001 through 58003 plus 58998)(Line 58 above)	XXX	0	0	0	0	0	0	0	0	0	0

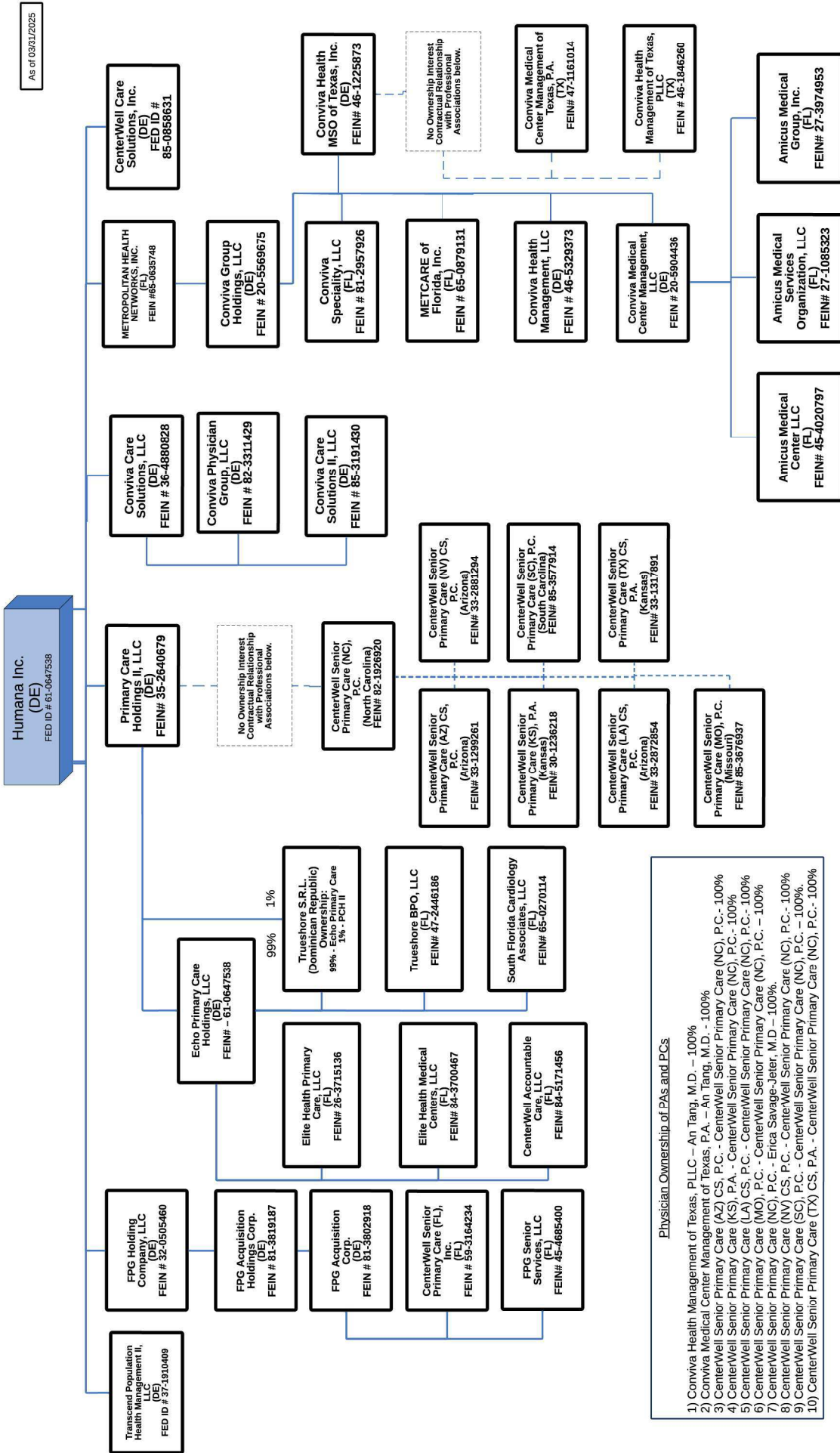
(a) Active Status Counts:

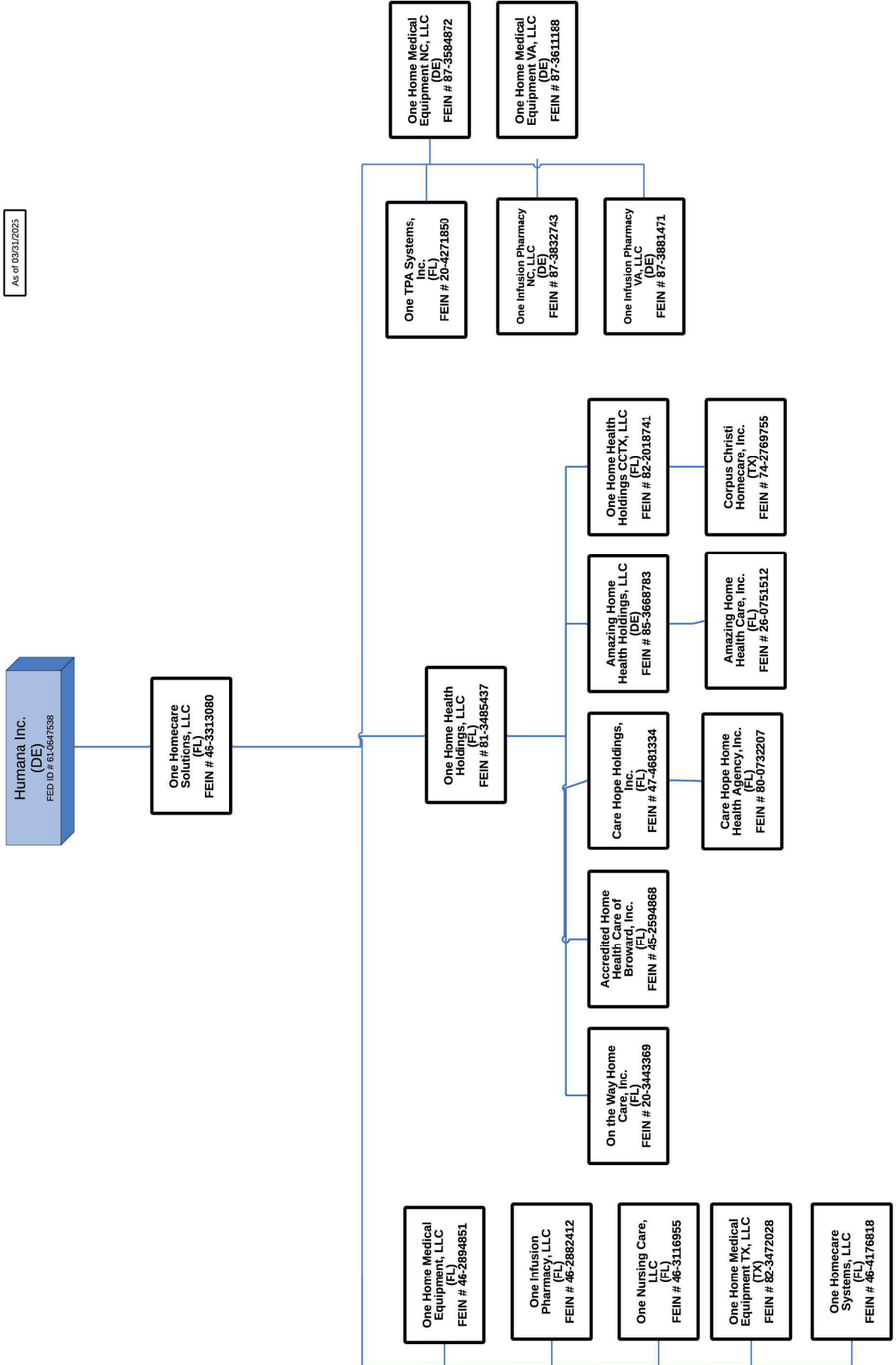
- 1. L - Licensed or Chartered - Licensed insurance carrier or domiciled RRG..... 50
- 2. R - Registered - Non-domiciled RRGs..... 0
- 3. E - Eligible - Reporting entities eligible or approved to write surplus lines in the state. 0
- 4. Q - Qualified - Qualified or accredited reinsurer..... 0
- 5. N - None of the above - Not allowed to write business in the state..... 7

STATEMENT AS OF MARCH 31, 2025 OF THE Humana Benefit Plan of Illinois Inc.



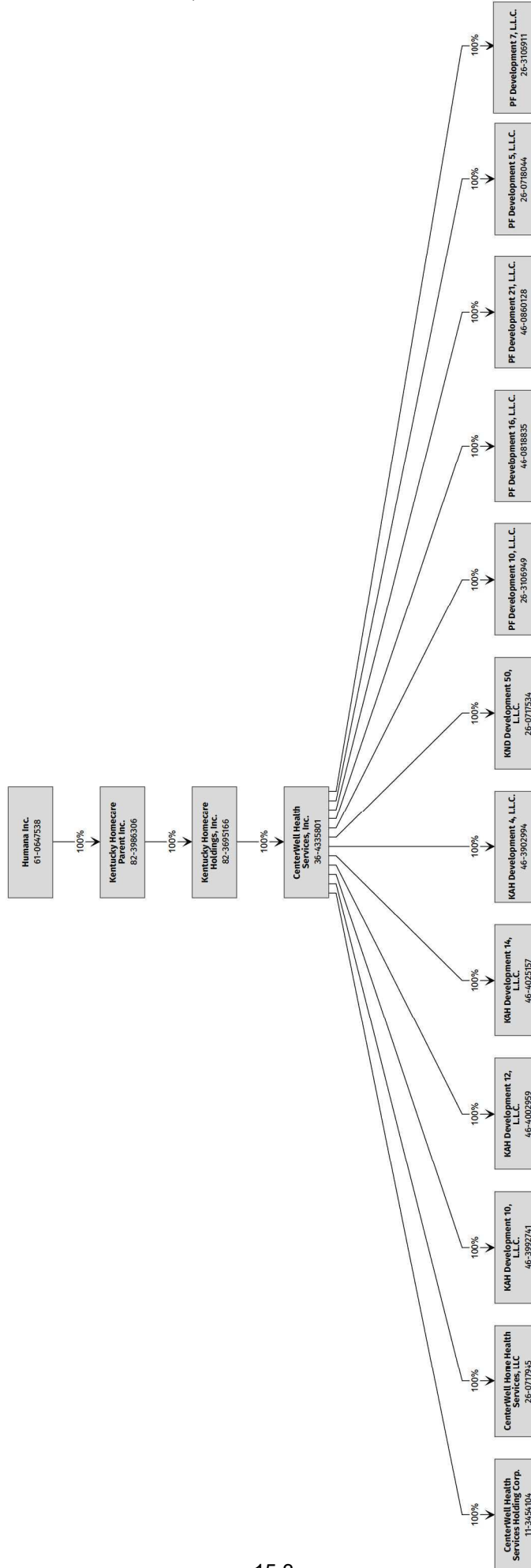
STATEMENT AS OF MARCH 31, 2025 OF THE Humana Benefit Plan of Illinois Inc.

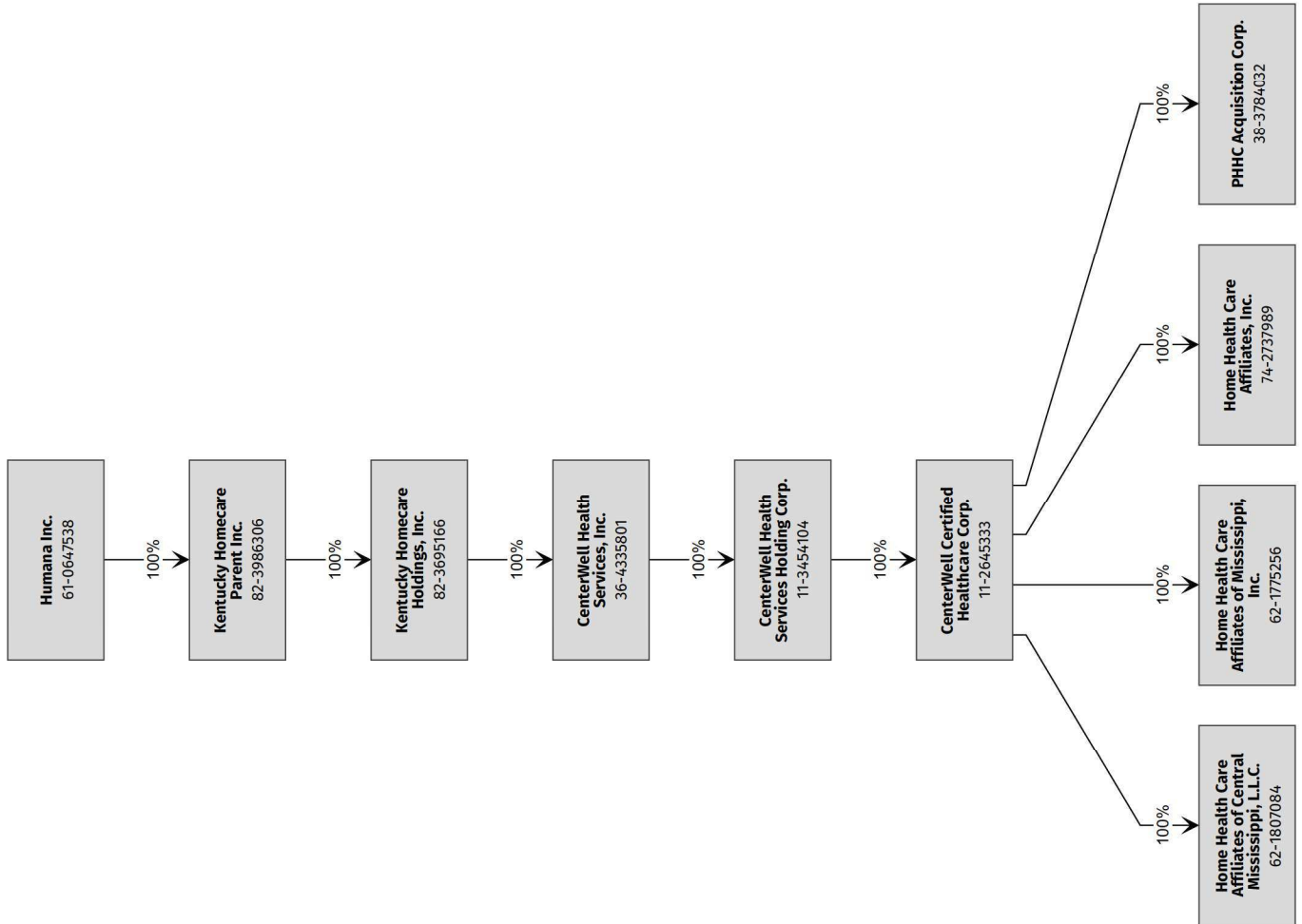


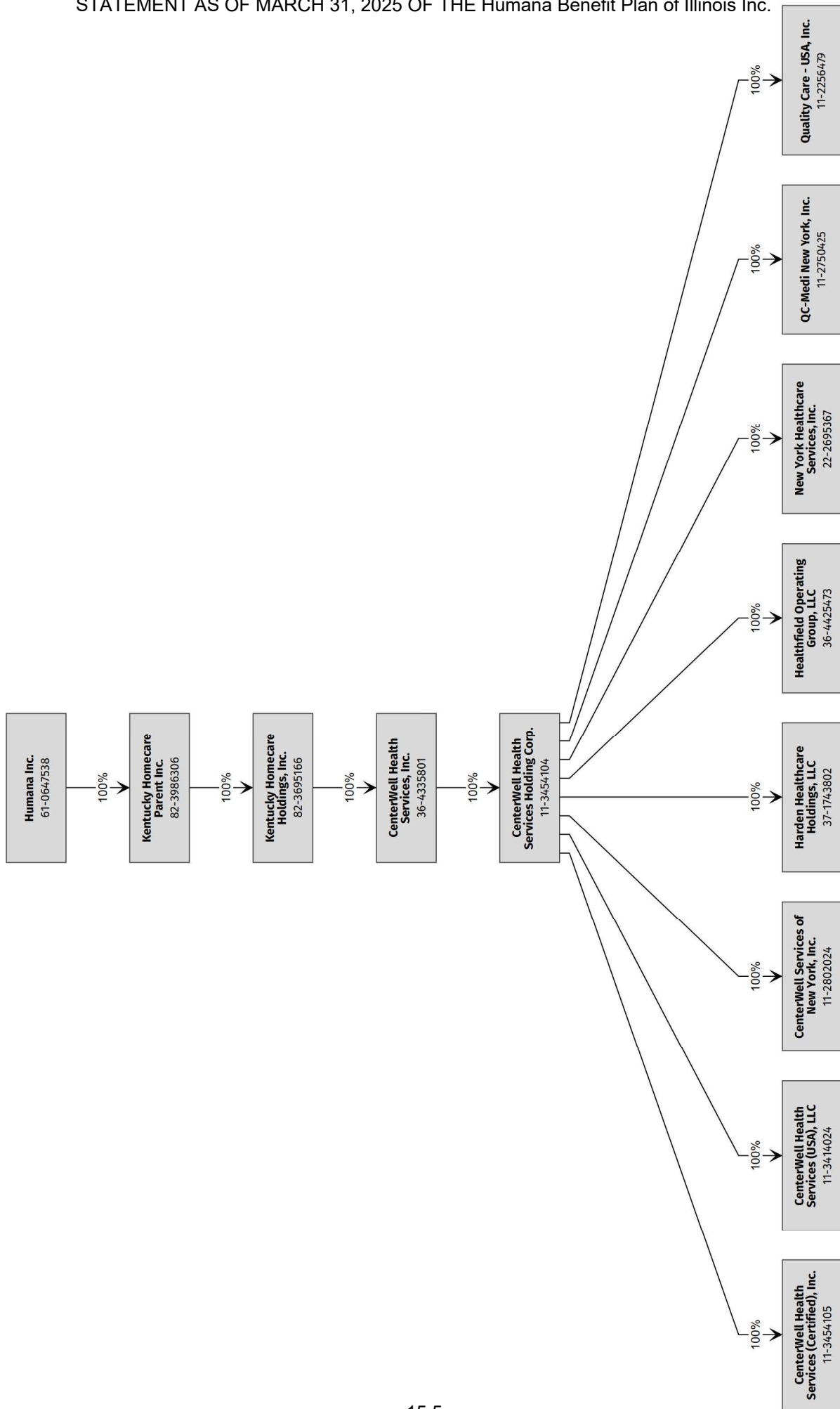


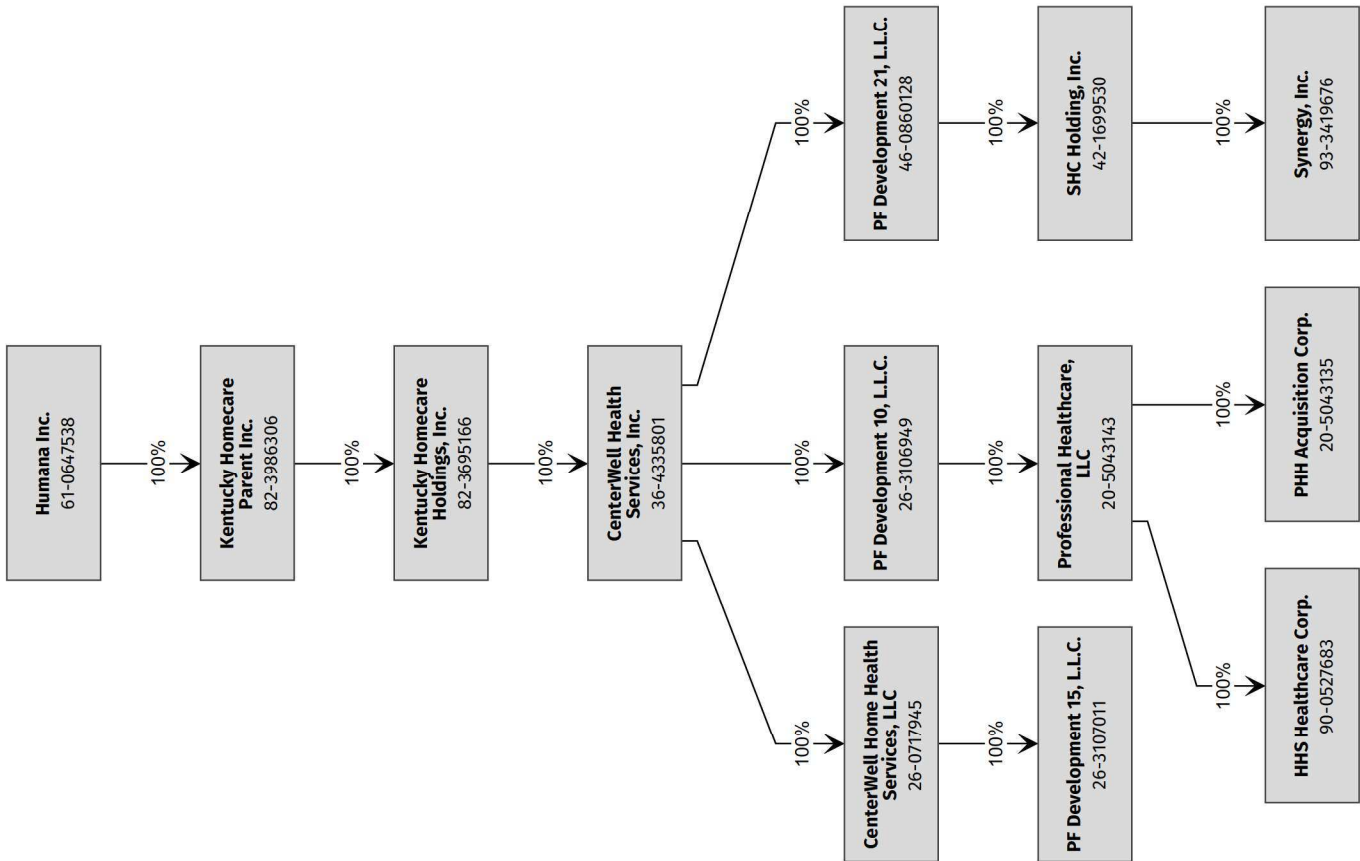
As of 03/31/2025

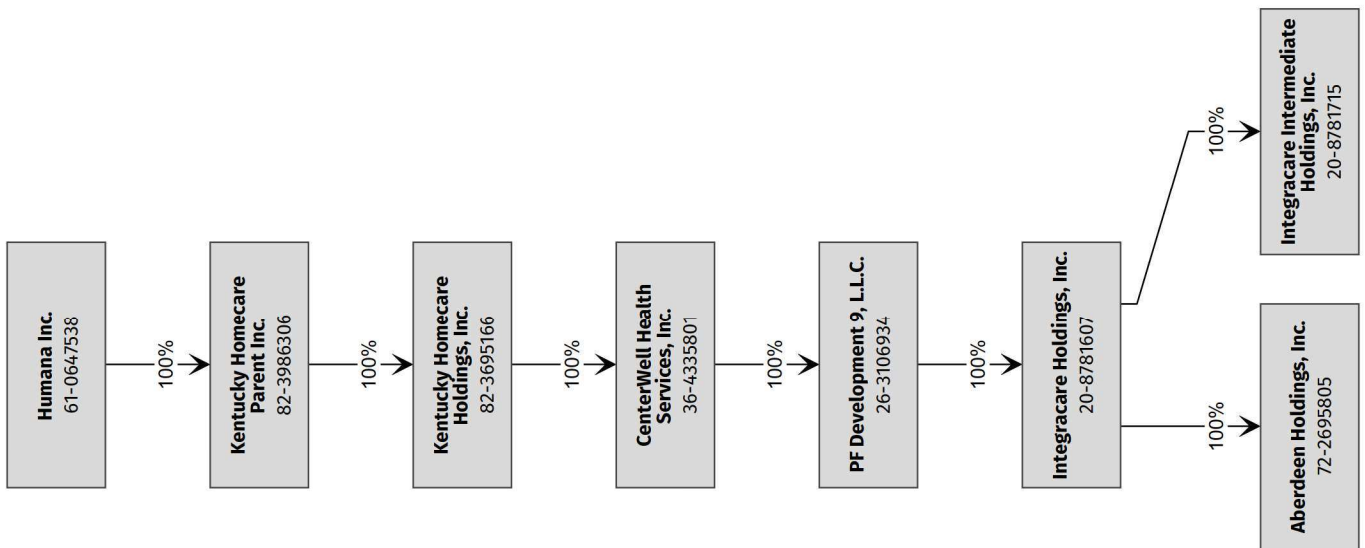
STATEMENT AS OF MARCH 31, 2025 OF THE Humana Benefit Plan of Illinois Inc.



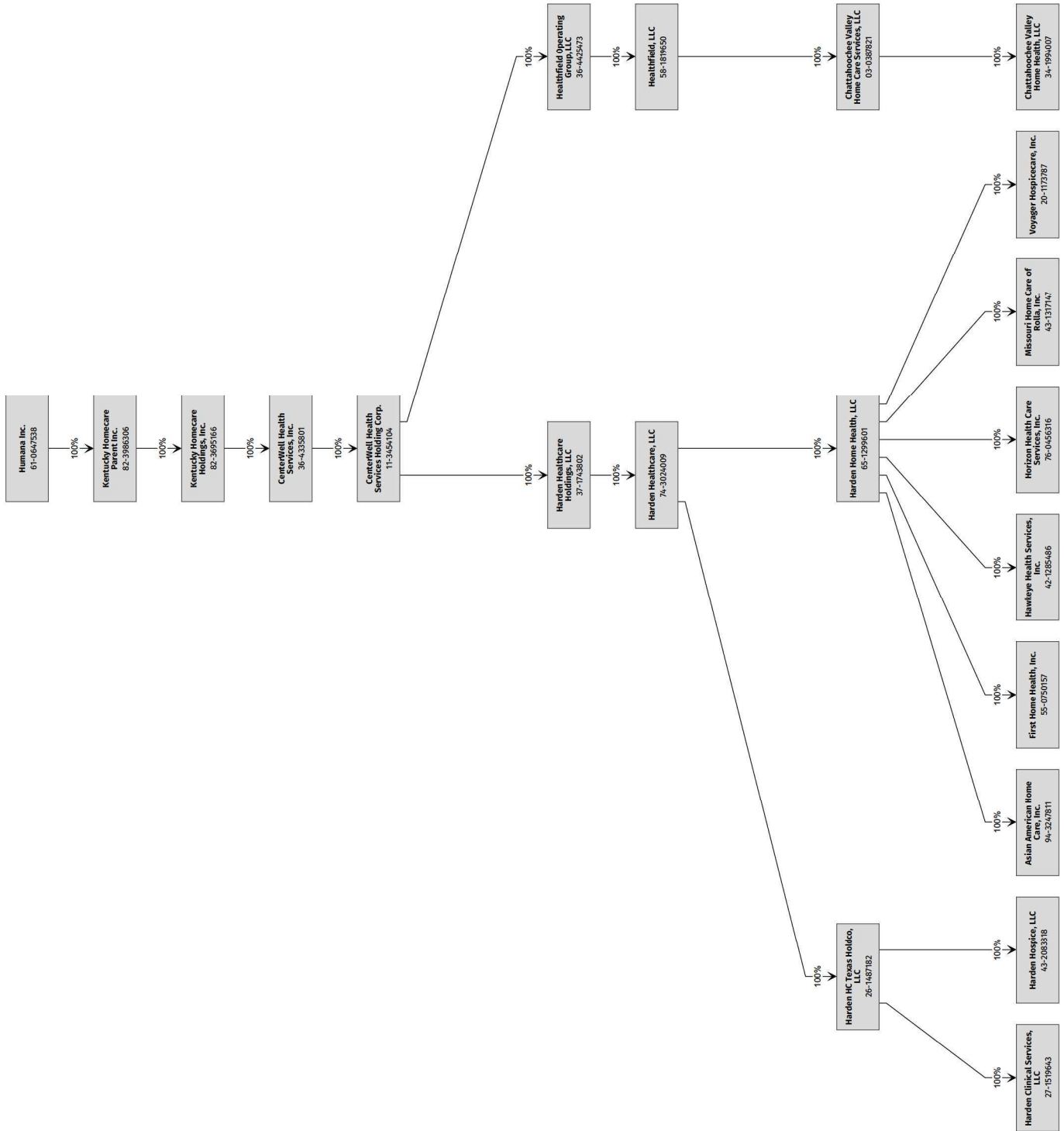




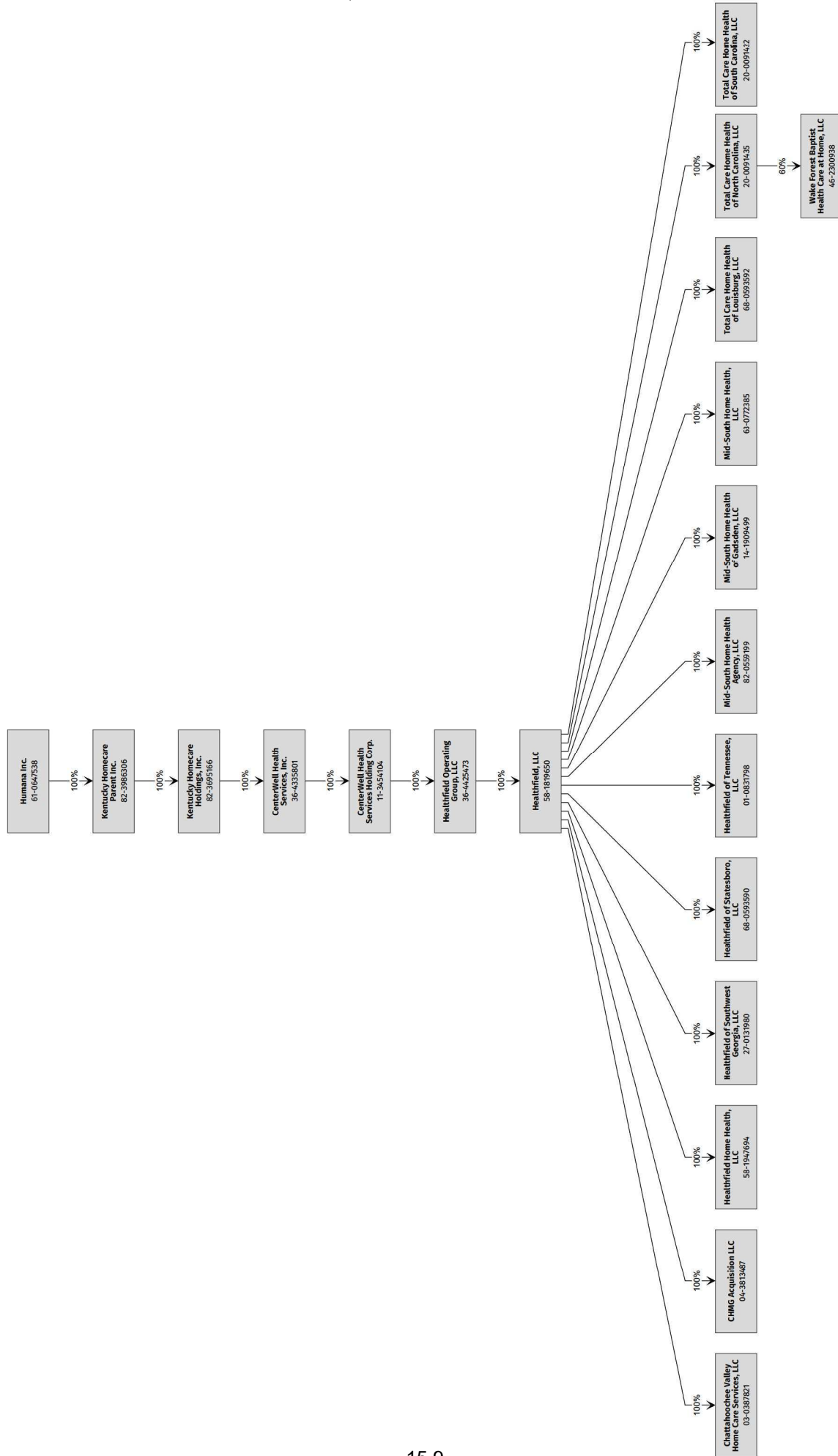


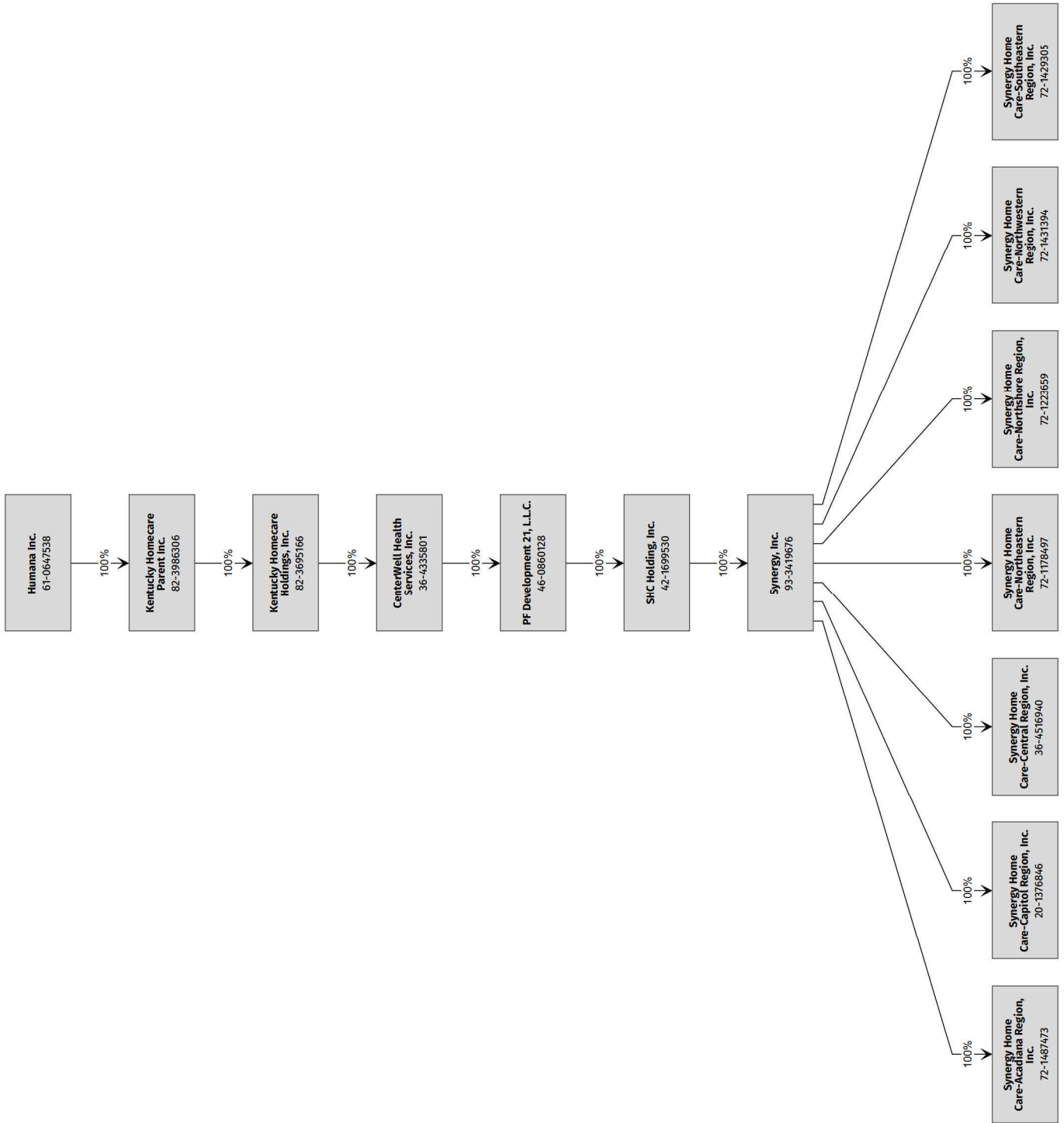


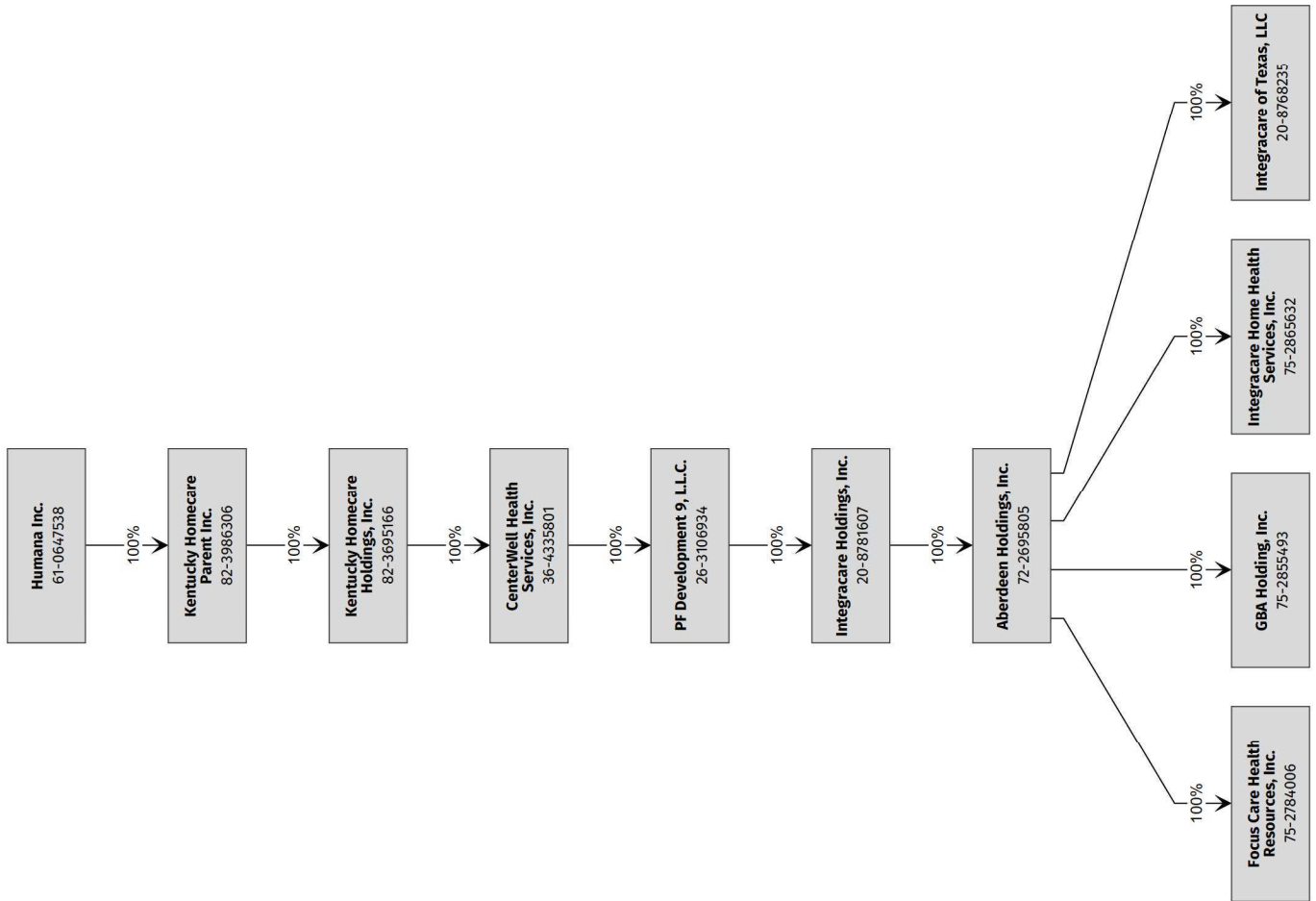
STATEMENT AS OF MARCH 31, 2025 OF THE Humana Benefit Plan of Illinois Inc.



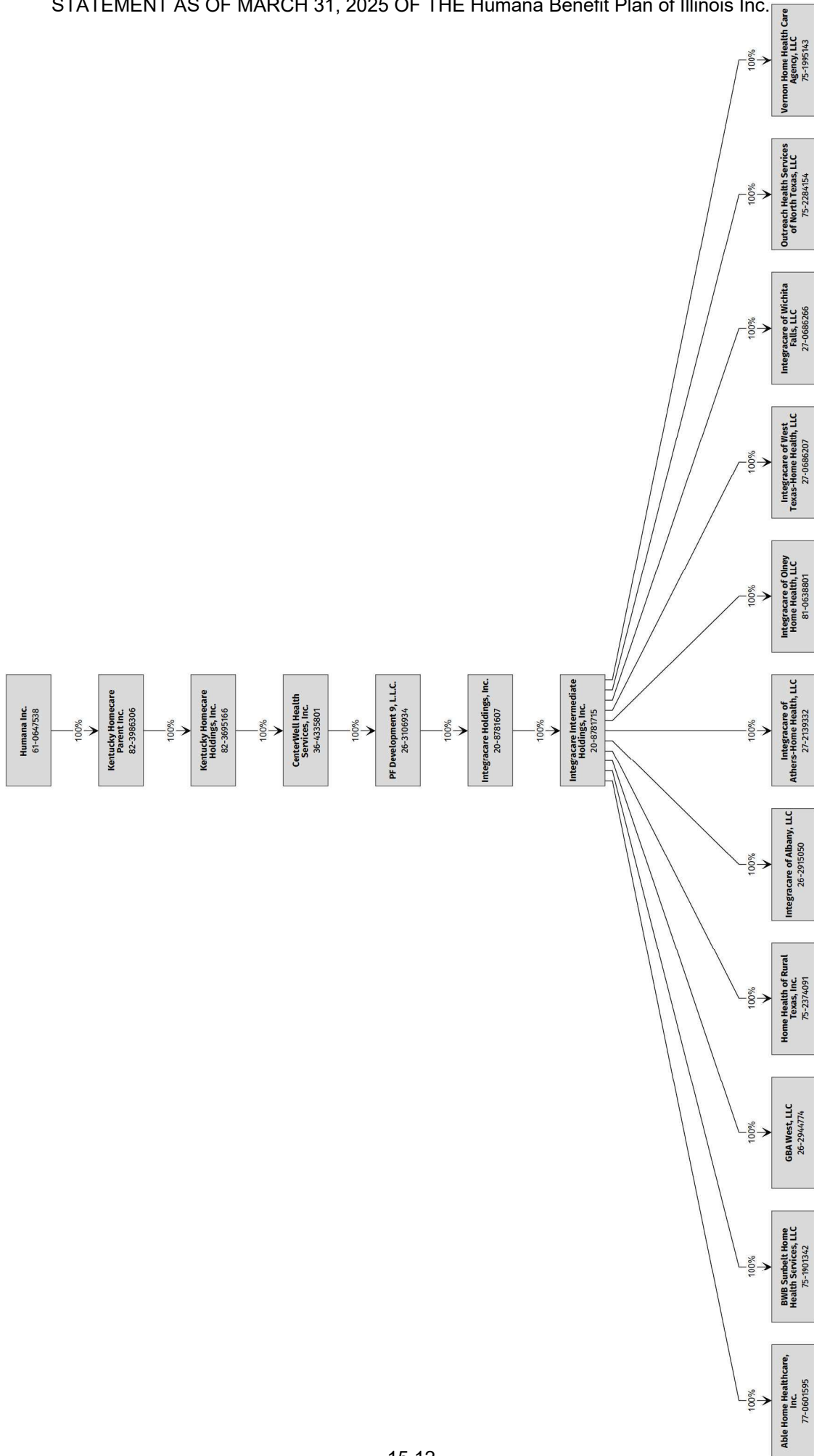
STATEMENT AS OF MARCH 31, 2025 OF THE Humana Benefit Plan of Illinois Inc.

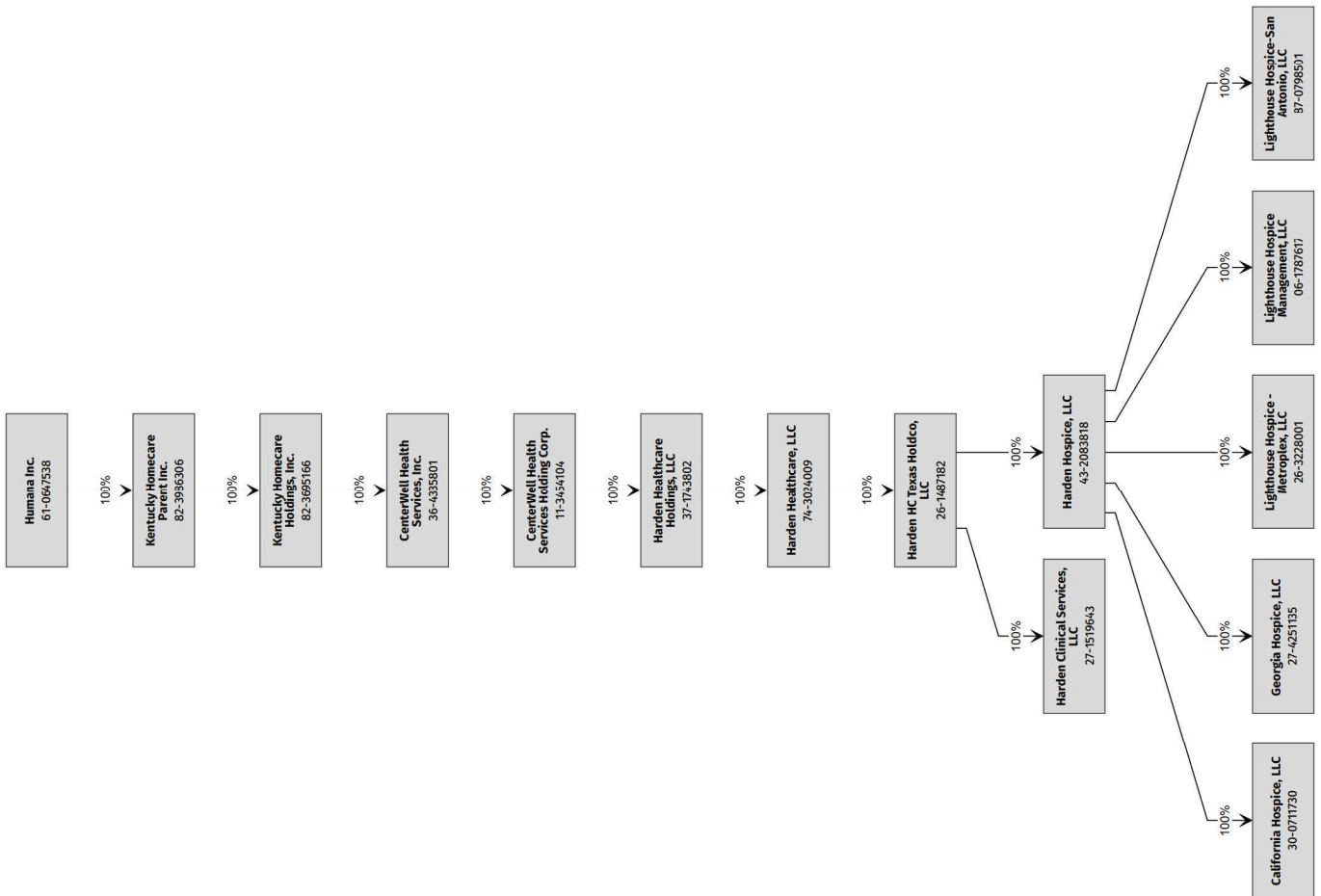




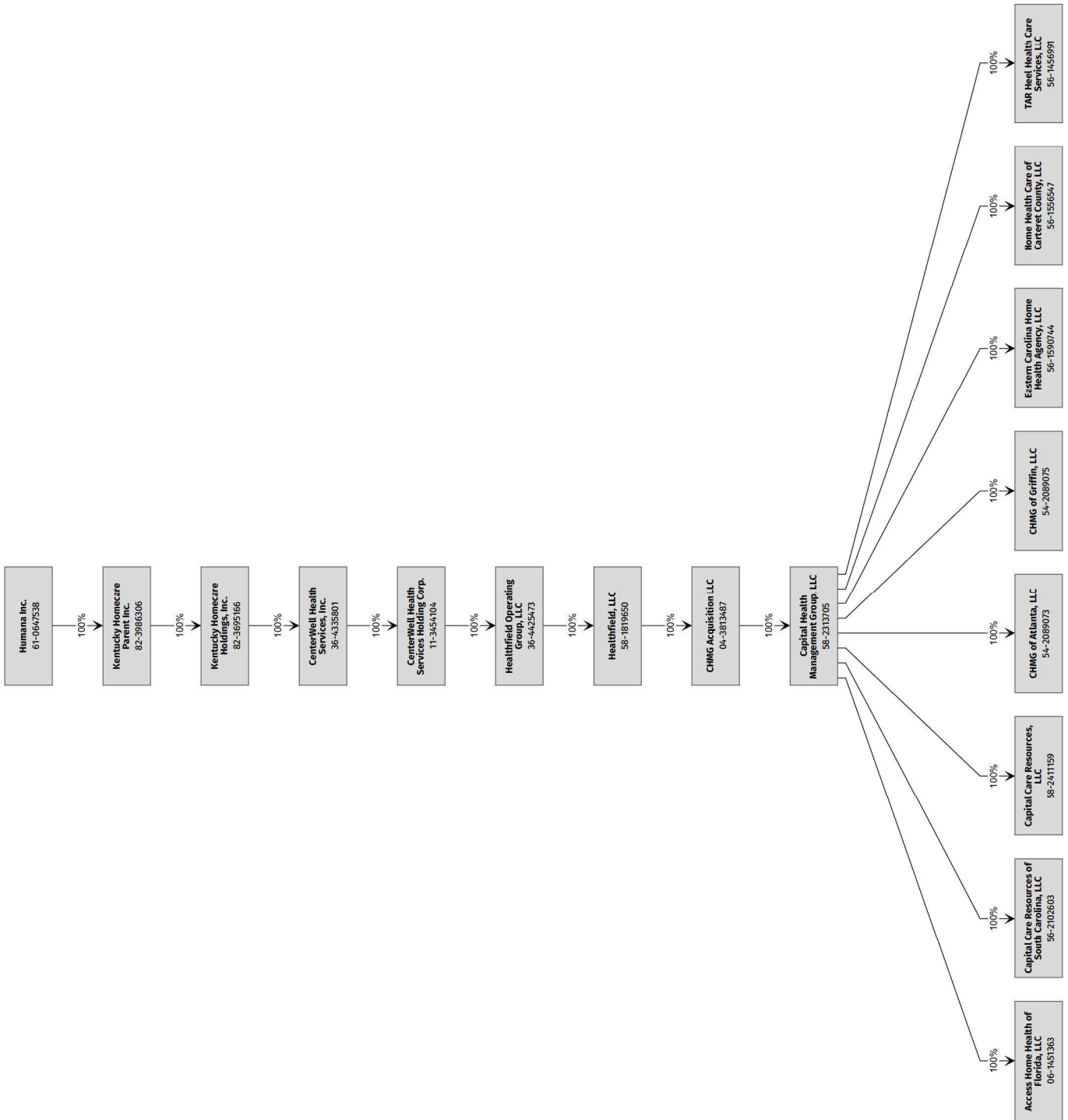


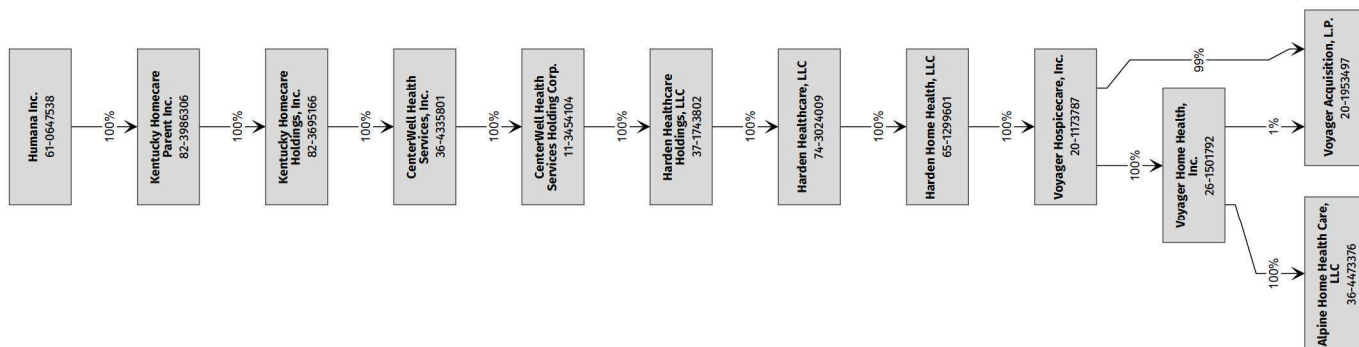
STATEMENT AS OF MARCH 31, 2025 OF THE Humana Benefit Plan of Illinois Inc.

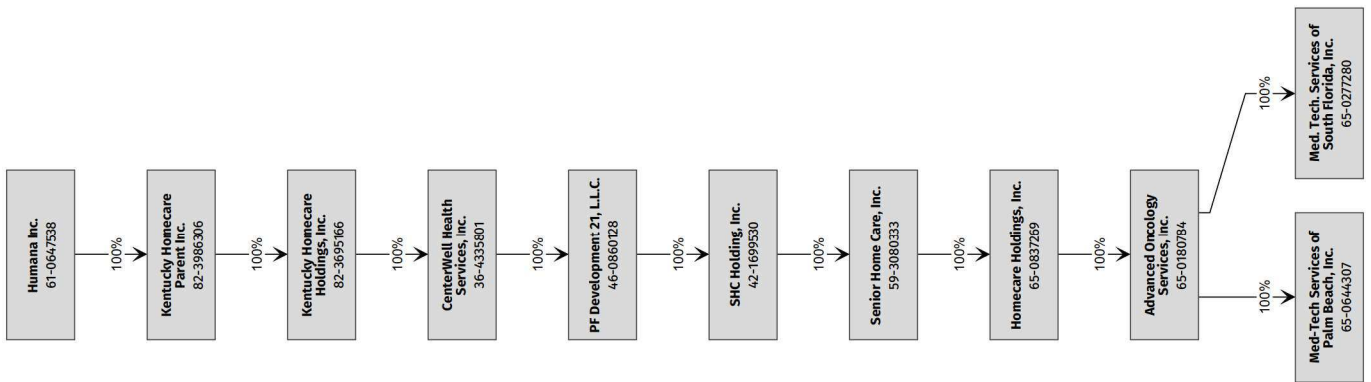




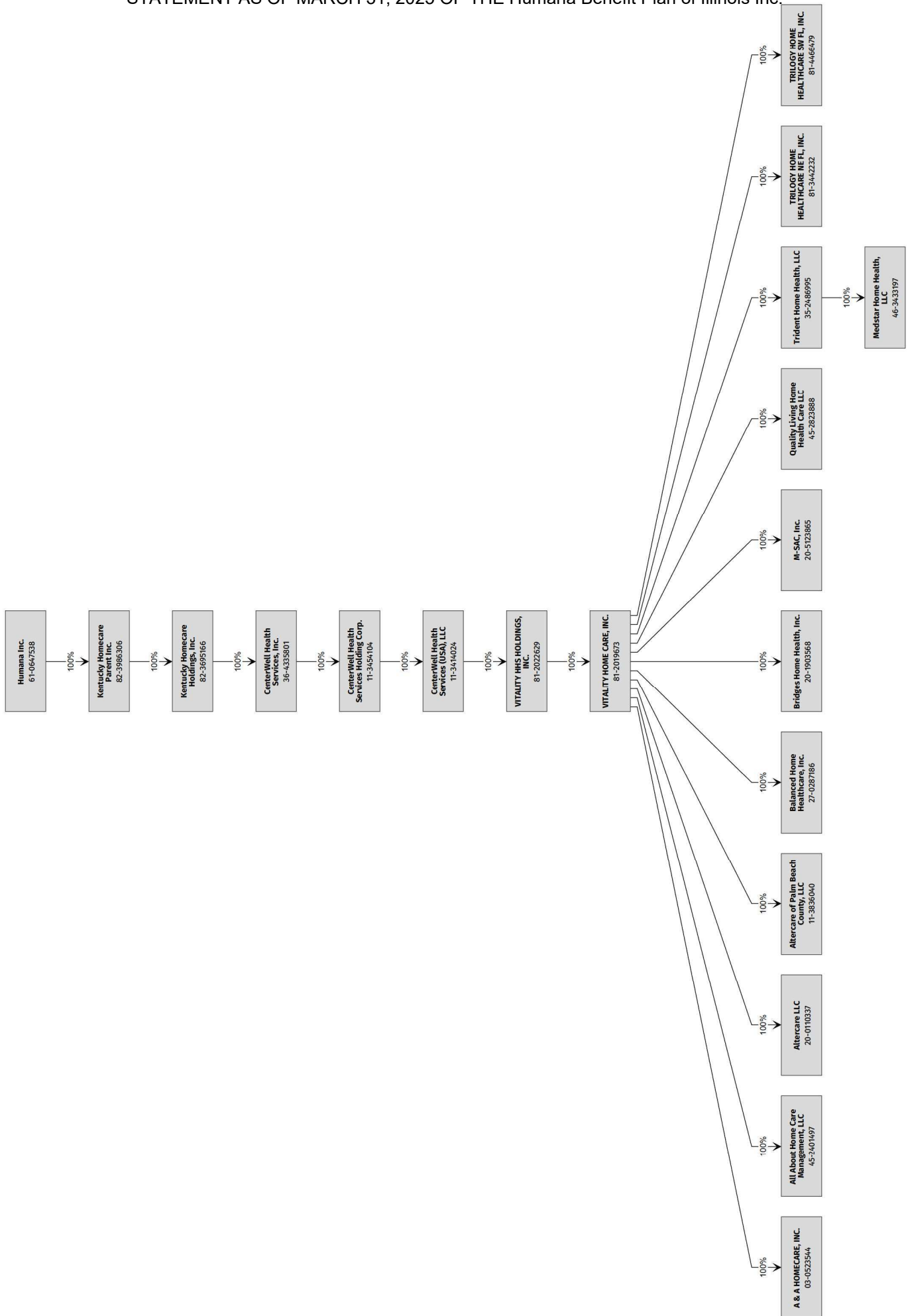
STATEMENT AS OF MARCH 31, 2025 OF THE Humana Benefit Plan of Illinois Inc.







STATEMENT AS OF MARCH 31, 2025 OF THE Humana Benefit Plan of Illinois Inc.



STATEMENT AS OF MARCH 31, 2025 OF THE Humana Benefit Plan of Illinois Inc.

SCHEDULE Y
PART 1A - DETAILS OF INSURANCE HOLDING COMPANY SYSTEM

1	2	3	4	5	6	7	8	9	10	11	12	13	14	15	16
Group Code	Group Name	NAIC Company Code	ID Number	Federal RSSD	CIK	Name of Securities Exchange if Publicly Traded (U.S. or International)	Names of Parent, Subsidiaries Or Affiliates	Domiciliary Location	Relationship to Reporting Entity	Directly Controlled by (Name of Entity/Person)	Type of Control (Ownership, Board, Management, Attorney-in-Fact, Influence, Other)	If Control is Ownership Provide Percentage	Ultimate Controlling Entity(ies)/Person(s)	Is an SCA Filing Required? (Yes/No)	*
.0119	Humana Inc.	12151	20-1001348				Arcadian Health Plan, Inc.	WA	IA	Humana Inc.	Ownership	100.000	Humana Inc.	NO	0
.0119	Humana Inc.	00000	39-1514846				CareNetwork, Inc.	WI	NIA	Humana Inc.	Ownership	100.000	Humana Inc.	NO	0
.0119	Humana Inc.	95092	59-2598550				CarePlus Health Plans, Inc.	FL	IA	Humana Inc.	Ownership	100.000	Humana Inc.	NO	0
.0119	Humana Inc.	95754	62-1579044				Cariten Health Plan Inc.	TN	IA	PHP Companies, Inc.	Ownership	100.000	Humana Inc.	NO	0
.0119	Humana Inc.	00000	35-2608414				CDO 1, LLC	DE	NIA	HJM Provider Holdings, LLC	Ownership	100.000	Humana Inc.	NO	0
.0119	Humana Inc.	00000	32-0545504				CDO 2, LLC	DE	NIA	HJM Provider Holdings, LLC	Ownership	100.000	Humana Inc.	NO	0
.0119	Humana Inc.	95158	61-1279717				CHA HMO, Inc.	KY	IA	Humana Inc.	Ownership	100.000	Humana Inc.	NO	0
.0119	Humana Inc.	52015	59-2531815				CompBenefits Company	FL	IA	Humana Dental Company	Ownership	100.000	Humana Inc.	NO	0
.0119	Humana Inc.	00000	04-3185995				CompBenefits Corporation	DE	NIA	Humana Inc.	Ownership	100.000	Humana Inc.	NO	0
.0119	Humana Inc.	11228	36-3686002				CompBenefits Dental, Inc.	IL	IA	Dental Care Plus Management, Corp.	Ownership	100.000	Humana Inc.	NO	0
.0119	Humana Inc.	00000	58-2228851				CompBenefits Direct, Inc.	DE	NIA	Humana Dental Company	Ownership	100.000	Humana Inc.	NO	0
.0119	Humana Inc.	60984	74-2552026				CompBenefits Insurance Company	TX	IA	Humana Dental Company	Ownership	100.000	Humana Inc.	NO	0
.0119	Humana Inc.	00000	45-3713941				Complex Clinical Management, Inc.	FL	NIA	SeniorBridge Family Companies (FL), Inc.	Ownership	100.000	Humana Inc.	NO	0
.0119	Humana Inc.	00000	42-1575099				Humana Healthcare Research, Inc.	IL	NIA	Humana Inc.	Ownership	100.000	Humana Inc.	NO	0
.0119	Humana Inc.	00000	36-4880828				Conviva Care Solutions, LLC	DE	NIA	Humana Inc.	Ownership	100.000	Humana Inc.	NO	0
.0119	Humana Inc.	15886	75-2043865				Humana Benefit Plan of Texas, Inc.	TX	IA	Humana Inc.	Ownership	100.000	Humana Inc.	NO	0
.0119	Humana Inc.	00000	36-3512545				Dental Care Plus Management, Corp.	IL	NIA	Humana Dental Company	Ownership	100.000	Humana Inc.	NO	0
.0119	Humana Inc.	95161	76-0039628				DentiCare, Inc.	TX	IA	Humana Dental Company	Ownership	100.000	Humana Inc.	NO	0
.0119	Humana Inc.	88595	31-0935772				Empheys Insurance Company	TX	IA	Empheys, Inc.	Ownership	100.000	Humana Inc.	NO	0
.0119	Humana Inc.	00000	61-1237697				Empheys, Inc.	DE	NIA	Humana Inc.	Ownership	100.000	Humana Inc.	NO	0
.0119	Humana Inc.	00000	59-3164234				CenterWell Senior Primary Care (FL), Inc.	FL	NIA	FPG Acquisition Corp.	Ownership	100.000	Humana Inc.	NO	0
.0119	Humana Inc.	00000	81-3802918				FPG Acquisition Corp.	DE	NIA	FPG Acquisition Holdings Corp.	Ownership	100.000	Humana Inc.	NO	0
.0119	Humana Inc.	00000	81-3819187				FPG Acquisition Holdings Corp.	DE	NIA	FPG Holding Company, LLC	Ownership	100.000	Humana Inc.	NO	0
.0119	Humana Inc.	00000	32-0505460				FPG Holding Company, LLC	DE	NIA	Humana Inc.	Ownership	100.000	Humana Inc.	NO	0
.0119	Humana Inc.	00000	45-4685400				FPG Senior Services, LLC	FL	NIA	FPG Acquisition Corp.	Ownership	100.000	Humana Inc.	NO	0
.0119	Humana Inc.	00000	27-1649291				Harris, Rothenberg International Inc.	NY	NIA	Humana Inc.	Ownership	100.000	Humana Inc.	NO	0
.0119	Humana Inc.	00000	61-1223418				Health Value Management, Inc.	DE	NIA	Humana Inc.	Ownership	100.000	Humana Inc.	NO	0
.0119	Humana Inc.	00000	26-3592783				HJM Provider Holdings, LLC	DE	NIA	Humana Inc.	Ownership	100.000	Humana Inc.	NO	0
.0119	Humana Inc.	00000	20-4835394				Humana Active Outlook, Inc.	KY	NIA	Humana Inc.	Ownership	100.000	Humana Inc.	NO	0
.0119	Humana Inc.	00000	65-0274594				Humana At Home 1, Inc.	FL	NIA	Humana Dental Company	Ownership	100.000	Humana Inc.	NO	0
.0119	Humana Inc.	00000	13-4036798				Humana at Home, Inc.	DE	NIA	Humana Inc.	Ownership	100.000	Humana Inc.	NO	0
.0119	Humana Inc.	60052	37-1326199				Humana Benefit Plan of Illinois, Inc.	IL	RE	Humana Inc.	Ownership	100.000	Humana Inc.	NO	0
.0119	Humana Inc.	00000	59-1843760				Humana Dental Company	FL	NIA	CompBenefits Corporation	Ownership	100.000	Humana Inc.	NO	0
.0119	Humana Inc.	95519	58-2209549				Humana Employers Health Plan of Georgia, Inc.	GA	IA	Humana Insurance Company	Ownership	100.000	Humana Inc.	NO	0
.0119	Humana Inc.	00000	61-1241225				Humana Government Business, Inc.	DE	NIA	Humana Inc.	Ownership	100.000	Humana Inc.	NO	0
.0119	Humana Inc.	95642	72-1279235				Humana Health Benefit Plan of Louisiana, Inc.	LA	IA	Humana Insurance Company	Ownership	100.000	Humana Inc.	NO	0
.0119	Humana Inc.	13558	26-2800286				Humana Health Company of New York, Inc.	NY	IA	Humana Inc.	Ownership	100.000	Humana Inc.	NO	0
.0119	Humana Inc.	69671	61-1041514				Humana Health Insurance Company of Florida, Inc.	FL	IA	Humana Inc.	Ownership	100.000	Humana Inc.	NO	0
.0119	Humana Inc.	00000	26-3473328				Humana Health Plan of California, Inc.	CA	IA	Humana Inc.	Ownership	100.000	Humana Inc.	NO	0
.0119	Humana Inc.	95348	31-1154200				Humana Health Plan of Ohio, Inc.	OH	IA	Humana Inc.	Ownership	100.000	Humana Inc.	NO	0
.0119	Humana Inc.	95024	61-0994632				Humana Health Plan of Texas, Inc.	TX	IA	Humana Inc.	Ownership	100.000	Humana Inc.	NO	0
.0119	Humana Inc.	95885	61-1013183				Humana Health Plan, Inc.	KY	IA	Humana Inc.	Ownership	100.000	Humana Inc.	NO	0
.0119	Humana Inc.	95721	66-0406896				Humana Health Plans of Puerto Rico, Inc.	PR	IA	Humana Inc.	Ownership	100.000	Humana Inc.	NO	0
.0119	Humana Inc.	00000	61-0647538		0000049071	NYSE	Humana Inc.	DE	UDP	See Footnote 1	Other	0.000	See Footnote 1	NO	2
.0119	Humana Inc.	00000	61-1343791				Humana Innovation Enterprises, Inc.	DE	NIA	Humana Inc.	Ownership	100.000	Humana Inc.	NO	0
.0119	Humana Inc.	73288	39-1263473				Humana Insurance Company	WI	IA	CareNetwork, Inc.	Ownership	100.000	Humana Inc.	NO	0

STATEMENT AS OF MARCH 31, 2025 OF THE Humana Benefit Plan of Illinois Inc.

SCHEDULE Y
PART 1A - DETAILS OF INSURANCE HOLDING COMPANY SYSTEM

1	2	3	4	5	6	7	8	9	10	11	12	13	14	15	16
Group Code	Group Name	NAIC Company Code	ID Number	Federal RSSD	CIK	Name of Securities Exchange if Publicly Traded (U.S. or International)	Names of Parent, Subsidiaries Or Affiliates	Domiciliary Location	Relationship to Reporting Entity	Directly Controlled by (Name of Entity/Person)	Type of Control (Ownership, Board, Management, Attorney-in-Fact, Influence, Other)	If Control is Ownership Provide Percentage	Ultimate Controlling Entity(ies)/Person(s)	Is an SCA Filing Required? (Yes/No)	*
.0119	Humana Inc.	60219	61-1311685				Humana Insurance Company of Kentucky	..KY	..IA	Humana Insurance Company	Ownership	100.000	Humana Inc.	..NO	..0
.0119	Humana Inc.	12634	20-2888723				Humana Insurance Company of New York	..NY	..IA	Humana Inc.	Ownership	100.000	Humana Inc.	..NO	..0
.0119	Humana Inc.	84603	66-0291866				Humana Insurance of Puerto Rico, Inc.	..PR	..IA	Humana Inc.	Ownership	100.000	Humana Inc.	..NO	..0
.0119	Humana Inc.	00000	20-3364857				Humana MarketPOINT of Puerto Rico, Inc.	..PR	..NIA	Humana Inc.	Ownership	100.000	Humana Inc.	..NO	..0
.0119	Humana Inc.	00000	61-1343508				Humana MarketPOINT, Inc.	..KY	..NIA	Humana Inc.	Ownership	100.000	Humana Inc.	..NO	..0
.0119	Humana Inc.	14224	27-3991410				Humana Medical Plan of Michigan, Inc.	..MI	..IA	Humana Inc.	Ownership	100.000	Humana Inc.	..NO	..0
.0119	Humana Inc.	14462	27-4460531				Humana Medical Plan of Pennsylvania, Inc.	..PA	..IA	Humana Inc.	Ownership	100.000	Humana Inc.	..NO	..0
.0119	Humana Inc.	12908	20-8411422				Humana Medical Plan of Utah, Inc.	..UT	..IA	Humana Inc.	Ownership	100.000	Humana Inc.	..NO	..0
.0119	Humana Inc.	95270	61-1103898				Humana Medical Plan, Inc.	..FL	..IA	Humana Inc.	Ownership	100.000	Humana Inc.	..NO	..0
.0119	Humana Inc.	00000	45-2254346				Humana Pharmacy Solutions, Inc.	..KY	..NIA	Humana Inc.	Ownership	100.000	Humana Inc.	..NO	..0
.0119	Humana Inc.	00000	61-1316926				CenterWell Pharmacy, Inc.	..DE	..NIA	Humana Inc.	Ownership	100.000	Humana Inc.	..NO	..0
.0119	Humana Inc.	12282	20-2036444				Humana Regional Health Plan, Inc.	..AR	..IA	Humana Inc.	Ownership	100.000	Humana Inc.	..NO	..0
.0119	Humana Inc.	00000	26-4522426				Humana WellWorks LLC	..DE	..NIA	Health Value Management, Inc.	Ownership	100.000	Humana Inc.	..NO	..0
.0119	Humana Inc.	95342	39-1525003				Humana Wisconsin Health Organization Insurance Corporation	..WI	..IA	CareNetwork, Inc.	Ownership	100.000	Humana Inc.	..NO	..0
.0119	Humana Inc.	70580	39-0714280				HumanaDental Insurance Company	..WI	..IA	HumanaDental, Inc.	Ownership	100.000	Humana Inc.	..NO	..0
.0119	Humana Inc.	00000	61-1364005				HumanaDental, Inc.	..DE	..NIA	Humana Inc.	Ownership	100.000	Humana Inc.	..NO	..0
.0119	Humana Inc.	00000	27-4535747				Go365, LLC	..DE	..NIA	HumanaWellworks LLC	Ownership	100.000	Humana Inc.	..NO	..0
.0119	Humana Inc.	00000	61-1239538				Humco, Inc.	..KY	..NIA	Humana Inc.	Ownership	100.000	Humana Inc.	..NO	..0
.0119	Humana Inc.	00000	61-1383567				HUM-e-FL, Inc.	..FL	..NIA	Humana Inc.	Ownership	100.000	Humana Inc.	..NO	..0
.0119	Humana Inc.	00000	86-1050795				Hummingbird Coaching Systems LLC	..OH	..NIA	Harris, Rothenberg International Inc.	Ownership	100.000	Humana Inc.	..NO	..0
.0119	Humana Inc.	11695	39-1769093				Independent Care Health Plan	..WI	..IA	CareNetwork, Inc.	Ownership	100.000	Humana Inc.	..NO	..0
.0119	Humana Inc.	00000	61-1232669				Managed Care Indemnity, Inc.	..VT	..IA	Humana Inc.	Ownership	100.000	Humana Inc.	..NO	..0
.0119	Humana Inc.	00000	20-5569675				Conviva Group Holdings, LLC	..DE	..NIA	Metropolitan Health Networks, Inc.	Ownership	100.000	Humana Inc.	..NO	..0
.0119	Humana Inc.	00000	20-5904436				Conviva Medical Center Management, LLC	..DE	..NIA	Conviva Group Holdings, LLC	Ownership	100.000	Humana Inc.	..NO	..0
.0119	Humana Inc.	00000	81-2957926				Conviva Speciality, LLC	..FL	..NIA	Conviva Group Holdings, LLC	Ownership	100.000	Humana Inc.	..NO	..0
.0119	Humana Inc.	00000	65-0879131				METCARE of Florida, Inc.	..FL	..NIA	Conviva Group Holdings, LLC	Ownership	100.000	Humana Inc.	..NO	..0
.0119	Humana Inc.	00000	65-0635728				Metropolitan Health Networks, Inc.	..FL	..NIA	Humana Inc.	Ownership	100.000	Humana Inc.	..NO	..0
.0119	Humana Inc.	00000	62-1552091				PHP Companies, Inc.	..TN	..NIA	Humana Inc.	Ownership	100.000	Humana Inc.	..NO	..0
.0119	Humana Inc.	00000	62-1250945				Preferred Health Partnership, Inc.	..TN	..NIA	PHP Companies, Inc.	Ownership	100.000	Humana Inc.	..NO	..0
.0119	Humana Inc.	00000	20-1724127				Humana Real Estate Company	..KY	..NIA	Humana Inc.	Ownership	100.000	Humana Inc.	..NO	..0
.0119	Humana Inc.	00000	46-1225873				Conviva Health MSO of Texas, Inc.	..DE	..NIA	Conviva Group Holdings, LLC	Ownership	100.000	Humana Inc.	..NO	..0
.0119	Humana Inc.	00000	65-1096853				SeniorBridge Family Companies (FL), Inc.	..FL	..NIA	Humana at Home, Inc.	Ownership	100.000	Humana Inc.	..NO	..0
.0119	Humana Inc.	00000	36-4484443				SeniorBridge Family Companies (NY), Inc.	..NY	..NIA	Humana at Home, Inc.	Ownership	100.000	Humana Inc.	..NO	..0
.0119	Humana Inc.	00000	01-0766084				Humana At Home (San Antonio), Inc.	..TX	..NIA	Humana at Home, Inc.	Ownership	100.000	Humana Inc.	..NO	..0
.0119	Humana Inc.	00000	74-2352809				Humana At Home (San Antonio), Inc.	..TX	..NIA	Humana at Home, Inc.	Ownership	100.000	Humana Inc.	..NO	..0
.0119	Humana Inc.	54739	52-1157181				Texas Dental Plans, Inc.	..TX	..NIA	Humana Dental Company	Ownership	100.000	Humana Inc.	..NO	..0
.0119	Humana Inc.	00000	80-0072760				The Dental Concern, Inc.	..KY	..IA	HumanaDental, Inc.	Ownership	100.000	Humana Inc.	..NO	..0
.0119	Humana Inc.	00000	46-5329373				Humana Digital Health and Analytics Platform Services, Inc.	..DE	..NIA	Humana Inc.	Ownership	100.000	Humana Inc.	..NO	..0
.0119	Humana Inc.	00000	66-0872725				Humana Management Services of Puerto Rico, Inc.	..DE	..NIA	Conviva Group Holdings, LLC	Ownership	100.000	Humana Inc.	..NO	..0
.0119	Humana Inc.	00000	83-3321367				Humana Management Services of Puerto Rico, Inc.	..PR	..NIA	Humana Inc.	Ownership	100.000	Humana Inc.	..NO	..0
.0119	Humana Inc.	00000	35-2640679				North Region Providers, LLC	..DE	..NIA	Humana Government Business, Inc.	Ownership	100.000	Humana Inc.	..NO	..0
.0119	Humana Inc.	00000	37-1910409				Primary Care Holdings II, LLC	..DE	..NIA	Humana Inc.	Ownership	100.000	Humana Inc.	..NO	..0
.0119	Humana Inc.	00000	84-2214810				Transcend Population Health Management II, LLC	..DE	..NIA	Humana Inc.	Ownership	100.000	Humana Inc.	..NO	..0
.0119	Humana Inc.	00000	84-3226630				Edge Health MSO, Inc.	..DE	..NIA	Humana Inc.	Ownership	100.000	Humana Inc.	..NO	..0
.0119	Humana Inc.	00000	11-3391115				Humana Benefit Plan of South Carolina, Inc.	..SC	..IA	Humana Inc.	Ownership	100.000	Humana Inc.	..NO	..0
.0119	Humana Inc.	00000	36-4898224				Alexander Infusion, LLC	..NY	..NIA	Eagle NY Rx, LLC	Ownership	100.000	Humana Inc.	..NO	..0
.0119	Humana Inc.	00000	36-4898224				Eagle NY Rx, LLC	..DE	..NIA	Eagle Rx, Inc.	Ownership	100.000	Humana Inc.	..NO	..0

STATEMENT AS OF MARCH 31, 2025 OF THE Humana Benefit Plan of Illinois Inc.

SCHEDULE Y
PART 1A - DETAILS OF INSURANCE HOLDING COMPANY SYSTEM

1	2	3	4	5	6	7	8	9	10	11	12	13	14	15	16
Group Code	Group Name	NAIC Company Code	ID Number	Federal RSSD	CIK	Name of Securities Exchange if Publicly Traded (U.S. or International)	Names of Parent, Subsidiaries Or Affiliates	Domiciliary Location	Relationship to Reporting Entity	Directly Controlled by (Name of Entity/Person)	Type of Control (Ownership, Board, Management, Attorney-in-Fact, Influence, Other)	If Control is Ownership Provide Percentage	Ultimate Controlling Entity(ies)/Person(s)	Is an SCA Filing Required? (Yes/No)	*
.0119	Humana Inc.	00000	47-1407967				Eagle Rx Holdco, Inc.	DE	NIA	Humana Inc.	Ownership	100.000	Humana Inc.	NO	0
.0119	Humana Inc.	00000	47-1416614				Eagle Rx, Inc.	DE	NIA	Eagle Rx Holdco, Inc.	Ownership	100.000	Humana Inc.	NO	0
.0119	Humana Inc.	00000	23-3068914				Enclara Pharmacia, Inc.	DE	NIA	Eagle Rx, Inc.	Ownership	100.000	Humana Inc.	NO	0
.0119	Humana Inc.	00000	39-1789830				GuidantRx, Inc.	WI	NIA	PBM Holding Company	Ownership	100.000	Humana Inc.	NO	0
.0119	Humana Inc.	00000	61-1340806				PBM Holding Co.	DE	NIA	Eagle Rx, Inc.	Ownership	100.000	Humana Inc.	NO	0
.0119	Humana Inc.	00000	20-2373204				PBM Plus Mail Service Pharmacy, LLC	DE	NIA	PBM Holding Company	Ownership	100.000	Humana Inc.	NO	0
.0119	Humana Inc.	00000	85-3191430				Conviva Care Solutions II, LLC	DE	NIA	Conviva Care Solutions, LLC	Ownership	100.000	Humana Inc.	NO	0
.0119	Humana Inc.	00000	85-3099097				Humana Direct Contracting Entity, Inc.	DE	NIA	Humana Inc.	Ownership	100.000	Humana Inc.	NO	0
.0119	Humana Inc.	00000	85-0858631				CenterWell Care Solutions, Inc.	DE	NIA	Humana Inc.	Ownership	100.000	Humana Inc.	NO	0
.0119	Humana Inc.	00000	87-1493628				Echo Primary Care Holdings, LLC	DE	NIA	Primary Care Holdings II, LLC	Ownership	100.000	Humana Inc.	NO	0
.0119	Humana Inc.	00000	45-2594868				Accredited Home Health of Broward, Inc.	FL	NIA	One Home Health Holdings, LLC	Ownership	100.000	Humana Inc.	NO	0
.0119	Humana Inc.	00000	26-0751512				Amazing Home Health Care, Inc.	FL	NIA	Amazing Home Health Holdings, LLC	Ownership	100.000	Humana Inc.	NO	0
.0119	Humana Inc.	00000	85-3668783				Amazing Home Health Holdings, LLC	DE	NIA	One Home Health Holdings, LLC	Ownership	100.000	Humana Inc.	NO	0
.0119	Humana Inc.	00000	47-4681334				Care Hope Holdings, Inc.	FL	NIA	One Home Health Holdings, LLC	Ownership	100.000	Humana Inc.	NO	0
.0119	Humana Inc.	00000	80-0732207				Care Hope Home Health Agency, Inc.	FL	NIA	Care Hope Holdings, Inc.	Ownership	100.000	Humana Inc.	NO	0
.0119	Humana Inc.	00000	74-2769755				Corpus Christi Home Care, Inc.	TX	NIA	One Home Health Holdings CCTX, LLC	Ownership	100.000	Humana Inc.	NO	0
.0119	Humana Inc.	00000	20-3443369				On the Way Home Care, Inc.	FL	NIA	One Home Health Holdings, LLC	Ownership	100.000	Humana Inc.	NO	0
.0119	Humana Inc.	00000	81-3485437				One Home Health Holdings, LLC	FL	NIA	One Homecare Solutions, LLC	Ownership	100.000	Humana Inc.	NO	0
.0119	Humana Inc.	00000	82-2018741				One Home Health Holdings CCTX, LLC	TX	NIA	One Homecare Solutions, LLC	Ownership	100.000	Humana Inc.	NO	0
.0119	Humana Inc.	00000	46-2894851				One Home Medical Equipment, LLC	FL	NIA	One Homecare Solutions, LLC	Ownership	100.000	Humana Inc.	NO	0
.0119	Humana Inc.	00000	82-3472028				One Home Medical Equipment TX, LLC	TX	NIA	One Homecare Solutions, LLC	Ownership	100.000	Humana Inc.	NO	0
.0119	Humana Inc.	00000	46-3116955				One Nursing Care, LLC	FL	NIA	One Homecare Solutions, LLC	Ownership	100.000	Humana Inc.	NO	0
.0119	Humana Inc.	00000	46-3313080				One Homecare Solutions, LLC	FL	NIA	Humana Inc. - 100%	Ownership	100.000	Humana Inc.	NO	0
.0119	Humana Inc.	00000	46-4176818				One Homecare Systems, LLC	FL	NIA	One Homecare Solutions, LLC	Ownership	100.000	Humana Inc.	NO	0
.0119	Humana Inc.	00000	46-2882412				One Infusion Pharmacy, LLC	FL	NIA	One Homecare Solutions, LLC	Ownership	100.000	Humana Inc.	NO	0
.0119	Humana Inc.	00000	20-4271850				One TPA Systems, Inc.	FL	NIA	One Homecare Solutions, LLC	Ownership	100.000	Humana Inc.	NO	0
.0119	Humana Inc.	00000	72-2695805				Aberdeen Holdings, Inc.	TX	NIA	Integracare Holdings, Inc.	Ownership	100.000	Humana Inc.	NO	0
.0119	Humana Inc.	00000	77-0601595				Able Home Healthcare, Inc.	TX	NIA	Integracare Intermediate Holdings, Inc.	Ownership	100.000	Humana Inc.	NO	0
.0119	Humana Inc.	00000	06-1451363				Access Home Health of Florida, LLC	DE	NIA	Capital Health Management Group, LLC	Ownership	100.000	Humana Inc.	NO	0
.0119	Humana Inc.	00000	65-0180784				Advanced Oncology Services, Inc.	FL	NIA	Homecare Holdings, Inc.	Ownership	100.000	Humana Inc.	NO	0
.0119	Humana Inc.	00000	36-4473376				Alpine Home Health Care, LLC	CO	NIA	Voyager Home Health, Inc.	Ownership	100.000	Humana Inc.	NO	0
.0119	Humana Inc.	00000	11-3306095				American Homecare Management Corp.	DE	NIA	Missouri Home Care of Rolla, Inc.	Ownership	100.000	Humana Inc.	NO	0
.0119	Humana Inc.	00000	94-3247811				Asian American Home Care, Inc.	CA	NIA	Harden Home Health, LLC	Ownership	100.000	Humana Inc.	NO	0
.0119	Humana Inc.	00000	75-1901342				BWB Sunbelt Home Health Services, LLC	TX	NIA	Integracare Intermediate Holdings, Inc.	Ownership	100.000	Humana Inc.	NO	0
.0119	Humana Inc.	00000	30-0711730				California Hospice, LLC	TX	NIA	Harden Hospice, LLC	Ownership	100.000	Humana Inc.	NO	0
.0119	Humana Inc.	00000	56-2102603				Capital Care Resources of South Carolina, LLC	GA	NIA	Capital Health Management Group, LLC	Ownership	100.000	Humana Inc.	NO	0
.0119	Humana Inc.	00000	58-2411159				Capital Care Resources, LLC	GA	NIA	Capital Health Management Group, LLC	Ownership	100.000	Humana Inc.	NO	0
.0119	Humana Inc.	00000	58-2313705				Capital Health Management Group, LLC	GA	NIA	CHMG Acquisition LLC	Ownership	100.000	Humana Inc.	NO	0
.0119	Humana Inc.	00000	03-0387821				Chattahoochee Valley Home Care Services, LLC	GA	NIA	Healthfield, LLC	Ownership	100.000	Humana Inc.	NO	0
.0119	Humana Inc.	00000	34-1994007				Chattahoochee Valley Home Health, LLC	GA	NIA	LLC	Ownership	100.000	Humana Inc.	NO	0
.0119	Humana Inc.	00000	04-3813487				CHMG Acquisition LLC	GA	NIA	Healthfield, LLC	Ownership	100.000	Humana Inc.	NO	0
.0119	Humana Inc.	00000	54-2089073				CHMG of Atlanta, LLC	GA	NIA	Capital Health Management Group, LLC	Ownership	100.000	Humana Inc.	NO	0
.0119	Humana Inc.	00000	54-2089075				CHMG of Griffin, LLC	GA	NIA	Capital Health Management Group, LLC	Ownership	100.000	Humana Inc.	NO	0
.0119	Humana Inc.	00000	56-1590744				Eastern Carolina Home Health Agency, LLC	NC	NIA	Capital Health Management Group, LLC	Ownership	100.000	Humana Inc.	NO	0
.0119	Humana Inc.	00000	55-0750157				First Home Health, Inc.	WV	NIA	Harden Home Health, LLC	Ownership	100.000	Humana Inc.	NO	0
.0119	Humana Inc.	00000	75-2784006				Focus Care Health Resources, Inc.	TX	NIA	Aberdeen Holdings, Inc.	Ownership	100.000	Humana Inc.	NO	0

STATEMENT AS OF MARCH 31, 2025 OF THE Humana Benefit Plan of Illinois Inc.

SCHEDULE Y
PART 1A - DETAILS OF INSURANCE HOLDING COMPANY SYSTEM

1	2	3	4	5	6	7	8	9	10	11	12	13	14	15	16
Group Code	Group Name	NAIC Company Code	ID Number	Federal RSSD	CIK	Name of Securities Exchange if Publicly Traded (U.S. or International)	Names of Parent, Subsidiaries Or Affiliates	Domi-ciliary Location	Relation-ship to Reporting Entity	Directly Controlled by (Name of Entity/Person)	Type of Control (Ownership, Board, Management, Attorney-in-Fact, Influence, Other)	If Control is Ownership Provide Percentage	Ultimate Controlling Entity(ies)/Person(s)	Is an SCA Filing Re-quired? (Yes/No)	*
.0119	Humana Inc.	00000	75-2855493				GBA Holding, Inc.	TX	NIA	Aberdeen Holdings, Inc.	Ownership	100.000	Humana Inc.	NO	0
.0119	Humana Inc.	00000	26-2944774				GBA West, LLC	TX	NIA	Integracare Intermediate Holdings, Inc.	Ownership	100.000	Humana Inc.	NO	0
.0119	Humana Inc.	00000	11-2645333				CenterWell Certified Healthcare Corp. CenterWell Health Services (Certified), Inc.	DE	NIA	CenterWell Health Services Holding Corp.	Ownership	100.000	Humana Inc.	NO	0
.0119	Humana Inc.	00000	11-3454105				CenterWell Health Services (USA) LLC	DE	NIA	CenterWell Health Services Holding Corp.	Ownership	100.000	Humana Inc.	NO	0
.0119	Humana Inc.	00000	11-3414024				CenterWell Health Services Holding Corp.	DE	NIA	CenterWell Health Services, Inc.	Ownership	100.000	Humana Inc.	NO	0
.0119	Humana Inc.	00000	11-3454104				CenterWell Health Services, Inc.	DE	NIA	Kentucky Homecare Holdings, Inc.	Ownership	100.000	Humana Inc.	NO	0
.0119	Humana Inc.	00000	36-4335801				CenterWell Services of New York, Inc.	NY	NIA	CenterWell Health Services Holding Corp.	Ownership	100.000	Humana Inc.	NO	0
.0119	Humana Inc.	00000	11-2802024				Georgia Hospice, LLC	TX	NIA	Harden Hospice, LLC	Ownership	100.000	Humana Inc.	NO	0
.0119	Humana Inc.	00000	27-4251135				Gilbert's Home Health Agency, Inc.	MS	NIA	Home Health Care Affiliates, Inc.	Ownership	100.000	Humana Inc.	NO	0
.0119	Humana Inc.	00000	64-0730826				Harden Clinical Services, LLC	TX	NIA	Harden HC Texas Holdco, LLC	Ownership	100.000	Humana Inc.	NO	0
.0119	Humana Inc.	00000	27-1519643				Harden HC Texas Holdco, LLC	TX	NIA	Harden Healthcare, LLC	Ownership	100.000	Humana Inc.	NO	0
.0119	Humana Inc.	00000	26-1487182				Harden Healthcare Holdings, LLC	DE	NIA	CenterWell Health Services Holding Corp.	Ownership	100.000	Humana Inc.	NO	0
.0119	Humana Inc.	00000	37-1743802				Harden Healthcare, LLC	TX	NIA	Harden Healthcare Holdings, LLC	Ownership	100.000	Humana Inc.	NO	0
.0119	Humana Inc.	00000	74-3024009				Harden Home Health, LLC	DE	NIA	Harden Healthcare, LLC	Ownership	100.000	Humana Inc.	NO	0
.0119	Humana Inc.	00000	65-1299601				Harden Hospice, LLC	TX	NIA	Harden HC Texas Holdco, LLC	Ownership	100.000	Humana Inc.	NO	0
.0119	Humana Inc.	00000	43-2083818				Hawkeye Health Services, Inc.	IA	NIA	Harden Home Health, LLC	Ownership	100.000	Humana Inc.	NO	0
.0119	Humana Inc.	00000	42-1285486				Healthfield Home Health, LLC	GA	NIA	Healthfield, LLC	Ownership	100.000	Humana Inc.	NO	0
.0119	Humana Inc.	00000	58-1947694				Healthfield of Southwest Georgia, LLC	GA	NIA	Healthfield, LLC	Ownership	100.000	Humana Inc.	NO	0
.0119	Humana Inc.	00000	27-0131980				Healthfield of Statesboro, LLC	GA	NIA	Healthfield, LLC	Ownership	100.000	Humana Inc.	NO	0
.0119	Humana Inc.	00000	68-0593590				Healthfield of Tennessee, LLC	GA	NIA	Healthfield, LLC	Ownership	100.000	Humana Inc.	NO	0
.0119	Humana Inc.	00000	01-0831798				Healthfield Operating Group, LLC	DE	NIA	CenterWell Health Services Holding Corp.	Ownership	100.000	Humana Inc.	NO	0
.0119	Humana Inc.	00000	36-4425473				Healthfield, LLC	DE	NIA	Healthfield Operating Group, LLC	Ownership	100.000	Humana Inc.	NO	0
.0119	Humana Inc.	00000	58-1819650				HHS Healthcare Corp.	DE	NIA	Professional Healthcare, LLC	Ownership	100.000	Humana Inc.	NO	0
.0119	Humana Inc.	00000	90-0527683				Home Health Care Affiliates of Central Mississippi, L.L.C.	MS	NIA	CenterWell Certified Healthcare Corp.	Ownership	100.000	Humana Inc.	NO	0
.0119	Humana Inc.	00000	62-1807084				Home Health Care Affiliates of Mississippi, Inc.	MS	NIA	CenterWell Certified Healthcare Corp.	Ownership	100.000	Humana Inc.	NO	0
.0119	Humana Inc.	00000	62-1775256				Home Health Care Affiliates, Inc.	MS	NIA	CenterWell Certified Healthcare Corp.	Ownership	100.000	Humana Inc.	NO	0
.0119	Humana Inc.	00000	74-2737989				Home Health Care of Carteret County, LLC	NC	NIA	Capital Health Management Group, LLC	Ownership	100.000	Humana Inc.	NO	0
.0119	Humana Inc.	00000	56-1556547				Home Health of Rural Texas, Inc.	TX	NIA	Integracare Intermediate Holdings, Inc.	Ownership	100.000	Humana Inc.	NO	0
.0119	Humana Inc.	00000	75-2374091				Home Health Services, Inc.	UT	NIA	HHS Healthcare Corp.	Ownership	100.000	Humana Inc.	NO	0
.0119	Humana Inc.	00000	87-0494759				Homecare Holdings, Inc.	FL	NIA	Senior Home Care, Inc.	Ownership	100.000	Humana Inc.	NO	0
.0119	Humana Inc.	00000	65-0837269				Horizon Health Care Services, Inc.	TX	NIA	Harden Home Health, LLC	Ownership	100.000	Humana Inc.	NO	0
.0119	Humana Inc.	00000	76-0456316				Integracare Holdings, Inc.	DE	NIA	PF Development 9, L.L.C.	Ownership	100.000	Humana Inc.	NO	0
.0119	Humana Inc.	00000	20-8781607				Integracare Home Health Services, Inc.	TX	NIA	Aberdeen Holdings, Inc.	Ownership	100.000	Humana Inc.	NO	0
.0119	Humana Inc.	00000	75-2865632				Integracare Intermediate Holdings, Inc.	DE	NIA	Integracare Holdings, Inc.	Ownership	100.000	Humana Inc.	NO	0
.0119	Humana Inc.	00000	20-8781715				Integracare of Albany, LLC	TX	NIA	Integracare Intermediate Holdings, Inc.	Ownership	100.000	Humana Inc.	NO	0
.0119	Humana Inc.	00000	26-2915050				Integracare of Athens-Home Health, LLC	TX	NIA	Integracare Intermediate Holdings, Inc.	Ownership	100.000	Humana Inc.	NO	0
.0119	Humana Inc.	00000	27-2139332				Integracare of Olney Home Health, LLC	TX	NIA	Integracare Intermediate Holdings, Inc.	Ownership	100.000	Humana Inc.	NO	0
.0119	Humana Inc.	00000	81-0638801				Integracare of Texas, LLC	TX	NIA	Aberdeen Holdings, Inc.	Ownership	100.000	Humana Inc.	NO	0
.0119	Humana Inc.	00000	20-8768235				Integracare of West Texas-Home Health, LLC	TX	NIA	Integracare Intermediate Holdings, Inc.	Ownership	100.000	Humana Inc.	NO	0
.0119	Humana Inc.	00000	27-0686207				Integracare of Wichita Falls, LLC	TX	NIA	Integracare Intermediate Holdings, Inc.	Ownership	100.000	Humana Inc.	NO	0
.0119	Humana Inc.	00000	27-0686266				KAH Development 10, L.L.C.	DE	NIA	CenterWell Health Services, Inc.	Ownership	100.000	Humana Inc.	NO	0
.0119	Humana Inc.	00000	46-3992741				KAH Development 12, L.L.C.	DE	NIA	CenterWell Health Services, Inc.	Ownership	100.000	Humana Inc.	NO	0
.0119	Humana Inc.	00000	46-4002959				KAH Development 14, L.L.C.	DE	NIA	CenterWell Health Services, Inc.	Ownership	100.000	Humana Inc.	NO	0
.0119	Humana Inc.	00000	46-4025157				KAH Development 4, L.L.C.	DE	NIA	CenterWell Health Services, Inc.	Ownership	100.000	Humana Inc.	NO	0
.0119	Humana Inc.	00000	46-3902994				Kentucky Homecare Holdings, Inc.	DE	NIA	Kentucky Homecare Parent Inc.	Ownership	100.000	Humana Inc.	NO	0
.0119	Humana Inc.	00000	82-3695166												

STATEMENT AS OF MARCH 31, 2025 OF THE Humana Benefit Plan of Illinois Inc.

SCHEDULE Y
PART 1A - DETAILS OF INSURANCE HOLDING COMPANY SYSTEM

1	2	3	4	5	6	7	8	9	10	11	12	13	14	15	16
Group Code	Group Name	NAIC Company Code	ID Number	Federal RSSD	CIK	Name of Securities Exchange if Publicly Traded (U.S. or International)	Names of Parent, Subsidiaries Or Affiliates	Domiciliary Location	Relationship to Reporting Entity	Directly Controlled by (Name of Entity/Person)	Type of Control (Ownership, Board, Management, Attorney-in-Fact, Influence, Other)	If Control is Ownership Provide Percentage	Ultimate Controlling Entity(ies)/Person(s)	Is an SCA Filing Required? (Yes/No)	*
.0119	Humana Inc.	00000	82-3986306				Kentucky Homecare Parent Inc.	DE	NIA	Humana Inc.	Ownership	100.000	Humana Inc.	NO	0
.0119	Humana Inc.	00000	26-0717945				CenterWell Home Health Services, LLC	DE	NIA	CenterWell Health Services, Inc.	Ownership	100.000	Humana Inc.	NO	0
.0119	Humana Inc.	00000	26-0717534				KND Development 50, L.L.C.	DE	NIA	CenterWell Health Services, Inc.	Ownership	100.000	Humana Inc.	NO	0
.0119	Humana Inc.	00000	26-3228001				Lighthouse Hospice - Metroplex, LLC	TX	NIA	Harden Hospice, LLC	Ownership	100.000	Humana Inc.	NO	0
.0119	Humana Inc.	00000	06-1787617				Lighthouse Hospice Management, LLC	TX	NIA	Harden Hospice, LLC	Ownership	100.000	Humana Inc.	NO	0
.0119	Humana Inc.	00000	87-0798501				Lighthouse Hospice-San Antonio, LLC	TX	NIA	Harden Hospice, LLC	Ownership	100.000	Humana Inc.	NO	0
.0119	Humana Inc.	00000	65-0277280				Med. Tech. Services of South Florida, Inc.	FL	NIA	Advanced Oncology Services, Inc.	Ownership	100.000	Humana Inc.	NO	0
.0119	Humana Inc.	00000	65-1033439				Med-Tech Services of Dade, Inc.	FL	NIA	Homecare Holdings, Inc.	Ownership	100.000	Humana Inc.	NO	0
.0119	Humana Inc.	00000	65-0644307				Med-Tech Services of Palm Beach, Inc.	FL	NIA	Advanced Oncology Services, Inc.	Ownership	100.000	Humana Inc.	NO	0
.0119	Humana Inc.	00000	82-0559199				Mid-South Home Health Agency, LLC	AL	NIA	Horizon Health Network LLC	Ownership	100.000	Humana Inc.	NO	0
.0119	Humana Inc.	00000	14-1909499				Mid-South Home Health of Gadsden, LLC	GA	NIA	Healthfield, LLC	Ownership	100.000	Humana Inc.	NO	0
.0119	Humana Inc.	00000	63-0772385				Mid-South Home Health, LLC	DE	NIA	Healthfield, LLC	Ownership	100.000	Humana Inc.	NO	0
.0119	Humana Inc.	00000	65-1285069				Missouri Home Care of Rolla, Inc.	MO	NIA	Harden Home Health, LLC	Ownership	100.000	Humana Inc.	NO	0
.0119	Humana Inc.	00000	22-2695367				New York Healthcare Services, Inc.	NY	NIA	CenterWell Health Services Holding Corp.	Ownership	100.000	Humana Inc.	NO	0
.0119	Humana Inc.	00000	55-0633030				Nursing Care-Home Health Agency, Inc.	WV	NIA	First Home Health, Inc.	Ownership	100.000	Humana Inc.	NO	0
							Outreach Health Services of North Texas, LLC	TX	NIA	Integracare Intermediate Holdings, Inc.	Ownership	100.000	Humana Inc.	NO	0
.0119	Humana Inc.	00000	75-2284154				PF Development 10, L.L.C.	DE	NIA	CenterWell Health Services, Inc.	Ownership	100.000	Humana Inc.	NO	0
.0119	Humana Inc.	00000	26-3106949				PF Development 15, L.L.C.	DE	NIA	Kindred Hospice Services, L.L.C.	Ownership	100.000	Humana Inc.	NO	0
.0119	Humana Inc.	00000	26-3107011				PF Development 16, L.L.C.	DE	NIA	CenterWell Health Services, Inc.	Ownership	100.000	Humana Inc.	NO	0
.0119	Humana Inc.	00000	46-0818835				PF Development 21, L.L.C.	DE	NIA	CenterWell Health Services, Inc.	Ownership	100.000	Humana Inc.	NO	0
.0119	Humana Inc.	00000	46-0860128				PF Development 5, L.L.C.	DE	NIA	CenterWell Health Services, Inc.	Ownership	100.000	Humana Inc.	NO	0
.0119	Humana Inc.	00000	26-0718044				PF Development 7, L.L.C.	DE	NIA	CenterWell Health Services, Inc.	Ownership	100.000	Humana Inc.	NO	0
.0119	Humana Inc.	00000	26-3106911				PF Development 9, L.L.C.	DE	NIA	CenterWell Health Services, Inc.	Ownership	100.000	Humana Inc.	NO	0
.0119	Humana Inc.	00000	26-3106934				PHH Acquisition Corp.	DE	NIA	Professional Healthcare, LLC	Ownership	100.000	Humana Inc.	NO	0
.0119	Humana Inc.	00000	75-2378887				PHC Acquisition Corp.	DE	NIA	CenterWell Certified Healthcare Corp.	Ownership	100.000	Humana Inc.	NO	0
							Professional Healthcare at Home, LLC	CA	NIA	99% owned by Professional Healthcare, LLC and 1% owned by PHH Acquisition Corp.	Ownership	100.000	Humana Inc.	NO	0
.0119	Humana Inc.	00000	20-5043143				Professional Healthcare, LLC	DE	NIA	PF Development 10, L.L.C.	Ownership	100.000	Humana Inc.	NO	0
.0119	Humana Inc.	00000	11-2750425				QC-Medi New York, Inc.	NY	NIA	CenterWell Health Services Holding Corp.	Ownership	100.000	Humana Inc.	NO	0
.0119	Humana Inc.	00000	11-2256479				Quality Care - USA, Inc.	NY	NIA	CenterWell Health Services Holding Corp.	Ownership	100.000	Humana Inc.	NO	0
.0119	Humana Inc.	00000	59-3080333				Senior Home Care, Inc.	FL	NIA	SHC Holding, Inc.	Ownership	100.000	Humana Inc.	NO	0
.0119	Humana Inc.	00000	42-1699530				SHC Holding, Inc.	DE	NIA	PF Development 21, L.L.C.	Ownership	100.000	Humana Inc.	NO	0
.0119	Humana Inc.	00000	87-0494757				Southern Nevada Home Health Care, Inc.	NV	NIA	Home Health Services, Inc.	Ownership	100.000	Humana Inc.	NO	0
.0119	Humana Inc.	00000	72-1487473				Synergy Home Care-Acadiana Region, Inc.	LA	NIA	Synergy, Inc.	Ownership	100.000	Humana Inc.	NO	0
.0119	Humana Inc.	00000	20-1376846				Synergy Home Care-Capitol Region, Inc.	LA	NIA	Synergy, Inc.	Ownership	100.000	Humana Inc.	NO	0
.0119	Humana Inc.	00000	36-4516940				Synergy Home Care-Central Region, Inc.	LA	NIA	Synergy, Inc.	Ownership	100.000	Humana Inc.	NO	0
.0119	Humana Inc.	00000	72-1178497				Synergy Home Care-Northeastern Region, Inc.	LA	NIA	Synergy, Inc.	Ownership	100.000	Humana Inc.	NO	0
.0119	Humana Inc.	00000	72-1223659				Synergy Home Care-Northshore Region, Inc.	LA	NIA	Synergy, Inc.	Ownership	100.000	Humana Inc.	NO	0
.0119	Humana Inc.	00000	72-1431394				Synergy Home Care-Northwestern Region, Inc.	LA	NIA	Synergy, Inc.	Ownership	100.000	Humana Inc.	NO	0
.0119	Humana Inc.	00000	72-1429305				Synergy Home Care-Southeastern Region, Inc.	LA	NIA	Synergy, Inc.	Ownership	100.000	Humana Inc.	NO	0
.0119	Humana Inc.	00000	94-3419676				Synergy, Inc.	LA	NIA	SHC Holding, Inc.	Ownership	100.000	Humana Inc.	NO	0
.0119	Humana Inc.	00000	56-1456991				TAR Heel Health Care Services, LLC	NC	NIA	Capital Health Management Group, LLC	Ownership	100.000	Humana Inc.	NO	0
.0119	Humana Inc.	00000	68-0593592				Total Care Home Health of Louisburg, LLC	GA	NIA	Healthfield, LLC	Ownership	100.000	Humana Inc.	NO	0
							Total Care Home Health of North Carolina, LLC	GA	NIA	Healthfield, LLC	Ownership	100.000	Humana Inc.	NO	0
.0119	Humana Inc.	00000	20-0091435				Total Care Home Health of South Carolina, LLC	GA	NIA	Healthfield, LLC	Ownership	100.000	Humana Inc.	NO	0
.0119	Humana Inc.	00000	20-0091422				Van Winkle Home Health Care, Inc.	MS	NIA	Home Health Care Affiliates, Inc.	Ownership	100.000	Humana Inc.	NO	0

STATEMENT AS OF MARCH 31, 2025 OF THE Humana Benefit Plan of Illinois Inc.

SCHEDULE Y
PART 1A - DETAILS OF INSURANCE HOLDING COMPANY SYSTEM

1	2	3	4	5	6	7	8	9	10	11	12	13	14	15	16
Group Code	Group Name	NAIC Company Code	ID Number	Federal RSSD	CIK	Name of Securities Exchange if Publicly Traded (U.S. or International)	Names of Parent, Subsidiaries Or Affiliates	Domiciliary Location	Relationship to Reporting Entity	Directly Controlled by (Name of Entity/Person)	Type of Control (Ownership, Board, Management, Attorney-in-Fact, Influence, Other)	If Control is Ownership Provide Percentage	Ultimate Controlling Entity(ies)/Person(s)	Is an SCA Filing Required? (Yes/No)	*
.0119	Humana Inc.	00000	75-1995143				Vernon Home Health Care Agency, LLC	TX	NIA	Integracare Intermediate Holdings, Inc.	Ownership	100.000	Humana Inc.	NO	0
.0119	Humana Inc.	00000	20-1953497				Voyager Acquisition, Inc.	TX	NIA	Voyager Hospicecare, Inc.	Ownership	100.000	Humana Inc.	NO	0
.0119	Humana Inc.	00000	26-1501792				Voyager Home Health, Inc.	DE	NIA	Voyager Hospicecare, Inc.	Ownership	100.000	Humana Inc.	NO	0
.0119	Humana Inc.	00000	20-1173787				Voyager Hospicecare, Inc.	DE	NIA	Harden Home Health, LLC	Ownership	100.000	Humana Inc.	NO	0
							Wake Forest Baptist Health Care at Home, LLC			60% owned by Total Care Home Health of North Carolina, LLC and 40% owned by Wake Forest University Baptist Medical Center					
.0119	Humana Inc.	00000	46-2300938					NC	NIA		Ownership	100.000	Humana Inc.	NO	0
.0119	Humana Inc.	00000	84-3700467				Elite Health Medical Centers, LLC	FL	NIA	Echo Primary Care Holdings, LLC	Ownership	100.000	Humana Inc.	NO	0
.0119	Humana Inc.	00000	26-3715136				Elite Health Primary Care, LLC	FL	NIA	Echo Primary Care Holdings, LLC	Ownership	100.000	Humana Inc.	NO	0
.0119	Humana Inc.	00000	65-0270114				South Florida Cardiology Associates, LLC	FL	NIA	Echo Primary Care Holdings, LLC	Ownership	100.000	Humana Inc.	NO	0
.0119	Humana Inc.	00000	47-2446186				Trueshire BPO, LLC	FL	NIA	Echo Primary Care Holdings, LLC	Ownership	100.000	Humana Inc.	NO	0
										Echo Primary Care Holdings, LLC - 99%					
.0119	Humana Inc.	00000					Trueshire S.R. L.	DOM	NIA	Primary Care Holdings II, LLC - 1%	Ownership	100.000	Humana Inc.	NO	0
.0119	Humana Inc.	00000	84-5171456				CenterWell Accountable Care, LLC	FL	NIA	Echo Primary Care Holdings, LLC	Ownership	100.000	Humana Inc.	NO	0
.0119	Humana Inc.	00000	87-3584872				One Home Medical Equipment NC, LLC	DE	NIA	One Homecare Solutions, LLC	Ownership	100.000	Humana Inc.	NO	0
.0119	Humana Inc.	00000	87-3611188				One Home Medical Equipment VA, LLC	DE	NIA	One Homecare Solutions, LLC	Ownership	100.000	Humana Inc.	NO	0
.0119	Humana Inc.	00000	87-3832743				One Infusion Pharmacy NC, LLC	DE	NIA	One Homecare Solutions, LLC	Ownership	100.000	Humana Inc.	NO	0
.0119	Humana Inc.	00000	87-3881471				One Infusion Pharmacy VA, LLC	DE	NIA	One Homecare Solutions, LLC	Ownership	100.000	Humana Inc.	NO	0
.0119	Humana Inc.	00000	45-4020797				Amicus Medical Center LLC	FL	NIA	Conviva Medical Center Management, LLC	Ownership	100.000	Humana Inc.	NO	0
.0119	Humana Inc.	00000	27-3974953				Amicus Medical Group, Inc.	FL	NIA	Conviva Medical Center Management, LLC	Ownership	100.000	Humana Inc.	NO	0
.0119	Humana Inc.	00000	27-1085323				Amicus Medical Services Organization, LLC	FL	NIA	Conviva Medical Center Management, LLC	Ownership	100.000	Humana Inc.	NO	0
.0119	Humana Inc.	00000	20-1078045				Hospice Pharmacy Solutions, LLC	DE	NIA	HP Solutions Holdings, LLC	Ownership	100.000	Humana Inc.	NO	0
.0119	Humana Inc.	00000	47-5418599				HP Solutions Holdings, LLC	DE	NIA	Eagle Rx, Inc.	Ownership	100.000	Humana Inc.	NO	0
.0119	Humana Inc.	00000	32-0351697				Outcome Resources, LLC	DE	NIA	Eagle Rx, Inc.	Ownership	100.000	Humana Inc.	NO	0
.0119	Humana Inc.	00000	88-3465849?				Innovative Financial Group Holdings, LLC	NC	NIA	Humana MarketPOINT, Inc.	Ownership	100.000	Humana Inc.	NO	0
.0119	Humana Inc.	00000	83-2232570?				Innovative Financial Partners, LLC	NC	NIA	Innovative Financial Group Holdings, LLC	Ownership	100.000	Humana Inc.	NO	0
.0119	Humana Inc.	00000	84-5189010?				Medicare Planning of America LLC	NC	NIA	Innovative Financial Group Holdings, LLC	Ownership	100.000	Humana Inc.	NO	0
.0119	Humana Inc.	00000	47-4085710?				Rees Financial LLC	NC	NIA	Innovative Financial Group Holdings, LLC	Ownership	100.000	Humana Inc.	NO	0
.0119	Humana Inc.	00000	84-2258899?				The Lead Store LLC	NC	NIA	Innovative Financial Group Holdings, LLC	Ownership	100.000	Humana Inc.	NO	0
.0119	Humana Inc.	00000	82-4202700				Versa Management LLC	NC	NIA	Innovative Financial Group Holdings, LLC	Ownership	100.000	Humana Inc.	NO	0
.0119	Humana Inc.	00000	86-2731153				Prime West JV Holdings, LLC	DE	NIA	Humana Innovation Enterprises, Inc.	Ownership	100.000	Humana Inc.	NO	0
.0119	Humana Inc.	00000	84-4307723				CenterWell IPA Solutions, LLC	MI	NIA	Prime West JV Holdings, LLC	Ownership	100.000	Humana Inc.	NO	0
.0119	Humana Inc.	00000	82-1676284				Prime Accountable Care West, LLC	MI	NIA	CenterWell IPA Solutions, LLC	Ownership	100.000	Humana Inc.	NO	0
.0119	Humana Inc.	00000	03-0523544				A and A Homecare, Inc	FL	NIA	Vitality Home Care, Inc	Ownership	100.000	Humana Inc.	NO	0
.0119	Humana Inc.	00000	45-2401497				All About Home Care Management, LLC	FL	NIA	Vitality Home Care, Inc	Ownership	100.000	Humana Inc.	NO	0
.0119	Humana Inc.	00000	11-3836040				Altercare of Palm Beach County, LLC	FL	NIA	Vitality Home Care, Inc	Ownership	100.000	Humana Inc.	NO	0
.0119	Humana Inc.	00000	20-0110337				Altercare, LLC	FL	NIA	Vitality Home Care, Inc	Ownership	100.000	Humana Inc.	NO	0
.0119	Humana Inc.	00000	20-7287186				Balanced Home Healthcare, Inc.	FL	NIA	Vitality Home Care, Inc	Ownership	100.000	Humana Inc.	NO	0
.0119	Humana Inc.	00000	20-1903568				Bridges Home Health, Inc.	FL	NIA	Vitality Home Care, Inc	Ownership	100.000	Humana Inc.	NO	0
.0119	Humana Inc.	00000	46-3433197				Medstar Home Health, LLC	FL	NIA	Trident Home Health, LLC	Ownership	100.000	Humana Inc.	NO	0
.0119	Humana Inc.	00000	20-5123865				M-SAC, Inc.	FL	NIA	Vitality Home Care, Inc	Ownership	100.000	Humana Inc.	NO	0
.0119	Humana Inc.	00000	45-2823888				Quality Living Home Health Care, LLC	FL	NIA	Vitality Home Care, Inc	Ownership	100.000	Humana Inc.	NO	0
.0119	Humana Inc.	00000	35-2486995				Trident Home Health, LLC	FL	NIA	Vitality Home Care, Inc	Ownership	100.000	Humana Inc.	NO	0
.0119	Humana Inc.	00000	81-4466479				Trilogy Home Health Care SW FL, Inc	DE	NIA	Vitality Home Care, Inc	Ownership	100.000	Humana Inc.	NO	0
.0119	Humana Inc.	00000	81-3442232				Trilogy Home Healthcare NE FL, Inc	DE	NIA	Vitality Home Care, Inc	Ownership	100.000	Humana Inc.	NO	0
.0119	Humana Inc.	00000	81-2022629				Vitality HHS Holdings, Inc	DE	NIA	CenterWell Health Services (USA), LLC	Ownership	100.000	Humana Inc.	NO	0
.0119	Humana Inc.	00000	81-2019673				Vitality Home Care, Inc	DE	NIA	Vitality HHS Holdings, Inc	Ownership	100.000	Humana Inc.	NO	0
.0119	Humana Inc.	00000	82-3311429				Conviva Physician Group, LLC	FL	NIA	Conviva Care Solutions, LLC	Ownership	100.000	Humana Inc.	NO	0
.0119	Humana Inc.	00000	33-2663918				Humana Care Holdings, Inc.?	DE	NIA	Humana Inc.	Ownership	100.000	Humana Inc.	NO	0

STATEMENT AS OF MARCH 31, 2025 OF THE Humana Benefit Plan of Illinois Inc.

SCHEDULE Y
PART 1A - DETAILS OF INSURANCE HOLDING COMPANY SYSTEM

1	2	3	4	5	6	7	8	9	10	11	12	13	14	15	16
Group Code	Group Name	NAIC Company Code	ID Number	Federal RSSD	CIK	Name of Securities Exchange if Publicly Traded (U.S. or International)	Names of Parent, Subsidiaries Or Affiliates	Domiciliary Location	Relationship to Reporting Entity	Directly Controlled by (Name of Entity/Person)	Type of Control (Ownership, Board, Management, Attorney-in-Fact, Influence, Other)	If Control is Ownership Provide Percentage	Ultimate Controlling Entity(ies)/Person(s)	Is an SCA Filing Required? (Yes/No)	*
.0119	Humana Inc.	00000	33-2731074				Care Solutions ACO, LLC	DE	NIA	Humana Care Holdings, Inc.	Ownership	100.000	Humana Inc.	NO	0
.0119	Humana Inc.	00000	33-2023109				Humana Life Insurance Company of New York, Inc.	NY	IA	Humana Inc.	Ownership	100.000	Humana Inc.	NO	0
.0119	Humana Inc.	00000	33-3124105				CenterWell Therapy Services, LLC	DE	NIA	CenterWell Health Services, Inc.	Ownership	100.000	Humana Inc.	NO	0

Asterisk	Explanation
0000001	Humana Inc., a Delaware corporation and ultimate parent company in the holding company system, is a publicly traded company on the New York Stock Exchange and ownership fluctuates daily.

SUPPLEMENTAL EXHIBITS AND SCHEDULES INTERROGATORIES

The following supplemental reports are required to be filed as part of your statement filing. However, in the event that your company does not transact the type of business for which the special report must be filed, your response of NO to the specific interrogatory will be accepted in lieu of filing a "NONE" report and a bar code will be printed below. If the supplement is required of your company but is not being filed for whatever reason enter SEE EXPLANATION and provide an explanation following the interrogatory questions.

	Response
1. Will the Medicare Part D Coverage Supplement be filed with the state of domicile and the NAIC with this statement?	NO

AUGUST FILING

2. Will the regulator-only (non-public) Communication of Internal Control Related Matters Noted in Audit be filed with the state of domicile and electronically with the NAIC (as a regulator-only non-public document) by August 1? The response for 1st and 3rd quarters should be N/A. A NO response resulting with a bar code is only appropriate in the 2nd quarter.	N/A
--	-----

Explanation:

1. This type of business is not written.

Bar Code:

1. Medicare Part D Coverage Supplement [Document Identifier 365]



OVERFLOW PAGE FOR WRITE-INS

NONE

STATEMENT AS OF MARCH 31, 2025 OF THE Humana Benefit Plan of Illinois Inc.

SCHEDULE A - VERIFICATION

Real Estate

	1 Year to Date	2 Prior Year Ended December 31
1. Book/adjusted carrying value, December 31 of prior year		
2. Cost of acquired:		
2.1 Actual cost at time of acquisition		
2.2 Additional investment made after acquisition		
3. Current year change in encumbrances		
4. Total gain (loss) on disposals		
5. Deduct amounts received on disposals		
6. Total foreign exchange change in book/adjusted carrying value		
7. Deduct current year's other than temporary impairment recognized		
8. Deduct current year's depreciation		
9. Book/adjusted carrying value at the end of current period (Lines 1+2+3+4-5+6-7-8)		
10. Deduct total nonadmitted amounts		
11. Statement value at end of current period (Line 9 minus Line 10)		

NONE

SCHEDULE B - VERIFICATION

Mortgage Loans

	1 Year to Date	2 Prior Year Ended December 31
1. Book value/recorded investment excluding accrued interest, December 31 of prior year		
2. Cost of acquired:		
2.1 Actual cost at time of acquisition		
2.2 Additional investment made after acquisition		
3. Capitalized deferred interest and other		
4. Accrual of discount		
5. Unrealized valuation increase/(decrease)		
6. Total gain (loss) on disposals		
7. Deduct amounts received on disposals		
8. Deduct amortization of premium and mortgage interest paid and commitment fees		
9. Total foreign exchange change in book value/recorded investment excluding accrued interest		
10. Deduct current year's other than temporary impairment recognized		
11. Book value/recorded investment excluding accrued interest at end of current period (Lines 1+2+3+4+5+6-7-8+9-10)		
12. Total valuation allowance		
13. Subtotal (Line 11 plus Line 12)		
14. Deduct total nonadmitted amounts		
15. Statement value at end of current period (Line 13 minus Line 14)		

NONE

SCHEDULE BA - VERIFICATION

Other Long-Term Invested Assets

	1 Year to Date	2 Prior Year Ended December 31
1. Book/adjusted carrying value, December 31 of prior year		
2. Cost of acquired:		
2.1 Actual cost at time of acquisition		
2.2 Additional investment made after acquisition		
3. Capitalized deferred interest and other		
4. Accrual of discount		
5. Unrealized valuation increase/(decrease)		
6. Total gain (loss) on disposals		
7. Deduct amounts received on disposals		
8. Deduct amortization of premium, depreciation and proportional amortization		
9. Total foreign exchange change in book/adjusted carrying value		
10. Deduct current year's other than temporary impairment recognized		
11. Book/adjusted carrying value at end of current period (Lines 1+2+3+4+5+6-7-8+9-10)		
12. Deduct total nonadmitted amounts		
13. Statement value at end of current period (Line 11 minus Line 12)		

NONE

SCHEDULE D - VERIFICATION

Bonds and Stocks

	1 Year to Date	2 Prior Year Ended December 31
1. Book/adjusted carrying value of bonds and stocks, December 31 of prior year	1,063,466,068	957,516,166
2. Cost of bonds and stocks acquired	19,125,759	404,476,449
3. Accrual of discount	262,498	1,190,592
4. Unrealized valuation increase/(decrease)	99,229	587,828
5. Total gain (loss) on disposals	353,376	1,918,980
6. Deduct consideration for bonds and stocks disposed of	59,856,821	298,157,502
7. Deduct amortization of premium	757,943	4,066,445
8. Total foreign exchange change in book/adjusted carrying value	0	0
9. Deduct current year's other than temporary impairment recognized	0	0
10. Total investment income recognized as a result of prepayment penalties and/or acceleration fees	0	0
11. Book/adjusted carrying value at end of current period (Lines 1+2+3+4+5-6-7+8-9+10)	1,022,692,167	1,063,466,068
12. Deduct total nonadmitted amounts	0	0
13. Statement value at end of current period (Line 11 minus Line 12)	1,022,692,167	1,063,466,068

STATEMENT AS OF MARCH 31, 2025 OF THE Humana Benefit Plan of Illinois Inc.

SCHEDULE D - PART 1B

Showing the Acquisitions, Dispositions and Non-Trading Activity
During the Current Quarter for all Bonds and Preferred Stock by NAIC Designation

NAIC Designation	1 Book/Adjusted Carrying Value Beginning of Current Quarter	2 Acquisitions During Current Quarter	3 Dispositions During Current Quarter	4 Non-Trading Activity During Current Quarter	5 Book/Adjusted Carrying Value End of First Quarter	6 Book/Adjusted Carrying Value End of Second Quarter	7 Book/Adjusted Carrying Value End of Third Quarter	8 Book/Adjusted Carrying Value December 31 Prior Year
ISSUER CREDIT OBLIGATIONS (ICO)								
1. NAIC 1 (a)	422,546,041	1,802,424,255	1,793,588,473	2,933,101	434,314,925	0	0	422,546,041
2. NAIC 2 (a)	250,941,466	1,073,307,719	1,062,165,000	(954,126)	261,130,059	0	0	250,941,466
3. NAIC 3 (a)	15,524,613	0	4,374,682	582,600	11,732,530	0	0	15,524,613
4. NAIC 4 (a)	2,639,641	0	0	924,653	3,564,294	0	0	2,639,641
5. NAIC 5 (a)	3,386,023	0	0	(910,663)	2,475,359	0	0	3,386,023
6. NAIC 6 (a)	0	0	0	0	0	0	0	0
7. Total ICO	695,037,784	2,875,731,974	2,860,128,155	2,575,565	713,217,168	0	0	695,037,784
ASSET-BACKED SECURITIES (ABS)								
8. NAIC 1	378,414,284	16,539,174	33,258,360	(343,570)	361,351,528	0	0	378,414,284
9. NAIC 2	0	0	0	0	0	0	0	0
10. NAIC 3	0	0	0	0	0	0	0	0
11. NAIC 4	0	0	0	0	0	0	0	0
12. NAIC 5	0	0	0	0	0	0	0	0
13. NAIC 6	0	0	0	0	0	0	0	0
14. Total ABS	378,414,284	16,539,174	33,258,360	(343,570)	361,351,528	0	0	378,414,284
PREFERRED STOCK								
15. NAIC 1	0	0	0	0	0	0	0	0
16. NAIC 2	0	0	0	0	0	0	0	0
17. NAIC 3	0	0	0	0	0	0	0	0
18. NAIC 4	0	0	0	0	0	0	0	0
19. NAIC 5	0	0	0	0	0	0	0	0
20. NAIC 6	0	0	0	0	0	0	0	0
21. Total Preferred Stock	0	0	0	0	0	0	0	0
22. Total ICO, ABS & Preferred Stock	1,073,452,068	2,892,271,148	2,893,386,515	2,231,995	1,074,568,695	0	0	1,073,452,068

(a) Book/Adjusted Carrying Value column for the end of the current reporting period includes the following amount of short-term and cash equivalent bonds by NAIC designation:

NAIC 1 \$ 37,903,011 ; NAIC 2 \$ 13,973,517 ; NAIC 3 \$ 0 ; NAIC 4 \$ 0 ; NAIC 5 \$ 0 ; NAIC 6 \$ 0

S102

SCHEDULE DA - PART 1

Short-Term Investments

	1	2	3	4	5
	Book/Adjusted Carrying Value	Premium	Actual Cost	Interest Collected Year-to-Date	Paid for Accrued Interest Year-to-Date
7709999999 Totals		XX			

NONE

SCHEDULE DA - VERIFICATION

Short-Term Investments

	1	2
	Year To Date	Prior Year Ended December 31
1. Book/adjusted carrying value, December 31 of prior year	0	19,726,044
2. Cost of short-term investments acquired	0	9,988,750
3. Accrual of discount	0	278,326
4. Unrealized valuation increase/(decrease)	0	0
5. Total gain (loss) on disposals	0	6,879
6. Deduct consideration received on disposals	0	30,000,000
7. Deduct amortization of premium	0	0
8. Total foreign exchange change in book/adjusted carrying value	0	0
9. Deduct current year's other than temporary impairment recognized	0	0
10. Book/adjusted carrying value at end of current period (Lines 1+2+3+4+5-6-7+8-9)	0	0
11. Deduct total nonadmitted amounts	0	0
12. Statement value at end of current period (Line 10 minus Line 11)	0	0

Schedule DB - Part A - Verification - Options, Caps, Floors, Collars, Swaps and Forwards

N O N E

Schedule DB - Part B - Verification - Futures Contracts

N O N E

Schedule DB - Part C - Section 1 - Replication (Synthetic Asset) Transactions (RSATs) Open

N O N E

Schedule DB-Part C-Section 2-Reconciliation of Replication (Synthetic Asset) Transactions Open

N O N E

Schedule DB - Verification - Book/Adjusted Carrying Value, Fair Value and Potential Exposure of
Derivatives

N O N E

SCHEDULE E - PART 2 - VERIFICATION

(Cash Equivalents)

	1	2
	Year To Date	Prior Year Ended December 31
1. Book/adjusted carrying value, December 31 of prior year	12,811,156	113,884,079
2. Cost of cash equivalents acquired	3,200,570,099	15,258,175,669
3. Accrual of discount	2,628,210	16,068,652
4. Unrealized valuation increase/(decrease)	0	0
5. Total gain (loss) on disposals	79	5,781
6. Deduct consideration received on disposals	3,160,830,962	15,375,323,027
7. Deduct amortization of premium	0	0
8. Total foreign exchange change in book/adjusted carrying value	0	0
9. Deduct current year's other than temporary impairment recognized	0	0
10. Book/adjusted carrying value at end of current period (Lines 1+2+3+4+5-6-7+8-9)	55,178,582	12,811,156
11. Deduct total nonadmitted amounts	0	0
12. Statement value at end of current period (Line 10 minus Line 11)	55,178,582	12,811,156

Schedule A - Part 2 - Real Estate Acquired and Additions Made

N O N E

Schedule A - Part 3 - Real Estate Disposed

N O N E

Schedule B - Part 2 - Mortgage Loans Acquired and Additions Made

N O N E

Schedule B - Part 3 - Mortgage Loans Disposed, Transferred or Repaid

N O N E

Schedule BA - Part 2 - Other Long-Term Invested Assets Acquired and Additions Made

N O N E

Schedule BA - Part 3 - Other Long-Term Invested Assets Disposed, Transferred or Repaid

N O N E

STATEMENT AS OF MARCH 31, 2025 OF THE Humana Benefit Plan of Illinois Inc.

SCHEDULE D - PART 3

Show All Long-Term Bonds and Stock Acquired During the Current Quarter

1	2	3	4	5	6	7	8	9
CUSIP Identification	Description	Date Acquired	Name of Vendor	Number of Shares of Stock	Actual Cost	Par Value	Paid for Accrued Interest and Dividends	NAIC Designation, NAIC Designation Modifier and SVO Administrative Symbol
91282C-KP-5	UNITED STATES TREASURY	02/27/2025	CHASE/GREENWICH CAP		101,914	100,000	1,533	1.A
0019999999	Subtotal - Issuer Credit Obligations - U.S. Government Obligations (Exempt from RBC)				101,914	100,000	1,533	XXX
842400-JG-9	SOUTHERN CALIFORNIA EDISON CO	01/06/2025	RBC CAPITAL MARKETS		2,484,671	2,490,000	0	1.G FE
0089999999	Subtotal - Issuer Credit Obligations - Corporate Bonds (Unaffiliated)				2,484,671	2,490,000	0	XXX
0489999999	Total - Issuer Credit Obligations (Unaffiliated)				2,586,585	2,590,000	1,533	XXX
0499999999	Total - Issuer Credit Obligations (Affiliated)				0	0	0	XXX
0509999997	Total - Issuer Credit Obligations - Part 3				2,586,585	2,590,000	1,533	XXX
0509999998	Total - Issuer Credit Obligations - Part 5				XXX	XXX	XXX	XXX
0509999999	Total - Issuer Credit Obligations				2,586,585	2,590,000	1,533	XXX
31320U-SD-0	FH SD6816 - RIBS	01/13/2025	CITIGROUP GLOBAL MARKETS INC.		15,994,174	15,999,174	34,665	1.A
1039999999	Subtotal - Asset-Backed Securities - Financial Asset-Backed - Self-Liquidating - Agency Residential Mortgage-Backed Securities - Not/Partially Guaranteed (Not Exempt from RBC)				15,994,174	15,999,174	34,665	XXX
917437-ST-3	UTAH HSG CORP SINGLE FAMILY MTG REV	01/09/2025	Bank of America Securities		545,000	545,000	0	1.C FE
1059999999	Subtotal - Asset-Backed Securities - Financial Asset-Backed - Self-Liquidating - Non-Agency Residential Mortgage-Backed Securities (Unaffiliated)				545,000	545,000	0	XXX
1889999999	Total - Asset-Backed Securities (Unaffiliated)				16,539,174	16,544,174	34,665	XXX
1899999999	Total - Asset-Backed Securities (Affiliated)				0	0	0	XXX
1909999997	Total - Asset-Backed Securities - Part 3				16,539,174	16,544,174	34,665	XXX
1909999998	Total - Asset-Backed Securities - Part 5				XXX	XXX	XXX	XXX
1909999999	Total - Asset-Backed Securities				16,539,174	16,544,174	34,665	XXX
2009999999	Total - Issuer Credit Obligations and Asset-Backed Securities				19,125,759	19,134,174	36,198	XXX
4509999997	Total - Preferred Stocks - Part 3				0	XXX	0	XXX
4509999998	Total - Preferred Stocks - Part 5				XXX	XXX	XXX	XXX
4509999999	Total - Preferred Stocks				0	XXX	0	XXX
5989999997	Total - Common Stocks - Part 3				0	XXX	0	XXX
5989999998	Total - Common Stocks - Part 5				XXX	XXX	XXX	XXX
5989999999	Total - Common Stocks				0	XXX	0	XXX
5999999999	Total - Preferred and Common Stocks				0	XXX	0	XXX
6009999999	Totals				19,125,759	XXX	36,198	XXX

STATEMENT AS OF MARCH 31, 2025 OF THE Humana Benefit Plan of Illinois Inc.

SCHEDULE D - PART 4

Show All Long-Term Bonds and Stock Sold, Redeemed or Otherwise Disposed of During the Current Quarter

1	2	3	4	5	6	7	8	9	Change In Book/Adjusted Carrying Value					15	16	17	18	19	20	21	
									10	11	12	13	14								
CUSIP Identification	Description	Disposal Date	Name of Purchaser	Number of Shares of Stock	Consideration	Par Value	Actual Cost	Prior Year Book/Adjusted Carrying Value	Unrealized Valuation Increase/(Decrease)	Current Year's (Amortization)/Accretion	Current Year's Other Than Temporary Impairment Recognized	Total Change in Book/Adjusted Carrying Value (10 + 11 - 12)	Total Foreign Exchange Change in Book /Adjusted Carrying Value	Book/Adjusted Carrying Value at Disposal Date	Foreign Exchange Gain (Loss) on Disposal	Realized Gain (Loss) on Disposal	Total Gain (Loss) on Disposal	Bond Interest/Stock Dividends Received During Year	Stated Contractual Maturity Date	NAIC Designation, NAIC Designation Modifier and SVO Administrative Symbol	
..912828-ZC-7	UNITED STATES TREASURY	02/28/2025	Maturity		130,000	130,000	131,577	129,980	0	20	0	20	0	130,000	0	0	0	0	02/28/2025	1.A	
..912828-GU-9	UNITED STATES TREASURY	03/31/2025	Maturity		3,000,000	3,000,000	2,982,427	2,997,738	0	2,262	0	2,262	0	3,000,000	0	0	0	58,125	03/31/2025	1.A	
..91282C-LY-5	UNITED STATES TREASURY	03/20/2025	CITADEL SECURITIES LLC		5,022,453	5,000,000	5,010,165	5,009,882	0	(1,064)	0	(1,064)	0	5,008,818	0	13,635	13,635	64,801	11/30/2026	1.A	
..91282C-LZ-2	UNITED STATES TREASURY	03/20/2025	Amherst Pierpont Securities		4,011,398	4,000,000	3,991,258	3,991,327	0	258	0	258	0	3,991,585	0	19,813	19,813	50,316	11/30/2031	1.A	
0019999999. Subtotal - Issuer Credit Obligations - U.S. Government Obligations (Exempt from RBC)					12,163,851	12,130,000	12,115,426	12,128,927	0	1,476	0	1,476	0	12,130,403	0	33,448	33,448	173,242	XXX	XXX	
..650035-7C-6	NEW YORK ST URBAN DEV CORP REV	03/15/2025	Redemption		260,000	260,000	257,200	259,912	0	88	0	88	0	260,000	0	0	0	3,874	03/15/2025	1.B FE	
0059999999. Subtotal - Issuer Credit Obligations - Municipal Bonds - Special Revenues					260,000	260,000	257,200	259,912	0	88	0	88	0	260,000	0	0	0	0	3,874	XXX	XXX
..22550L-2H-3	UBS AG (STAMFORD BRANCH)	02/21/2025	Maturity		3,755,000	3,755,000	3,750,344	3,754,759	0	241	0	241	0	3,755,000	0	0	0	69,468	02/21/2025	1.E FE	
..29250N-BL-8	ENBRIDGE INC	02/14/2025	Maturity		855,000	855,000	854,436	854,977	0	23	0	23	0	855,000	0	0	0	10,688	02/14/2025	2.A FE	
..404119-BR-9	HCA INC	02/01/2025	Maturity		125,000	125,000	125,094	125,186	0	(186)	0	(186)	0	125,000	0	0	0	3,359	02/01/2025	2.C FE	
..49326E-EL-3	KEYCORP	02/24/2025	Redemption		935,000	935,000	935,000	935,000	0	0	0	0	0	935,000	0	0	0	13,460	05/23/2025	2.B FE	
..59217G-EW-5	METROPOLITAN LIFE GLOBAL FUNDING I	03/21/2025	Maturity		2,200,000	2,200,000	2,198,042	2,199,853	0	147	0	147	0	2,200,000	0	0	0	30,800	03/21/2025	1.D FE	
..65339K-BP-4	NEXTERA ENERGY CAPITAL HOLDINGS INC	03/01/2025	Maturity		185,000	185,000	185,463	185,037	0	(37)	0	(37)	0	185,000	0	0	0	5,597	03/01/2025	2.A FE	
..83444M-AG-6	SOLVENTUM CORP	01/01/2025	Maturity		0	0	0	(73)	0	73	0	73	0	0	0	0	0	0	03/23/2034	2.C FE	
..871503-AU-2	GEN DIGITAL INC	02/25/2025	Redemption		4,375,000	4,375,000	4,391,363	4,365,011	9,270	401	0	9,671	0	4,374,682	0	318	318	80,816	04/15/2025	3.C FE	
..95000U-ZK-8	WELLS FARGO & CO	02/11/2025	Redemption		1,425,000	1,425,000	1,425,000	1,425,000	0	0	0	0	0	1,425,000	0	0	0	15,419	02/11/2026	1.E FE	
0089999999. Subtotal - Issuer Credit Obligations - Corporate Bonds (Unaffiliated)					13,855,000	13,855,000	13,875,740	13,844,750	9,270	662	0	9,932	0	13,854,682	0	318	318	229,606	XXX	XXX	
0489999999. Total - Issuer Credit Obligations (Unaffiliated)					26,278,851	26,245,000	26,248,366	26,233,588	9,270	2,226	0	11,497	0	26,245,085	0	33,766	33,766	406,722	XXX	XXX	
0499999999. Total - Issuer Credit Obligations (Affiliated)					0	0	0	0	0	0	0	0	0	0	0	0	0	0	0	XXX	XXX
0509999997. Total - Issuer Credit Obligations - Part 4					26,278,851	26,245,000	26,248,366	26,233,588	9,270	2,226	0	11,497	0	26,245,085	0	33,766	33,766	406,722	XXX	XXX	
0509999998. Total - Issuer Credit Obligations - Part 5					XXX	XXX	XXX	XXX	XXX	XXX	XXX	XXX	XXX	XXX	XXX	XXX	XXX	XXX	XXX	XXX	XXX
0509999999. Total - Issuer Credit Obligations					26,278,851	26,245,000	26,248,366	26,233,588	9,270	2,226	0	11,497	0	26,245,085	0	33,766	33,766	406,722	XXX	XXX	
..3131XX-WIS-6	FH ZM4257 - RMBS	03/01/2025	Direct		45,825	45,825	48,775	50,001	0	(4,175)	0	(4,175)	0	45,825	0	0	0	273	09/01/2047	1.A	
..3132AD-T9-9	FH ZT1476 - RMBS	03/01/2025	Direct		873	873	931	959	0	(86)	0	(86)	0	873	0	0	0	5	02/01/2048	1.A	
..3132DN-4N-2	FH SD0829 - RMBS	03/01/2025	Direct		232,141	232,141	239,460	238,862	0	(6,721)	0	(6,721)	0	232,141	0	0	0	1,118	01/01/2052	1.A	
..3132DN-7K-3	FH SD1798 - RMBS	03/01/2025	Direct		5,080	5,080	5,154	5,151	0	(71)	0	(71)	0	5,080	0	0	0	45	11/01/2052	1.A	
..3132DN-7L-1	FH SD1799 - RMBS	03/01/2025	Direct		14,932	14,932	15,135	15,114	0	(183)	0	(183)	0	14,932	0	0	0	119	11/01/2052	1.A	
..3132DN-E2-5	FH SD1053 - RMBS	03/01/2025	Direct		29,191	29,191	29,323	29,309	0	(118)	0	(118)	0	29,191	0	0	0	164	06/01/2052	1.A	
..3132DN-G5-6	FH SD1120 - RMBS	03/01/2025	Direct		29,994	29,994	30,500	30,518	0	(524)	0	(524)	0	29,994	0	0	0	249	06/01/2052	1.A	
..3132DN-VJ-9	FH SD1517 - RMBS	03/01/2025	Direct		18,843	18,843	18,867	18,861	0	(17)	0	(17)	0	18,843	0	0	0	134	09/01/2052	1.A	
..3132DP-E7-9	FH SD1958 - RMBS	03/01/2025	Direct		7,547	7,547	7,683	7,672	0	(125)	0	(125)	0	7,547	0	0	0	47	11/01/2052	1.A	
..3132DP-KY-3	FH SD2111 - RMBS	03/01/2025	Direct		11,639	11,639	11,325	11,334	0	304	0	304	0	11,639	0	0	0	88	12/01/2052	1.A	
..3132DQ-C6-1	FH SD2793 - RMBS	03/01/2025	Direct		8,353	8,353	8,152	8,161	0	192	0	192	0	8,353	0	0	0	86	03/01/2053	1.A	
..3132DQ-QV-1	FH SD3168 - RMBS	03/01/2025	Direct		14,856	14,856	14,740	14,744	0	112	0	112	0	14,856	0	0	0	104	06/01/2053	1.A	
..3132DU-SD-0																					
..3132DU-SD-0	FH SD6816 - RMBS	03/20/2025	Direct		16,313,219	15,999,174	15,994,174	0	0	(566)	0	(566)	0	15,993,609	0	319,610	319,610	212,294	07/01/2054	1.A	
..3132DU-LA-1	FH SD7521 - RMBS	03/01/2025	Direct		94,812	94,812	101,486	101,458	0	(6,646)	0	(6,646)	0	94,812	0	0	0	385	07/01/2050	1.A	
..3132DU-LC-7	FH SD7523 - RMBS	03/01/2025	Direct		50,783	50,783	54,171	54,171	0	(3,389)	0	(3,389)	0	50,783	0	0	0	209	08/01/2050	1.A	
..3132DU-LV-5	FH SD7540 - RMBS	03/01/2025	Direct		65,321	65,321	68,893	68,864	0	(3,343)	0	(3,343)	0	65,321	0	0	0	267	05/01/2051	1.A	
..3132WH-GW-9	FH Q43812 - RMBS	03/01/2025	Direct		55	55	59	61	0	(6)	0	(6)	0	55	0	0	0	0	09/01/2046	1.A	
..31334Y-P5-0	FH Q42244 - RMBS	03/01/2025	Direct		3,990	3,990	4,235	4,290	0	(300)	0	(300)	0	3,990	0	0	0	19	07/01/2046	1.A	
..3133AG-BN-8	FH Q89045 - RMBS	03/01/2025	Direct		9,449	9,449	9,719	9,697	0	(249)	0	(249)	0	9,449	0	0	0	31	02/01/2051	1.A	
..3133AG-BR-9	FH Q89048 - RMBS	03/01/2025	Direct		80,197	80,197	82,190	82,068	0	(1,871)	0	(1,871)	0	80,197	0	0	0	300	02/01/2051	1.A	
..3133BQ-SW-2	FH QF3561 - RMBS	03/01/2025	Direct		26,094	26,094	26,559	26,571	0	(477)	0	(477)	0	26,094	0	0	0	294	11/01/2052	1.A	
..3133KX-3X-5	FH RA4414 - RMBS	03/01/2025	Direct		94,407	94,407	100,338	100,147	0	(5,740)	0	(5,740)	0	94,407	0	0	0	391	01/01/2051	1.A	
..3133KN-KX-0	FH RA6610 - RMBS	03/01/2025	Direct		287,912	287,912	294,620	294,199	0	(6,288)	0	(6,288)	0	287,912	0	0	0	1,444	01/01/2052	1.A	
..3133KP-YM-4	FH RA7916 - RMBS	03/01/2025	Direct		29,862	29,862	29,083	29,083	0	753	0	753	0	29,862	0	0	0	152	09/01/2052	1.A	
..3133KQ-VZ-6	FH RA8732 - RMBS	03/01/2025	Direct		38,537	38,537	38,363	38,364	0	173	0	173	0	38,537	0	0	0	318	03/01/2053	1.A	
..3133KQ-XY-7	FH RA8795 - RMBS	03/01/2025	Direct		102,288	102,288	104,622	104,408	0	(2,120)	0	(2,120)	0	102,288	0	0	0	1,062	04/01/2053	1.A	
..3136B1-FP-4	FNR 2018-14 PA - CMO/RMBS	03/01/2025	Direct		17,390	17,390	17,635	17,658	0	(268)	0	(268)	0	17,390	0	0	0	80	04/25/2047	1.A	

E05

STATEMENT AS OF MARCH 31, 2025 OF THE Humana Benefit Plan of Illinois Inc.

SCHEDULE D - PART 4

Show All Long-Term Bonds and Stock Sold, Redeemed or Otherwise Disposed of During the Current Quarter

1	2	3	4	5	6	7	8	9	Change In Book/Adjusted Carrying Value				15	16	17	18	19	20	21	
									10	11	12	13								14
CUSIP Identification	Description	Disposal Date	Name of Purchaser	Number of Shares of Stock	Consideration	Par Value	Actual Cost	Prior Year Book/ Adjusted Carrying Value	Unrealized Valuation Increase/ (Decrease)	Current Year's (Amortization)/ Accretion	Current Year's Other Than Temporary Impairment Recognized	Total Change in Book/ Adjusted Carrying Value (10 + 11 - 12)	Total Foreign Exchange Change in Book /Adjusted Carrying Value	Book/ Adjusted Carrying Value at Disposal Date	Foreign Exchange Gain (Loss) on Disposal	Realized Gain (Loss) on Disposal	Total Gain (Loss) on Disposal	Bond Interest/ Stock Dividends Received During Year	Stated Contractual Maturity Date	NAIC Designation, NAIC Designation Modifier and SVO Administrative Symbol
..3137BP-DW-6	FHR 4583 LP - CMO/RMBS	03/01/2025	Direct		2,213	2,213	2,315	2,321	0	(108)	0	(108)	0	2,213	0	0	0	11	07/15/2045	1.A
..3137BS-ZE-6	FHR 4631 GP - CMO/RMBS	03/01/2025	Direct		3,470	3,470	3,716	3,750	0	(280)	0	(280)	0	3,470	0	0	0	21	03/15/2046	1.A
..3140HD-7A-6	FN BK0888 - RMBS	03/01/2025	Direct		20,912	20,912	22,585	24,388	0	(3,476)	0	(3,476)	0	20,912	0	0	0	150	07/01/2048	1.A
..3140J8-UX-9	FN BM4197 - RMBS	03/01/2025	Direct		1,337	1,337	1,418	1,435	0	(98)	0	(98)	0	1,337	0	0	0	6	03/01/2047	1.A
..3140KV-EU-0	FN BQ9146 - RMBS	03/01/2025	Direct		10,383	10,383	10,764	10,732	0	(349)	0	(349)	0	10,383	0	0	0	35	12/01/2050	1.A
..3140KV-F5-4	FN BQ9187 - RMBS	03/01/2025	Direct		19,261	19,261	19,977	19,943	0	(682)	0	(682)	0	19,261	0	0	0	79	01/01/2051	1.A
..3140KV-GN-4	FN BQ9204 - RMBS	03/01/2025	Direct		10,361	10,361	10,746	10,722	0	(361)	0	(361)	0	10,361	0	0	0	34	01/01/2051	1.A
..3140KY-SP-2	FN BR0525 - RMBS	03/01/2025	Direct		6,234	6,234	6,491	6,470	0	(236)	0	(236)	0	6,234	0	0	0	20	12/01/2050	1.A
..3140LO-C8-8	FN BR1894 - RMBS	03/01/2025	Direct		15,987	15,987	16,595	16,533	0	(546)	0	(546)	0	15,987	0	0	0	53	01/01/2051	1.A
..3140LO-D4-6	FN BR1922 - RMBS	03/01/2025	Direct		15,303	15,303	15,901	15,901	0	(560)	0	(560)	0	15,303	0	0	0	38	01/01/2051	1.A
..3140LO-DR-5	FN BR1911 - RMBS	03/01/2025	Direct		29,920	29,920	31,028	30,938	0	(1,018)	0	(1,018)	0	29,920	0	0	0	100	01/01/2051	1.A
..3140MR-DN-6	FN BW0780 - RMBS	03/01/2025	Direct		36,046	36,046	36,491	36,491	0	(438)	0	(438)	0	36,046	0	0	0	293	08/01/2052	1.A
..3140N3-A5-8	FN BW9927 - RMBS	03/01/2025	Direct		20,414	20,414	20,688	20,671	0	(257)	0	(257)	0	20,414	0	0	0	223	10/01/2052	1.A
..3140O9-4Z-3	FN CA2639 - RMBS	03/01/2025	Direct		8,565	8,565	8,428	8,432	0	134	0	134	0	8,565	0	0	0	52	11/01/2048	1.A
..3140QE-AP-7	FN CA6313 - RMBS	03/01/2025	Direct		25,163	25,163	26,870	27,184	0	(2,021)	0	(2,021)	0	25,163	0	0	0	139	07/01/2050	1.A
..3140QE-DX-7	FN CA6417 - RMBS	03/01/2025	Direct		1,114	1,114	1,191	1,201	0	(88)	0	(88)	0	1,114	0	0	0	6	07/01/2050	1.A
..3140QE-KY-7	FN CA6610 - RMBS	03/01/2025	Direct		1,719	1,719	1,838	1,861	0	(141)	0	(141)	0	1,719	0	0	0	10	08/01/2050	1.A
..3140QE-VJ-5	FN CA7012 - RMBS	03/01/2025	Direct		69,345	69,345	71,122	71,036	0	(1,691)	0	(1,691)	0	69,345	0	0	0	221	09/01/2050	1.A
..3140QF-4E-6	FN CA8020 - RMBS	03/01/2025	Direct		54,711	54,711	58,079	58,079	0	(3,128)	0	(3,128)	0	54,711	0	0	0	215	12/01/2050	1.A
..3140QG-3C-9	FN CA8894 - RMBS	03/01/2025	Direct		67,552	67,552	72,133	71,785	0	(4,234)	0	(4,234)	0	67,552	0	0	0	252	02/01/2051	1.A
..3140QG-U4-7	FN CA8702 - RMBS	03/01/2025	Direct		270,971	270,971	289,473	284,620	0	(13,649)	0	(13,649)	0	270,971	0	0	0	1,178	01/01/2036	1.A
..3140QL-MY-9	FN CB1274 - RMBS	03/01/2025	Direct		47,846	47,846	49,999	49,812	0	(1,966)	0	(1,966)	0	47,846	0	0	0	189	08/01/2051	1.A
..3140QM-ST-7	FN CB2657 - RMBS	03/01/2025	Direct		15,098	15,098	15,405	15,375	0	(277)	0	(277)	0	15,098	0	0	0	69	01/01/2052	1.A
..3140QM-VP-6	FN CB2421 - RMBS	03/01/2025	Direct		138,379	138,379	145,957	145,274	0	(6,895)	0	(6,895)	0	138,379	0	0	0	818	12/01/2051	1.A
..3140QP-BG-1	FN CB3638 - RMBS	03/01/2025	Direct		58,720	58,720	59,674	59,662	0	(942)	0	(942)	0	58,720	0	0	0	328	05/01/2052	1.A
..3140QP-ZB-6	FN CB4337 - RMBS	03/01/2025	Direct		50,789	50,789	51,726	51,668	0	(879)	0	(879)	0	50,789	0	0	0	397	08/01/2052	1.A
..3140QP-ZE-0	FN CB4340 - RMBS	03/01/2025	Direct		23,078	23,078	23,172	23,159	0	(80)	0	(80)	0	23,078	0	0	0	213	08/01/2052	1.A
..3140QQ-GA-7	FN CB4692 - RMBS	03/01/2025	Direct		42,193	42,193	43,182	43,111	0	(917)	0	(917)	0	42,193	0	0	0	336	09/01/2052	1.A
..3140QQ-UM-5	FN CB5087 - RMBS	03/01/2025	Direct		5,318	5,318	5,427	5,417	0	(99)	0	(99)	0	5,318	0	0	0	50	11/01/2052	1.A
..3140QV-RN-6	FN CB9492 - RMBS	03/01/2025	Direct		285,652	285,652	286,344	286,338	0	(687)	0	(687)	0	285,652	0	0	0	1,960	11/01/2054	1.A
..3140X4-DF-0	FN FM1001 - RMBS	03/01/2025	Direct		995	995	1,061	1,091	0	(96)	0	(96)	0	995	0	0	0	6	11/01/2048	1.A
..3140X6-UC-3	FN FM3278 - RMBS	03/01/2025	Direct		775	775	827	850	0	(74)	0	(74)	0	775	0	0	0	5	11/01/2048	1.A
..3140X8-3F-2	FN FMS297 - RMBS	03/01/2025	Direct		526	526	562	571	0	(45)	0	(45)	0	526	0	0	0	3	11/01/2050	1.A
..3140X8-G6-8	FN FM4720 - RMBS	03/01/2025	Direct		36,049	36,049	38,517	38,910	0	(2,860)	0	(2,860)	0	36,049	0	0	0	166	10/01/2050	1.A
..3140X8-UU-9	FN FMS094 - RMBS	03/01/2025	Direct		19,509	19,509	20,811	21,382	0	(1,872)	0	(1,872)	0	19,509	0	0	0	107	06/01/2049	1.A
..3140X8-WR-4	FN FMS155 - RMBS	03/01/2025	Direct		17,697	17,697	18,391	18,310	0	(614)	0	(614)	0	17,697	0	0	0	48	12/01/2050	1.A
..3140X8-Y6-8	FN FMS232 - RMBS	03/01/2025	Direct		500	500	534	540	0	(41)	0	(41)	0	500	0	0	0	2	06/01/2050	1.A
..3140X8-Y7-6	FN FMS233 - RMBS	03/01/2025	Direct		14,850	14,850	15,825	15,813	0	(963)	0	(963)	0	14,850	0	0	0	74	11/01/2050	1.A
..3140X8-YK-7	FN FMS213 - RMBS	03/01/2025	Direct		31,008	31,008	32,274	32,185	0	(1,177)	0	(1,177)	0	31,008	0	0	0	77	12/01/2050	1.A
..3140X9-JB-2	FN FMS657 - RMBS	03/01/2025	Direct		266	266	284	284	0	(21)	0	(21)	0	266	0	0	0	1	12/01/2050	1.A
..3140X9-JK-2	FN FMS665 - RMBS	03/01/2025	Direct		1,112	1,112	1,186	1,214	0	(102)	0	(102)	0	1,112	0	0	0	7	08/01/2048	1.A
..3140X9-TY-1	FN FMS966 - RMBS	03/01/2025	Direct		24,463	24,463	25,036	24,984	0	(521)	0	(521)	0	24,463	0	0	0	72	02/01/2051	1.A
..3140XB-X7-0	FN FM7901 - RMBS	03/01/2025	Direct		48,985	48,985	51,273	51,007	0	(2,022)	0	(2,022)	0	48,985	0	0	0	179	07/01/2051	1.A
..3140XC-4Z-8	FN FMS939 - RMBS	03/01/2025	Direct		65,223	65,223	65,839	65,769	0	(546)	0	(546)	0	65,223	0	0	0	269	10/01/2051	1.A
..3140XD-2J-4	FN FMS776 - RMBS	03/01/2025	Direct		341,470	341,470	350,647	350,211	0	(8,741)	0	(8,741)	0	341,470	0	0	0	1,631	11/01/2051	1.A
..3140XF-LL-3	FN FS0330 - RMBS	03/01/2025	Direct		167,314	167,314	172,987	172,518	0	(5,203)	0	(5,203)	0	167,314	0	0	0	826	01/01/2052	1.A
..3140XG-CH-0	FN FS0971 - RMBS	03/01/2025	Direct		36,701	36,701	36,908	36,908	0	(192)	0	(192)	0	36,701	0	0	0	208	01/01/2052	1.A
..3140XG-MS-5	FN FS1268 - RMBS	03/01/2025	Direct		20,584	20,584	19,872	19,871	0	713	0	713	0	20,584	0	0	0	138	04/01/2052	1.A
..3140XG-WM-7	FN FS1551 - RMBS	03/01/2025	Direct		39,285	39,285	39,579	39,553	0	(268)	0	(268)	0	39,285	0	0	0	242	03/01/2050	1.A
..3140XH-3U-9	FN FS2610 - RMBS	03/01/2025	Direct		25,761	25,761	26,159	26,144	0	(383)	0	(383)	0	25,761	0	0	0	219	08/01/2052	1.A
..3140XH-6Y-8	FN FS2686 - RMBS	03/01/2025	Direct		56,744	56,744	57,152	57,175	0	(431)	0	(431)	0	56,744	0	0	0	421	08/01/2052	1.A
..3140XJ-LC-5	FN FS3022 - RMBS	03/01/2025	Direct		14,230	14,230	13,830	13,848	0	382	0	382	0	14,230	0	0	0	99	10/01/2052	1.A
..3140XJ-OG-1	FN FS3154 - RMBS	03/01/2025	Direct		47,564	47,564	46,984	47,006	0	558	0	558	0	47,564	0	0	0	390	07/01/2052	1.A
..3140XJ-WK-5	FN FS3349 - RMBS	03/01/2025	Direct		56,															

STATEMENT AS OF MARCH 31, 2025 OF THE Humana Benefit Plan of Illinois Inc.

SCHEDULE D - PART 4

Show All Long-Term Bonds and Stock Sold, Redeemed or Otherwise Disposed of During the Current Quarter

1	2	3	4	5	6	7	8	9	Change In Book/Adjusted Carrying Value				15	16	17	18	19	20	21		
									10	11	12	13								14	
CUSIP Identification	Description	Disposal Date	Name of Purchaser	Number of Shares of Stock	Consideration	Par Value	Actual Cost	Prior Year Book/Adjusted Carrying Value	Unrealized Valuation Increase/(Decrease)	Current Year's (Amortization)/Accretion	Current Year's Other Than Temporary Impairment Recognized	Total Change in Book/Adjusted Carrying Value (10 + 11 - 12)	Total Foreign Exchange Change in Book /Adjusted Carrying Value	Book/Adjusted Carrying Value at Disposal Date	Foreign Exchange Gain (Loss) on Disposal	Realized Gain (Loss) on Disposal	Total Gain (Loss) on Disposal	Bond Interest/Stock Dividends Received During Year	Stated Contractual Maturity Date	NAIC Designation, NAIC Designation Modifier and SVO Administrative Symbol	
..3140XJ-YR-8	FN FS3419 - RMBS	03/01/2025	Direct		146,876	146,876	150,571	150,442	0	(3,566)	0	(3,566)	0	146,876	0	0	0	1,395	12/01/2052	1.A	
..31410L-XE-7	FN 890877 - RMBS	03/01/2025	Direct		2,784	2,784	2,969	3,046	0	(262)	0	(262)	0	2,784	0	0	0	13	07/01/2048	1.A	
..31418C-MG-6	FN MA3058 - RMBS	03/01/2025	Direct		51,194	51,194	55,340	57,575	0	(6,381)	0	(6,381)	0	51,194	0	0	0	325	07/01/2047	1.A	
..31418C-U7-7	FN MA3305 - RMBS	03/01/2025	Direct		2,195	2,195	2,341	2,408	0	(213)	0	(213)	0	2,195	0	0	0	13	03/01/2048	1.A	
..31418C-V2-7	FN MA3332 - RMBS	03/01/2025	Direct		2,819	2,819	3,006	3,098	0	(280)	0	(280)	0	2,819	0	0	0	15	04/01/2048	1.A	
..31418D-HL-9	FN MA3834 - RMBS	03/01/2025	Direct		14,303	14,303	14,945	15,332	0	(1,029)	0	(1,029)	0	14,303	0	0	0	70	11/01/2049	1.A	
..31418E-U9-9	FN MAS107 - RMBS	03/01/2025	Direct		475,709	475,709	476,303	476,303	0	(598)	0	(598)	0	475,709	0	0	0	4,161	08/01/2053	1.A	
..35563P-GG-8	SCRT 2018-3 MA - CMO/RMBS	03/01/2025	Direct		28,706	28,706	28,551	28,593	0	113	0	113	0	28,706	0	0	0	169	08/27/2057	1.A	
..35563P-JF-7	SCRT 2019-1 MA - CMO/RMBS	03/01/2025	Direct		29,634	29,634	29,804	29,813	0	(179)	0	(179)	0	29,634	0	0	0	154	07/25/2058	1.A	
..35563P-KG-3	SCRT 2019-2 MA - CMO/RMBS	03/01/2025	Direct		10,233	10,233	10,390	10,312	0	(80)	0	(80)	0	10,233	0	0	0	60	08/26/2058	1.A	
..35563P-LH-0	SCRT 2019-3 MA - CMO/RMBS	03/01/2025	Direct		18,411	18,411	19,245	18,899	0	(488)	0	(488)	0	18,411	0	0	0	105	10/25/2058	1.A	
..35563P-ML-0	SCRT 2019-4 MA - CMO/RMBS	03/01/2025	Direct		35,037	35,037	35,805	35,490	0	(453)	0	(453)	0	35,037	0	0	0	177	02/25/2059	1.A	
1039999999. Subtotal - Asset-Backed Securities - Financial Asset-Backed - Self-Liquidating - Agency Residential Mortgage-Backed Securities - Not/Partially Guaranteed (Not Exempt from RBC)					20,877,939	20,563,894	20,686,306	4,688,617	0	(124,463)	0	(124,463)	0	20,568,328	0	319,610	319,610	239,452	XXX	XXX	
..16159H-AD-9	CHASE 2024-3 A4 - RMBS	03/01/2025	Direct		146,744	146,744	145,801	145,866	0	878	0	878	0	146,744	0	0	0	1,526	02/25/2055	1.A FE	
..16159X-AB-8	CHASE 2024-8 A3 - RMBS	03/01/2025	Direct		491,445	491,445	491,752	491,746	0	(301)	0	(301)	0	491,445	0	0	0	4,898	08/25/2055	1.A FE	
..17329M-CL-1	CMLT1 21J2 A7A - CMO/RMBS	03/01/2025	Direct		2,352	2,352	2,401	2,394	0	(42)	0	(42)	0	2,352	0	0	0	10	07/25/2051	1.A FE	
..33852F-AE-6	FSMT 2021-4 A5 - CMO/RMBS	03/01/2025	Direct		110,012	110,012	112,797	112,201	0	(2,189)	0	(2,189)	0	110,012	0	0	0	355	06/26/2051	1.A FE	
..33852H-AB-8	FSMT 2021-81NV A3 - CMO/RMBS	03/01/2025	Direct		3,616	3,616	3,676	3,671	0	(55)	0	(55)	0	3,616	0	0	0	15	09/25/2051	1.A FE	
..33852J-AE-8	FSMT 217 A5 - CMO/RMBS	03/01/2025	Direct		26,738	26,738	27,289	27,183	0	(445)	0	(445)	0	26,738	0	0	0	108	08/25/2051	1.A FE	
..36262L-AJ-9	GSMS 2021-PJ6 A8 - CMO/RMBS	03/01/2025	Direct		17,531	17,531	17,955	17,863	0	(333)	0	(333)	0	17,531	0	0	0	79	11/27/2051	1.A FE	
..36262J-AJ-5	GSMS 21PJ8 A8 - CMO/RMBS	03/01/2025	Direct		32,049	32,049	32,795	32,664	0	(615)	0	(615)	0	32,049	0	0	0	120	01/25/2052	1.A FE	
..36263C-AH-2	GSMS 2021-PJ9 A8 - CMO/RMBS	03/01/2025	Direct		11,763	11,763	12,020	11,976	0	(213)	0	(213)	0	11,763	0	0	0	45	02/26/2052	1.A FE	
..36264D-AB-2	GSMS 2021-PJ2 A2 - CMO/RMBS	03/01/2025	Direct		18,431	18,431	19,227	19,159	0	(728)	0	(728)	0	18,431	0	0	0	62	07/25/2051	1.A FE	
..36264R-BH-7	GSMS 22PJ4 A24 - CMO/RMBS	03/01/2025	Direct		16,697	16,697	15,784	15,904	0	793	0	793	0	16,697	0	0	0	31	09/25/2052	1.A FE	
..36267T-AG-3	GSMS 23PJ1 A4 - CMO/RMBS	03/01/2025	Direct		74,155	74,155	68,024	68,071	0	6,084	0	6,084	0	74,155	0	0	0	410	02/25/2053	1.A FE	
..46592N-AC-0	JPMIT 217 A3 - CMO/RMBS	03/01/2025	Direct		36,651	36,651	37,264	37,188	0	(537)	0	(537)	0	36,651	0	0	0	143	11/27/2051	1.A FE	
..46653P-AC-1	JPMIT 216 A3 - RMBS	03/01/2025	Direct		19,931	19,931	20,271	20,228	0	(296)	0	(296)	0	19,931	0	0	0	80	10/25/2051	1.A FE	
..46654A-AF-6	JPMIT 2110 A4 - CMO/RMBS	03/01/2025	Direct		8,033	8,033	8,229	8,191	0	(159)	0	(159)	0	8,033	0	0	0	33	12/26/2051	1.A FE	
..46654H-AH-4	JPMIT 221 A4 - CMO/RMBS	03/01/2025	Direct		32,807	32,807	32,510	32,628	0	180	0	180	0	32,807	0	0	0	134	07/25/2052	1.A FE	
..46655L-AE-4	JPMIT 22LTV2 A3 - RMBS	03/01/2025	Direct		14,251	14,251	12,035	12,202	0	2,049	0	2,049	0	14,251	0	0	0	97	09/25/2052	1.A FE	
..58549R-AJ-5	MELLO 21MTG3 A9 - CMO/RMBS	03/01/2025	Direct		3,827	3,827	3,910	3,891	0	(63)	0	(63)	0	3,827	0	0	0	19	07/25/2051	1.A FE	
..61772C-AH-4	MSRM 2021-3 A4 - CMO/RMBS	03/01/2025	Direct		18,505	18,505	18,887	18,814	0	(309)	0	(309)	0	18,505	0	0	0	67	06/26/2051	1.A FE	
..61772M-AH-2	MSRM 2021-4 A4 - CMO/RMBS	03/01/2025	Direct		11,183	11,183	11,480	11,429	0	(247)	0	(247)	0	11,183	0	0	0	61	07/25/2051	1.A FE	
..73015B-AC-9	PMTLT 241NV1 A3 - RMBS	03/01/2025	Direct		67,258	67,258	66,071	66,096	0	1,162	0	1,162	0	67,258	0	0	0	610	10/25/2059	1.A FE	
..74389B-AA-9	PFMT 2024-1 A1 - RMBS	03/01/2025	Direct		148,507	148,507	145,305	145,407	0	3,100	0	3,100	0	148,507	0	0	0	1,314	12/28/2054	1.A FE	
..74393R-AE-4	RCKT 212 A5 - CMO/RMBS	03/01/2025	Direct		21,338	21,338	21,785	21,710	0	(372)	0	(372)	0	21,338	0	0	0	95	06/26/2051	1.A FE	
..74939R-AE-6	RCKT 2021-6 A5 - CMO/RMBS	03/01/2025	Direct		69,044	69,044	61,762	61,828	0	7,216	0	7,216	0	69,044	0	0	0	166	12/26/2051	1.A FE	
..749425-AB-0	RCKT 241NV2 A2 - RMBS	03/01/2025	Direct		159,732	159,732	160,181	160,134	0	(402)	0	(402)	0	159,732	0	0	0	1,526	09/25/2054	1.A FE	
..816939-AB-8	SEMT 2024-INV1 A2 - RMBS	03/01/2025	Direct		45,201	45,201	45,123	45,122	0	79	0	79	0	45,201	0	0	0	574	10/26/2054	1.A FE	
..81747K-AA-1	SEMT 2021-1 A1 - CMO/RMBS	03/01/2025	Direct		38,077	38,077	39,690	39,573	0	(1,496)	0	(1,496)	0	38,077	0	0	0	130	03/27/2051	1.A FE	
1059999999. Subtotal - Asset-Backed Securities - Financial Asset-Backed - Self-Liquidating - Non-Agency Residential Mortgage-Backed Securities (Unaffiliated)					1,645,877	1,645,877	1,634,021	1,633,140	0	12,738	0	12,738	0	1,645,877	0	0	0	12,707	XXX	XXX	
..05610H-AA-1	BX 22LP2 A - CMBS	02/15/2025	Direct		285,564	285,564	284,344	285,648	0	(84)	0	(84)	0	285,564	0	0	0	1,556	02/15/2039	1.A FE	
..12634N-AT-5	CSAIL 2015-C2 A4 - CMBS	03/01/2025	Direct		559,598	559,598	576,385	559,350	0	248	0	248	0	559,598	0	0	0	2,633	06/15/2057	1.A FE	
..23306G-AA-5	DBGS 2018-B10D A - CMBS	02/15/2025	Direct		1,361,546	1,361,546	1,360,125	1,373,709	0	(12,163)	0	(12,163)	0	1,361,546	0	0	0	12,781	05/15/2035	1.A FE	
..30298L-AE-1	FRESB 2019-SB65 A1H - CMBS	03/01/2025	Direct		1,218	1,218	1,223	1,312	0	(94)	0	(94)	0	1,218	0	0	0	5	05/25/2039	1.D FE	
..33768E-AA-0	FKH 22SFR3 A - CMBS	03/01/2025	Direct		2,924	2,924	2,742	2,838	0	86	0	86	0	2,924	0	0	0	29	07/19/2038	1.A FE	
..895975-AA-8	TCN 2024-SFR4 A - CMBS	03/01/2025	Direct		636	636	611	611	0	25	0	25	0	636	0	0	0	5	11/19/2041	1.A FE	
1079999999. Subtotal - Asset-Backed Securities - Financial Asset-Backed - Self-Liquidating - Non-Agency Commercial Mortgage-Backed Securities (Unaffiliated)					2,211,486	2,211,486	2,225,429	2,223,468	0	(11,982)	0	(11,982)	0	2,211,486	0	0	0	0	17,009	XXX	XXX
..14315L-AA-2	CGMS 2014-3-R A1A - CDO	01/27/2025	Direct		799,959	799,959	793,158	822,359	0	(22,401)	0	(22,401)	0	799,959	0	0	0	11,989	07/28/2031	1.A FE	

E05.2

STATEMENT AS OF MARCH 31, 2025 OF THE Humana Benefit Plan of Illinois Inc.

SCHEDULE D - PART 4

Show All Long-Term Bonds and Stock Sold, Redeemed or Otherwise Disposed of During the Current Quarter

1 CUSIP Ident- ification	2 Description	3 Disposal Date	4 Name of Purchaser	5 Number of Shares of Stock	6 Consid- eration	7 Par Value	8 Actual Cost	9 Prior Year Book/ Adjusted Carrying Value	Change In Book/Adjusted Carrying Value					15 Book/ Adjusted Carrying Value at Disposal Date	16 Foreign Exchange Gain (Loss) on Disposal	17 Realized Gain (Loss) on Disposal	18 Total Gain (Loss) on Disposal	19 Bond Interest/ Stock Dividends Received During Year	20 Stated Con- tractual Maturity Date	21 NAIC Desig- nation, NAIC Desig- nation Modifier and SVO Admini- strative Symbol		
									10 Unrealized Valuation Increase/ (Decrease)	11 Current Year's (Amor- tization)/ Accretion	12 Current Year's Other Than Temporary Impairment Recogn- ized	13 Total Change in Book/ Adjusted Carrying Value (10 + 11 - 12)	14 Total Foreign Exchange Change in Book /Adjusted Carrying Value									
15032A-AN-7	CEDF V A1R - CDO	01/17/2025	Direct		23,928	23,928	23,928	23,928	0	0	0	0	0	23,928	0	0	0	367	07/17/2031	1.A FE		
36318W-AK-6	GALXY XV ARR - CDO	01/15/2025	Direct		130,045	130,045	130,045	130,045	0	0	0	0	0	130,045	0	0	0	1,957	10/15/2030	1.A FE		
55205-AC-9	MP3 III AR - CDO	01/21/2025	Direct		33,906	33,906	33,906	33,906	0	0	0	0	0	33,906	0	0	0	531	10/21/2030	1.A FE		
67590B-AQ-3	OCT16 XVI A1R - CDO	01/17/2025	Direct		100,255	100,255	99,979	103,256	0	(3,001)	0	(3,001)	0	100,255	0	0	0	1,519	07/17/2030	1.A FE		
67590G-BG-3	OCT17 17RRR A1R - CDO	01/27/2025	Direct		100,106	100,106	100,106	100,106	0	0	0	0	0	100,106	0	0	0	1,539	08/17/2031	1.A FE		
67707E-AU-8	QAKC 2 AR - CDO	01/09/2025	Direct		5,550,000	5,550,000	5,550,000	5,550,000	0	0	0	0	0	5,550,000	0	0	0	74,358	04/21/2034	1.A FE		
77341D-AA-5	ROOKT 2017-3 A - CDO	01/21/2025	Direct		216,875	216,875	213,405	220,817	0	(3,942)	0	(3,942)	0	216,875	0	0	0	3,364	10/21/2030	1.A FE		
1099999999. Subtotal - Asset-Backed Securities - Financial Asset-Backed - Self-Liquidating - Non-Agency - CLOs/CBOs/CDOs (Unaffiliated)					6,955,073	6,955,073	6,944,526	6,984,417	0	(29,344)	0	(29,344)	0	6,955,073	0	0	0	95,623	XXX	XXX		
12663J-AC-5	CNH 2022-B A3 - ABS	03/15/2025	Direct		109,327	109,327	109,311	109,323	0	5	0	5	0	109,327	0	0	0	723	11/15/2027	1.A FE		
19425A-AA-2	CASL 2021-B A1 - ABS	03/25/2025	Direct		3,074	3,074	3,074	3,074	0	0	0	0	0	3,074	0	0	0	27	06/25/2052	1.A FE		
19425A-AB-0	CASL 2021-B A2 - ABS	03/25/2025	Direct		2,561	2,561	2,561	2,561	0	0	0	0	0	2,561	0	0	0	7	06/25/2052	1.A FE		
28165A-AA-7	EDVES 22A A - ABS	03/25/2025	Direct		83,375	83,375	81,312	81,718	0	1,657	0	1,657	0	83,375	0	0	0	698	11/26/2040	1.A FE		
28166L-AA-2	EDVES 22A A - ABS	03/25/2025	Direct		7,685	7,685	7,677	7,679	0	7	0	7	0	7,685	0	0	0	21	11/27/2045	1.A FE		
36265Q-AD-8	GMCAR 2022-4 A3 - ABS	03/16/2025	Direct		480,065	480,065	479,986	480,044	0	21	0	21	0	480,065	0	0	0	3,772	08/16/2062	1.A FE		
61946U-AA-0	MSAIC 2022-2 A - ABS	03/20/2025	Direct		5,289	5,289	5,235	5,240	0	49	0	49	0	5,289	0	0	0	38	01/21/2053	1.D FE		
63942B-AA-2	NAVSL 2021-A A - ABS	03/15/2025	Direct		6,130	6,130	6,130	6,130	0	1	0	1	0	6,130	0	0	0	9	05/15/2069	1.A FE		
63942C-AA-0	NAVSL 2021-D A - ABS	03/15/2025	Direct		19,249	19,249	19,249	19,249	0	0	0	0	0	19,249	0	0	0	124	04/15/2060	1.A FE		
63942E-AA-6	NAVSL 2021-E A - ABS	03/15/2025	Direct		59,358	59,358	59,345	59,348	0	10	0	10	0	59,358	0	0	0	95	12/16/2069	1.A FE		
63942L-AA-0	NAVSL 21B A - ABS	03/15/2025	Direct		29,167	29,167	29,165	29,165	0	1	0	1	0	29,167	0	0	0	46	07/15/2069	1.A FE		
64034Q-AA-6	NSLT 2021-B AFL - ABS	03/20/2025	Direct		71,350	71,350	71,350	71,350	0	0	0	0	0	71,350	0	0	0	623	04/20/2062	1.A FE		
64034Q-AB-4	NSLT 2021-B AFX - ABS	03/20/2025	Direct		64,483	64,483	64,471	64,473	0	10	0	10	0	64,483	0	0	0	149	04/20/2062	1.A FE		
64035D-AA-4	NSLT 21A A1 - ABS	03/20/2025	Direct		36,757	36,757	36,721	37,923	0	(1,166)	0	(1,166)	0	36,757	0	0	0	334	04/20/2062	1.A FE		
64035D-AD-8	NSLT 21A AP2 - ABS	03/20/2025	Direct		46,484	46,484	46,430	46,439	0	45	0	45	0	46,484	0	0	0	107	04/20/2062	1.A FE		
68269P-AA-5	OMFIT 2022-3 A - ABS	03/14/2025	Direct		583,974	583,974	583,933	583,962	0	12	0	12	0	583,974	0	0	0	6,127	05/15/2034	1.A FE		
83207V-AA-6	SMB 24F A1A - ABS	03/15/2025	Direct		50,039	50,039	50,038	50,038	0	1	0	1	0	50,039	0	0	0	404	03/16/2054	1.A FE		
83405Y-AA-0	SOFI 2021-A AFX - ABS	03/15/2025	Direct		8,003	8,003	8,001	8,001	0	1	0	1	0	8,003	0	0	0	13	08/17/2043	1.A FE		
1119999999. Subtotal - Asset-Backed Securities - Financial Asset-Backed - Self-Liquidating - Other Financial Asset-Backed Securities - Self-Liquidating (Unaffiliated)					1,666,372	1,666,372	1,663,990	1,665,719	0	652	0	652	0	1,666,372	0	0	0	13,315	XXX	XXX		
29373M-AB-5	EFF 213 A2 - ABS	01/21/2025	Direct		16,588	16,588	15,935	16,588	0	0	0	0	0	16,588	0	0	0	11	08/20/2027	1.A FE		
29374F-AB-9	EFF 223 A2 - ABS	03/20/2025	Direct		81,303	81,303	81,292	81,301	0	2	0	2	0	81,303	0	0	0	581	07/20/2029	1.A FE		
85208N-AD-2	SPRINTS 1A1 - RMBS	01/13/2025	Direct		19,688	19,688	19,688	19,688	0	0	0	0	0	19,688	0	0	0	60	09/20/2029	1.F FE		
1519999999. Subtotal - Asset-Backed Securities - Non-Financial Asset-Backed Securities - Practical Expedient - Lease-Backed Securities - Practical Expedient (Unaffiliated)					117,579	117,579	116,914	117,576	0	2	0	2	0	117,579	0	0	0	651	XXX	XXX		
106230-AA-3	BRELOPO 2022 A1 - ABS	03/01/2025	Direct		56,578	56,578	56,578	56,578	0	0	0	0	0	56,578	0	0	0	1,418	09/01/2033	1.A FE		
18977C-AA-2	COSERV 2022 A1 - ABS	02/15/2025	Direct		47,068	47,068	47,068	47,073	0	(5)	0	(5)	0	47,068	0	0	0	1,190	08/15/2038	1.A FE		
1539999999. Subtotal - Asset-Backed Securities - Non-Financial Asset-Backed Securities - Practical Expedient - Other Non-Financial Asset-Backed Securities - Practical Expedient (Unaffiliated)					103,646	103,646	103,646	103,651	0	(5)	0	(5)	0	103,646	0	0	0	2,609	XXX	XXX		
1889999999. Total - Asset-Backed Securities (Unaffiliated)					33,577,970	33,263,925	33,374,832	17,416,589	0	(152,403)	0	(152,403)	0	33,258,360	0	319,610	319,610	381,366	XXX	XXX		
1899999999. Total - Asset-Backed Securities (Affiliated)					0	0	0	0	0	0	0	0	0	0	0	0	0	0	0	XXX	XXX	
1909999997. Total - Asset-Backed Securities - Part 4					33,577,970	33,263,925	33,374,832	17,416,589	0	(152,403)	0	(152,403)	0	33,258,360	0	319,610	319,610	381,366	XXX	XXX		
1909999998. Total - Asset-Backed Securities - Part 5					XXX	XXX	XXX	XXX	XXX	XXX	XXX	XXX	XXX	XXX	XXX	XXX	XXX	XXX	XXX	XXX		
1909999999. Total - Asset-Backed Securities					33,577,970	33,263,925	33,374,832	17,416,589	0	(152,403)	0	(152,403)	0	33,258,360	0	319,610	319,610	381,366	XXX	XXX		
2009999999. Total - Issuer Credit Obligations and Asset-Backed Securities					59,856,821	59,508,925	59,623,199	43,650,177	9,270	(150,176)	0	(140,906)	0	59,503,445	0	353,376	353,376	788,087	XXX	XXX		
4509999997. Total - Preferred Stocks - Part 4					0	XXX	0	0	0	0	0	0	0	0	0	0	0	0	0	XXX	XXX	
4509999998. Total - Preferred Stocks - Part 5					XXX	XXX	XXX	XXX	XXX	XXX	XXX	XXX	XXX	XXX	XXX	XXX	XXX	XXX	XXX	XXX	XXX	
4509999999. Total - Preferred Stocks					0	XXX	0	0	0	0	0	0	0	0	0	0	0	0	0	0	XXX	XXX
5989999997. Total - Common Stocks - Part 4					0	XXX	0	0	0	0	0	0	0	0	0	0	0	0	0	0	XXX	XXX

E05.3

STATEMENT AS OF MARCH 31, 2025 OF THE Humana Benefit Plan of Illinois Inc.

SCHEDULE D - PART 4

Show All Long-Term Bonds and Stock Sold, Redeemed or Otherwise Disposed of During the Current Quarter

1	2	3	4	5	6	7	8	9	Change In Book/Adjusted Carrying Value					15	16	17	18	19	20	21	
									10	11	12	13	14								
CUSIP Identification	Description	Disposal Date	Name of Purchaser	Number of Shares of Stock	Consideration	Par Value	Actual Cost	Prior Year Book/Adjusted Carrying Value	Unrealized Valuation Increase/(Decrease)	Current Year's (Amortization)/Accretion	Other Than Temporary Impairment Recognized	Total Change in Book/Adjusted Carrying Value (10 + 11 - 12)	Total Foreign Exchange Change in Book /Adjusted Carrying Value	Book/Adjusted Carrying Value at Disposal Date	Foreign Exchange Gain (Loss) on Disposal	Realized Gain (Loss) on Disposal	Total Gain (Loss) on Disposal	Bond Interest/Stock Dividends Received During Year	Stated Contractual Maturity Date	NAIC Designation, NAIC Designation Modifier and SVO Administrative Symbol	
5989999998. Total - Common Stocks - Part 5					XXX	XXX	XXX	XXX	XXX	XXX	XXX	XXX	XXX	XXX	XXX	XXX	XXX	XXX	XXX	XXX	XXX
5989999999. Total - Common Stocks					0	XXX	0	0	0	0	0	0	0	0	0	0	0	0	0	XXX	XXX
5999999999. Total - Preferred and Common Stocks					0	XXX	0	0	0	0	0	0	0	0	0	0	0	0	0	XXX	XXX
6009999999 - Totals					59,856,821	XXX	59,623,199	43,650,177	9,270	(150,176)	0	(140,906)	0	59,503,445	0	353,376	353,376	788,087	XXX	XXX	

Schedule DB - Part A - Section 1 - Options, Caps, Floors, Collars, Swaps and Forwards Open

N O N E

Schedule DB - Part B - Section 1 - Futures Contracts Open

N O N E

Schedule DB - Part B - Section 1B - Brokers with whom cash deposits have been made

N O N E

Schedule DB - Part D - Section 1 - Counterparty Exposure for Derivative Instruments Open

N O N E

Schedule DB - Part D-Section 2 - Collateral for Derivative Instruments Open - Pledged By

N O N E

Schedule DB - Part D-Section 2 - Collateral for Derivative Instruments Open - Pledged To

N O N E

Schedule DB - Part E - Derivatives Hedging Variable Annuity Guarantees

N O N E

STATEMENT AS OF MARCH 31, 2025 OF THE Humana Benefit Plan of Illinois Inc.

SCHEDULE DL - PART 1
SECURITIES LENDING COLLATERAL ASSETS

Reinvested Collateral Assets Owned Current Statement Date
(Securities lending collateral assets reported in aggregate on Line 10 of the Assets page (Line 9 for Separate Accounts) and not included on Schedules A, B, BA, D, DB and E)

1	2	3	4	5	6	7
CUSIP Identification	Description	Restricted Asset Code	NAIC Designation, NAIC Designation Modifier and SVO Administrative Symbol	Fair Value	Book/Adjusted Carrying Value	Maturity Date
0489999999	Total - Issuer Credit Obligations (Schedule D, Part 1, Section 1 type) - (Unaffiliated)			0	0	XXX
0499999999	Total - Issuer Credit Obligations (Schedule D, Part 1, Section 1 type) - (Affiliated)			0	0	XXX
0509999999	Total - Issuer Credit Obligations (Schedule D, Part 1, Section 1 type)			0	0	XXX
1889999999	Total - Asset-Backed Securities (Schedule D, Part 1, Section 2 type) - (Unaffiliated)			0	0	XXX
1899999999	Total - Asset-Backed Securities (Schedule D, Part 1, Section 2 type) - (Affiliated)			0	0	XXX
1909999999	Total - Asset-Backed Securities (Schedule D, Part 1, Section 2 type)			0	0	XXX
2009999999	Total - Issuer Credit Obligations and Asset-Backed Securities			0	0	XXX
4109999999	Total - Preferred Stocks (Schedule D, Part 2, Section 1 type) - Industrial and Miscellaneous (Unaffiliated)			0	0	XXX
4409999999	Total - Preferred Stocks (Schedule D, Part 2, Section 1 type) - Parent, Subsidiaries and Affiliates			0	0	XXX
4509999999	Total - Preferred Stocks (Schedule D, Part 2, Section 1 type)			0	0	XXX
5109999999	Total - Common Stocks (Schedule D, Part 2, Section 2 type) - Industrial and Miscellaneous (Unaffiliated)			0	0	XXX
5409999999	Total - Common Stocks (Schedule D, Part 2, Section 2 type) - Mutual Funds			0	0	XXX
5609999999	Total - Common Stocks (Schedule D, Part 2, Section 2 type) - Unit Investment Trusts			0	0	XXX
5809999999	Total - Common Stocks (Schedule D, Part 2, Section 2 type) - Closed-End Funds			0	0	XXX
5979999999	Total - Common Stocks (Schedule D, Part 2, Section 2 type) - Parent, Subsidiaries and Affiliates			0	0	XXX
5989999999	Total - Common Stocks (Schedule D, Part 2, Section 2 type)			0	0	XXX
5999999999	Total - Preferred and Common Stocks			0	0	XXX
000000-00-0	NATWEST MARKETS SECURITIES INC		1.E	4,879,522	4,879,522	04/01/2025
000000-00-0	CF SECURED LLC		1.G	3,079,968	3,079,968	04/01/2025
000000-00-0	RBC CAPITAL MARKETS LLC		1.C	2,606,126	2,606,126	04/01/2025
000000-00-0	BOFA SECURITIES, INC		1.E	2,606,126	2,606,126	05/05/2025
000000-00-0	SANTANDER US CAPITAL MARKETS LLC		1.G	1,658,444	1,658,444	04/01/2025
000000-00-0	ROYAL BANK CANADA TORONTO		1.C	1,421,524	1,421,524	05/05/2025
000000-00-0	TD PRIME SERVICES LLC		1.G	1,279,371	1,279,371	05/05/2025
000000-00-0	HSBC SECURITIES USA INC		1.E	710,762	710,762	04/01/2025
46222J-RQ-3	IONIC SER III CL A		1.E	708,674	708,750	04/24/2025
06418N-EA-6	BANK OF NOVA SCOTIA HOUSTON		1.E	474,202	473,841	11/06/2025
000000-00-0	SUMITOMO MITSUI TRUST BANK LTD, LDN		1.E	473,908	473,841	06/06/2025
825252-88-5	INVESCO GOVT AND AGCY LEX		1.C	473,841	473,841	04/01/2025
000000-00-0	NATL BANK CANADA		1.E	473,841	473,841	04/07/2025
000000-00-0	AUSTRALIA NEW ZEALAND NY		1.C	473,841	473,841	04/03/2025
13606D-FU-1	CIBC NY		1.E	473,711	473,841	12/05/2025
78015J-CY-1	ROYAL BANK OF CANADA NY		1.C	379,540	379,073	02/02/2026
000000-00-0	MIZUHO SECURITIES USA INC		1.E	379,073	379,073	04/01/2025
86959T-KY-1	SVENSKA NY		1.C	331,688	331,689	08/11/2025
69033N-FD-2	OCBC NEW YORK		1.C	284,281	284,305	11/21/2025
96130A-XX-1	WESTPAC BKG CORP, NEW YORK		1.C	237,048	236,921	09/11/2025
000000-00-0	NATIONAL AUSTRALIA BANK LONDON		1.C	236,996	236,921	05/21/2025
06745G-CJ-8	BARCLAYS NEW YORK		1.E	236,989	236,921	07/30/2025
86565G-JG-6	SUMITOMO MITSUI BANKING CORP NY		1.E	236,982	236,921	07/09/2025
60668D-NG-6	MIT UFJ TR NY		1.E	236,970	236,921	07/07/2025
13606D-ES-7	CIBC NY		1.E	236,958	236,921	01/23/2026
55381B-CR-7	MUFG Bank Ltd, New York Branch		1.E	236,938	236,921	05/22/2025
22536W-KG-0	CIC NY		1.E	236,937	236,921	08/07/2025
60710T-DB-1	MIZUHO BANK LIMITED NEW YORK		1.E	236,934	236,921	08/19/2025
87020Y-DH-5	SWEDBANK STOCKHOLM		1.E	236,927	236,921	07/17/2025
60710T-UK-5	MIZUHO BANK LIMITED NEW YORK		1.E	236,921	236,921	04/07/2025
09248U-70-0	TFDXX LEX BLACKROCK FED FUND		1.C	236,921	236,921	04/01/2025
69033N-FJ-9	OCBC NEW YORK		1.C	236,837	236,921	12/05/2025
88603H-FP-8	THUNDER BAY FUNDING LLC		1.C	235,065	235,105	06/03/2025
22536W-JC-1	CIC NY		1.E	189,542	189,536	04/28/2025
46224K-SE-9	IONIC SER III CL A		1.E	188,491	188,536	05/14/2025
13606D-AF-9	CIBC NY		1.E	142,248	142,152	09/23/2025
06367D-NR-2	BANK OF MONTREAL CHICAGO		1.E	142,217	142,152	01/08/2026
86959T-KQ-8	SVENSKA NY		1.C	142,209	142,152	01/21/2026
86565G-FR-6	SUMITOMO MITSUI BANKING CORP NY		1.E	142,161	142,152	05/06/2025
82124L-RM-6	SHEFFIELD RECEIVABLE CORP		1.E	141,783	141,806	04/21/2025
60668D-4Y-2	MIT UFJ TR NY		1.E	94,843	94,768	08/08/2025
89115B-WD-8	TORONTO DOMINION NY		1.E	94,832	94,768	08/12/2025
06367D-LE-3	BANK OF MONTREAL CHICAGO		1.E	94,830	94,768	08/07/2025
78015J-DQ-7	ROYAL BANK OF CANADA NY		1.C	94,789	94,768	12/12/2025
78015J-VK-0	ROYAL BANK OF CANADA NY		1.C	47,427	47,384	08/15/2025
000000-00-0	RABOBANK LONDON		1.E	47,406	47,384	07/03/2025
65558W-CM-8	NORDEA BANK ABP, NEW YORK BRANCH		1.C	47,401	47,384	07/18/2025
000000-00-0	BANK OF MONTREAL, LONDON		1.E	47,384	47,384	07/14/2025
9709999999	Subtotal - Cash Equivalents (Schedule E Part 2 type)			28,141,431	28,139,948	XXX
9999999999	Totals			28,141,431	28,139,948	XXX

General Interrogatories:

- Total activity for the year Fair Value \$ (1,536,162) Book/Adjusted Carrying Value \$ (1,537,107)
- Average balance for the year Fair Value \$ 31,407,220 Book/Adjusted Carrying Value \$ 31,406,053
- Reinvested securities lending collateral assets book/adjusted carrying value included in this schedule by NAIC designation:
 NAIC 1 \$ 28,139,948 NAIC 2 \$ 0 NAIC 3 \$ 0 NAIC 4 \$ 0 NAIC 5 \$ 0 NAIC 6 \$ 0

**SCHEDULE DL - PART 2
SECURITIES LENDING COLLATERAL ASSETS**

Reinvested Collateral Assets Owned Current Statement Date
(Securities lending collateral assets included on Schedules A, B, BA, D, DB and E
and not reported in aggregate on Line 10 of the Assets page (Line 9 for Separate Accounts))

1	2	3	4	5	6	7
CUSIP Identification	Description	Restricted Asset Code	NAIC Designation, NAIC Designation Modifier and SVO Administrative Symbol	Fair Value	Book/Adjusted Carrying Value	Maturity Date
NONE						
999999999 - Totals						XXX

General Interrogatories:

1. Total activity for the year
2. Average balance for the year

Fair Value \$	Book/Adjusted Carrying Value \$
Fair Value \$	Book/Adjusted Carrying Value \$

STATEMENT AS OF MARCH 31, 2025 OF THE Humana Benefit Plan of Illinois Inc.

SCHEDULE E - PART 1 - CASH

Month End Depository Balances

1 Depository	2 Restricted Asset Code	3 Rate of Interest	4 Amount of Interest Received During Current Quarter	5 Amount of Interest Accrued at Current Statement Date	Book Balance at End of Each Month During Current Quarter			9 *
					6 First Month	7 Second Month	8 Third Month	
PNC BANK Louisville, KY		0.000	0	0	207,329	221,356	51,341	XXX
JP MORGAN CHASE New York, NY		0.000	0	0	10,051	18,535	5,926	XXX
US BANK Milwaukee, WI		0.000	0	0	(11,585,479)	(14,594,928)	(12,881,081)	XXX
JP MORGAN CHASE-Humana Benefit Plan of Illinois, Inc.		0.000	0	0	3,856	3,856	3,856	XXX
JP MORGAN CHASE-Humana Benefit Plan of Illinois, Inc.		0.000	0	0	0	1,406	0	XXX
JP Morgan Time Deposit New York, NY		4.150	63,910	0	10,706,366	29,905,032	66,629,100	XXX
0199998. Deposits in ... 0 depositories that do not exceed the allowable limit in any one depository (See instructions) - Open Depositories	XXX	XXX	0	0	0	0	0	XXX
0199999. Totals - Open Depositories	XXX	XXX	63,910	0	(657,876)	15,555,257	53,809,142	XXX
0299998. Deposits in ... 0 depositories that do not exceed the allowable limit in any one depository (See instructions) - Suspended Depositories	XXX	XXX	0	0	0	0	0	XXX
0299999. Totals - Suspended Depositories	XXX	XXX	0	0	0	0	0	XXX
0399999. Total Cash on Deposit	XXX	XXX	63,910	0	(657,876)	15,555,257	53,809,142	XXX
0499999. Cash in Company's Office	XXX	XXX	XXX	XXX	0	0	0	XXX
.....								
.....								
.....								
.....								
.....								
0599999. Total - Cash	XXX	XXX	63,910	0	(657,876)	15,555,257	53,809,142	XXX

STATEMENT AS OF MARCH 31, 2025 OF THE Humana Benefit Plan of Illinois Inc.

SCHEDULE E - PART 2 - CASH EQUIVALENTS

Show Investments Owned End of Current Quarter

1	2	3	4	5	6	7	8	9
CUSIP	Description	Restricted Asset Code	Date Acquired	Stated Rate of Interest	Maturity Date	Book/Adjusted Carrying Value	Amount of Interest Due and Accrued	Amount Received During Year
	Hyundai Capital America		03/31/2025	0.000	04/16/2025	13,973,517	0	1,766
	Novartis Finance Corporation		03/27/2025	0.000	04/25/2025	12,962,733	0	7,764
	Walmart Inc.		03/27/2025	0.000	04/21/2025	24,940,278	0	14,931
0089999999. Subtotal - Issuer Credit Obligations - Corporate Bonds (Unaffiliated)						51,876,528	0	24,460
0489999999. Total - Issuer Credit Obligations (Unaffiliated)						51,876,528	0	24,460
0499999999. Total - Issuer Credit Obligations (Affiliated)						0	0	0
0509999999. Total - Issuer Credit Obligations						51,876,528	0	24,460
09248U-71-8	BLK&K LQ:T-FUND INSTL		03/03/2025	4.220		2,090	7	25
31607A-88-5	FIDELITY IMM:TRS INSTL		03/03/2025	4.230		983	1,047	0
31846V-41-9	FIRST AMER:TRS OBG V	SD	03/04/2025	4.090		1	1	0
8209999999. Subtotal - Exempt Money Market Mutual Funds - as Identified by the SVO						3,073	1,055	25
X9USDD-5C-6	FIRST AMERICAN TRSY OBL X 5387		03/28/2025	0.000		3,298,982	0	0
8309999999. Subtotal - All Other Money Market Mutual Funds						3,298,982	0	0
8589999999. Total Cash Equivalents (Unaffiliated)						55,178,583	1,055	24,485
8599999999. Total Cash Equivalents (Affiliated)						0	0	0
8609999999 - Total Cash Equivalents						55,178,583	1,055	24,485