



HEALTH ANNUAL STATEMENT

FOR THE YEAR ENDED DECEMBER 31, 2024
OF THE CONDITION AND AFFAIRS OF THE

HMO Partners, Inc

NAIC Group Code 0876 0876 NAIC Company Code 95442 Employer's ID Number 71-0747497
(Current) (Prior)

Organized under the Laws of Arkansas, State of Domicile or Port of Entry AR

Country of Domicile United States of America

Licensed as business type: Health Maintenance Organization

Is HMO Federally Qualified? Yes [X] No []

Incorporated/Organized 11/08/1993 Commenced Business 01/01/1994

Statutory Home Office 601 S. Gaines, Little Rock, AR, US 72201
(Street and Number) (City or Town, State, Country and Zip Code)

Main Administrative Office 601 S. Gaines
(Street and Number)
Little Rock, AR, US 72201, 501-378-2000
(City or Town, State, Country and Zip Code) (Area Code) (Telephone Number)

Mail Address 601 S. Gaines, Little Rock, AR, US 72201
(Street and Number or P.O. Box) (City or Town, State, Country and Zip Code)

Primary Location of Books and Records 601 S. Gaines
(Street and Number)
Little Rock, AR, US 72201, 501-378-2000
(City or Town, State, Country and Zip Code) (Area Code) (Telephone Number)

Internet Website Address healthadvantage-hmo.com

Statutory Statement Contact Samuel Patterson Wenger, 501-294-5030
(Name) (Area Code) (Telephone Number)
SPWenger@arkbluecross.com, 501-378-3258
(E-mail Address) (FAX Number)

OFFICERS

Chairman of the Board Gray Donald Dillard Secretary Timothy Gerard Gauger
Treasurer Scott Bradley Winter President / CEO Matthew Dennis Vannatta

OTHER

Brent William Beaulieu

DIRECTORS OR TRUSTEES

<u>Curtis Edwin Barnett</u>	<u>Brent William Beaulieu</u>	<u>Alicia Marie Berkemeyer</u>
<u>Gray Donald Dillard</u>	<u>Lavanda Moore Gangluff APN</u>	<u>Richard Loyd Gore DDS</u>
<u>Christina Powell Hockaday</u>	<u>Matthew Ridgway Jones</u>	<u>Calvin Eugene Kellogg</u>
<u>Charles Edgar Phillips MD</u>	<u>Tonya Renee Robertson</u>	<u>Sherman Ellis Tate</u>
<u>Matthew Dennis Vannatta</u>	<u>Troy Russell Wells</u>	

State of Arkansas SS
County of Pulaski

The officers of this reporting entity being duly sworn, each depose and say that they are the described officers of said reporting entity, and that on the reporting period stated above, all of the herein described assets were the absolute property of the said reporting entity, free and clear from any liens or claims thereon, except as herein stated, and that this statement, together with related exhibits, schedules and explanations therein contained, annexed or referred to, is a full and true statement of all the assets and liabilities and of the condition and affairs of the said reporting entity as of the reporting period stated above, and of its income and deductions therefrom for the period ended, and have been completed in accordance with the NAIC Annual Statement Instructions and Accounting Practices and Procedures manual except to the extent that: (1) state law may differ; or, (2) that state rules or regulations require differences in reporting not related to accounting practices and procedures, according to the best of their information, knowledge and belief, respectively. Furthermore, the scope of this attestation by the described officers also includes the related corresponding electronic filing with the NAIC, when required, that is an exact copy (except for formatting differences due to electronic filing) of the enclosed statement. The electronic filing may be requested by various regulators in lieu of or in addition to the enclosed statement.

Gray Donald Dillard
Chairman of the Board

Scott Bradley Winter
Treasurer

Timothy Gerard Gauger
Secretary

Subscribed and sworn to before me this _____ day of _____

- a. Is this an original filing? Yes [X] No []
- b. If no,
1. State the amendment number.....
 2. Date filed
 3. Number of pages attached.....

EXHIBIT 3A - ANALYSIS OF HEALTH CARE RECEIVABLES COLLECTED AND ACCRUED

Type of Health Care Receivable	Health Care Receivables Collected or Offset During the Year		Health Care Receivables Accrued as of December 31 of Current Year		5 Health Care Receivables from Prior Years (Columns 1 + 3)	6 Estimated Health Care Receivables Accrued as of December 31 of Prior Year
	1 On Amounts Accrued Prior to January 1 of Current Year	2 On Amounts Accrued During the Year	3 On Amounts Accrued December 31 of Prior Year	4 On Amounts Accrued During the Year		
1. Pharmaceutical rebate receivables	7,542,836	23,240,602	2,430,997	8,306,977	9,973,833	9,509,091
2. Claim overpayment receivables	648,522	4,219,276	268,923	370,955	917,445	714,004
3. Loans and advances to providers					0	0
4. Capitation arrangement receivables					0	0
5. Risk sharing receivables	74,004			5,155	74,004	80,592
6. Other health care receivables.....				1,536,777	0	76,601
7. Totals (Lines 1 through 6)	8,265,362	27,459,878	2,699,920	10,219,864	10,965,282	10,380,288

Note that the accrued amounts in Columns 3, 4, and 6 are the total health care receivables, not just the admitted portion.

EXHIBIT 7 PART 1- SUMMARY OF TRANSACTIONS WITH PROVIDERS

Payment Method	1 Direct Medical Expense Payment	2 Column 1 as a % of Total Payments	3 Total Members Covered	4 Column 3 as a % of Total Members	5 Column 1 Expenses Paid to Affiliated Providers	6 Column 1 Expenses Paid to Non-Affiliated Providers
Capitation Payments:						
1. Medical groups	0	0.0		0.0		
2. Intermediaries	0	0.0		0.0		
3. All other providers	1,722,315	0.9	13,767	35.5	1,722,315	
4. Total capitation payments	1,722,315	0.9	13,767	35.5	1,722,315	0
Other Payments:						
5. Fee-for-service	0	0.0	XXX	XXX		
6. Contractual fee payments	68,675,986	34.7	XXX	XXX	68,675,986	
7. Bonus/withhold arrangements - fee-for-service	0	0.0	XXX	XXX		
8. Bonus/withhold arrangements - contractual fee payments	127,246,059	64.4	XXX	XXX	127,246,059	
9. Non-contingent salaries	0	0.0	XXX	XXX		
10. Aggregate cost arrangements	0	0.0	XXX	XXX		
11. All other payments	0	0.0	XXX	XXX		
12. Total other payments	195,922,045	99.1	XXX	XXX	195,922,045	0
13. TOTAL (Line 4 plus Line 12)	197,644,360	100%	XXX	XXX	197,644,360	0

EXHIBIT 7 - PART 2 - SUMMARY OF TRANSACTIONS WITH INTERMEDIARIES

1 NAIC Code	2 Name of Intermediary	3 Capitation Paid	4 Average Monthly Capitation	5 Intermediary's Total Adjusted Capital	6 Intermediary's Authorized Control Level RBC
NONE					
9999999 Totals			XXX	XXX	XXX

EXHIBIT 8 - FURNITURE, EQUIPMENT AND SUPPLIES OWNED

Description	1 Cost	2 Improvements	3 Accumulated Depreciation	4 Book Value Less Encumbrances	5 Assets Not Admitted	6 Net Admitted Assets
1. Administrative furniture and equipment	NONE					
2. Medical furniture, equipment and fixtures						
3. Pharmaceuticals and surgical supplies						
4. Durable medical equipment						
5. Other property and equipment						
6. Total						



ANNUAL STATEMENT FOR THE YEAR 2024 OF THE HMO Partners, Inc

EXHIBIT OF PREMIUMS, ENROLLMENT AND UTILIZATION (a)

REPORT FOR: 1. CORPORATION

HMO Partners, Inc

2. Little Rock, AR

NAIC Group Code	BUSINESS IN THE STATE OF			DURING THE YEAR										(LOCATION)	
	Arkansas			2024										NAIC Company Code	
	1	Comprehensive (Hospital & Medical)		4	5	6	7	8	9	10	11	12	13	14	
	2	3					Federal Employees Health Benefits Plan	Title XVIII Medicare	Title XIX Medicaid	Credit A&H	Disability Income	Long-Term Care	Other Health	Other Non-Health	
	Total	Individual	Group	Medicare Supplement	Vision Only	Dental Only									
Total Members at end of:															
1. Prior Year	40,711	21,973	18,738												
2. First Quarter	42,193	26,198	15,995												
3. Second Quarter	40,723	25,515	15,208												
4. Third Quarter	39,366	24,965	14,401												
5. Current Year	38,762	25,086	13,676												
6. Current Year Member Months	486,515	306,352	180,163												
Total Member Ambulatory Encounters for Year:															
7. Physician	51,102	40,409	10,693												
8. Non-Physician	61,402	48,395	13,007												
9. Total	112,504	88,804	23,700	0	0	0	0	0	0	0	0	0	0	0	
10. Hospital Patient Days Incurred	14,164	12,342	1,822												
11. Number of Inpatient Admissions	3,021	2,558	463												
12. Health Premiums Written (b)	224,625,041	143,487,421	81,137,621												
13. Life Premiums Direct	0														
14. Property/Casualty Premiums Written	0														
15. Health Premiums Earned	221,485,841	140,426,705	81,059,136												
16. Property/Casualty Premiums Earned	0														
17. Amount Paid for Provision of Health Care Services	197,644,360	125,308,010	72,336,350												
18. Amount Incurred for Provision of Health Care Services	176,912,265	108,973,989	67,938,276												

(a) For health business: number of persons insured under PPO managed care products0 and number of persons insured under indemnity only products0 .

(b) For health premiums written: amount of Medicare Title XVIII exempt from state taxes or fees \$0

30 AR



ANNUAL STATEMENT FOR THE YEAR 2024 OF THE HMO Partners, Inc

EXHIBIT OF PREMIUMS, ENROLLMENT AND UTILIZATION (a)

REPORT FOR: 1. CORPORATION

HMO Partners, Inc

2. Little Rock, AR

NAIC Group Code	0876	BUSINESS IN THE STATE OF		Grand Total	DURING THE YEAR										(LOCATION)	
		2024			2024										NAIC Company Code	
		1	Comprehensive (Hospital & Medical)		4	5	6	7	8	9	10	11	12	13	14	
Total	2	3	Medicare Supplement	Vision Only	Dental Only	Federal Employees Health Benefits Plan	Title XVIII Medicare	Title XIX Medicaid	Credit A&H	Disability Income	Long-Term Care	Other Health	Other Non-Health			
Total Members at end of:																
1. Prior Year	40,711	21,973	18,738	0	0	0	0	0	0	0	0	0	0	0		
2. First Quarter	42,193	26,198	15,995	0	0	0	0	0	0	0	0	0	0	0		
3. Second Quarter	40,723	25,515	15,208	0	0	0	0	0	0	0	0	0	0	0		
4. Third Quarter	39,366	24,965	14,401	0	0	0	0	0	0	0	0	0	0	0		
5. Current Year	38,762	25,086	13,676	0	0	0	0	0	0	0	0	0	0	0		
6. Current Year Member Months	486,515	306,352	180,163	0	0	0	0	0	0	0	0	0	0	0		
Total Member Ambulatory Encounters for Year:																
7. Physician	51,102	40,409	10,693	0	0	0	0	0	0	0	0	0	0	0		
8. Non-Physician	61,402	48,395	13,007	0	0	0	0	0	0	0	0	0	0	0		
9. Total	112,504	88,804	23,700	0	0	0	0	0	0	0	0	0	0	0		
10. Hospital Patient Days Incurred	14,164	12,342	1,822	0	0	0	0	0	0	0	0	0	0	0		
11. Number of Inpatient Admissions	3,021	2,558	463	0	0	0	0	0	0	0	0	0	0	0		
12. Health Premiums Written (b)	224,625,041	143,487,421	81,137,621	0	0	0	0	0	0	0	0	0	0	0		
13. Life Premiums Direct	0	0	0	0	0	0	0	0	0	0	0	0	0	0		
14. Property/Casualty Premiums Written	0	0	0	0	0	0	0	0	0	0	0	0	0	0		
15. Health Premiums Earned	221,485,841	140,426,705	81,059,136	0	0	0	0	0	0	0	0	0	0	0		
16. Property/Casualty Premiums Earned	0	0	0	0	0	0	0	0	0	0	0	0	0	0		
17. Amount Paid for Provision of Health Care Services	197,644,360	125,308,010	72,336,350	0	0	0	0	0	0	0	0	0	0	0		
18. Amount Incurred for Provision of Health Care Services	176,912,265	108,973,989	67,938,276	0	0	0	0	0	0	0	0	0	0	0		

(a) For health business: number of persons insured under PPO managed care products0 and number of persons insured under indemnity only products0 .

(b) For health premiums written: amount of Medicare Title XVIII exempt from state taxes or fees \$0

30 GT

SCHEDULE S - PART 1 - SECTION 2

Reinsurance Assumed Accident and Health Insurance Listed by Reinsured Company as of December 31, Current Year

1	2	3	4	5	6	7	8	9	10	11	12	13
NAIC Company Code	ID Number	Effective Date	Name of Reinsured	Domiciliary Jurisdiction	Type of Reinsurance Assumed	Type of Business Assumed	Premiums	Unearned Premiums	Reserve Liability Other Than for Unearned Premiums	Reinsurance Payable on Paid and Unpaid Losses	Modified Coinsurance Reserve	Funds Withheld Under Coinsurance
NONE												
9999999 - Totals												

ANNUAL STATEMENT FOR THE YEAR 2024 OF THE HMO Partners, Inc

SCHEDULE S - PART 3 - SECTION 2

Reinsurance Ceded Accident and Health Insurance Listed by Reinsuring Company as of December 31, Current Year

1 NAIC Company Code	2 ID Number	3 Effective Date	4 Name of Company	5 Domi- ciliary Juris- diction	6 Type of Reinsurance Ceded	7 Type of Business Ceded	8 Premiums	9 Unearned Premiums (Estimated)	10 Reserve Credit Taken Other than for Unearned Premiums	Outstanding Surplus Relief		13 Modified Coinsurance Reserve	14 Funds Withheld Under Coinsurance
										11 Current Year	12 Prior Year		
83470	71-0226428	01/01/2023	Arkansas Blue Cross & Blue Shield	AR	OTH/G	CMM	81,137,621		6,584,516				
83470	71-0226428	01/01/2023	Arkansas Blue Cross & Blue Shield	AR	OTH/I	CMM	100,822,771		21,030,879				
0299999. General Account - Authorized U.S. Affiliates - Other							181,960,392	0	27,615,395	0	0	0	0
0399999. Total General Account - Authorized U.S. Affiliates							181,960,392	0	27,615,395	0	0	0	0
0699999. Total General Account - Authorized Non-U.S. Affiliates							0	0	0	0	0	0	0
0799999. Total General Account - Authorized Affiliates							181,960,392	0	27,615,395	0	0	0	0
1099999. Total General Account - Authorized Non-Affiliates							0	0	0	0	0	0	0
1199999. Total General Account Authorized							181,960,392	0	27,615,395	0	0	0	0
1499999. Total General Account - Unauthorized U.S. Affiliates							0	0	0	0	0	0	0
1799999. Total General Account - Unauthorized Non-U.S. Affiliates							0	0	0	0	0	0	0
1899999. Total General Account - Unauthorized Affiliates							0	0	0	0	0	0	0
2199999. Total General Account - Unauthorized Non-Affiliates							0	0	0	0	0	0	0
2299999. Total General Account Unauthorized							0	0	0	0	0	0	0
2599999. Total General Account - Certified U.S. Affiliates							0	0	0	0	0	0	0
2899999. Total General Account - Certified Non-U.S. Affiliates							0	0	0	0	0	0	0
2999999. Total General Account - Certified Affiliates							0	0	0	0	0	0	0
3299999. Total General Account - Certified Non-Affiliates							0	0	0	0	0	0	0
3399999. Total General Account Certified							0	0	0	0	0	0	0
3699999. Total General Account - Reciprocal Jurisdiction U.S. Affiliates							0	0	0	0	0	0	0
3999999. Total General Account - Reciprocal Jurisdiction Non-U.S. Affiliates							0	0	0	0	0	0	0
4099999. Total General Account - Reciprocal Jurisdiction Affiliates							0	0	0	0	0	0	0
4399999. Total General Account - Reciprocal Jurisdiction Non-Affiliates							0	0	0	0	0	0	0
4499999. Total General Account Reciprocal Jurisdiction							0	0	0	0	0	0	0
4599999. Total General Account Authorized, Unauthorized, Reciprocal Jurisdiction and Certified							181,960,392	0	27,615,395	0	0	0	0
4899999. Total Separate Accounts - Authorized U.S. Affiliates							0	0	0	0	0	0	0
5199999. Total Separate Accounts - Authorized Non-U.S. Affiliates							0	0	0	0	0	0	0
5299999. Total Separate Accounts - Authorized Affiliates							0	0	0	0	0	0	0
5599999. Total Separate Accounts - Authorized Non-Affiliates							0	0	0	0	0	0	0
5699999. Total Separate Accounts Authorized							0	0	0	0	0	0	0
5999999. Total Separate Accounts - Unauthorized U.S. Affiliates							0	0	0	0	0	0	0
6299999. Total Separate Accounts - Unauthorized Non-U.S. Affiliates							0	0	0	0	0	0	0
6399999. Total Separate Accounts - Unauthorized Affiliates							0	0	0	0	0	0	0
6699999. Total Separate Accounts - Unauthorized Non-Affiliates							0	0	0	0	0	0	0
6799999. Total Separate Accounts Unauthorized							0	0	0	0	0	0	0
7099999. Total Separate Accounts - Certified U.S. Affiliates							0	0	0	0	0	0	0
7399999. Total Separate Accounts - Certified Non-U.S. Affiliates							0	0	0	0	0	0	0
7499999. Total Separate Accounts - Certified Affiliates							0	0	0	0	0	0	0
7799999. Total Separate Accounts - Certified Non-Affiliates							0	0	0	0	0	0	0
7899999. Total Separate Accounts Certified							0	0	0	0	0	0	0
8199999. Total Separate Accounts - Reciprocal Jurisdiction U.S. Affiliates							0	0	0	0	0	0	0
8499999. Total Separate Accounts - Reciprocal Jurisdiction Non-U.S. Affiliates							0	0	0	0	0	0	0
8599999. Total Separate Accounts - Reciprocal Jurisdiction Affiliates							0	0	0	0	0	0	0
8899999. Total Separate Accounts - Reciprocal Jurisdiction Non-Affiliates							0	0	0	0	0	0	0
8999999. Total Separate Accounts Reciprocal Jurisdiction							0	0	0	0	0	0	0
9099999. Total Separate Accounts Authorized, Unauthorized, Reciprocal Jurisdiction and Certified							0	0	0	0	0	0	0
9199999. Total U.S. (Sum of 0399999, 0899999, 1499999, 1999999, 2599999, 3099999, 3699999, 4199999, 4899999, 5399999, 5999999, 6499999, 7099999, 7599999, 8199999 and 8699999)							181,960,392	0	27,615,395	0	0	0	0
9299999. Total Non-U.S. (Sum of 0699999, 0999999, 1799999, 2099999, 2899999, 3199999, 3999999, 4299999, 5199999, 5499999, 6299999, 6599999, 7399999, 7699999, 8499999 and 8799999)							0	0	0	0	0	0	0
9999999 - Totals							181,960,392	0	27,615,395	0	0	0	0

Schedule S - Part 4

NONE

Schedule S - Part 4 - Bank Footnote

NONE

Schedule S - Part 5

NONE

Schedule S - Part 5 - Bank Footnote

NONE

ANNUAL STATEMENT FOR THE YEAR 2024 OF THE HMO Partners, Inc

SCHEDULE S - PART 6

Five Year Exhibit of Reinsurance Ceded Business (\$000 Omitted)

	1 2024	2 2023	3 2022	4 2021	5 2020
A. OPERATIONS ITEMS					
1. Premiums	181,960	206,263	147,423	124,664	68,295
2. Title XVIII - Medicare	0	0	12,931	18,399	26,285
3. Title XIX - Medicaid	0	0	0	0	0
4. Commissions and reinsurance expense allowance	96,288	93,754			
5. Total hospital and medical expenses	141,776	169,642		114,849	75,566
B. BALANCE SHEET ITEMS					
6. Premiums receivable					
7. Claims payable	27,615	37,106	22,129	20,336	8,313
8. Reinsurance recoverable on paid losses	11,919	12,871	9,301	0	0
9. Experience rating refunds due or unpaid					
10. Commissions and reinsurance expense allowances due	6,481	4,063	(7,842)		
11. Unauthorized reinsurance offset					
12. Offset for reinsurance with Certified Reinsurers					
C. UNAUTHORIZED REINSURANCE (DEPOSITS BY AND FUNDS WITHHELD FROM)					
13. Funds deposited by and withheld from (F)	0	0	0	0	0
14. Letters of credit (L)	0	0	0	0	0
15. Trust agreements (T)	0	0	0	0	0
16. Other (O)	0	0	0	0	0
D. REINSURANCE WITH CERTIFIED REINSURERS (DEPOSITS BY AND FUNDS WITHHELD FROM)					
17. Multiple Beneficiary Trust					0
18. Funds deposited by and withheld from (F)					0
19. Letters of credit (L)					0
20. Trust agreements (T)					0
21. Other (O)					0

ANNUAL STATEMENT FOR THE YEAR 2024 OF THE HMO Partners, Inc

SCHEDULE S - PART 7

Restatement of Balance Sheet to Identify Net Credit For Ceded Reinsurance

	1 As Reported (net of ceded)	2 Restatement Adjustments	3 Restated (gross of ceded)
ASSETS (Page 2, Col. 3)			
1. Cash and invested assets (Line 12)	81,777,171		81,777,171
2. Accident and health premiums due and unpaid (Line 15)	872,806		872,806
3. Amounts recoverable from reinsurers (Line 16.1)	11,918,952	(11,918,952)	0
4. Net credit for ceded reinsurance	XXX	47,632,185	47,632,185
5. All other admitted assets (Balance)	14,650,011		14,650,011
6. Total assets (Line 28)	109,218,940	35,713,233	144,932,173
LIABILITIES, CAPITAL AND SURPLUS (Page 3)			
7. Claims unpaid (Line 1)	13,405,625	27,615,395	41,021,020
8. Accrued medical incentive pool and bonus payments (Line 2)	793,997		793,997
9. Premiums received in advance (Line 8)	2,755,125		2,755,125
10. Funds held under reinsurance treaties with authorized and unauthorized reinsurers (Line 19 first inset amount plus second inset amount)	0		0
11. Reinsurance in unauthorized companies (Line 20 minus inset amount)	0		0
12. Reinsurance with Certified Reinsurers (Line 20 inset amount)	0		0
13. Funds held under reinsurance treaties with Certified Reinsurers (Line 19 third inset amount)	0		0
14. All other liabilities (Balance)	51,684,479	8,097,838	59,782,317
15. Total liabilities (Line 24)	68,639,225	35,713,233	104,352,458
16. Total capital and surplus (Line 33)	40,579,716	XXX	40,579,716
17. Total liabilities, capital and surplus (Line 34)	109,218,941	35,713,233	144,932,174
NET CREDIT FOR CEDED REINSURANCE			
18. Claims unpaid	27,615,395		
19. Accrued medical incentive pool	0		
20. Premiums received in advance	0		
21. Reinsurance recoverable on paid losses	11,918,952		
22. Other ceded reinsurance recoverables	0		
23. Total ceded reinsurance recoverables	39,534,347		
24. Premiums receivable	0		
25. Funds held under reinsurance treaties with authorized and unauthorized reinsurers	0		
26. Unauthorized reinsurance	0		
27. Reinsurance with Certified Reinsurers	0		
28. Funds held under reinsurance treaties with Certified Reinsurers	0		
29. Other ceded reinsurance payables/offsets	(8,097,838)		
30. Total ceded reinsurance payables/offsets	(8,097,838)		
31. Total net credit for ceded reinsurance	47,632,185		

SCHEDULE T - PART 2
INTERSTATE COMPACT - EXHIBIT OF PREMIUMS WRITTEN

Allocated by States and Territories

States, Etc.	Direct Business Only					Totals
	1 Life (Group and Individual)	2 Annuities (Group and Individual)	3 Disability Income (Group and Individual)	4 Long-Term Care (Group and Individual)	5 Deposit-Type Contracts	
1. Alabama	AL					
2. Alaska	AK					
3. Arizona	AZ					
4. Arkansas	AR					
5. California	CA					
6. Colorado	CO					
7. Connecticut	CT					
8. Delaware	DE					
9. District of Columbia	DC					
10. Florida	FL					
11. Georgia	GA					
12. Hawaii	HI					
13. Idaho	ID					
14. Illinois	IL					
15. Indiana	IN					
16. Iowa	IA					
17. Kansas	KS					
18. Kentucky	KY					
19. Louisiana	LA					
20. Maine	ME					
21. Maryland	MD					
22. Massachusetts	MA					
23. Michigan	MI					
24. Minnesota	MN					
25. Mississippi	MS					
26. Missouri	MO					
27. Montana	MT					
28. Nebraska	NE					
29. Nevada	NV					
30. New Hampshire	NH					
31. New Jersey	NJ					
32. New Mexico	NM					
33. New York	NY					
34. North Carolina	NC					
35. North Dakota	ND					
36. Ohio	OH					
37. Oklahoma	OK					
38. Oregon	OR					
39. Pennsylvania	PA					
40. Rhode Island	RI					
41. South Carolina	SC					
42. South Dakota	SD					
43. Tennessee	TN					
44. Texas	TX					
45. Utah	UT					
46. Vermont	VT					
47. Virginia	VA					
48. Washington	WA					
49. West Virginia	WV					
50. Wisconsin	WI					
51. Wyoming	WY					
52. American Samoa	AS					
53. Guam	GU					
54. Puerto Rico	PR					
55. U.S. Virgin Islands	VI					
56. Northern Mariana Islands	MP					
57. Canada	CAN					
58. Aggregate Other Alien	OT					
59. Total						

NONE

ANNUAL STATEMENT FOR THE YEAR 2024 OF THE HMO Partners, Inc

SCHEDULE Y

PART 1A - DETAIL OF INSURANCE HOLDING COMPANY SYSTEM

1	2	3	4	5	6	7	8	9	10	11	12	13	14	15	16
Group Code	Group Name	NAIC Company Code	ID Number	Federal RSSD	CIK	Name of Securities Exchange if Publicly Traded (U.S. or International)	Names of Parent, Subsidiaries Or Affiliates	Domi-ciliary Loca-tion	Relation-ship to Reporting Entity	Directly Controlled by (Name of Entity/Person)	Type of Control (Ownership, Board, Management, Attorney-in-Fact, Influence, Other)	If Control is Ownership Provide Percen-tage	Ultimate Controlling Entity(ies)/Person(s)	Is an SCA Filing Re-quired? (Yes/No)	*
. 0876	Arkansas BCBS Group	83470	71-0226428				USAbLe Mutal Insurance Company	AR	UDP	USAbLe Mutual Insurance Company	Board of Directors		USAbLe Mutual Insurance Company	NO	
. 0876	Arkansas BCBS Group		71-0862108				Blue & You Foundation	AR	NIA	USAbLe Mutual Insurance Company	Board, Influence		USAbLe Mutual Insurance Company	NO	
. 0876	Arkansas BCBS Group		71-0246079				USAbLe Corporation	AR	NIA	USAbLe Mutual Insurance Company	Ownership, Board, Influence	100.000	USAbLe Mutual Insurance Company	YES	
. 0876	Arkansas BCBS Group		47-5462795				Partnership for a Healthy Arkansas LLC	AR	NIA	USAbLe Mutual Insurance Company	Ownership, Board, Influence	20.000	USAbLe Mutual Insurance Company	NO	
. 0876	Arkansas BCBS Group	95442	71-0747497				HMO Partners, Inc.	AR	RE	USAbLe Mutual Insurance Company	Ownership, Board, Influence	50.000	USAbLe Mutual Insurance Company	NO	
. 0876	Arkansas BCBS Group		71-0628367				Group Service Underwriters, Inc	AR	NIA	USAbLe Corporation	Ownership, Board, Influence	100.000	USAbLe Mutual Insurance Company	NO	
. 0876	Arkansas BCBS Group		46-2015297				USAbLe Partners, LLC	AR	IA	USAbLe Corporation	Ownership, Board, Influence	100.000	USAbLe Mutual Insurance Company	NO	
. 0876	Arkansas BCBS Group		45-1062167				NDBH Holding Company, LLC	AR	NIA	USAbLe Corporation	Ownership, Board, Influence	10.000	USAbLe Mutual Insurance Company	NO	
. 0876	Arkansas BCBS Group	16751	84-4571869				USAbLe HMO, Inc.	AR	IA	USAbLe Corporation	Ownership, Board, Influence	100.000	USAbLe Mutual Insurance Company	NO	
. 0876	Arkansas BCBS Group	16750	84-4586338				USAbLe PPO Insurance Company	AR	IA	USAbLe Corporation	Ownership, Board, Influence	100.000	USAbLe Mutual Insurance Company	NO	

Asterisk	Explanation
----------	-------------

SCHEDULE Y

PART 2 - SUMMARY OF INSURER'S TRANSACTIONS WITH ANY AFFILIATES

1	2	3	4	5	6	7	8	9	10	11	12	13
NAIC Company Code	ID Number	Names of Insurers and Parent, Subsidiaries or Affiliates	Shareholder Dividends	Capital Contributions	Purchases, Sales or Exchanges of Loans, Securities, Real Estate, Mortgage Loans or Other Investments	Income/ (Disbursements) Incurred in Connection with Guarantees or Undertakings for the Benefit of any Affiliate(s)	Management Agreements and Service Contracts	Income/ (Disbursements) Incurred Under Reinsurance Agreements	*	Any Other Material Activity Not in the Ordinary Course of the Insurer's Business	Totals	Reinsurance Recoverable/ (Payable) on Losses and/or Reserve Credit Taken/(Liability)
83470	71-0226428	USable Mutual Insurance Company DBA Arkansas Blue Cross and Blue Shield	10,000,000				150,474,820	(49,914,475)			110,560,345	(88,492,145)
95442	71-0747497	HMO Partners Inc. (See HMOP tab)	(10,000,000)				(72,724,575)	12,316,888			(70,407,687)	39,534,347
	71-0246079	USable Corporation					1,157,981				1,157,981	
16751	84-4571869	USable HMO					(56,389,631)	18,429,444			(37,960,187)	29,330,951
16750	84-4586338	USable PPO					(21,902,684)	19,168,143			(2,734,541)	19,626,847
15225	46-2015297	USable Partners					636,730				636,730	
	71-0628367	Group Service Underwriters, Inc.					(1,252,641)				(1,252,641)	
9999999 Control Totals			0	0	0	0	0	0	XXX	0	0	0

SUPPLEMENTAL EXHIBITS AND SCHEDULES INTERROGATORIES

REQUIRED FILINGS

The following supplemental reports are required to be filed as part of your statement filing unless specifically waived by the domiciliary state. However, in the event that your domiciliary state waives the filing requirement, your response of WAIVED to the specific interrogatory will be accepted in lieu of filing a "NONE" report and a bar code will be printed below. If the supplement is required of your company but is not being filed for whatever reason enter SEE EXPLANATION and provide an explanation following the interrogatory questions.










	Responses
MARCH FILING	
1. Will the Supplemental Compensation Exhibit be filed with the state of domicile by March 1?	YES
2. Will an actuarial opinion be filed by March 1?	YES
3. Will the confidential Risk-based Capital Report be filed with the NAIC by March 1?.....	YES
4. Will the confidential Risk-based Capital Report be filed with the state of domicile, if required, by March 1?	YES
APRIL FILING	
5. Will Management's Discussion and Analysis be filed by April 1?	YES
6. Will the Supplemental Investment Risks Interrogatories be filed by April 1?	YES
7. Will the Accident and Health Policy Experience Exhibit be filed by April 1?	YES
JUNE FILING	
8. Will an audited financial report be filed by June 1?	YES
9. Will Accountant's Letter of Qualifications be filed with the state of domicile and electronically with the NAIC by June 1?	YES

SUPPLEMENTAL FILINGS

The following supplemental reports are required to be filed as part of your annual statement filing **if your company is engaged in the type of business covered by the supplement. However, in the event that your company does not transact the type of business for which the special report must be filed, your response of NO to the specific interrogatory will be accepted in lieu of filing a "NONE" report and a bar code will be printed below.** If the supplement is required of your company but is not being filed for whatever reason enter SEE EXPLANATION and provide an explanation following the interrogatory questions.

MARCH FILING	
10. Will the Medicare Supplement Insurance Experience Exhibit be filed with the state of domicile and the NAIC by March 1?	NO
11. Will the Supplemental Life data due March 1 be filed with the state of domicile and the NAIC?	NO
12. Will Schedule SIS (Stockholder Information Supplement) be filed with the state of domicile by March 1?.....	NO
13. Will the actuarial opinion on participating and non-participating policies as required in Interrogatories 1 and 2 on Exhibit 5 to Life Supplement be filed with the state of domicile and electronically with the NAIC by March 1?.....	NO
14. Will the actuarial opinion on non-guaranteed elements as required in Interrogatory 3 to Exhibit 5 to Life Supplement be filed with the state of domicile and electronically with the NAIC by March 1?.....	NO
15. Will the Medicare Part D Coverage Supplement be filed with the state of domicile and the NAIC by March 1?.....	NO
16. Will an approval from the reporting entity's state of domicile for relief related to the five-year rotation requirement for lead audit partner be filed electronically with the NAIC by March 1?	NO
17. Will an approval from the reporting entity's state of domicile for relief related to the one-year cooling off period for independent CPA be filed electronically with the NAIC by March 1?	NO
18. Will an approval from the reporting entity's state of domicile for relief related to the Requirements for Audit Committees be filed electronically with the NAIC by March 1?	NO
19. Will the Market Conduct Annual Statement (MCAS) Premium Exhibit for Year be filed with the applicable jurisdictions and with the NAIC by March 1?.....	YES
APRIL FILING	
20. Will the Long-Term Care Experience Reporting Forms be filed with the state of domicile and the NAIC by April 1?	NO
21. Will the Supplemental Life data due April 1 be filed with the state of domicile and the NAIC?	NO
22. Will the Supplemental Health Care Exhibit (Parts 1 and 2) be filed with the state of domicile and the NAIC by April 1?	YES
23. Will the Life, Health & Annuity Guaranty Association Assessable Premium Exhibit - Parts 1 and 2 be filed with the state of domicile and the NAIC by April 1?	YES
AUGUST FILING	
24. Will Management's Report of Internal Control Over Financial Reporting be filed with the state of domicile by August 1?	NO
Explanations:	
10. The data for this supplement is not required to be filed.	
11. The data for this supplement is not required to be filed.	
12. The data for this supplement is not required to be filed.	
13. The data for this supplement is not required to be filed.	
14. The data for this supplement is not required to be filed.	
15. The data for this supplement is not required to be filed.	
16. The data for this supplement is not required to be filed.	
17. The data for this supplement is not required to be filed.	
18. The data for this supplement is not required to be filed.	
20. The data for this supplement is not required to be filed.	
21. The data for this supplement is not required to be filed.	
24. The data for this supplement is not required to be filed.	

Bar Codes:

10. Medicare Supplement Insurance Experience Exhibit [Document Identifier 360]	
11. Life Supplement [Document Identifier 205]	
12. SIS Stockholder Information Supplement [Document Identifier 420]	
13. Participating Opinion for Exhibit 5 [Document Identifier 371]	
14. Non-Guaranteed Opinion for Exhibit 5 [Document Identifier 370]	
15. Medicare Part D Coverage Supplement [Document Identifier 365]	
16. Relief from the five-year rotation requirement for lead audit partner [Document Identifier 224]	
17. Relief from the one-year cooling off period for independent CPA [Document Identifier 225]	
18. Relief from the Requirements for Audit Committees [Document Identifier 226]	

SUPPLEMENTAL EXHIBITS AND SCHEDULES INTERROGATORIES

20. Long-Term Care Experience Reporting Forms [Document Identifier 306]



21. Life Supplement [Document Identifier 211]



24. Management's Report of Internal Control Over Financial Reporting [Document Identifier 223]





SUPPLEMENT FOR THE YEAR 2024 OF THE HMO Partners, Inc
MARKET CONDUCT ANNUAL STATEMENT (MCAS) PREMIUM EXHIBIT FOR YEAR

For The Year Ended December 31, 2024
 (To Be Filed by March 1)

FOR THE STATE OF: Arkansas

NAIC Group Code 0876

NAIC Company Code 95442

MCAS LINE OF BUSINESS	MCAS Reportable Premium/Considerations (Yes/No)
1. Disability Income	NO
2. Health	YES
3. Homeowners	NO
4. Individual Annuity	NO
5. Individual Life	NO
6. Lender-Placed Home and Auto	NO
7. Long-Term Care	NO
8. Other Health	NO
9. Private Flood	NO
10. Private Passenger Auto	NO
11. Short-Term Limited Duration Health Plans	NO
12. Travel	NO