



HEALTH ANNUAL STATEMENT

AS OF DECEMBER 31, 2024
OF THE CONDITION AND AFFAIRS OF THE

Coventry Health Care of Missouri, Inc.

NAIC Group Code 0001 0001 NAIC Company Code 96377 Employer's ID Number 43-1372307
(Current) (Prior)

Organized under the Laws of Missouri State of Domicile or Port of Entry MO

Country of Domicile United States of America

Licensed as business type: Health Maintenance Organization

Is HMO Federally Qualified? Yes [] No [X]

Incorporated/Organized 05/22/1985 Commenced Business 11/01/1985

Statutory Home Office 1285 Fern Ridge Parkway, Suite 200 St. Louis, MO, US 63141
(Street and Number) (City or Town, State, Country, and Zip Code)

Main Administrative Office 1285 Fern Ridge Parkway, Suite 200
(Street and Number)
St. Louis, MO, US 63141 314-506-1700
(City or Town, State, Country, and Zip Code) (Area Code) (Telephone Number)

Mail Address Attn: Stat Compliance; P.O. Box 818048 Cleveland, OH, US 44181-8048
(Street and Number or P.O. Box) (City or Town, State, Country, and Zip Code)

Primary Location of Books and Records 1285 Fern Ridge Parkway, Suite 200
(Street and Number)
St. Louis, MO, US 63141 314-506-1700
(City or Town, State, Country, and Zip Code) (Area Code) (Telephone Number)

Internet Website Address www.aetna.com

Statutory Statement Contact Kim E. Roth 215-775-6508
(Name) (Area Code) (Telephone Number)
StatutoryReporting@aetna.com 860-262-7767
(E-mail Address) (FAX Number)

OFFICERS

Vice President and Secretary Edward Chung-I Lee Corporate Controller Steven Matthew Conte

OTHER

Michael Thomas Avotins, President Derek Scott Blunt, Senior Investment Officer Amy Christine Fletcher, Chief Financial Officer
Peter Keller, Assistant Controller Scott David Miller, Assistant Controller Tracy Louise Smith, Vice President and Treasurer
Whitney Dorothy Todisco, Assistant Controller

DIRECTORS OR TRUSTEES

John David Anders Michael Thomas Avotins Amy Christine Fletcher

The officers of this reporting entity being duly sworn, each depose and say that they are the described officers of said reporting entity, and that on the reporting period stated above, all of the herein described assets were the absolute property of the said reporting entity, free and clear from any liens or claims thereon, except as herein stated, and that this statement, together with related exhibits, schedules and explanations therein contained, annexed or referred to, is a full and true statement of all the assets and liabilities and of the condition and affairs of the said reporting entity as of the reporting period stated above, and of its income and deductions therefrom for the period ended, and have been completed in accordance with the NAIC Annual Statement Instructions and Accounting Practices and Procedures manual except to the extent that: (1) state law may differ; or, (2) that state rules or regulations require differences in reporting not related to accounting practices and procedures, according to the best of their information, knowledge and belief, respectively. Furthermore, the scope of this attestation by the described officers also includes the related corresponding electronic filing with the NAIC, when required, that is an exact copy (except for formatting differences due to electronic filing) of the enclosed statement. The electronic filing may be requested by various regulators in lieu of or in addition to the enclosed statement.

Edward Chung-I Lee
Vice President and Secretary

Steven Matthew Conte
Corporate Controller

State of..... Connecticut
County of.... Hartford

State of..... Connecticut
County of.... Hartford

Subscribed and sworn to before me this:


Subscribed and sworn to before me this:

17th day of February, 2025

____ day of _____, 2025

NOTARY PUBLIC (Seal)

NOTARY PUBLIC (Seal)



- a. Is this an original filing? Yes [X] No []
b. If no,
1. State the amendment number.....
2. Date filed
3. Number of pages attached.....



HEALTH ANNUAL STATEMENT

AS OF DECEMBER 31, 2024
OF THE CONDITION AND AFFAIRS OF THE
Coventry Health Care of Missouri, Inc.

NAIC Group Code 0001 0001 NAIC Company Code 96377 Employer's ID Number 43-1372307
(Current) (Prior)

Organized under the Laws of Missouri State of Domicile or Port of Entry MO

Country of Domicile United States of America

Licensed as business type: Health Maintenance Organization

Is HMO Federally Qualified? Yes [] No [X]

Incorporated/Organized 05/22/1985 Commenced Business 11/01/1985

Statutory Home Office 1285 Fern Ridge Parkway, Suite 200 St. Louis, MO, US 63141
(Street and Number) (City or Town, State, Country, and Zip Code)

Main Administrative Office 1285 Fern Ridge Parkway, Suite 200
(Street and Number)

St. Louis, MO, US 63141 314-506-1700
(City or Town, State, Country, and Zip Code) (Area Code) (Telephone Number)

Mail Address Attn: Stat Compliance; P.O. Box 818048 Cleveland, OH, US 44181-8048
(Street and Number or P.O. Box) (City or Town, State, Country, and Zip Code)

Primary Location of Books and Records 1285 Fern Ridge Parkway, Suite 200
(Street and Number)

St. Louis, MO, US 63141 314-506-1700
(City or Town, State, Country, and Zip Code) (Area Code) (Telephone Number)

Internet Website Address www.aetna.com

Statutory Statement Contact Kim E. Roth 215-775-6508
(Name) (Area Code) (Telephone Number)

StatutoryReporting@aetna.com 860-262-7767
(E-mail Address) (FAX Number)

OFFICERS

Vice President and Secretary Edward Chung-I Lee Corporate Controller Steven Matthew Conte

OTHER

Michael Thomas Avotins, President Derek Scott Blunt, Senior Investment Officer Amy Christine Fletcher, Chief Financial Officer
Peter Keller, Assistant Controller Scott David Miller, Assistant Controller Tracy Louise Smith, Vice President and Treasurer
Whitney Dorothy Todisco, Assistant Controller

DIRECTORS OR TRUSTEES

John David Anders Michael Thomas Avotins Amy Christine Fletcher

The officers of this reporting entity being duly sworn, each depose and say that they are the described officers of said reporting entity, and that on the reporting period stated above, all of the herein described assets were the absolute property of the said reporting entity, free and clear from any liens or claims thereon, except as herein stated, and that this statement, together with related exhibits, schedules and explanations therein contained, annexed or referred to, is a full and true statement of all the assets and liabilities and of the condition and affairs of the said reporting entity as of the reporting period stated above, and of its income and deductions therefrom for the period ended, and have been completed in accordance with the NAIC Annual Statement Instructions and Accounting Practices and Procedures manual except to the extent that: (1) state law may differ; or, (2) that state rules or regulations require differences in reporting not related to accounting practices and procedures, according to the best of their information, knowledge and belief, respectively. Furthermore, the scope of this attestation by the described officers also includes the related corresponding electronic filing with the NAIC, when required, that is an exact copy (except for formatting differences due to electronic filing) of the enclosed statement. The electronic filing may be requested by various regulators in lieu of or in addition to the enclosed statement.

Edward Chung-I Lee
Vice President and Secretary

Steven Matthew Conte
Corporate Controller

State of..... Connecticut
County of.... Hartford

State of..... Connecticut
County of.... Hartford

Subscribed and sworn to before me this:

Subscribed and sworn to before me this:

 day of , 2025

11 day of February, 2025

NOTARY PUBLIC (Seal)

NOTARY PUBLIC (Seal)



- a. Is this an original filing? Yes [X] No []
b. If no,
1. State the amendment number.....
2. Date filed
3. Number of pages attached.....

EXHIBIT 2 - ACCIDENT AND HEALTH PREMIUMS DUE AND UNPAID

1 Name of Debtor	2 1 - 30 Days	3 31 - 60 Days	4 61 - 90 Days	5 Over 90 Days	6 Nonadmitted	7 Admitted
0199999 Total individuals.....						
Group Subscribers:						
0299998. Premiums due and unpaid not individually listed						
0299999. Total group	0	0	0	0	0	0
0399999. Premiums due and unpaid from Medicare entities	1,031,606	36,487	36,178	739,296	801,459	1,042,108
0499999. Premiums due and unpaid from Medicaid entities						
.....						
.....						
.....						
.....						
.....						
.....						
.....						
.....						
.....						
.....						
.....						
.....						
.....						
.....						
.....						
0599999 Accident and health premiums due and unpaid (Page 2, Line 15)	1,031,606	36,487	36,178	739,296	801,459	1,042,108

EXHIBIT 3A - ANALYSIS OF HEALTH CARE RECEIVABLES COLLECTED AND ACCRUED

Type of Health Care Receivable	Health Care Receivables Collected or Offset During the Year		Health Care Receivables Accrued as of December 31 of Current Year		5	6
	1 On Amounts Accrued Prior to January 1 of Current Year	2 On Amounts Accrued During the Year	3 On Amounts Accrued December 31 of Prior Year	4 On Amounts Accrued During the Year	Health Care Receivables from Prior Years (Columns 1 + 3)	Estimated Health Care Receivables Accrued as of December 31 of Prior Year
1. Pharmaceutical rebate receivables	8,238,403	138,576,403		14,455,703	8,238,403	7,058,211
2. Claim overpayment receivables					0	0
3. Loans and advances to providers					0	0
4. Capitation arrangement receivables	525,377	(10,871,603)		23,489,894	525,377	7,123,380
5. Risk sharing receivables					0	0
6. Other health care receivables.....	1,413,744	(317,021)		35,179,167	1,413,744	2,040,754
7. Totals (Lines 1 through 6)	10,177,524	127,387,779	0	73,124,764	10,177,524	16,222,345

Note that the accrued amounts in Columns 3, 4, and 6 are the total health care receivables, not just the admitted portion.

EXHIBIT 5 - AMOUNTS DUE FROM PARENT, SUBSIDIARIES AND AFFILIATES

1 Name of Affiliate	2 1 - 30 Days	3 31 - 60 Days	4 61 - 90 Days	5 Over 90 Days	6 Nonadmitted	Admitted	
						7 Current	8 Non-Current
NONE							
0399999 Total gross amounts receivable							

EXHIBIT 6 - AMOUNTS DUE TO PARENT, SUBSIDIARIES AND AFFILIATES

1 Affiliate	2 Description	3 Amount	4 Current	5 Non-Current
Aetna Health Management, LLC	See Notes to Financial Statements	89,736,688	89,736,688	0
0199999. Individually listed payables		89,736,688	89,736,688	0
0299999. Payables not individually listed		0	0	0
0399999 Total gross payables		89,736,688	89,736,688	0

EXHIBIT 7 PART 1- SUMMARY OF TRANSACTIONS WITH PROVIDERS

Payment Method	1 Direct Medical Expense Payment	2 Column 1 as a % of Total Payments	3 Total Members Covered	4 Column 3 as a % of Total Members	5 Column 1 Expenses Paid to Affiliated Providers	6 Column 1 Expenses Paid to Non-Affiliated Providers
Capitation Payments:						
1. Medical groups	10,932,727	0.8	121,238	100.0		10,932,727
2. Intermediaries	0	0.0		0.0		
3. All other providers	0	0.0		0.0		
4. Total capitation payments	10,932,727	0.8	121,238	100.0	0	10,932,727
Other Payments:						
5. Fee-for-service	80,800,523	5.7	XXX	XXX		80,800,523
6. Contractual fee payments	1,290,272,520	91.3	XXX	XXX	211,811,594	1,078,460,926
7. Bonus/withhold arrangements - fee-for-service	0	0.0	XXX	XXX		
8. Bonus/withhold arrangements - contractual fee payments	31,102,225	2.2	XXX	XXX		31,102,225
9. Non-contingent salaries	0	0.0	XXX	XXX		
10. Aggregate cost arrangements	0	0.0	XXX	XXX		
11. All other payments	0	0.0	XXX	XXX		
12. Total other payments	1,402,175,268	99.2	XXX	XXX	211,811,594	1,190,363,674
13. TOTAL (Line 4 plus Line 12)	1,413,107,995	100%	XXX	XXX	211,811,594	1,201,296,401

EXHIBIT 7 - PART 2 - SUMMARY OF TRANSACTIONS WITH INTERMEDIARIES

1 NAIC Code	2 Name of Intermediary	3 Capitation Paid	4 Average Monthly Capitation	5 Intermediary's Total Adjusted Capital	6 Intermediary's Authorized Control Level RBC
NONE					
9999999 Totals			XXX	XXX	XXX

EXHIBIT 8 - FURNITURE, EQUIPMENT AND SUPPLIES OWNED

Description	1 Cost	2 Improvements	3 Accumulated Depreciation	4 Book Value Less Encumbrances	5 Assets Not Admitted	6 Net Admitted Assets
1. Administrative furniture and equipment	NONE					
2. Medical furniture, equipment and fixtures						
3. Pharmaceuticals and surgical supplies						
4. Durable medical equipment						
5. Other property and equipment						
6. Total						



ANNUAL STATEMENT FOR THE YEAR 2024 OF THE Coventry Health Care of Missouri, Inc.

EXHIBIT OF PREMIUMS, ENROLLMENT AND UTILIZATION (a)

REPORT FOR: 1. CORPORATION

Coventry Health Care of Missouri, Inc.

2. St. Louis, MO

NAIC Group Code	0001	BUSINESS IN THE STATE OF		DURING THE YEAR										(LOCATION)	
		Arkansas		2024										NAIC Company Code	
		96377		1	Comprehensive (Hospital & Medical)		4	5	6	7	8	9	10	11	12
	Total	2	3	Medicare Supplement	Vision Only	Dental Only	Federal Employees Health Benefits Plan	Title XVIII Medicare	Title XIX Medicaid	Credit A&H	Disability Income	Long-Term Care	Other Health	Other Non-Health	
Total Members at end of:															
1. Prior Year	4,713							4,713							
2. First Quarter	7,145							7,145							
3. Second Quarter	7,255							7,255							
4. Third Quarter	7,281							7,281							
5. Current Year	7,250							7,250							
6. Current Year Member Months	86,452							86,452							
Total Member Ambulatory Encounters for Year:															
7. Physician	310,072							310,072							
8. Non-Physician	262,876							262,876							
9. Total	572,948	0	0	0	0	0	0	572,948	0	0	0	0	0	0	0
10. Hospital Patient Days Incurred	9,061							9,061							
11. Number of Inpatient Admissions	1,122							1,122							
12. Health Premiums Written (b)	89,843,680							89,843,680							
13. Life Premiums Direct	0							0							
14. Property/Casualty Premiums Written	0							0							
15. Health Premiums Earned	90,719,793							90,719,793							
16. Property/Casualty Premiums Earned	0							0							
17. Amount Paid for Provision of Health Care Services	79,914,717							79,914,717							
18. Amount Incurred for Provision of Health Care Services	79,243,688							79,243,688							

(a) For health business: number of persons insured under PPO managed care products and number of persons insured under indemnity only products

(b) For health premiums written: amount of Medicare Title XVIII exempt from state taxes or fees \$ 89,843,680

30 AR



ANNUAL STATEMENT FOR THE YEAR 2024 OF THE Coventry Health Care of Missouri, Inc.

EXHIBIT OF PREMIUMS, ENROLLMENT AND UTILIZATION (a)

REPORT FOR: 1. CORPORATION

Coventry Health Care of Missouri, Inc.

2. St. Louis, MO

NAIC Group Code	0001	BUSINESS IN THE STATE OF		DURING THE YEAR										(LOCATION)	
		Illinois		2024										NAIC Company Code	
		96377		1	Comprehensive (Hospital & Medical)		4	5	6	7	8	9	10	11	12
	Total	2 Individual	3 Group	Medicare Supplement	Vision Only	Dental Only	Federal Employees Health Benefits Plan	Title XVIII Medicare	Title XIX Medicaid	Credit A&H	Disability Income	Long-Term Care	Other Health	Other Non-Health	
Total Members at end of:															
1. Prior Year	6,596							6,596							
2. First Quarter	9,562							9,562							
3. Second Quarter	9,826							9,826							
4. Third Quarter	9,888							9,888							
5. Current Year	9,993							9,993							
6. Current Year Member Months	116,915							116,915							
Total Member Ambulatory Encounters for Year:															
7. Physician	409,572							409,572							
8. Non-Physician	339,169							339,169							
9. Total	748,741	0	0	0	0	0	0	748,741	0	0	0	0	0	0	0
10. Hospital Patient Days Incurred	18,589							18,589							
11. Number of Inpatient Admissions	1,851							1,851							
12. Health Premiums Written (b)	131,663,419							131,663,419							
13. Life Premiums Direct	0							0							
14. Property/Casualty Premiums Written	0							0							
15. Health Premiums Earned	134,915,076							134,915,076							
16. Property/Casualty Premiums Earned	0							0							
17. Amount Paid for Provision of Health Care Services	130,638,441	(55)	(1,433)					130,639,929							
18. Amount Incurred for Provision of Health Care Services	131,549,048	(55)	(1,433)					131,550,536							

(a) For health business: number of persons insured under PPO managed care products and number of persons insured under indemnity only products

(b) For health premiums written: amount of Medicare Title XVIII exempt from state taxes or fees \$ 131,663,419



ANNUAL STATEMENT FOR THE YEAR 2024 OF THE Coventry Health Care of Missouri, Inc.

EXHIBIT OF PREMIUMS, ENROLLMENT AND UTILIZATION (a)

REPORT FOR: 1. CORPORATION

Coventry Health Care of Missouri, Inc.

2. St. Louis, MO

NAIC Group Code	0001	BUSINESS IN THE STATE OF		DURING THE YEAR										(LOCATION)	
		Kansas		2024										NAIC Company Code	
		96377		1	Comprehensive (Hospital & Medical)		4	5	6	7	8	9	10	11	12
	Total	2 Individual	3 Group	Medicare Supplement	Vision Only	Dental Only	Federal Employees Health Benefits Plan	Title XVIII Medicare	Title XIX Medicaid	Credit A&H	Disability Income	Long-Term Care	Other Health	Other Non-Health	
Total Members at end of:															
1. Prior Year	10,556							10,556							
2. First Quarter	17,904							17,904							
3. Second Quarter	19,194							19,194							
4. Third Quarter	19,849							19,849							
5. Current Year	19,982							19,982							
6. Current Year Member Months	227,002							227,002							
Total Member Ambulatory Encounters for Year:															
7. Physician	744,059							744,059							
8. Non-Physician	629,791							629,791							
9. Total	1,373,850	0	0	0	0	0	0	1,373,850	0	0	0	0	0	0	0
10. Hospital Patient Days Incurred	33,650							33,650							
11. Number of Inpatient Admissions	3,501							3,501							
12. Health Premiums Written (b)	244,586,939							244,586,939							
13. Life Premiums Direct	0							0							
14. Property/Casualty Premiums Written	0							0							
15. Health Premiums Earned	258,577,641							258,577,641							
16. Property/Casualty Premiums Earned	0							0							
17. Amount Paid for Provision of Health Care Services	317,731,298							317,731,298							
18. Amount Incurred for Provision of Health Care Services	322,995,912							322,995,912							

(a) For health business: number of persons insured under PPO managed care products and number of persons insured under indemnity only products

(b) For health premiums written: amount of Medicare Title XVIII exempt from state taxes or fees \$ 244,586,939

30 KS



ANNUAL STATEMENT FOR THE YEAR 2024 OF THE Coventry Health Care of Missouri, Inc.

EXHIBIT OF PREMIUMS, ENROLLMENT AND UTILIZATION (a)

REPORT FOR: 1. CORPORATION

Coventry Health Care of Missouri, Inc.

2. St. Louis, MO

NAIC Group Code	0001	BUSINESS IN THE STATE OF		DURING THE YEAR										(LOCATION)	
		Missouri		2024										NAIC Company Code	
		96377		1	Comprehensive (Hospital & Medical)		4	5	6	7	8	9	10	11	12
	Total	2	3	Medicare Supplement	Vision Only	Dental Only	Federal Employees Health Benefits Plan	Title XVIII Medicare	Title XIX Medicaid	Credit A&H	Disability Income	Long-Term Care	Other Health	Other Non-Health	
Total Members at end of:															
1. Prior Year	50,438							50,438							
2. First Quarter	75,088							75,088							
3. Second Quarter	79,135							79,135							
4. Third Quarter	82,047							82,047							
5. Current Year	82,808							82,808							
6. Current Year Member Months	945,749							945,749							
Total Member Ambulatory Encounters for Year:															
7. Physician	3,021,273							3,021,273							
8. Non-Physician	2,558,131							2,558,131							
9. Total	5,579,404	0	0	0	0	0	0	5,579,404	0	0	0	0	0	0	0
10. Hospital Patient Days Incurred	137,443							137,443							
11. Number of Inpatient Admissions	14,880							14,880							
12. Health Premiums Written (b)	1,030,691,871							1,030,691,871							
13. Life Premiums Direct	0							0							
14. Property/Casualty Premiums Written	0							0							
15. Health Premiums Earned	1,044,199,010							1,044,199,010							
16. Property/Casualty Premiums Earned	0							0							
17. Amount Paid for Provision of Health Care Services	871,481,607							871,481,607							
18. Amount Incurred for Provision of Health Care Services	864,650,826							864,650,826							

(a) For health business: number of persons insured under PPO managed care products and number of persons insured under indemnity only products

(b) For health premiums written: amount of Medicare Title XVIII exempt from state taxes or fees \$ 1,030,691,871

30 MO



ANNUAL STATEMENT FOR THE YEAR 2024 OF THE Coventry Health Care of Missouri, Inc.

EXHIBIT OF PREMIUMS, ENROLLMENT AND UTILIZATION (a)

REPORT FOR: 1. CORPORATION

Coventry Health Care of Missouri, Inc.

2. St. Louis, MO

NAIC Group Code	0001	BUSINESS IN THE STATE OF		DURING THE YEAR										(LOCATION)	
		Oklahoma		2024										NAIC Company Code	
		96377		1	Comprehensive (Hospital & Medical)		4	5	6	7	8	9	10	11	12
	Total	2 Individual	3 Group	Medicare Supplement	Vision Only	Dental Only	Federal Employees Health Benefits Plan	Title XVIII Medicare	Title XIX Medicaid	Credit A&H	Disability Income	Long-Term Care	Other Health	Other Non-Health	
Total Members at end of:															
1. Prior Year	1,189							1,189							
2. First Quarter	1,222							1,222							
3. Second Quarter	1,224							1,224							
4. Third Quarter	1,228							1,228							
5. Current Year	1,205							1,205							
6. Current Year Member Months	14,673							14,673							
Total Member Ambulatory Encounters for Year:															
7. Physician	34,282							34,282							
8. Non-Physician	39,636							39,636							
9. Total	73,918	0	0	0	0	0	0	73,918	0	0	0	0	0	0	0
10. Hospital Patient Days Incurred	3,285							3,285							
11. Number of Inpatient Admissions	236							236							
12. Health Premiums Written (b)	14,756,021							14,756,021							
13. Life Premiums Direct	0							0							
14. Property/Casualty Premiums Written	0							0							
15. Health Premiums Earned	15,390,257							15,390,257							
16. Property/Casualty Premiums Earned	0							0							
17. Amount Paid for Provision of Health Care Services	13,341,932							13,341,932							
18. Amount Incurred for Provision of Health Care Services	13,140,200							13,140,200							

(a) For health business: number of persons insured under PPO managed care products and number of persons insured under indemnity only products

(b) For health premiums written: amount of Medicare Title XVIII exempt from state taxes or fees \$ 14,756,021

30 OK



ANNUAL STATEMENT FOR THE YEAR 2024 OF THE Coventry Health Care of Missouri, Inc.

EXHIBIT OF PREMIUMS, ENROLLMENT AND UTILIZATION (a)

REPORT FOR: 1. CORPORATION

Coventry Health Care of Missouri, Inc.

2. St. Louis, MO

NAIC Group Code	0001	BUSINESS IN THE STATE OF		Grand Total	DURING THE YEAR										(LOCATION)		
		Comprehensive (Hospital & Medical)			4	5	6	7	8	9	10	11	12	13	14	NAIC Company Code	96377
		2	3														
Total	Individual	Group															
Total Members at end of:																	
1. Prior Year	73,492	0	0	0	0	0	0	0	73,492	0	0	0	0	0	0	0	
2. First Quarter	110,921	0	0	0	0	0	0	0	110,921	0	0	0	0	0	0	0	
3. Second Quarter	116,634	0	0	0	0	0	0	0	116,634	0	0	0	0	0	0	0	
4. Third Quarter	120,293	0	0	0	0	0	0	0	120,293	0	0	0	0	0	0	0	
5. Current Year	121,238	0	0	0	0	0	0	0	121,238	0	0	0	0	0	0	0	
6. Current Year Member Months	1,390,791	0	0	0	0	0	0	0	1,390,791	0	0	0	0	0	0	0	
Total Member Ambulatory Encounters for Year:																	
7. Physician	4,519,258	0	0	0	0	0	0	0	4,519,258	0	0	0	0	0	0	0	
8. Non-Physician	3,829,603	0	0	0	0	0	0	0	3,829,603	0	0	0	0	0	0	0	
9. Total	8,348,861	0	0	0	0	0	0	0	8,348,861	0	0	0	0	0	0	0	
10. Hospital Patient Days Incurred	202,028	0	0	0	0	0	0	0	202,028	0	0	0	0	0	0	0	
11. Number of Inpatient Admissions	21,590	0	0	0	0	0	0	0	21,590	0	0	0	0	0	0	0	
12. Health Premiums Written (b)	1,511,541,930	0	0	0	0	0	0	0	1,511,541,930	0	0	0	0	0	0	0	
13. Life Premiums Direct	0	0	0	0	0	0	0	0	0	0	0	0	0	0	0	0	
14. Property/Casualty Premiums Written	0	0	0	0	0	0	0	0	0	0	0	0	0	0	0	0	
15. Health Premiums Earned	1,543,801,777	0	0	0	0	0	0	0	1,543,801,777	0	0	0	0	0	0	0	
16. Property/Casualty Premiums Earned	0	0	0	0	0	0	0	0	0	0	0	0	0	0	0	0	
17. Amount Paid for Provision of Health Care Services	1,413,107,995	(55)	(1,433)	0	0	0	0	0	1,413,109,483	0	0	0	0	0	0	0	
18. Amount Incurred for Provision of Health Care Services	1,411,579,674	(55)	(1,433)	0	0	0	0	0	1,411,581,162	0	0	0	0	0	0	0	

(a) For health business: number of persons insured under PPO managed care products0 and number of persons insured under indemnity only products0 .

(b) For health premiums written: amount of Medicare Title XVIII exempt from state taxes or fees \$1,511,541,930

30 GT

ANNUAL STATEMENT FOR THE YEAR 2024 OF THE Coventry Health Care of Missouri, Inc.

SCHEDULE S - PART 1 - SECTION 2

Reinsurance Assumed Accident and Health Insurance Listed by Reinsured Company as of December 31, Current Year

1 NAIC Company Code	2 ID Number	3 Effective Date	4 Name of Reinsured	5 Domiciliary Jurisdiction	6 Type of Reinsurance Assumed	7 Type of Business Assumed	8 Premiums	9 Unearned Premiums	10 Reserve Liability Other Than for Unearned Premiums	11 Reinsurance Payable on Paid and Unpaid Losses	12 Modified Coinsurance Reserve	13 Funds Withheld Under Coinsurance
NONE												
9999999 - Totals												

ANNUAL STATEMENT FOR THE YEAR 2024 OF THE Coventry Health Care of Missouri, Inc.

SCHEDULE S - PART 3 - SECTION 2

Reinsurance Ceded Accident and Health Insurance Listed by Reinsuring Company as of December 31, Current Year

1 NAIC Company Code	2 ID Number	3 Effective Date	4 Name of Company	5 Domi- ciliary Juris- diction	6 Type of Reinsurance Ceded	7 Type of Business Ceded	8 Premiums	9 Unearned Premiums (Estimated)	10 Reserve Credit Taken Other than for Unearned Premiums	Outstanding Surplus Relief		13 Modified Coinsurance Reserve	14 Funds Withheld Under Coinsurance
										11 Current Year	12 Prior Year		
0399999	Total General Account - Authorized U.S. Affiliates						0	0	0	0	0	0	0
0699999	Total General Account - Authorized Non-U.S. Affiliates						0	0	0	0	0	0	0
0799999	Total General Account - Authorized Affiliates						0	0	0	0	0	0	0
1099999	Total General Account - Authorized Non-Affiliates						0	0	0	0	0	0	0
1199999	Total General Account Authorized						0	0	0	0	0	0	0
1499999	Total General Account - Unauthorized U.S. Affiliates						0	0	0	0	0	0	0
1799999	Total General Account - Unauthorized Non-U.S. Affiliates						0	0	0	0	0	0	0
1899999	Total General Account - Unauthorized Affiliates						0	0	0	0	0	0	0
... 00000	...AA-3770333	04/01/2014	Fresenius Medical Care Reinsurance Co. (Cayman) LTD	CYM	QA/I	MR	16,688,068	0	0	0	0	0	0
2099999	General Account - Unauthorized Non-U.S. Non-Affiliates						16,688,068	0	0	0	0	0	0
2199999	Total General Account - Unauthorized Non-Affiliates						16,688,068	0	0	0	0	0	0
2299999	Total General Account Unauthorized						16,688,068	0	0	0	0	0	0
2599999	Total General Account - Certified U.S. Affiliates						0	0	0	0	0	0	0
2899999	Total General Account - Certified Non-U.S. Affiliates						0	0	0	0	0	0	0
2999999	Total General Account - Certified Affiliates						0	0	0	0	0	0	0
3299999	Total General Account - Certified Non-Affiliates						0	0	0	0	0	0	0
3399999	Total General Account Certified						0	0	0	0	0	0	0
3699999	Total General Account - Reciprocal Jurisdiction U.S. Affiliates						0	0	0	0	0	0	0
3999999	Total General Account - Reciprocal Jurisdiction Non-U.S. Affiliates						0	0	0	0	0	0	0
4099999	Total General Account - Reciprocal Jurisdiction Affiliates						0	0	0	0	0	0	0
4399999	Total General Account - Reciprocal Jurisdiction Non-Affiliates						0	0	0	0	0	0	0
4499999	Total General Account Reciprocal Jurisdiction						0	0	0	0	0	0	0
4599999	Total General Account Authorized, Unauthorized, Reciprocal Jurisdiction and Certified						16,688,068	0	0	0	0	0	0
4899999	Total Separate Accounts - Authorized U.S. Affiliates						0	0	0	0	0	0	0
5199999	Total Separate Accounts - Authorized Non-U.S. Affiliates						0	0	0	0	0	0	0
5299999	Total Separate Accounts - Authorized Affiliates						0	0	0	0	0	0	0
5599999	Total Separate Accounts - Authorized Non-Affiliates						0	0	0	0	0	0	0
5699999	Total Separate Accounts Authorized						0	0	0	0	0	0	0
5999999	Total Separate Accounts - Unauthorized U.S. Affiliates						0	0	0	0	0	0	0
6299999	Total Separate Accounts - Unauthorized Non-U.S. Affiliates						0	0	0	0	0	0	0
6399999	Total Separate Accounts - Unauthorized Affiliates						0	0	0	0	0	0	0
6699999	Total Separate Accounts - Unauthorized Non-Affiliates						0	0	0	0	0	0	0
6799999	Total Separate Accounts Unauthorized						0	0	0	0	0	0	0
7099999	Total Separate Accounts - Certified U.S. Affiliates						0	0	0	0	0	0	0
7399999	Total Separate Accounts - Certified Non-U.S. Affiliates						0	0	0	0	0	0	0
7499999	Total Separate Accounts - Certified Affiliates						0	0	0	0	0	0	0
7799999	Total Separate Accounts - Certified Non-Affiliates						0	0	0	0	0	0	0
7899999	Total Separate Accounts Certified						0	0	0	0	0	0	0
8199999	Total Separate Accounts - Reciprocal Jurisdiction U.S. Affiliates						0	0	0	0	0	0	0
8499999	Total Separate Accounts - Reciprocal Jurisdiction Non-U.S. Affiliates						0	0	0	0	0	0	0
8599999	Total Separate Accounts - Reciprocal Jurisdiction Affiliates						0	0	0	0	0	0	0
8899999	Total Separate Accounts - Reciprocal Jurisdiction Non-Affiliates						0	0	0	0	0	0	0
8999999	Total Separate Accounts Reciprocal Jurisdiction						0	0	0	0	0	0	0
9099999	Total Separate Accounts Authorized, Unauthorized, Reciprocal Jurisdiction and Certified						0	0	0	0	0	0	0
9199999	Total U.S. (Sum of 0399999, 0899999, 1499999, 1999999, 2599999, 3099999, 3699999, 4199999, 4899999, 5399999, 5999999, 6499999, 7099999, 7599999, 8199999 and 8699999)						0	0	0	0	0	0	0
9299999	Total Non-U.S. (Sum of 0699999, 0999999, 1799999, 2099999, 2899999, 3199999, 3999999, 4299999, 5199999, 5499999, 6299999, 6599999, 7399999, 7699999, 8499999 and 8799999)						16,688,068	0	0	0	0	0	0
9999999	Totals						16,688,068	0	0	0	0	0	0

ANNUAL STATEMENT FOR THE YEAR 2024 OF THE Coventry Health Care of Missouri, Inc.

SCHEDULE S - PART 4

Reinsurance Ceded to Unauthorized Companies

1 NAIC Company Code	2 ID Number	3 Effective Date	4 Name of Reinsurer	5 Reserve Credit Taken	6 Paid and Unpaid Losses Recoverable (Debit)	7 Other Debits	8 Total (Cols.5+6+7)	9 Letters of Credit	10 Issuing or Confirming Bank Reference Number (a)	11 Trust Agreements	12 Funds Deposited by and Withheld from Reinsurers	13 Other	14 Miscellaneous Balances (Credit)	15 Sum of Cols. 9+11+12+13 +14 but not in Excess of Col. 8
0399999	Total General Account - Life and Annuity U.S. Affiliates			0	0	0	0	0	XXX	0	0	0	0	0
0699999	Total General Account - Life and Annuity Non-U.S. Affiliates			0	0	0	0	0	XXX	0	0	0	0	0
0799999	Total General Account - Life and Annuity Affiliates			0	0	0	0	0	XXX	0	0	0	0	0
1099999	Total General Account - Life and Annuity Non-Affiliates			0	0	0	0	0	XXX	0	0	0	0	0
1199999	Total General Account Life and Annuity			0	0	0	0	0	XXX	0	0	0	0	0
1499999	Total General Account - Accident and Health U.S. Affiliates			0	0	0	0	0	XXX	0	0	0	0	0
1799999	Total General Account - Accident and Health Non-U.S. Affiliates			0	0	0	0	0	XXX	0	0	0	0	0
1899999	Total General Account - Accident and Health Affiliates			0	0	0	0	0	XXX	0	0	0	0	0
...00000	AA-3770333	04/01/2014	Fresenius Medical Care Reinsurance Co. (Cayman) LTD	0	1,259,185	0	1,259,185	0	XXX	0	4,239,004	0	0	1,259,185
2099999	General Account - Accident and Health Non-U.S. Non-Affiliates			0	1,259,185	0	1,259,185	0	XXX	0	4,239,004	0	0	1,259,185
2199999	Total General Account - Accident and Health Non-Affiliates			0	1,259,185	0	1,259,185	0	XXX	0	4,239,004	0	0	1,259,185
2299999	Total General Account Accident and Health			0	1,259,185	0	1,259,185	0	XXX	0	4,239,004	0	0	1,259,185
2399999	Total General Account			0	1,259,185	0	1,259,185	0	XXX	0	4,239,004	0	0	1,259,185
2699999	Total Separate Accounts - U.S. Affiliates			0	0	0	0	0	XXX	0	0	0	0	0
2999999	Total Separate Accounts - Non-U.S. Affiliates			0	0	0	0	0	XXX	0	0	0	0	0
3099999	Total Separate Accounts - Affiliates			0	0	0	0	0	XXX	0	0	0	0	0
3399999	Total Separate Accounts - Non-Affiliates			0	0	0	0	0	XXX	0	0	0	0	0
3499999	Total Separate Accounts			0	0	0	0	0	XXX	0	0	0	0	0
3599999	Total U.S. (Sum of 0399999, 0899999, 1499999, 1999999, 2699999 and 3199999)			0	0	0	0	0	XXX	0	0	0	0	0
3699999	Total Non-U.S. (Sum of 0699999, 0999999, 1799999, 2099999, 2999999 and 3299999)			0	1,259,185	0	1,259,185	0	XXX	0	4,239,004	0	0	1,259,185
9999999	Totals			0	1,259,185	0	1,259,185	0	XXX	0	4,239,004	0	0	1,259,185

(a)

Issuing or Confirming Bank Reference Number	Letters of Credit Code	American Bankers Association (ABA) Routing Number	Issuing or Confirming Bank Name	Letters of Credit Amount
NONE				

SCHEDULE S - PART 6

Five Year Exhibit of Reinsurance Ceded Business (\$000 Omitted)

	1 2024	2 2023	3 2022	4 2021	5 2020
A. OPERATIONS ITEMS					
1. Premiums	0	0	0	0	0
2. Title XVIII - Medicare	16,688	9,763	8,452	9,568	6,759
3. Title XIX - Medicaid	0	0	0	0	0
4. Commissions and reinsurance expense allowance					
5. Total hospital and medical expenses	17,577	6,418	6,388	9,358	15,751
B. BALANCE SHEET ITEMS					
6. Premiums receivable					
7. Claims payable	1,259	585	1,621	914	904
8. Reinsurance recoverable on paid losses	0	0	0	0	0
9. Experience rating refunds due or unpaid					
10. Commissions and reinsurance expense allowances due					
11. Unauthorized reinsurance offset	4,239	5,720	3,660	904	1,162
12. Offset for reinsurance with Certified Reinsurers					
C. UNAUTHORIZED REINSURANCE (DEPOSITS BY AND FUNDS WITHHELD FROM)					
13. Funds deposited by and withheld from (F)	4,239	5,720	3,660	904	1,162
14. Letters of credit (L)	0	0	0	0	0
15. Trust agreements (T)	0	0	0	0	0
16. Other (O)	0	0	0	0	0
D. REINSURANCE WITH CERTIFIED REINSURERS (DEPOSITS BY AND FUNDS WITHHELD FROM)					
17. Multiple Beneficiary Trust		0	0	0	
18. Funds deposited by and withheld from (F)		0	0	0	
19. Letters of credit (L)		0	0	0	
20. Trust agreements (T)		0	0	0	
21. Other (O)		0	0	0	

SCHEDULE S - PART 7

Restatement of Balance Sheet to Identify Net Credit For Ceded Reinsurance

	1 As Reported (net of ceded)	2 Restatement Adjustments	3 Restated (gross of ceded)
ASSETS (Page 2, Col. 3)			
1. Cash and invested assets (Line 12)	423,427,883		423,427,883
2. Accident and health premiums due and unpaid (Line 15)	36,578,523		36,578,523
3. Amounts recoverable from reinsurers (Line 16.1)	0		0
4. Net credit for ceded reinsurance	XXX	(2,979,819)	(2,979,819)
5. All other admitted assets (Balance)	44,657,545		44,657,545
6. Total assets (Line 28)	504,663,951	(2,979,819)	501,684,132
LIABILITIES, CAPITAL AND SURPLUS (Page 3)			
7. Claims unpaid (Line 1)	130,612,217	1,259,185	131,871,402
8. Accrued medical incentive pool and bonus payments (Line 2)	20,790,904		20,790,904
9. Premiums received in advance (Line 8)	290,953		290,953
10. Funds held under reinsurance treaties with authorized and unauthorized reinsurers (Line 19 first inset amount plus second inset amount)	4,239,004	(4,239,004)	0
11. Reinsurance in unauthorized companies (Line 20 minus inset amount)	0		0
12. Reinsurance with Certified Reinsurers (Line 20 inset amount)	0		0
13. Funds held under reinsurance treaties with Certified Reinsurers (Line 19 third inset amount)	0		0
14. All other liabilities (Balance)	156,677,036		156,677,036
15. Total liabilities (Line 24)	312,610,114	(2,979,819)	309,630,295
16. Total capital and surplus (Line 33)	192,053,837	XXX	192,053,837
17. Total liabilities, capital and surplus (Line 34)	504,663,951	(2,979,819)	501,684,132
NET CREDIT FOR CEDED REINSURANCE			
18. Claims unpaid	1,259,185		
19. Accrued medical incentive pool	0		
20. Premiums received in advance	0		
21. Reinsurance recoverable on paid losses	0		
22. Other ceded reinsurance recoverables	0		
23. Total ceded reinsurance recoverables	1,259,185		
24. Premiums receivable	0		
25. Funds held under reinsurance treaties with authorized and unauthorized reinsurers	4,239,004		
26. Unauthorized reinsurance	0		
27. Reinsurance with Certified Reinsurers	0		
28. Funds held under reinsurance treaties with Certified Reinsurers	0		
29. Other ceded reinsurance payables/offsets	0		
30. Total ceded reinsurance payables/offsets	4,239,004		
31. Total net credit for ceded reinsurance	(2,979,819)		

**SCHEDULE T - PART 2
INTERSTATE COMPACT - EXHIBIT OF PREMIUMS WRITTEN**

Allocated by States and Territories

States, Etc.	Direct Business Only					Totals
	1 Life (Group and Individual)	2 Annuities (Group and Individual)	3 Disability Income (Group and Individual)	4 Long-Term Care (Group and Individual)	5 Deposit-Type Contracts	
1. Alabama	AL					
2. Alaska	AK					
3. Arizona	AZ					
4. Arkansas	AR					
5. California	CA					
6. Colorado	CO					
7. Connecticut	CT					
8. Delaware	DE					
9. District of Columbia	DC					
10. Florida	FL					
11. Georgia	GA					
12. Hawaii	HI					
13. Idaho	ID					
14. Illinois	IL					
15. Indiana	IN					
16. Iowa	IA					
17. Kansas	KS					
18. Kentucky	KY					
19. Louisiana	LA					
20. Maine	ME					
21. Maryland	MD					
22. Massachusetts	MA					
23. Michigan	MI					
24. Minnesota	MN					
25. Mississippi	MS					
26. Missouri	MO					
27. Montana	MT					
28. Nebraska	NE					
29. Nevada	NV					
30. New Hampshire	NH					
31. New Jersey	NJ					
32. New Mexico	NM					
33. New York	NY					
34. North Carolina	NC					
35. North Dakota	ND					
36. Ohio	OH					
37. Oklahoma	OK					
38. Oregon	OR					
39. Pennsylvania	PA					
40. Rhode Island	RI					
41. South Carolina	SC					
42. South Dakota	SD					
43. Tennessee	TN					
44. Texas	TX					
45. Utah	UT					
46. Vermont	VT					
47. Virginia	VA					
48. Washington	WA					
49. West Virginia	WV					
50. Wisconsin	WI					
51. Wyoming	WY					
52. American Samoa	AS					
53. Guam	GU					
54. Puerto Rico	PR					
55. U.S. Virgin Islands	VI					
56. Northern Mariana Islands	MP					
57. Canada	CAN					
58. Aggregate Other Alien	OT					
59. Total						

NONE

ANNUAL STATEMENT FOR THE YEAR 2024 OF THE Coventry Health Care of Missouri, Inc.

SCHEDULE Y
PART 1A - DETAIL OF INSURANCE HOLDING COMPANY SYSTEM

1	2	3	4	5	6	7	8	9	10	11	12	13	14	15	16
Group Code	Group Name	NAIC Company Code	ID Number	Federal RSSD	CIK	Name of Securities Exchange if Publicly Traded (U.S. or International)	Names of Parent, Subsidiaries Or Affiliates	Domiciliary Location	Relationship to Reporting Entity	Directly Controlled by (Name of Entity/Person)	Type of Control (Ownership, Board, Management, Attorney-in-Fact, Influence, Other)	If Control is Ownership Provide Percentage	Ultimate Controlling Entity(ies)/Person(s)	Is an SCA Filing Required? (Yes/No)	*
.0001	CVS HEALTH GROUP		05-0494040		0000064803	NYSE	CVS Health Corporation	DE	UIP	Board of Directors	Board of Directors	100.000	CVS Health Corporation	NO	0
.0001	CVS HEALTH GROUP	63444	06-1566092				Accendo Insurance Company	UT	IA	Part D Holding Company, L.L.C.	Ownership	100.000	CVS Health Corporation	NO	0
.0001	CVS HEALTH GROUP	12575	20-2833904				SilverScript Insurance Company	TN	IA	Part D Holding Company, L.L.C.	Ownership	100.000	CVS Health Corporation	NO	0
.0001	CVS HEALTH GROUP	00000	05-0340626				CVS Pharmacy, Inc.	RI	UIP	CVS Health Corporation	Ownership	100.000	CVS Health Corporation	NO	0
.0001	CVS HEALTH GROUP	00000	20-8404182				Caremark Rx, L.L.C.	DE	NIA	CVS Pharmacy, Inc	Ownership	100.000	CVS Health Corporation	NO	0
.0001	CVS HEALTH GROUP	00000	61-1715010				Part D Holding Company, L.L.C.	DE	NIA	Caremark, Rx., L.L.C.	Ownership	100.000	CVS Health Corporation	NO	0
.0001	CVS HEALTH GROUP	00000	33-1113587				CVS Caremark Part D Services, L.L.C.	DE	NIA	Caremark, Rx., L.L.C.	Ownership	100.000	CVS Health Corporation	NO	0
.0001	CVS HEALTH GROUP	00000	87-0548860				RxAmerica, L.L.C.	DE	NIA	Caremark, Rx., L.L.C.	Ownership	100.000	CVS Health Corporation	NO	0
.0001	CVS HEALTH GROUP	00000	11-2580136				Caremark Ulysses Holding Corporation	NY	NIA	Caremark, Rx., L.L.C.	Ownership	100.000	CVS Health Corporation	NO	0
.0001	CVS HEALTH GROUP	00000	87-0804047				MemberHealth, L.L.C.	DE	NIA	Caremark Ulysses Holding Corporation	Ownership	100.000	CVS Health Corporation	NO	0
.0001	CVS HEALTH GROUP	00000	05-0500188				CVS Caremark Indemnity, Ltd.	BMU	IA	CVS Foreign, Inc.	Ownership	100.000	CVS Health Corporation	NO	0
.0001	CVS HEALTH GROUP	00000	27-1298765				UAC Holding, Inc.	DE	NIA	Caremark Ulysses Holding Corporation	Ownership	100.000	CVS Health Corporation	NO	0
.0001	CVS HEALTH GROUP	00000	05-0497953				CVS Foreign, Inc.	NY	NIA	CVS Health Corporation	Ownership	100.000	CVS Health Corporation	NO	0
.0001	CVS HEALTH GROUP	00000	58-2160656				Coram Clinical Trials, Inc.	DE	NIA	CVS Pharmacy, Inc	Ownership	75.000	CVS Health Corporation	NO	6
.0001	CVS HEALTH GROUP	00000	23-2229683	3060706	0001122304		Aetna Inc.	PA	UIP	CVS Pharmacy, Inc	Ownership	100.000	CVS Health Corporation	NO	0
.0001	CVS HEALTH GROUP	00000	30-0123754				Aetna Health Holdings, LLC	DE	UDP	Aetna Inc.	Ownership	100.000	CVS Health Corporation	NO	0
.0001	CVS HEALTH GROUP	00000	95-3402799				Aetna Health of California Inc.	CA	IA	Aetna Health Holdings, LLC	Ownership	100.000	CVS Health Corporation	NO	0
.0001	CVS HEALTH GROUP	95935	23-2442048				Aetna Health Inc.	CT	IA	Aetna Health Holdings, LLC	Ownership	100.000	CVS Health Corporation	NO	0
.0001	CVS HEALTH GROUP	95088	59-2411584				Aetna Health Inc.	FL	IA	Aetna Health Holdings, LLC	Ownership	100.000	CVS Health Corporation	NO	0
.0001	CVS HEALTH GROUP	95094	58-1649568				Aetna Health Inc.	GA	IA	Aetna Health Holdings, LLC	Ownership	100.000	CVS Health Corporation	NO	0
.0001	CVS HEALTH GROUP	95517	01-0504252				Aetna Health Inc.	ME	IA	Aetna Health Holdings, LLC	Ownership	100.000	CVS Health Corporation	NO	0
.0001	CVS HEALTH GROUP	95756	23-2861565				Aetna Health of Michigan Inc.	MI	IA	Aetna Health Holdings, LLC	Ownership	100.000	CVS Health Corporation	NO	0
.0001	CVS HEALTH GROUP	95287	52-1270921				Aetna Health Inc.	NJ	IA	Aetna Health Holdings, LLC	Ownership	100.000	CVS Health Corporation	NO	0
.0001	CVS HEALTH GROUP	95234	22-2663623				Aetna Health Inc.	NY	IA	Aetna Health Holdings, LLC	Ownership	100.000	CVS Health Corporation	NO	0
.0001	CVS HEALTH GROUP	14408	45-2634734				Aetna Better Health Inc.	NY	IA	Aetna Health Inc. (NY)	Ownership	100.000	CVS Health Corporation	NO	0
.0001	CVS HEALTH GROUP	95490	76-0189680				Aetna Health Inc.	TX	IA	Aetna Health Holdings, LLC	Ownership	100.000	CVS Health Corporation	NO	0
.0001	CVS HEALTH GROUP	95040	74-1844335				Aetna Better Health of Texas Inc.	TX	IA	Aetna Health Holdings, LLC	Ownership	100.000	CVS Health Corporation	NO	0
.0001	CVS HEALTH GROUP	12328	20-2207534				Aetna Better Health Inc.	GA	IA	Aetna Health Holdings, LLC	Ownership	100.000	CVS Health Corporation	NO	0
.0001	CVS HEALTH GROUP	00000	06-1160812				Aetna Dental of California Inc.	CA	IA	Aetna Health Holdings, LLC	Ownership	100.000	CVS Health Corporation	NO	0
.0001	CVS HEALTH GROUP	11183	22-2990909				Aetna Dental Inc.	NJ	IA	Aetna Health Holdings, LLC	Ownership	100.000	CVS Health Corporation	NO	0
.0001	CVS HEALTH GROUP	95910	06-1177531				Aetna Dental Inc.	TX	IA	Aetna Health Holdings, LLC	Ownership	100.000	CVS Health Corporation	NO	0
.0001	CVS HEALTH GROUP	00000	13-3670795				Aetna Health Management, LLC	DE	NIA	Aetna Health Holdings, LLC	Ownership	100.000	CVS Health Corporation	NO	0
.0001	CVS HEALTH GROUP	00000	22-3187443				Aetna Ireland Inc.	DE	NIA	Aetna Health Holdings, LLC	Ownership	100.000	CVS Health Corporation	NO	0
.0001	CVS HEALTH GROUP	00000	20-1274723				Cofinity, Inc.	DE	NIA	Aetna Health Holdings, LLC	Ownership	100.000	CVS Health Corporation	NO	0
.0001	CVS HEALTH GROUP	00000	23-2671370				@Credentials Inc.	DE	NIA	Aetna Health Holdings, LLC	Ownership	100.000	CVS Health Corporation	NO	0
.0001	CVS HEALTH GROUP	13735	27-0563973				Aetna Better Health Inc.	PA	IA	Aetna Health Holdings, LLC	Ownership	100.000	CVS Health Corporation	NO	0
.0001	CVS HEALTH GROUP	13174	26-2867560				Aetna Better Health Inc.	CT	IA	Aetna Health Holdings, LLC	Ownership	100.000	CVS Health Corporation	NO	0
.0001	CVS HEALTH GROUP	00000	47-5178095				Aetna Better Health of California Inc.	CA	IA	Aetna Health Holdings, LLC	Ownership	100.000	CVS Health Corporation	NO	0
.0001	CVS HEALTH GROUP	14043	27-2512072				Aetna Better Health Premier Plan MMAI Inc.	IL	IA	Aetna Health Holdings, LLC	Ownership	100.000	CVS Health Corporation	NO	0
.0001	CVS HEALTH GROUP	15805	47-3850677				Aetna Health of Ohio Inc.	OH	IA	Aetna Health Holdings, LLC	Ownership	100.000	CVS Health Corporation	NO	0
.0001	CVS HEALTH GROUP	15616	80-0629718				Aetna Better Health, Inc.	LA	IA	Aetna Health Holdings, LLC	Ownership	100.000	CVS Health Corporation	NO	0
.0001	CVS HEALTH GROUP	00000	80-0671703				Aetna Florida Inc.	FL	NIA	Aetna Health Holdings, LLC	Ownership	100.000	CVS Health Corporation	NO	0
.0001	CVS HEALTH GROUP	14229	45-2764938				Aetna Better Health Inc.	OH	IA	Aetna Health Holdings, LLC	Ownership	100.000	CVS Health Corporation	NO	0
.0001	CVS HEALTH GROUP	15611	46-3203088				Aetna Better Health Inc.	NJ	IA	Aetna Health Holdings, LLC	Ownership	100.000	CVS Health Corporation	NO	0
.0001	CVS HEALTH GROUP	15919	81-1143850				Aetna Better Health of Oklahoma Inc.	OK	IA	Aetna Health Holdings, LLC	Ownership	100.000	CVS Health Corporation	NO	0
.0001	CVS HEALTH GROUP	00000	04-2708160				Aetna Student Health Agency Inc.	MA	NIA	Aetna Health Holdings, LLC	Ownership	100.000	CVS Health Corporation	NO	0
.0001	CVS HEALTH GROUP	00000	73-1702453				Delaware Physicians Care, Incorporated	DE	NIA	Aetna Health Holdings, LLC	Ownership	100.000	CVS Health Corporation	NO	0
.0001	CVS HEALTH GROUP	00000	01-0826783				Schaller Anderson Medical Administrators, Incorporated	DE	NIA	Aetna Health Holdings, LLC	Ownership	100.000	CVS Health Corporation	NO	0

ANNUAL STATEMENT FOR THE YEAR 2024 OF THE Coventry Health Care of Missouri, Inc.

SCHEDULE Y
PART 1A - DETAIL OF INSURANCE HOLDING COMPANY SYSTEM

1	2	3	4	5	6	7	8	9	10	11	12	13	14	15	16
Group Code	Group Name	NAIC Company Code	ID Number	Federal RSSD	CIK	Name of Securities Exchange if Publicly Traded (U.S. or International)	Names of Parent, Subsidiaries Or Affiliates	Domiciliary Location	Relationship to Reporting Entity	Directly Controlled by (Name of Entity/Person)	Type of Control (Ownership, Board, Management, Attorney-in-Fact, Influence, Other)	If Control is Ownership Provide Percentage	Ultimate Controlling Entity(ies)/Person(s)	Is an SCA Filing Required? (Yes/No)	*
.0001	CVS HEALTH GROUP	00000	86-0842559				Aetna Medicaid Administrators LLC	AZ	NIA	Aetna Health Holdings, LLC	Ownership	100.000	CVS Health Corporation	NO	0
.0001	CVS HEALTH GROUP	00000	45-2944270				iTriage, LLC	DE	NIA	Aetna Health Holdings, LLC	Ownership	100.000	CVS Health Corporation	NO	0
.0001	CVS HEALTH GROUP	00000	16-1471176				Prodigy Health Group, Inc.	DE	NIA	Aetna Health Holdings, LLC	Ownership	100.000	CVS Health Corporation	NO	0
.0001	CVS HEALTH GROUP	00000	45-4901541				Aetna ACO Holdings, Inc.	DE	NIA	Aetna Health Holdings, LLC	Ownership	0.200	CVS Health Corporation	NO	2
.0001	CVS HEALTH GROUP	00000	74-2879984				Medical Examinations of New York, P.C.	NY	NIA	Aetna Health Holdings, LLC	Ownership	100.000	CVS Health Corporation	NO	11
.0001	CVS HEALTH GROUP	00000	45-5527797				Innovation Health Holdings, LLC	DE	NIA	Aetna ACO Holdings, Inc.	Ownership	100.000	CVS Health Corporation	NO	0
.0001	CVS HEALTH GROUP	15097	46-0674828				Innovation Health Insurance Company	VA	IA	Innovation Health Holdings, LLC	Ownership	100.000	CVS Health Corporation	NO	0
.0001	CVS HEALTH GROUP	15098	46-0682197				Innovation Health Plan, Inc.	VA	IA	Innovation Health Insurance Company	Ownership	100.000	CVS Health Corporation	NO	0
.0001	CVS HEALTH GROUP	95109	23-2169745				Aetna Health Inc.	PA	IA	Aetna Health Holdings, LLC	Ownership	100.000	CVS Health Corporation	YES	0
.0001	CVS HEALTH GROUP	00000	45-4901541				Aetna ACO Holdings, Inc.	DE	NIA	Aetna Health Inc. (PA)	Ownership	39.500	CVS Health Corporation	NO	2
.0001	CVS HEALTH GROUP	00000	20-0438576				Niagara Re, Inc.	NY	NIA	Prodigy Health Group, Inc.	Ownership	100.000	CVS Health Corporation	NO	0
.0001	CVS HEALTH GROUP	00000	52-2200070				Performax, Inc.	DE	NIA	Prodigy Health Group, Inc.	Ownership	100.000	CVS Health Corporation	NO	0
.0001	CVS HEALTH GROUP	00000	87-0632355				Scrip World, LLC	UT	NIA	Prodigy Health Group, Inc.	Ownership	100.000	CVS Health Corporation	NO	0
.0001	CVS HEALTH GROUP	00000	27-1760756				Precision Benefit Services, Inc.	DE	NIA	Prodigy Health Group, Inc.	Ownership	100.000	CVS Health Corporation	NO	0
.0001	CVS HEALTH GROUP	00000	31-1368946				American Health Holding, Inc.	OH	NIA	Prodigy Health Group, Inc.	Ownership	100.000	CVS Health Corporation	NO	0
.0001	CVS HEALTH GROUP	00000	16-1264154				Meritain Health, Inc.	NY	NIA	Prodigy Health Group, Inc.	Ownership	100.000	CVS Health Corporation	NO	0
.0001	CVS HEALTH GROUP	00000	86-0537707				Adminco, Inc.	AZ	NIA	Aetna Health Holdings, LLC	Ownership	100.000	CVS Health Corporation	NO	0
.0001	CVS HEALTH GROUP	00000	86-0527428				Administrative Enterprises, Inc.	AZ	NIA	Meritain Health, Inc.	Ownership	100.000	CVS Health Corporation	NO	0
.0001	CVS HEALTH GROUP	00000	16-1684061				U.S. Healthcare Holdings, LLC	OH	NIA	Meritain Health, Inc.	Ownership	100.000	CVS Health Corporation	NO	0
.0001	CVS HEALTH GROUP	00000	34-1670299				Prime Net, Inc.	OH	NIA	Meritain Health, Inc.	Ownership	100.000	CVS Health Corporation	NO	0
.0001	CVS HEALTH GROUP	00000	34-1348032				Professional Risk Management, Inc.	OH	NIA	Meritain Health, Inc.	Ownership	100.000	CVS Health Corporation	NO	0
.0001	CVS HEALTH GROUP	68500	62-1181209				Continental Life Insurance Company of Brentwood, Tennessee	TN	IA	Aetna Inc.	Ownership	100.000	CVS Health Corporation	NO	0
.0001	CVS HEALTH GROUP	12321	20-2901054				American Continental Insurance Company	TN	IA	Continental Life Insurance Company of Brentwood, Tennessee	Ownership	100.000	CVS Health Corporation	NO	0
.0001	CVS HEALTH GROUP	60054	06-6033492				Aetna Life Insurance Company	CT	IA	Aetna Inc.	Ownership	100.000	CVS Health Corporation	YES	0
.0001	CVS HEALTH GROUP	00000	45-4901541				Aetna ACO Holdings, Inc.	DE	NIA	Aetna Life Insurance Company	Ownership	60.300	CVS Health Corporation	NO	2
.0001	CVS HEALTH GROUP	00000	06-1270755				AHP Holdings, Inc.	CT	NIA	Aetna Life Insurance Company	Ownership	100.000	CVS Health Corporation	NO	0
.0001	CVS HEALTH GROUP	00000	06-1028469				AE Fourteen, Incorporated	CT	NIA	AHP Holdings, Inc.	Ownership	100.000	CVS Health Corporation	NO	0
.0001	CVS HEALTH GROUP	00000	06-1373153				Aetna Life Assignment Company	CT	NIA	AHP Holdings, Inc.	Ownership	100.000	CVS Health Corporation	NO	0
.0001	CVS HEALTH GROUP	00000	20-3678339				PE Holdings, LLC	CT	NIA	Aetna Life Insurance Company	Ownership	100.000	CVS Health Corporation	NO	0
.0001	CVS HEALTH GROUP	00000	06-1423207				Aetna Resources L.L.C.	DE	NIA	Aetna Life Insurance Company	Ownership	100.000	CVS Health Corporation	NO	0
.0001	CVS HEALTH GROUP	00000	06-1423207				Canal Place, LLC	DE	NIA	Aetna Life Insurance Company	Ownership	100.000	CVS Health Corporation	NO	0
.0001	CVS HEALTH GROUP	00000	20-3180700				Aetna Ventures, LLC	DE	NIA	Aetna Life Insurance Company	Ownership	100.000	CVS Health Corporation	NO	0
.0001	CVS HEALTH GROUP	00000	58-2160656				Coram Clinical Trials, Inc.	DE	NIA	Aetna Life Insurance Company	Ownership	25.000	CVS Health Corporation	NO	6
.0001	CVS HEALTH GROUP	00000	85-3918720				CVS Cabot Holdings Inc.	DE	NIA	Coram Clinical Trials, Inc.	Ownership	99.720	CVS Health Corporation	NO	7
.0001	CVS HEALTH GROUP	00000	85-3918567				CVS Shaw Holdings Inc.	DE	NIA	Coram Clinical Trials, Inc.	Ownership	99.720	CVS Health Corporation	NO	8
.0001	CVS HEALTH GROUP	00000	31-1001351				Omnicare, LLC	DE	NIA	CVS Cabot Holdings Inc.	Ownership	49.860	CVS Health Corporation	NO	9
.0001	CVS HEALTH GROUP	00000	31-1001351				Omnicare, LLC	DE	NIA	CVS Shaw Holdings Inc.	Ownership	49.860	CVS Health Corporation	NO	9
.0001	CVS HEALTH GROUP	00000	41-2035961				Aetna Financial Holdings, LLC	DE	NIA	Aetna Inc.	Ownership	100.000	CVS Health Corporation	NO	0
.0001	CVS HEALTH GROUP	00000	26-2030792				Aetna Asset Advisors, LLC	DE	NIA	Aetna Financial Holdings, LLC	Ownership	100.000	CVS Health Corporation	NO	0
.0001	CVS HEALTH GROUP	00000	23-2354500				U.S. Healthcare Properties, Inc.	PA	NIA	Aetna Financial Holdings, LLC	Ownership	100.000	CVS Health Corporation	NO	0
.0001	CVS HEALTH GROUP	00000	38-3704481				Aetna Capital Management, LLC	DE	NIA	Aetna Financial Holdings, LLC	Ownership	100.000	CVS Health Corporation	NO	0
.0001	CVS HEALTH GROUP	00000	23-0786680				Aetna Equity Fund LLC	DE	NIA	Aetna Financial Holdings, LLC	Ownership	100.000	CVS Health Corporation	NO	0
.0001	CVS HEALTH GROUP	00000	11-3667142		0001314522		Aetna Partners Diversified Fund, LLC	DE	NIA	Aetna Capital Management, LLC	Ownership	100.000	CVS Health Corporation	NO	1
.0001	CVS HEALTH GROUP	00000	20-0446676				Aetna Workers' Comp Access, LLC	DE	NIA	Aetna Financial Holdings, LLC	Ownership	100.000	CVS Health Corporation	NO	0
.0001	CVS HEALTH GROUP	00000	20-0446713				Aetna Behavioral Health, LLC	DE	NIA	Aetna Financial Holdings, LLC	Ownership	100.000	CVS Health Corporation	NO	0
.0001	CVS HEALTH GROUP	00000	23-2670015				Managed Care Coordinators, Inc.	DE	NIA	Aetna Financial Holdings, LLC	Ownership	100.000	CVS Health Corporation	NO	0
.0001	CVS HEALTH GROUP	00000	59-3269144				Horizon Behavioral Services, LLC	DE	NIA	Aetna Financial Holdings, LLC	Ownership	100.000	CVS Health Corporation	NO	0

41.1

ANNUAL STATEMENT FOR THE YEAR 2024 OF THE Coventry Health Care of Missouri, Inc.

SCHEDULE Y
PART 1A - DETAIL OF INSURANCE HOLDING COMPANY SYSTEM

1	2	3	4	5	6	7	8	9	10	11	12	13	14	15	16
Group Code	Group Name	NAIC Company Code	ID Number	Federal RSSD	CIK	Name of Securities Exchange if Publicly Traded (U.S. or International)	Names of Parent, Subsidiaries Or Affiliates	Domiciliary Location	Relationship to Reporting Entity	Directly Controlled by (Name of Entity/Person)	Type of Control (Ownership, Board, Management, Attorney-in-Fact, Influence, Other)	If Control is Ownership Provide Percentage	Ultimate Controlling Entity(ies)/Person(s)	Is an SCA Filing Required? (Yes/No)	*
.0001	CVS HEALTH GROUP	00000	61-1193498				Employee Assistance Services, LLC	..KY.....	..NIA.....	Horizon Behavioral Services, LLC	Ownership.....	100.000	CVS Health Corporation	..NO.....	0
.0001	CVS HEALTH GROUP	00000	33-0052273				Health and Human Resource Center, Inc.	..CA.....	..IA.....	Horizon Behavioral Services, LLC	Ownership.....	100.000	CVS Health Corporation	..NO.....	0
.0001	CVS HEALTH GROUP	00000	75-2420973				Resources for Living, LLC	..TX.....	..NIA.....	Horizon Behavioral Services, LLC	Ownership.....	100.000	CVS Health Corporation	..NO.....	0
.0001	CVS HEALTH GROUP	00000	36-3681261				The Vasquez Group Inc.	..IL.....	..NIA.....	Horizon Behavioral Services, LLC	Ownership.....	100.000	CVS Health Corporation	..NO.....	0
.0001	CVS HEALTH GROUP	00000	22-3178125				Work and Family Benefits, Inc.	..NJ.....	..NIA.....	Horizon Behavioral Services, LLC	Ownership.....	100.000	CVS Health Corporation	..NO.....	0
.0001	CVS HEALTH GROUP	00000	27-1773021				FairCost LLC	..CT.....	..NIA.....	Aetna Health Holdings, LLC	Ownership.....	100.000	CVS Health Corporation	..NO.....	0
.0001	CVS HEALTH GROUP	78700	06-0876836				Aetna Health and Life Insurance Company	..CT.....	..IA.....	Aetna Inc.	Ownership.....	100.000	CVS Health Corporation	..NO.....	0
.0001	CVS HEALTH GROUP	72052	23-2710210				Aetna Health Insurance Company	..PA.....	..IA.....	Aetna Inc.	Ownership.....	100.000	CVS Health Corporation	..NO.....	0
.0001	CVS HEALTH GROUP	84450	57-0805126				Aetna Health Insurance Company of New York	..NY.....	..IA.....	Aetna Inc.	Ownership.....	100.000	CVS Health Corporation	..NO.....	0
.0001	CVS HEALTH GROUP	00000	06-1571642				Aetna International LLC	..CT.....	..NIA.....	Aetna Life Insurance Company	Ownership.....	100.000	CVS Health Corporation	..NO.....	0
.0001	CVS HEALTH GROUP	00000	98-0211470				Aetna Life & Casualty (Bermuda) Ltd.	..BMU.....	..IA.....	Aetna International LLC	Ownership.....	100.000	CVS Health Corporation	..NO.....	0
.0001	CVS HEALTH GROUP	00000					Aetna Global Benefits (Bermuda) Limited	..BMU.....	..NIA.....	Aetna International LLC	Ownership.....	100.000	CVS Health Corporation	..NO.....	0
.0001	CVS HEALTH GROUP	00000					Aetna Global Benefits (Europe) Limited	..GBR.....	..NIA.....	Aetna Global Benefits (Bermuda) Limited	Ownership.....	100.000	CVS Health Corporation	..NO.....	0
.0001	CVS HEALTH GROUP	00000					Goodhealth Worldwide (Asia) Limited	..HKG.....	..NIA.....	Aetna Global Benefits (Bermuda) Limited	Ownership.....	100.000	CVS Health Corporation	..NO.....	0
.0001	CVS HEALTH GROUP	00000					Aetna Global Benefits Limited	..ARE.....	..NIA.....	Aetna Global Benefits (Bermuda) Limited	Ownership.....	100.000	CVS Health Corporation	..NO.....	0
.0001	CVS HEALTH GROUP	00000					PT Aetna Global Benefits Indonesia	..IDN.....	..NIA.....	Aetna Global Benefits (Bermuda) Limited	Ownership.....	100.000	CVS Health Corporation	..NO.....	0
.0001	CVS HEALTH GROUP	00000					Aetna Global Benefits (Middle East) LLC	..ARE.....	..NIA.....	Aetna International LLC	Ownership.....	100.000	CVS Health Corporation	..NO.....	0
.0001	CVS HEALTH GROUP	00000					Aetna Global Benefits (Asia Pacific) Limited	..HKG.....	..NIA.....	Aetna Global Benefits (Bermuda) Limited	Ownership.....	100.000	CVS Health Corporation	..NO.....	0
.0001	CVS HEALTH GROUP	00000					Aetna Global Benefits (UK) Limited	..GBR.....	..NIA.....	Aetna Global Benefits (Bermuda) Limited	Ownership.....	100.000	CVS Health Corporation	..NO.....	0
.0001	CVS HEALTH GROUP	00000					Aetna Insurance Company Limited	..GBR.....	..IA.....	Aetna Global Benefits (Bermuda) Limited	Ownership.....	100.000	CVS Health Corporation	..NO.....	0
.0001	CVS HEALTH GROUP	00000					Aetna Health Company of Europe DAC	..IRL.....	..IA.....	Aetna International LLC	Ownership.....	100.000	CVS Health Corporation	..NO.....	0
.0001	CVS HEALTH GROUP	00000					Aetna (Shanghai) Enterprise Services Co. Ltd.	..CHN.....	..NIA.....	Aetna International LLC	Ownership.....	100.000	CVS Health Corporation	..NO.....	0
.0001	CVS HEALTH GROUP	00000					Aetna Global Benefits (Singapore) PTE. LTD.	..SGP.....	..NIA.....	Aetna International LLC	Ownership.....	100.000	CVS Health Corporation	..NO.....	0
.0001	CVS HEALTH GROUP	00000	22-2578985				AUSHC Holdings, Inc.	..CT.....	..NIA.....	Aetna Inc.	Ownership.....	100.000	CVS Health Corporation	..NO.....	0
.0001	CVS HEALTH GROUP	00000					AIHK Limited	..HKG.....	..IA.....	Aetna International LLC	Ownership.....	100.000	CVS Health Corporation	..NO.....	0
.0001	CVS HEALTH GROUP	00000	06-1182176				PHPSNE Parent Corporation	..DE.....	..NIA.....	AUSHC Holdings, Inc.	Ownership.....	55.000	CVS Health Corporation	..NO.....	3
.0001	CVS HEALTH GROUP	00000	52-2182411				Active Health Management, Inc.	..DE.....	..NIA.....	Aetna Inc.	Ownership.....	100.000	CVS Health Corporation	..NO.....	0
.0001	CVS HEALTH GROUP	00000	47-0970432				Health Data & Management Solutions, Inc.	..DE.....	..NIA.....	Active Health Management, Inc.	Ownership.....	100.000	CVS Health Corporation	..NO.....	0
.0001	CVS HEALTH GROUP	13980	27-2192415				Health Re, Inc.	..VT.....	..IA.....	Aetna Inc.	Ownership.....	100.000	CVS Health Corporation	..NO.....	0
.0001	CVS HEALTH GROUP	00000	81-0579372				Phoenix Data Solutions LLC	..DE.....	..NIA.....	Aetna Inc.	Ownership.....	100.000	CVS Health Corporation	..NO.....	0
.0001	CVS HEALTH GROUP	00000	51-0029326				ASI Wings, LLC	..DE.....	..NIA.....	Aetna Inc.	Ownership.....	100.000	CVS Health Corporation	..NO.....	0
.0001	CVS HEALTH GROUP	00000	47-4556274				Echo Merger Sub, Inc.	..DE.....	..NIA.....	Aetna Inc.	Ownership.....	100.000	CVS Health Corporation	..NO.....	0
.0001	CVS HEALTH GROUP	00000	47-4547145				Aetna Corporate Services, LLC	..DE.....	..NIA.....	Aetna Inc.	Ownership.....	100.000	CVS Health Corporation	..NO.....	0
.0001	CVS HEALTH GROUP	00000	85-3918720				CVS Cabot Holdings Inc.	..DE.....	..NIA.....	Aetna Inc.	Ownership.....	0.280	CVS Health Corporation	..NO.....	7
.0001	CVS HEALTH GROUP	00000	85-3918567				CVS Shaw Holdings Inc.	..DE.....	..NIA.....	Aetna Inc.	Ownership.....	0.280	CVS Health Corporation	..NO.....	8
.0001	CVS HEALTH GROUP	00000	31-1001351				Omnicare, LLC	..DE.....	..NIA.....	Aetna Inc.	Ownership.....	0.280	CVS Health Corporation	..NO.....	9
.0001	CVS HEALTH GROUP	81973	75-1296086				Coventry Health and Life Insurance Company	..MO.....	..IA.....	Aetna Health Holdings, LLC	Ownership.....	100.000	CVS Health Corporation	..NO.....	0
.0001	CVS HEALTH GROUP	15761	47-3279217				Aetna Better Health of Kentucky Insurance Company	..KY.....	..IA.....	Coventry Health and Life Insurance Company	Ownership.....	100.000	CVS Health Corporation	..NO.....	0
.0001	CVS HEALTH GROUP	00000	81-4345344				Aetna Network Services LLC	..CT.....	..NIA.....	Aetna Health Holdings, LLC	Ownership.....	100.000	CVS Health Corporation	..NO.....	0
.0001	CVS HEALTH GROUP	95241	42-1244752				Aetna Health of Iowa Inc.	..IA.....	..IA.....	Aetna Health Holdings, LLC	Ownership.....	100.000	CVS Health Corporation	..NO.....	0
.0001	CVS HEALTH GROUP	95925	42-1308659				Coventry Health Care of Nebraska, Inc.	..NE.....	..IA.....	Aetna Health Holdings, LLC	Ownership.....	100.000	CVS Health Corporation	..NO.....	0
.0001	CVS HEALTH GROUP	00000	47-2049117				Aetna Risk Assurance Company of Connecticut Inc.	..CT.....	..IA.....	Aetna Health Holdings, LLC	Ownership.....	100.000	CVS Health Corporation	..NO.....	0
.0001	CVS HEALTH GROUP	95173	74-2381406				Aetna Health Inc.	..LA.....	..IA.....	Aetna Health Holdings, LLC	Ownership.....	100.000	CVS Health Corporation	..NO.....	0
.0001	CVS HEALTH GROUP	00000	47-0854096				Coventry Prescription Management Services, Inc.	..NV.....	..NIA.....	Aetna Health Holdings, LLC	Ownership.....	100.000	CVS Health Corporation	..NO.....	0

ANNUAL STATEMENT FOR THE YEAR 2024 OF THE Coventry Health Care of Missouri, Inc.

SCHEDULE Y
PART 1A - DETAIL OF INSURANCE HOLDING COMPANY SYSTEM

1	2	3	4	5	6	7	8	9	10	11	12	13	14	15	16
Group Code	Group Name	NAIC Company Code	ID Number	Federal RSSD	CIK	Name of Securities Exchange if Publicly Traded (U.S. or International)	Names of Parent, Subsidiaries Or Affiliates	Domiciliary Location	Relationship to Reporting Entity	Directly Controlled by (Name of Entity/Person)	Type of Control (Ownership, Board, Management, Attorney-in-Fact, Influence, Other)	If Control is Ownership Provide Percentage	Ultimate Controlling Entity(ies)/Person(s)	Is an SCA Filing Required? (Yes/No)	*
.0001	CVS HEALTH GROUP	16148	81-3564875				Aetna Better Health of Nevada Inc.	NV	NIA	Aetna Health Holdings, LLC	Ownership	100.000	CVS Health Corporation	NO	0
.0001	CVS HEALTH GROUP	96555	54-1576305				Coventry Health Care of Virginia, Inc.	VA	IA	Aetna Health Holdings, LLC	Ownership	100.000	CVS Health Corporation	NO	0
.0001	CVS HEALTH GROUP	96377	43-1372307				Coventry Health Care of Missouri, Inc.	MO	RE	Aetna Health Holdings, LLC	Ownership	100.000	CVS Health Corporation	NO	0
.0001	CVS HEALTH GROUP	95318	43-1702094				Aetna Better Health of Missouri LLC	MO	IA	Aetna Health Holdings, LLC	Ownership	100.000	CVS Health Corporation	NO	0
.0001	CVS HEALTH GROUP	95408	55-0712129				Coventry Health Care of West Virginia, Inc.	WV	IA	Aetna Health Holdings, LLC	Ownership	100.000	CVS Health Corporation	NO	0
.0001	CVS HEALTH GROUP	00000	62-1411933				Coventry HealthCare Management Corporation	DE	NIA	Aetna Health Holdings, LLC	Ownership	100.000	CVS Health Corporation	NO	0
.0001	CVS HEALTH GROUP	15827	47-4352768				Aetna HealthAssurance Pennsylvania, Inc.	PA	IA	Aetna Health Holdings, LLC	Ownership	100.000	CVS Health Corporation	NO	0
.0001	CVS HEALTH GROUP	95489	48-0840330				Coventry Health Care of Kansas, Inc.	KS	IA	Aetna Health Holdings, LLC	Ownership	100.000	CVS Health Corporation	NO	0
.0001	CVS HEALTH GROUP	16072	81-3370401				Aetna Better Health of Kansas Inc.	KS	IA	Aetna Health Holdings, LLC	Ownership	100.000	CVS Health Corporation	NO	0
.0001	CVS HEALTH GROUP	12193	20-1052897				Aetna Better Health of Michigan Inc.	MI	IA	Aetna Health Holdings, LLC	Ownership	100.000	CVS Health Corporation	NO	0
.0001	CVS HEALTH GROUP	95407	87-0345631				Aetna Health of Utah Inc.	UT	IA	Aetna Health Holdings, LLC	Ownership	100.000	CVS Health Corporation	NO	0
.0001	CVS HEALTH GROUP	00000	20-4416606				Aetna Better Health of Tennessee Inc.	TN	NIA	Aetna Health Holdings, LLC	Ownership	100.000	CVS Health Corporation	NO	0
.0001	CVS HEALTH GROUP	74160	37-1241037				Coventry Health Care of Illinois, Inc.	IL	IA	Aetna Health Holdings, LLC	Ownership	100.000	CVS Health Corporation	NO	0
.0001	CVS HEALTH GROUP	00000	20-8070994				Coventry Health Care National Accounts, Inc.	DE	NIA	Aetna Health Holdings, LLC	Ownership	100.000	CVS Health Corporation	NO	0
.0001	CVS HEALTH GROUP	00000	20-5185442				Coventry Health Care National Network, Inc.	DE	NIA	Aetna Health Holdings, LLC	Ownership	100.000	CVS Health Corporation	NO	0
.0001	CVS HEALTH GROUP	00000	26-1293772				Coventry Consumer Advantage, Inc.	DE	NIA	Aetna Health Holdings, LLC	Ownership	100.000	CVS Health Corporation	NO	0
.0001	CVS HEALTH GROUP	00000	20-1736437				First Health Group Corp.	DE	NIA	Aetna Health Holdings, LLC	Ownership	100.000	CVS Health Corporation	NO	0
.0001	CVS HEALTH GROUP	90328	38-2242132				First Health Life & Health Insurance Company	TX	IA	First Health Group Corp.	Ownership	100.000	CVS Health Corporation	NO	0
.0001	CVS HEALTH GROUP	00000	91-1832429				First Choice of the Midwest LLC	SD	NIA	First Health Group Corp.	Ownership	100.000	CVS Health Corporation	NO	0
.0001	CVS HEALTH GROUP	00000	52-1320522				Claims Administration Corp.	MD	NIA	First Health Group Corp.	Ownership	100.000	CVS Health Corporation	NO	0
.0001	CVS HEALTH GROUP	00000	20-1130063				Florida Health Plan Administrators, LLC	FL	NIA	Aetna Health Holdings, LLC	Ownership	100.000	CVS Health Corporation	NO	0
.0001	CVS HEALTH GROUP	95114	65-0986441				Aetna Better Health of Florida Inc.	FL	IA	Florida Health Plan Administrators, LLC	Ownership	100.000	CVS Health Corporation	NO	0
.0001	CVS HEALTH GROUP	95266	84-4152759				Hella Group LLC	NY	NIA	Florida Health Plan Administrators, LLC	Ownership	100.000	CVS Health Corporation	NO	0
.0001	CVS HEALTH GROUP	00000	86-3013502				Audomo Insurance Services LLC	DE	NIA	Hella Group LLC	Ownership	100.000	CVS Health Corporation	NO	0
.0001	CVS HEALTH GROUP	00000	88-1714855				Hella Media LLC	DE	NIA	Hella Group LLC	Ownership	100.000	CVS Health Corporation	NO	0
.0001	CVS HEALTH GROUP	00000	59-3750548				Attain Insurance Services Inc.	FL	NIA	Florida Health Plan Administrators, LLC	Ownership	100.000	CVS Health Corporation	NO	0
.0001	CVS HEALTH GROUP	00000	26-1582982				MHNet Specialty Services, LLC	MD	NIA	Aetna Health Holdings, LLC	Ownership	100.000	CVS Health Corporation	NO	0
.0001	CVS HEALTH GROUP	00000	37-1448790				Mental Health Network of New York IPA, Inc.	NY	NIA	MHNet Specialty Services, LLC	Ownership	100.000	CVS Health Corporation	NO	0
.0001	CVS HEALTH GROUP	00000	72-1106596				Mental Health Associates, Inc.	LA	NIA	MHNet Specialty Services, LLC	Ownership	100.000	CVS Health Corporation	NO	0
.0001	CVS HEALTH GROUP	16242	81-5030233				Aetna Better Health of Washington, Inc.	WA	IA	Aetna Health Holdings, LLC	Ownership	100.000	CVS Health Corporation	NO	0
.0001	CVS HEALTH GROUP	00000	81-5212760				Banner Health and Aetna Health Insurance Holding Company LLC	DE	NIA	Aetna ACO Holdings, Inc.	Ownership	50.000	CVS Health Corporation	NO	4
.0001	CVS HEALTH GROUP	16058	81-5281115				Banner Health and Aetna Health Insurance Company	AZ	IA	Banner Health and Aetna Health Insurance Holding Company LLC	Ownership	100.000	CVS Health Corporation	NO	0
.0001	CVS HEALTH GROUP	16059	81-5290023				Banner Health and Aetna Health Plan Inc.	AZ	IA	Banner Health and Aetna Health Insurance Company	Ownership	100.000	CVS Health Corporation	NO	0
.0001	CVS HEALTH GROUP	00000	81-5112888				Allina Health and Aetna Health Insurance Holding Company LLC	DE	NIA	Aetna ACO Holdings, Inc.	Ownership	50.000	CVS Health Corporation	NO	5
.0001	CVS HEALTH GROUP	16194	82-2091197				Allina Health and Aetna Insurance Company	MN	IA	Allina Health and Aetna Health Insurance Holding Company LLC	Ownership	100.000	CVS Health Corporation	NO	0
.0001	CVS HEALTH GROUP	17352	87-2843387				Allina Health and Aetna Health Plan Inc.	MN	IA	Allina Health and Aetna Health Insurance Holding Company LLC	Ownership	100.000	CVS Health Corporation	NO	0
.0001	CVS HEALTH GROUP	00000	82-2171057				Sutter Health and Aetna Insurance Holding Company LLC	DE	NIA	Aetna ACO Holdings, Inc.	Ownership	100.000	CVS Health Corporation	NO	0
.0001	CVS HEALTH GROUP	00000	82-2560624				Sutter Health and Aetna Administrative Services LLC	DE	NIA	Sutter Health and Aetna Insurance Holding Company LLC	Ownership	100.000	CVS Health Corporation	NO	0
.0001	CVS HEALTH GROUP	16979	82-2567822				Sutter Health and Aetna Insurance Company	CA	IA	Sutter Health and Aetna Insurance Holding Company LLC	Ownership	100.000	CVS Health Corporation	NO	0
.0001	CVS HEALTH GROUP	16558	82-3333789				Aetna Better Health of North Carolina Inc.	NC	IA	Aetna Health Holdings, LLC	Ownership	100.000	CVS Health Corporation	NO	0

ANNUAL STATEMENT FOR THE YEAR 2024 OF THE Coventry Health Care of Missouri, Inc.

SCHEDULE Y
PART 1A - DETAIL OF INSURANCE HOLDING COMPANY SYSTEM

1	2	3	4	5	6	7	8	9	10	11	12	13	14	15	16
Group Code	Group Name	NAIC Company Code	ID Number	Federal RSSD	CIK	Name of Securities Exchange if Publicly Traded (U.S. or International)	Names of Parent, Subsidiaries Or Affiliates	Domiciliary Location	Relationship to Reporting Entity	Directly Controlled by (Name of Entity/Person)	Type of Control (Ownership, Board, Management, Attorney-in-Fact, Influence, Other)	If Control is Ownership Provide Percentage	Ultimate Controlling Entity(ies)/Person(s)	Is an SCA Filing Required? (Yes/No)	*
.0001 ...	CVS HEALTH GROUP	14053	27-2186150	Aetna Better Health of Illinois Inc. IL..... IA.....	Aetna Health Holdings, LLC	Ownership.....	100.000 ...	CVS Health Corporation NO..... 0
.0001 ...	CVS HEALTH GROUP	00000	87-3223066	Aetna Better Health of Indiana Inc. IN..... NIA.....	Aetna Health Holdings, LLC	Ownership.....	100.000 ...	CVS Health Corporation NO..... 0
.0001 ...	CVS HEALTH GROUP	00000	CVS Health Venture Fund, LP DE..... NIA.....	Aetna Life Insurance Company	Ownership.....	100.000 ...	CVS Health Corporation NO..... 10

Asterisk	Explanation
1	Aetna Capital Management, LLC is the managing member of Aetna Partners Diversified Fund, LLC ("APDF"). APDF is a fund of hedge funds and certain other subsidiaries of CVS Health Group invest in this fund, which does not confer any managing or controlling ownership interests in APDF. Aetna Life Insurance Company is the largest investor in APDF and currently owns a majority of the non-managing member interests of APDF.
2	Aetna ACO Holdings Inc. is owned by Aetna Life Insurance Company (302 shares); Aetna Health Inc. (PA) (198 shares); and Aetna Health Holdings, LLC (1 share).
3	PHPSNE Parent Corporation is 55% owned by AUSHC Holdings, Inc. The remaining 45% is owned by thirteen different hospitals (non-affiliates) which are shareholders with varying degrees of ownership.
4	Banner Health and Aetna Health Insurance Holding Company LLC is also 50% owned by Banner Health.
5	Allina Health and Aetna Insurance Holding Company LLC is also 50% owned by Allina Health System.
6	Coram Clinical Trials, Inc. is 75% owned by CVS Pharmacy, Inc. and 25% owned by Aetna Life Insurance Company.
7	CVS Cabot Holdings Inc is owned 99.72% by Coram Clinical Trials, Inc. and 0.28% owned by Aetna Inc.
8	CVS Shaw Holdings Inc is owned 99.72% by Coram Clinical Trials, Inc. and 0.28% owned by Aetna Inc.
9	Omnicare, LLC is 0.28% owned by Aetna Inc. The Company is also owned by CVS Cabot Holdings Inc. and CVS Shaw Holdings Inc., with 49.86% each ownership.
10	CVS Health Venture Fund, LP is also 0.1% owned by CVS Health Ventures Fund GP, LLC
11	Medical Examinations of New York, P.C. is owned via a nominee.

ANNUAL STATEMENT FOR THE YEAR 2024 OF THE Coventry Health Care of Missouri, Inc.

SCHEDULE Y

PART 2 - SUMMARY OF INSURER'S TRANSACTIONS WITH ANY AFFILIATES

1	2	3	4	5	6	7	8	9	10	11	12	13
NAIC Company Code	ID Number	Names of Insurers and Parent, Subsidiaries or Affiliates	Shareholder Dividends	Capital Contributions	Purchases, Sales or Exchanges of Loans, Securities, Real Estate, Mortgage Loans or Other Investments	Income/ (Disbursements) Incurred in Connection with Guarantees or Undertakings for the Benefit of any Affiliate(s)	Management Agreements and Service Contracts	Income/ (Disbursements) Incurred Under Reinsurance Agreements	*	Any Other Material Activity Not in the Ordinary Course of the Insurer's Business	Totals	Reinsurance Recoverable/ (Payable) on Losses and/or Reserve Credit Taken/(Liability)
00000	20-0446713	Aetna Behavioral Health, LLC					(35,037)				(35,037)	
12328	20-2207534	Aetna Better Health Inc (a Georgia Corporation)		115,000,000			30,814,399				145,814,399	
13174	26-2867560	Aetna Better Health, Inc. (a Connecticut Corporation)					(44,938)				(44,938)	
13735	27-0563973	Aetna Better Health Inc. (a Pennsylvania corporation)	(81,500,000)	(63,000,000)			(2,513,151)				(147,013,151)	
00000	47-5178095	Aetna Better Health of California Inc.					(20,437,504)				(20,437,504)	
15805	47-3850677	Aetna Health of Ohio Inc.		117,000,000	97,137,240		35,389,940				249,527,180	
16072	81-3370401	Aetna Better Health of Kansas Inc.			457,207		(114,227,685)				(113,770,478)	
15761	47-3279217	Aetna Better Health of Kentucky Insurance Company			2,820,186		(125,756,443)				(122,936,257)	
12193	20-1052897	Aetna Better Health of Michigan Inc.		25,000,000			(25,453,133)				(453,133)	
95318	43-1702094	Aetna Better Health of Missouri LLC			742,086		270,839				1,012,925	
15919	81-1143850	Aetna Better Health of Oklahoma Inc.		312,000,000			(72,819,594)				239,180,406	
95040	74-1844335	Aetna Better Health of Texas, Inc.		56,000,000	762,012		(41,410,174)				15,351,838	
16242	81-5030233	Aetna Better Health of Washington, Inc.		15,000,000			5,449,610				20,449,610	
95114	65-0986441	Aetna Better Health of Florida Inc.					(106,074,625)				(106,074,625)	
15616	80-0629718	Aetna Better Health, Inc. (a Louisiana corporation)		85,000,000	2,069,859		(44,522,484)				42,547,375	
14043	27-2512072	Aetna Better Health Premier Plan MMAI Inc.			58,139,117		(35,444,725)				22,694,392	
14053	27-2186150	Aetna Better Health of Illinois Inc.					(233,106,185)				(233,106,185)	
15611	46-3203088	Aetna Better Health Inc. (a New Jersey corporation)		25,000,000			(74,999,007)				(49,999,007)	
14408	45-2634734	Aetna Better Health Inc. (a New York corporation)			712,951		(40,528,560)				(39,815,609)	
14229	45-2764938	Aetna Better Health Inc. (an Ohio corporation)		106,500,000	34,388,783		(110,272,669)				30,616,114	
11183	22-2990909	Aetna Dental Inc. (a New Jersey corporation)					(722,568)				(722,568)	
95910	06-1177531	Aetna Dental Inc. (a Texas corporation)					(5,547,350)	(41,832)			(5,589,182)	
00000	06-1160812	Aetna Dental of California Inc.					4,070,536				4,070,536	
78700	06-0876836	Aetna Health and Life Insurance Company			(319,558,622)		(60,918,187)				(380,476,809)	
00000	30-0123754	Aetna Health Holdings, LLC	136,301,488	(2,878,875,006)							(2,742,573,518)	
95088	59-2411584	Aetna Health Inc. (a Florida corporation)					(177,469,214)				698,323,083	
95094	58-1649568	Aetna Health Inc. (a Georgia corporation)		1,015,000,000	(139,207,703)		(11,152,422)				88,847,578	
95241	42-1244752	Aetna Health of Iowa Inc.		100,000,000			5,500,216				5,500,216	
95517	01-0504252	Aetna Health Inc. (a Maine corporation)		17,000,000			5,822,835				22,822,835	
95756	23-2861565	Aetna Health of Michigan Inc.		25,000,000			14,088,486				39,088,486	
95287	52-1270921	Aetna Health Inc. (a New Jersey corporation)					(23,316,818)				(23,316,818)	

ANNUAL STATEMENT FOR THE YEAR 2024 OF THE Coventry Health Care of Missouri, Inc.

SCHEDULE Y

PART 2 - SUMMARY OF INSURER'S TRANSACTIONS WITH ANY AFFILIATES

1	2	3	4	5	6	7	8	9	10	11	12	13
NAIC Company Code	ID Number	Names of Insurers and Parent, Subsidiaries or Affiliates	Shareholder Dividends	Capital Contributions	Purchases, Sales or Exchanges of Loans, Securities, Real Estate, Mortgage Loans or Other Investments	Income/ (Disbursements) Incurred in Connection with Guarantees or Undertakings for the Benefit of any Affiliate(s)	Management Agreements and Service Contracts	Income/ (Disbursements) Incurred Under Reinsurance Agreements	*	Any Other Material Activity Not in the Ordinary Course of the Insurer's Business	Totals	Reinsurance Recoverable/ (Payable) on Losses and/or Reserve Credit Taken/(Liability)
95234	22-2663623	Aetna Health Inc. (a New York corporation)		110,000,000	1,770,879		152,958,917				264,729,796	
95109	23-2169745	Aetna Health Inc. (a Pennsylvania corporation)	(15,517,267)	407,375,006	762,012		(26,363,223)	(539,258)			365,717,270	253,965
95935	23-2442048	Aetna Health Inc. (a Connecticut corporation)		15,000,000	31,160,795		29,269,457				75,430,252	
95490	76-0189680	Aetna Health Inc. (a Texas corporation)	(39,284,221)		940,216		73,430,408				35,086,403	
95173	74-2381406	Aetna Health Inc. (LA)					959,119				959,119	
72052	23-2710210	Aetna Health Insurance Company		91,000,000			(125,617,040)	208,290			(34,408,750)	
84450	57-0805126	Aetna Health Insurance Company of New York					(509,479)				(509,479)	
00000	13-3670795	Aetna Health Management, LLC					(4,453,729,239)				(4,453,729,239)	
00000	95-3402799	Aetna Health of California Inc.		45,000,000	1,182,367		120,614,391				166,796,758	
15827	47-4352768	Aetna Health Assurance Pennsylvania Inc.					1,032,419				1,032,419	
00000	23-2229683	Aetna Inc.	578,218,846	(2,163,239,830)			(4,495,468)				(1,589,516,452)	
36153	06-1286276	Aetna Insurance Company of Connecticut									0	
60054	06-6033492	Aetna Life Insurance Company	(543,218,846)	2,147,239,830	97,947,252		8,312,246,015	(152,743,054)			9,861,471,197	1,353,876,612
00000	86-0842559	Aetna Medicaid Administrators, LLC					1,253,709,133				1,253,709,133	
00000	11-3667142	Aetna Partners Diversified Fund, LLC				(152,034,283)					(152,034,283)	
00000	06-1423207	Aetna Resources LLC					(2,898,239,995)				(2,898,239,995)	
00000	30-0123760	Aetna RX Home Delivery, LLC									0	
00000	20-3180700	Aetna Ventures, LLC			(26,374)						(26,374)	
00000	81-5112888	Allina Health and Aetna Insurance Holding Company LLC		(16,000,000)							(16,000,000)	
16194	82-2091197	Allina Health and Aetna Insurance Company		16,000,000			2,533,146	(166,457)			18,366,689	
95407	87-0345631	Aetna Health of Utah Inc.		60,000,000			(13,839,356)				46,160,644	
12321	20-2901054	American Continental Insurance Company					(21,488,881)				(21,488,881)	
00000	31-1368946	American Health Holding, Inc.									0	
00000	81-5212760	Banner Health and Aetna Health Insurance Holding Company LLC		(80,367,910)	14,773,948		(10,405,764)				(75,999,726)	
16059	81-5290023	Banner Health and Aetna Health Plan Inc.		152,756,117	(5,039,314)		12,647,790	(2,458,578)			157,906,015	(253,965)
16058	81-5281115	Banner Health and Aetna Health Insurance Company		(72,388,207)	(9,734,634)		(61,194,082)	7,153,098			(136,163,825)	(24,891,739)
74160	37-1241037	Coventry Health Care of Illinois, Inc.		166,000,000	28,511,430		10,620,050				205,131,480	
96377	43-1372307	Coventry Health Care of Missouri, Inc.			48,522,727		(11,405,919)				37,116,808	
81973	75-1296086	Coventry Health and Life Insurance Company			35,221,947		15,402,977				50,624,924	
68500	62-1181209	Continental Life Insurance Company of Brentwood, Tennessee					(197,572,822)				(197,572,822)	
95925	42-1308659	Coventry Health Care of Nebraska, Inc.		25,000,000			12,387,544				37,387,544	
96555	54-1576305	Coventry Health Care of Virginia, Inc.		100,000,000			(183,580,404)				(83,580,404)	
95408	55-0712129	Coventry Health Care of West Virginia, Inc.			1,792,851		(78,741,866)				(76,949,015)	
95266	65-0453436	Coventry Health Plan of Florida, Inc.		13,500,000	139,207,703						152,707,703	

ANNUAL STATEMENT FOR THE YEAR 2024 OF THE Coventry Health Care of Missouri, Inc.

SCHEDULE Y

PART 2 - SUMMARY OF INSURER'S TRANSACTIONS WITH ANY AFFILIATES

1	2	3	4	5	6	7	8	9	10	11	12	13
NAIC Company Code	ID Number	Names of Insurers and Parent, Subsidiaries or Affiliates	Shareholder Dividends	Capital Contributions	Purchases, Sales or Exchanges of Loans, Securities, Real Estate, Mortgage Loans or Other Investments	Income/ (Disbursements) Incurred in Connection with Guarantees or Undertakings for the Benefit of any Affiliate(s)	Management Agreements and Service Contracts	Income/ (Disbursements) Incurred Under Reinsurance Agreements	*	Any Other Material Activity Not in the Ordinary Course of the Insurer's Business	Totals	Reinsurance Recoverable/ (Payable) on Losses and/or Reserve Credit Taken/(Liability)
95489	48-0840330	Coventry Health Care of Kansas, Inc.					23,328,090				23,328,090	
00000	20-1736437	First Health Group Corp									0	
90328	38-2242132	First Health Life & Health Insurance Company					(6,749,838)				(6,749,838)	
00000	20-1130063	Florida Health Plan Administrators, LLC		(13,500,000)							(13,500,000)	
00000	33-0052273	Health and Human Resources Center, Inc.					6,036,532				6,036,532	
13980	27-2192415	Health Re, Inc.	(35,000,000)	(75,000,000)			(100,000)	148,587,791			38,487,791	(1,328,984,873)
15097	46-0674828	Innovation Health Insurance Company					(20,698,985)				(20,698,985)	
15098	46-0682197	Innovation Health Plan, Inc.					(818,290)				(818,290)	
16558	82-3333789	Aetna Better Health of North Carolina Inc.					(9,267)				(9,267)	
00000	05-0494040	CVS Health Corporation					(475,697,802)			(1,502,415,000)	(1,978,112,802)	
00000	06-1270755	AHP Holdings, Inc.									0	
00000		CVS INDEMNITY			1,963,262						1,963,262	
00000	91-1774434	PayFlex Systems USA, Inc.									0	
00000	52-1801446	Group Dental Service, Inc.									0	
00000	52-1320522	Claims Administration Corp.					(2,383,584)				(2,383,584)	
00000	98-0211470	Aetna Life & Casualty (Bermuda) Ltd.					(584,608)				(584,608)	
12575	20-2833904	SilverScript Insurance Co.					2,887,404,861	18,455,906		1,502,415,000	4,408,275,767	121,495,726
63444	06-1566092	Accendo Insurance Company		120,000,000			(148,573,188)	(4,613,977)			(33,187,165)	(30,373,931)
00000	33-1113587	CVS Caremark Part D Services, LLC					(2,962,439,024)				(2,962,439,024)	
00000	05-0500188	CVS Caremark Indemnity, Ltd.						(13,841,929)			(13,841,929)	(91,121,795)
00000	45-4901541	Aetna ACO Holdings, Inc.					1,992,156				1,992,156	
00000		CVS Pharmacy					4,457,317				4,457,317	
00000	87-2843387	Allina Health and Aetna Health Plan Inc.					(10,216)				(10,216)	
00000	16-1264154	Meritain Health, Inc.					9,586,303				9,586,303	
16979	82-2567822	Sutter Health and Aetna Insurance Company										
00000		Innovation Health Holdings, LLC					(2,673)				(2,673)	
00000		CVS HEALTH VENTURES, LP			24,614,100						24,614,100	
	61-1715010	Part D Holding Company, LLC		(120,000,000)							(120,000,000)	
	75-3270039	Aetna Health Insurance Company of Europe, Ltd. (Ireland)									0	
		Aetna Insurance (Hong Kong), Ltd.									0	
		Aetna Insurance Company Ltd.									0	
9999999	Control Totals		0	0	0	0	0	0	XXX	0	0	0

42.2

ANNUAL STATEMENT FOR THE YEAR 2024 OF THE Coventry Health Care of Missouri, Inc.

SCHEDULE Y

PART 3 - ULTIMATE CONTROLLING PARTY AND LISTING OF OTHER U.S. INSURANCE GROUPS OR ENTITIES UNDER THAT ULTIMATE CONTROLLING PARTY'S CONTROL

1 Insurers in Holding Company	2 Owners with Greater Than 10% Ownership	3 Ownership Percentage Column 2 of Column 1	4 Granted Disclaimer of Control/ Affiliation of Column 2 Over Column 1 (Yes/No)	5 Ultimate Controlling Party	6 U.S. Insurance Groups or Entities Controlled by Column 5	7 Ownership Percentage (Column 5 of Column 6)	8 Granted Disclaimer of Control/ Affiliation of Column 5 Over Column 6 (Yes/No)
Accendo Insurance Company	Part D Holding Company, L.L.C.	100.000	NO	CVS Health Corporation			
Aetna Better Health Inc. (CT)	Aetna Health Holdings, LLC	100.000	NO	CVS Health Corporation			
Aetna Better Health Inc. (NJ)	Aetna Health Holdings, LLC	100.000	NO	CVS Health Corporation			
Aetna Better Health Inc. (OH)	Aetna Health Holdings, LLC	100.000	NO	CVS Health Corporation			
Aetna Better Health Inc. (PA)	Aetna Health Holdings, LLC	100.000	NO	CVS Health Corporation			
Aetna Better Health Inc. (GA)	Aetna Health Holdings, LLC	100.000	NO	CVS Health Corporation			
Aetna Better Health of Florida Inc.	Florida Health Plan Administrators, LLC	100.000	NO	CVS Health Corporation			
Aetna Better Health of Illinois Inc.	Aetna Health Holdings, LLC	100.000	NO	CVS Health Corporation			
Aetna Better Health of Kansas Inc.	Aetna Health Holdings, LLC	100.000	NO	CVS Health Corporation			
Aetna Better Health of Kentucky Insurance Company	Coventry Health and Life Insurance Company	100.000	NO	CVS Health Corporation			
Aetna Better Health of Michigan Inc.	Aetna Health Holdings, LLC	100.000	NO	CVS Health Corporation			
Aetna Better Health of Missouri LLC	Aetna Health Holdings, LLC	100.000	NO	CVS Health Corporation			
Aetna Better Health of North Carolina Inc.	Aetna Health Holdings, LLC	100.000	NO	CVS Health Corporation			
Aetna Better Health of Oklahoma Inc.	Aetna Health Holdings, LLC	100.000	NO	CVS Health Corporation			
Aetna Better Health of Texas Inc.	Aetna Health Holdings, LLC	100.000	NO	CVS Health Corporation			
Aetna Better Health of Washington, Inc.	Aetna Health Holdings, LLC	100.000	NO	CVS Health Corporation			
Aetna Better Health Premier Plan MMAI Inc.	Aetna Health Holdings, LLC	100.000	NO	CVS Health Corporation			
Aetna Better Health, Inc. (LA)	Aetna Health Holdings, LLC	100.000	NO	CVS Health Corporation			
Aetna Dental Inc. (NJ)	Aetna Health Holdings, LLC	100.000	NO	CVS Health Corporation			
Aetna Dental Inc. (TX)	Aetna Health Holdings, LLC	100.000	NO	CVS Health Corporation			
Aetna Health and Life Insurance Company	Aetna Inc.	100.000	NO	CVS Health Corporation			
Aetna Health Inc. (CT)	Aetna Health Holdings, LLC	100.000	NO	CVS Health Corporation			
Aetna Health Inc. (ME)	Aetna Health Holdings, LLC	100.000	NO	CVS Health Corporation			
Aetna Health Inc. (NJ)	Aetna Health Holdings, LLC	100.000	NO	CVS Health Corporation			
Aetna Health Inc. (NY)	Aetna Health Holdings, LLC	100.000	NO	CVS Health Corporation			
Aetna Health Inc. (PA)	Aetna Health Holdings, LLC	100.000	NO	CVS Health Corporation			
Aetna Health Inc. (FL)	Aetna Health Holdings, LLC	100.000	NO	CVS Health Corporation			
Aetna Health Inc. (LA)	Aetna Health Holdings, LLC	100.000	NO	CVS Health Corporation			
Aetna Health Inc. (TX)	Aetna Health Holdings, LLC	100.000	NO	CVS Health Corporation			
Aetna Health Inc. (GA)	Aetna Health Holdings, LLC	100.000	NO	CVS Health Corporation			
Aetna Health Insurance Company	Aetna Inc.	100.000	NO	CVS Health Corporation			
Aetna Health Insurance Company of New York	Aetna Inc.	100.000	NO	CVS Health Corporation			
Aetna Health of Iowa Inc.	Aetna Health Holdings, LLC	100.000	NO	CVS Health Corporation			
Aetna Health of Michigan Inc.	Aetna Health Holdings, LLC	100.000	NO	CVS Health Corporation			
Aetna Health of Ohio Inc.	Aetna Health Holdings, LLC	100.000	NO	CVS Health Corporation			
Aetna Health of Utah Inc.	Aetna Health Holdings, LLC	100.000	NO	CVS Health Corporation			
Aetna HealthAssurance Pennsylvania, Inc.	Aetna Health Holdings, LLC	100.000	NO	CVS Health Corporation			
Aetna Life Insurance Company	Aetna Inc.	100.000	NO	CVS Health Corporation			
Allina Health and Aetna Insurance Company	Allina Health and Aetna Health Insurance Holding Company LLC	50.000	NO	CVS Health Corporation			
Allina Health and Aetna Insurance Company	Allina Health and Aetna Health Insurance Holding Company LLC	50.000	NO	Allina Health System			
Allina Health and Aetna Health Plan Inc.	Allina Health and Aetna Health Insurance Holding Company LLC	50.000	NO	CVS Health Corporation			

ANNUAL STATEMENT FOR THE YEAR 2024 OF THE Coventry Health Care of Missouri, Inc.

SCHEDULE Y

PART 3 - ULTIMATE CONTROLLING PARTY AND LISTING OF OTHER U.S. INSURANCE GROUPS OR ENTITIES UNDER THAT ULTIMATE CONTROLLING PARTY'S CONTROL

1 Insurers in Holding Company	2 Owners with Greater Than 10% Ownership	3 Ownership Percentage Column 2 of Column 1	4 Granted Disclaimer of Control/ Affiliation of Column 2 Over Column 1 (Yes/No)	5 Ultimate Controlling Party	6 U.S. Insurance Groups or Entities Controlled by Column 5	7 Ownership Percentage (Column 5 of Column 6)	8 Granted Disclaimer of Control/ Affiliation of Column 5 Over Column 6 (Yes/No)
Allina Health and Aetna Health Plan Inc.	Allina Health and Aetna Health Insurance Holding Company LLC	50.000	NO	Allina Health System			
American Continental Insurance Company	Continental Life Insurance Company of Brentwood, Tennessee	100.000	NO	CVS Health Corporation			
Banner Health and Aetna Health Insurance Company	Banner Health and Aetna Health Insurance Holding Company LLC	50.000	NO	CVS Health Corporation			
Banner Health and Aetna Health Insurance Company	Banner Health and Aetna Health Insurance Holding Company LLC	50.000	NO	Banner Health			
Banner Health and Aetna Health Plan Inc.	Banner Health and Aetna Health Insurance Company	50.000	NO	CVS Health Corporation			
Banner Health and Aetna Health Plan Inc.	Banner Health and Aetna Health Insurance Company	50.000	NO	Banner Health			
Continental Life Insurance Company of Brentwood, Tennessee	Aetna Inc.	100.000	NO	CVS Health Corporation			
Coventry Health and Life Insurance Company	Aetna Health Holdings, LLC	100.000	NO	CVS Health Corporation			
Coventry Health Care of Illinois, Inc.	Aetna Health Holdings, LLC	100.000	NO	CVS Health Corporation			
Coventry Health Care of Kansas, Inc.	Aetna Health Holdings, LLC	100.000	NO	CVS Health Corporation			
Coventry Health Care of Missouri, Inc.	Aetna Health Holdings, LLC	100.000	NO	CVS Health Corporation			
Coventry Health Care of Nebraska, Inc.	Aetna Health Holdings, LLC	100.000	NO	CVS Health Corporation			
Coventry Health Care of Virginia, Inc.	Aetna Health Holdings, LLC	100.000	NO	CVS Health Corporation			
Coventry Health Care of West Virginia, Inc.	Aetna Health Holdings, LLC	100.000	NO	CVS Health Corporation			
First Health Life & Health Insurance Company	First Health Group Corp.	100.000	NO	CVS Health Corporation			
Innovation Health Insurance Company	Innovation Health Holdings, LLC	100.000	NO	CVS Health Corporation			
Innovation Health Plan, Inc.	Innovation Health Insurance Company	100.000	NO	CVS Health Corporation			
SilverScript Insurance Company	Part D Holding Company, L.L.C.	100.000	NO	CVS Health Corporation			
Sutter Health and Aetna Insurance Company	Sutter Health and Aetna Insurance Holding Company LLC	100.000	NO	CVS Health Corporation			

43.1

SUPPLEMENTAL EXHIBITS AND SCHEDULES INTERROGATORIES

REQUIRED FILINGS

The following supplemental reports are required to be filed as part of your statement filing unless specifically waived by the domiciliary state. However, in the event that your domiciliary state waives the filing requirement, your response of WAIVED to the specific interrogatory will be accepted in lieu of filing a "NONE" report and a bar code will be printed below. If the supplement is required of your company but is not being filed for whatever reason enter SEE EXPLANATION and provide an explanation following the interrogatory questions.










	Responses
MARCH FILING	
1. Will the Supplemental Compensation Exhibit be filed with the state of domicile by March 1?	YES
2. Will an actuarial opinion be filed by March 1?	YES
3. Will the confidential Risk-based Capital Report be filed with the NAIC by March 1?.....	YES
4. Will the confidential Risk-based Capital Report be filed with the state of domicile, if required, by March 1?	YES
APRIL FILING	
5. Will Management's Discussion and Analysis be filed by April 1?	YES
6. Will the Supplemental Investment Risks Interrogatories be filed by April 1?	YES
7. Will the Accident and Health Policy Experience Exhibit be filed by April 1?	YES
JUNE FILING	
8. Will an audited financial report be filed by June 1?	YES
9. Will Accountant's Letter of Qualifications be filed with the state of domicile and electronically with the NAIC by June 1?	YES

SUPPLEMENTAL FILINGS

The following supplemental reports are required to be filed as part of your annual statement filing **if your company is engaged in the type of business covered by the supplement. However, in the event that your company does not transact the type of business for which the special report must be filed, your response of NO to the specific interrogatory will be accepted in lieu of filing a "NONE" report and a bar code will be printed below.** If the supplement is required of your company but is not being filed for whatever reason enter SEE EXPLANATION and provide an explanation following the interrogatory questions.

MARCH FILING	
10. Will the Medicare Supplement Insurance Experience Exhibit be filed with the state of domicile and the NAIC by March 1?	NO
11. Will the Supplemental Life data due March 1 be filed with the state of domicile and the NAIC?	NO
12. Will Schedule SIS (Stockholder Information Supplement) be filed with the state of domicile by March 1?.....	NO
13. Will the actuarial opinion on participating and non-participating policies as required in Interrogatories 1 and 2 on Exhibit 5 to Life Supplement be filed with the state of domicile and electronically with the NAIC by March 1?.....	NO
14. Will the actuarial opinion on non-guaranteed elements as required in Interrogatory 3 to Exhibit 5 to Life Supplement be filed with the state of domicile and electronically with the NAIC by March 1?.....	NO
15. Will the Medicare Part D Coverage Supplement be filed with the state of domicile and the NAIC by March 1?.....	NO
16. Will an approval from the reporting entity's state of domicile for relief related to the five-year rotation requirement for lead audit partner be filed electronically with the NAIC by March 1?	NO
17. Will an approval from the reporting entity's state of domicile for relief related to the one-year cooling off period for independent CPA be filed electronically with the NAIC by March 1?	NO
18. Will an approval from the reporting entity's state of domicile for relief related to the Requirements for Audit Committees be filed electronically with the NAIC by March 1?	NO
19. Will the Market Conduct Annual Statement (MCAS) Premium Exhibit for Year be filed with the applicable jurisdictions and with the NAIC by March 1?.....	NO
APRIL FILING	
20. Will the Long-Term Care Experience Reporting Forms be filed with the state of domicile and the NAIC by April 1?	NO
21. Will the Supplemental Life data due April 1 be filed with the state of domicile and the NAIC?	NO
22. Will the Supplemental Health Care Exhibit (Parts 1 and 2) be filed with the state of domicile and the NAIC by April 1?	YES
23. Will the Life, Health & Annuity Guaranty Association Assessable Premium Exhibit - Parts 1 and 2 be filed with the state of domicile and the NAIC by April 1?	YES
AUGUST FILING	
24. Will Management's Report of Internal Control Over Financial Reporting be filed with the state of domicile by August 1?	YES
Explanations:	
10. The data for this supplement is not required to be filed.	
11. The data for this supplement is not required to be filed.	
12. Only one stockholder - filing not required	
13. The data for this supplement is not required to be filed.	
14. The data for this supplement is not required to be filed.	
15. The data for this supplement is not required to be filed.	
16. The data for this supplement is not required to be filed.	
17. The data for this supplement is not required to be filed.	
18. The data for this supplement is not required to be filed.	
19. The data for this supplement is not required to be filed.	
20. The data for this supplement is not required to be filed.	
21. The data for this supplement is not required to be filed.	

Bar Codes:

10. Medicare Supplement Insurance Experience Exhibit [Document Identifier 360]	
11. Life Supplement [Document Identifier 205]	
12. SIS Stockholder Information Supplement [Document Identifier 420]	
13. Participating Opinion for Exhibit 5 [Document Identifier 371]	
14. Non-Guaranteed Opinion for Exhibit 5 [Document Identifier 370]	
15. Medicare Part D Coverage Supplement [Document Identifier 365]	
16. Relief from the five-year rotation requirement for lead audit partner [Document Identifier 224]	
17. Relief from the one-year cooling off period for independent CPA [Document Identifier 225]	
18. Relief from the Requirements for Audit Committees [Document Identifier 226]	

SUPPLEMENTAL EXHIBITS AND SCHEDULES INTERROGATORIES

19. Market Conduct Annual Statement (MCAS) Premium Exhibit for Year
[Document Identifier 600]



20. Long-Term Care Experience Reporting Forms [Document Identifier 306]



21. Life Supplement [Document Identifier 211]

