



HEALTH ANNUAL STATEMENT

AS OF DECEMBER 31, 2020
OF THE CONDITION AND AFFAIRS OF THE

Coventry Health Care of Missouri, Inc.

NAIC Group Code 0001 0001 NAIC Company Code 96377 Employer's ID Number 43-1372307
(Current) (Prior)

Organized under the Laws of Missouri State of Domicile or Port of Entry MO

Country of Domicile United States of America

Licensed as business type: Health Maintenance Organization

Is HMO Federally Qualified? Yes [] No [X]

Incorporated/Organized 05/22/1985 Commenced Business 11/01/1985

Statutory Home Office 1285 Fern Ridge Parkway, Suite 200 St. Louis, MO, US 63141
(Street and Number) (City or Town, State, Country and Zip Code)

Main Administrative Office 1285 Fern Ridge Parkway, Suite 200
(Street and Number)
St. Louis, MO, US 63141 314-506-1700
(City or Town, State, Country and Zip Code) (Area Code) (Telephone Number)

Mail Address 1285 Fern Ridge Parkway, Suite 200 St. Louis, MO, US 63141
(Street and Number or P.O. Box) (City or Town, State, Country and Zip Code)

Primary Location of Books and Records 1285 Fern Ridge Parkway, Suite 200
(Street and Number)
St. Louis, MO, US 63141 314-506-1700
(City or Town, State, Country and Zip Code) (Area Code) (Telephone Number)

Internet Website Address www.aetna.com

Statutory Statement Contact Kim E. Roth 215-775-6508
(Name) (Area Code) (Telephone Number)
StatutoryReporting@aetna.com 860-262-7767
(E-mail Address) (FAX Number)

OFFICERS

Vice President and Secretary Edward Chung-I Lee Corporate Controller Robert Joseph Parslow


OTHER

<u>James Benjamin Boyman, President #</u>	<u>Kevin James Casey, Senior Investment Officer</u>	<u>Peter Keller, Assistant Controller</u>
<u>Bryan James Lane, Assistant Controller</u>	<u>Whitney Dorothy Lavoie, Assistant Controller #</u>	<u>Scott David Miller, Assistant Controller</u>
<u>Davin Henry Reinecke, Chief Financial Officer</u>		<u>Tracy Louise Smith, Vice President and Treasurer</u>

DIRECTORS OR TRUSTEES

John David Anders James Benjamin Boyman # Davin Henry Reinecke

The officers of this reporting entity being duly sworn, each depose and say that they are the described officers of said reporting entity, and that on the reporting period stated above, all of the herein described assets were the absolute property of the said reporting entity, free and clear from any liens or claims thereon, except as herein stated, and that this statement, together with related exhibits, schedules and explanations therein contained, annexed or referred to, is a full and true statement of all the assets and liabilities and of the condition and affairs of the said reporting entity as of the reporting period stated above, and of its income and deductions therefrom for the period ended, and have been completed in accordance with the NAIC Annual Statement Instructions and Accounting Practices and Procedures manual except to the extent that: (1) state law may differ; or, (2) that state rules or regulations require differences in reporting not related to accounting practices and procedures, according to the best of their information, knowledge and belief, respectively. Furthermore, the scope of this attestation by the described officers also includes the related corresponding electronic filing with the NAIC, when required, that is an exact copy (except for formatting differences due to electronic filing) of the enclosed statement. The electronic filing may be requested by various regulators in lieu of or in addition to the enclosed statement.





(Signature)
Edward Chung-I Lee
Vice President and Secretary



(Signature)
Robert Joseph Parslow
Corporate Controller

State of..... Connecticut
County of..... Hartford
Subscribed and sworn to before me this
19 day of February, 2021
Cynthia Montano
NOTARY PUBLIC (Seal)

State of..... Connecticut
County of..... Hartford
Subscribed and sworn to before me this
19 day of February, 2021
Victoria Wollschlager
NOTARY PUBLIC (Seal)



- a. Is this an original filing? Yes [X] No []
b. If no,
1. State the amendment number.....
2. Date filed
3. Number of pages attached.....

EXHIBIT 3A - ANALYSIS OF HEALTH CARE RECEIVABLES COLLECTED AND ACCRUED

Type of Health Care Receivable	Health Care Receivables Collected During the Year		Health Care Receivables Accrued as of December 31 of Current Year		5 Health Care Receivables in Prior Years (Columns 1 + 3)	6 Estimated Health Care Receivables Accrued as of December 31 of Prior Year
	1 On Amounts Accrued Prior to January 1 of Current Year	2 On Amounts Accrued During the Year	3 On Amounts Accrued December 31 of Prior Year	4 On Amounts Accrued During the Year		
1. Pharmaceutical rebate receivables	5,016,908	33,082,828	0	4,981,174	5,016,908	4,797,842
2. Claim overpayment receivables	0	0	0	0	0	0
3. Loans and advances to providers	0	0	0	0	0	0
4. Capitation arrangement receivables	0	0	0	462,411	0	0
5. Risk sharing receivables	0	0	0	0	0	0
6. Other health care receivables.....	0	0	0	0	0	0
7. Totals (Lines 1 through 6)	5,016,908	33,082,828	0	5,443,585	5,016,908	4,797,842

Note that the accrued amounts in Columns 3, 4, and 6 are the total health care receivables, not just the admitted portion.

EXHIBIT 5 - AMOUNTS DUE FROM PARENT, SUBSIDIARIES AND AFFILIATES

1 Name of Affiliate	2 1 - 30 Days	3 31 - 60 Days	4 61 - 90 Days	5 Over 90 Days	6 Nonadmitted	Admitted	
						7 Current	8 Non-Current
NONE							
0399999 Total gross amounts receivable							

EXHIBIT 7 PART 1- SUMMARY OF TRANSACTIONS WITH PROVIDERS

Payment Method	1 Direct Medical Expense Payment	2 Column 1 as a % of Total Payments	3 Total Members Covered	4 Column 3 as a % of Total Members	5 Column 1 Expenses Paid to Affiliated Providers	6 Column 1 Expenses Paid to Non-Affiliated Providers
Capitation Payments:						
1. Medical groups	243,902,004	36.3	70,794	100.0	0	243,902,004
2. Intermediaries	0	0.0	0	0.0	0	0
3. All other providers	0	0.0	0	0.0	0	0
4. Total capitation payments	243,902,004	36.3	70,794	100.0	0	243,902,004
Other Payments:						
5. Fee-for-service	31,738,975	4.7	XXX	XXX	0	31,738,975
6. Contractual fee payments	332,250,441	49.4	XXX	XXX	3,544,295	328,706,146
7. Bonus/withhold arrangements - fee-for-service	0	0.0	XXX	XXX	0	0
8. Bonus/withhold arrangements - contractual fee payments	3,884,690	0.6	XXX	XXX	0	3,884,690
9. Non-contingent salaries	0	0.0	XXX	XXX	0	0
10. Aggregate cost arrangements	0	0.0	XXX	XXX	0	0
11. All other payments	60,967,614	9.1	XXX	XXX	60,967,614	0
12. Total other payments	428,841,720	63.7	XXX	XXX	64,511,909	364,329,811
13. TOTAL (Line 4 plus Line 12)	672,743,724	100%	XXX	XXX	64,511,909	608,231,815

EXHIBIT 7 - PART 2 - SUMMARY OF TRANSACTIONS WITH INTERMEDIARIES

1 NAIC Code	2 Name of Intermediary	3 Capitation Paid	4 Average Monthly Capitation	5 Intermediary's Total Adjusted Capital	6 Intermediary's Authorized Control Level RBC
NONE					
9999999 Totals			XXX	XXX	XXX

Exhibit 8 - Furniture and Equipment Owned

N O N E



ANNUAL STATEMENT FOR THE YEAR 2020 OF THE Coventry Health Care of Missouri, Inc.

EXHIBIT OF PREMIUMS, ENROLLMENT AND UTILIZATION (a)

REPORT FOR: 1. CORPORATION

Coventry Health Care of Missouri, Inc.

2. St. Louis, MO

NAIC Group Code	0001	BUSINESS IN THE STATE OF		DURING THE YEAR							(LOCATION)	
		Arkansas		2020							NAIC Company Code	
		1	Comprehensive (Hospital & Medical)		4	5	6	7	8	9	10	
	Total	2	3	Medicare Supplement	Vision Only	Dental Only	Federal Employees Health Benefit Plan	Title XVIII Medicare	Title XIX Medicaid	Other		
Total Members at end of:												
1. Prior Year	2,082	0	0	0	0	0	0	2,082	0	0		
2. First Quarter	2,141	0	0	0	0	0	0	2,141	0	0		
3. Second Quarter	2,142	0	0	0	0	0	0	2,142	0	0		
4. Third Quarter	2,126	0	0	0	0	0	0	2,126	0	0		
5. Current Year	2,109	0	0	0	0	0	0	2,109	0	0		
6. Current Year Member Months	25,586	0	0	0	0	0	0	25,586	0	0		
Total Member Ambulatory Encounters for Year:												
7. Physician	53,978	0	0	0	0	0	0	53,978	0	0		
8. Non-Physician	37,265	0	0	0	0	0	0	37,265	0	0		
9. Total	91,243	0	0	0	0	0	0	91,243	0	0		
10. Hospital Patient Days Incurred	1,916	0	0	0	0	0	0	1,916	0	0		
11. Number of Inpatient Admissions	388	0	0	0	0	0	0	388	0	0		
12. Health Premiums Written (b)	24,622,230	0	0	0	0	0	0	24,622,230	0	0		
13. Life Premiums Direct	0	0	0	0	0	0	0	0	0	0		
14. Property/Casualty Premiums Written	0	0	0	0	0	0	0	0	0	0		
15. Health Premiums Earned	24,622,230	0	0	0	0	0	0	24,622,230	0	0		
16. Property/Casualty Premiums Earned	0	0	0	0	0	0	0	0	0	0		
17. Amount Paid for Provision of Health Care Services.....	20,243,557	0	0	0	0	0	0	20,243,557	0	0		
18. Amount Incurred for Provision of Health Care Services	21,001,407	0	0	0	0	0	0	21,001,407	0	0		

(a) For health business: number of persons insured under PPO managed care products0 and number of persons insured under indemnity only products0 .

(b) For health premiums written: amount of Medicare Title XVIII exempt from state taxes or fees \$24,622,230

30 AR



ANNUAL STATEMENT FOR THE YEAR 2020 OF THE Coventry Health Care of Missouri, Inc.

EXHIBIT OF PREMIUMS, ENROLLMENT AND UTILIZATION (a)

REPORT FOR: 1. CORPORATION

Coventry Health Care of Missouri, Inc.

2. St. Louis, MO

NAIC Group Code	0001	BUSINESS IN THE STATE OF		DURING THE YEAR							(LOCATION)	
		Illinois		2020							NAIC Company Code	
		1	Comprehensive (Hospital & Medical)		4	5	6	7	8	9	10	
	Total	2	3	Medicare Supplement	Vision Only	Dental Only	Federal Employees Health Benefit Plan	Title XVIII Medicare	Title XIX Medicaid	Other		
		Individual	Group									
Total Members at end of:												
1. Prior Year	13,223	0	0	0	0	0	0	13,223	0	0		
2. First Quarter	6,100	0	0	0	0	0	0	6,100	0	0		
3. Second Quarter	6,082	0	0	0	0	0	0	6,082	0	0		
4. Third Quarter	6,094	0	0	0	0	0	0	6,094	0	0		
5. Current Year	6,086	0	0	0	0	0	0	6,086	0	0		
6. Current Year Member Months	73,076	0	0	0	0	0	0	73,076	0	0		
Total Member Ambulatory Encounters for Year:												
7. Physician	209,256	0	0	0	0	0	0	209,256	0	0		
8. Non-Physician	104,029	0	0	0	0	0	0	104,029	0	0		
9. Total	313,285	0	0	0	0	0	0	313,285	0	0		
10. Hospital Patient Days Incurred	8,599	0	0	0	0	0	0	8,599	0	0		
11. Number of Inpatient Admissions	1,578	0	0	0	0	0	0	1,578	0	0		
12. Health Premiums Written (b)	76,232,923	2	0	0	0	0	0	76,232,921	0	0		
13. Life Premiums Direct	0	0	0	0	0	0	0	0	0	0		
14. Property/Casualty Premiums Written	0	0	0	0	0	0	0	0	0	0		
15. Health Premiums Earned	76,232,923	2	0	0	0	0	0	76,232,921	0	0		
16. Property/Casualty Premiums Earned	0	0	0	0	0	0	0	0	0	0		
17. Amount Paid for Provision of Health Care Services.....	52,062,615	0	(40,947)	0	0	0	0	52,103,562	0	0		
18. Amount Incurred for Provision of Health Care Services	59,090,979	0	(16,464)	0	0	0	0	59,107,443	0	0		

(a) For health business: number of persons insured under PPO managed care products0 and number of persons insured under indemnity only products0 .

(b) For health premiums written: amount of Medicare Title XVIII exempt from state taxes or fees \$76,232,921



ANNUAL STATEMENT FOR THE YEAR 2020 OF THE Coventry Health Care of Missouri, Inc.

EXHIBIT OF PREMIUMS, ENROLLMENT AND UTILIZATION (a)

REPORT FOR: 1. CORPORATION

Coventry Health Care of Missouri, Inc.

2. St. Louis, MO

NAIC Group Code	0001	BUSINESS IN THE STATE OF		DURING THE YEAR							(LOCATION)	
		Kansas		2020							NAIC Company Code	
		1	Comprehensive (Hospital & Medical)		4	5	6	7	8	9	10	
	Total	2	3	Medicare Supplement	Vision Only	Dental Only	Federal Employees Health Benefit Plan	Title XVIII Medicare	Title XIX Medicaid	Other		
		Individual	Group									
Total Members at end of:												
1. Prior Year	7,124	0	0	0	0	0	0	7,124	0	0		
2. First Quarter	7,387	0	0	0	0	0	0	7,387	0	0		
3. Second Quarter	7,388	0	0	0	0	0	0	7,388	0	0		
4. Third Quarter	7,412	0	0	0	0	0	0	7,412	0	0		
5. Current Year	7,361	0	0	0	0	0	0	7,361	0	0		
6. Current Year Member Months	88,720	0	0	0	0	0	0	88,720	0	0		
Total Member Ambulatory Encounters for Year:												
7. Physician	159,156	0	0	0	0	0	0	159,156	0	0		
8. Non-Physician	106,001	0	0	0	0	0	0	106,001	0	0		
9. Total	265,157	0	0	0	0	0	0	265,157	0	0		
10. Hospital Patient Days Incurred	6,576	0	0	0	0	0	0	6,576	0	0		
11. Number of Inpatient Admissions	1,313	0	0	0	0	0	0	1,313	0	0		
12. Health Premiums Written (b)	85,293,210	0	0	0	0	0	0	85,293,210	0	0		
13. Life Premiums Direct	0	0	0	0	0	0	0	0	0	0		
14. Property/Casualty Premiums Written	0	0	0	0	0	0	0	0	0	0		
15. Health Premiums Earned	85,293,210	0	0	0	0	0	0	85,293,210	0	0		
16. Property/Casualty Premiums Earned	0	0	0	0	0	0	0	0	0	0		
17. Amount Paid for Provision of Health Care Services.....	59,808,787	(29)	(642)	0	0	0	0	59,809,458	0	0		
18. Amount Incurred for Provision of Health Care Services	63,706,670	(29)	(512)	0	0	0	0	63,707,211	0	0		

(a) For health business: number of persons insured under PPO managed care products0 and number of persons insured under indemnity only products0 .

(b) For health premiums written: amount of Medicare Title XVIII exempt from state taxes or fees \$85,293,210

30 KS



ANNUAL STATEMENT FOR THE YEAR 2020 OF THE Coventry Health Care of Missouri, Inc.

EXHIBIT OF PREMIUMS, ENROLLMENT AND UTILIZATION (a)

REPORT FOR: 1. CORPORATION

Coventry Health Care of Missouri, Inc.

2. St. Louis, MO

NAIC Group Code	0001	BUSINESS IN THE STATE OF		DURING THE YEAR							(LOCATION)	
		Missouri		2020							NAIC Company Code	
		1	Comprehensive (Hospital & Medical)		4	5	6	7	8	9	10	
	Total	2	3	Medicare Supplement	Vision Only	Dental Only	Federal Employees Health Benefit Plan	Title XVIII Medicare	Title XIX Medicaid	Other		
		Individual	Group									
Total Members at end of:												
1. Prior Year	57,725	0	0	0	0	0	0	57,725	0	0		
2. First Quarter	55,524	0	0	0	0	0	0	55,524	0	0		
3. Second Quarter	55,090	0	0	0	0	0	0	55,090	0	0		
4. Third Quarter	54,748	0	0	0	0	0	0	54,748	0	0		
5. Current Year	54,272	0	0	0	0	0	0	54,272	0	0		
6. Current Year Member Months	658,384	0	0	0	0	0	0	658,384	0	0		
Total Member Ambulatory Encounters for Year:												
7. Physician	1,382,276	0	0	0	0	0	0	1,382,276	0	0		
8. Non-Physician	905,808	0	0	0	0	0	0	905,808	0	0		
9. Total	2,288,084	0	0	0	0	0	0	2,288,084	0	0		
10. Hospital Patient Days Incurred	55,414	0	0	0	0	0	0	55,414	0	0		
11. Number of Inpatient Admissions	10,728	0	0	0	0	0	0	10,728	0	0		
12. Health Premiums Written (b)	670,923,836	3	0	0	0	0	0	670,923,833	0	0		
13. Life Premiums Direct	0	0	0	0	0	0	0	0	0	0		
14. Property/Casualty Premiums Written	0	0	0	0	0	0	0	0	0	0		
15. Health Premiums Earned	653,941,759	3	0	0	0	0	0	653,941,756	0	0		
16. Property/Casualty Premiums Earned	0	0	0	0	0	0	0	0	0	0		
17. Amount Paid for Provision of Health Care Services.....	533,180,033	0	(39,377)	0	0	0	0	533,219,410	0	0		
18. Amount Incurred for Provision of Health Care Services	527,638,581	0	(50,576)	0	0	0	0	527,689,157	0	0		

(a) For health business: number of persons insured under PPO managed care products0 and number of persons insured under indemnity only products0 .

(b) For health premiums written: amount of Medicare Title XVIII exempt from state taxes or fees \$670,923,833

30.MO



ANNUAL STATEMENT FOR THE YEAR 2020 OF THE Coventry Health Care of Missouri, Inc.

EXHIBIT OF PREMIUMS, ENROLLMENT AND UTILIZATION (a)

REPORT FOR: 1. CORPORATION

Coventry Health Care of Missouri, Inc.

2. St. Louis, MO

NAIC Group Code	0001	BUSINESS IN THE STATE OF		DURING THE YEAR							(LOCATION)	
		Oklahoma		2020							NAIC Company Code	
		1	Comprehensive (Hospital & Medical)		4	5	6	7	8	9	10	
	Total	2	3	Medicare Supplement	Vision Only	Dental Only	Federal Employees Health Benefit Plan	Title XVIII Medicare	Title XIX Medicaid	Other		
Total Members at end of:												
1. Prior Year	915	0	0	0	0	0	0	915	0	0		
2. First Quarter	848	0	0	0	0	0	0	848	0	0		
3. Second Quarter	896	0	0	0	0	0	0	896	0	0		
4. Third Quarter	946	0	0	0	0	0	0	946	0	0		
5. Current Year	966	0	0	0	0	0	0	966	0	0		
6. Current Year Member Months	10,817	0	0	0	0	0	0	10,817	0	0		
Total Member Ambulatory Encounters for Year:												
7. Physician	19,898	0	0	0	0	0	0	19,898	0	0		
8. Non-Physician	13,456	0	0	0	0	0	0	13,456	0	0		
9. Total	33,354	0	0	0	0	0	0	33,354	0	0		
10. Hospital Patient Days Incurred	1,048	0	0	0	0	0	0	1,048	0	0		
11. Number of Inpatient Admissions	177	0	0	0	0	0	0	177	0	0		
12. Health Premiums Written (b)	9,072,562	0	0	0	0	0	0	9,072,562	0	0		
13. Life Premiums Direct	0	0	0	0	0	0	0	0	0	0		
14. Property/Casualty Premiums Written	0	0	0	0	0	0	0	0	0	0		
15. Health Premiums Earned	9,072,562	0	0	0	0	0	0	9,072,562	0	0		
16. Property/Casualty Premiums Earned	0	0	0	0	0	0	0	0	0	0		
17. Amount Paid for Provision of Health Care Services	7,448,732	0	(1,824)	0	0	0	0	7,450,556	0	0		
18. Amount Incurred for Provision of Health Care Services	8,052,074	0	(1,454)	0	0	0	0	8,053,528	0	0		

(a) For health business: number of persons insured under PPO managed care products0 and number of persons insured under indemnity only products0 .

(b) For health premiums written: amount of Medicare Title XVIII exempt from state taxes or fees \$9,072,562

30 OK



ANNUAL STATEMENT FOR THE YEAR 2020 OF THE Coventry Health Care of Missouri, Inc.

EXHIBIT OF PREMIUMS, ENROLLMENT AND UTILIZATION (a)

REPORT FOR: 1. CORPORATION

Coventry Health Care of Missouri, Inc.

2. St. Louis, MO

NAIC Group Code	0001	BUSINESS IN THE STATE OF	(LOCATION)									
			Grand Total		DURING THE YEAR			2020			NAIC Company Code	96377
			1	Comprehensive (Hospital & Medical)		4	5	6	7	8	9	10
Total	2	3	Medicare Supplement	Vision Only	Dental Only	Federal Employees Health Benefit Plan	Title XVIII Medicare	Title XIX Medicaid	Other			
Total Members at end of:												
1. Prior Year	81,069	0	0	0	0	0	0	81,069	0	0		
2. First Quarter	72,000	0	0	0	0	0	0	72,000	0	0		
3. Second Quarter	71,598	0	0	0	0	0	0	71,598	0	0		
4. Third Quarter	71,326	0	0	0	0	0	0	71,326	0	0		
5. Current Year	70,794	0	0	0	0	0	0	70,794	0	0		
6. Current Year Member Months	856,583	0	0	0	0	0	0	856,583	0	0		
Total Member Ambulatory Encounters for Year:												
7. Physician	1,824,564	0	0	0	0	0	0	1,824,564	0	0		
8. Non-Physician	1,166,559	0	0	0	0	0	0	1,166,559	0	0		
9. Total	2,991,123	0	0	0	0	0	0	2,991,123	0	0		
10. Hospital Patient Days Incurred	73,553	0	0	0	0	0	0	73,553	0	0		
11. Number of Inpatient Admissions	14,184	0	0	0	0	0	0	14,184	0	0		
12. Health Premiums Written (b)	866,144,761	5	0	0	0	0	0	866,144,756	0	0		
13. Life Premiums Direct	0	0	0	0	0	0	0	0	0	0		
14. Property/Casualty Premiums Written	0	0	0	0	0	0	0	0	0	0		
15. Health Premiums Earned	849,162,684	5	0	0	0	0	0	849,162,679	0	0		
16. Property/Casualty Premiums Earned	0	0	0	0	0	0	0	0	0	0		
17. Amount Paid for Provision of Health Care Services	672,743,724	(29)	(82,790)	0	0	0	0	672,826,543	0	0		
18. Amount Incurred for Provision of Health Care Services	679,489,711	(29)	(69,006)	0	0	0	0	679,558,746	0	0		

(a) For health business: number of persons insured under PPO managed care products0 and number of persons insured under indemnity only products0 .

(b) For health premiums written: amount of Medicare Title XVIII exempt from state taxes or fees \$866,144,756

30.GT

SCHEDULE S - PART 1 - SECTION 2

Reinsurance Assumed Accident and Health Insurance Listed by Reinsured Company as of December 31, Current Year

1	2	3	4	5	6	7	8	9	10	11	12	13
NAIC Company Code	ID Number	Effective Date	Name of Reinsured	Domiciliary Jurisdiction	Type of Reinsurance Assumed	Type of Business Assumed	Premiums	Unearned Premiums	Reserve Liability Other Than for Unearned Premiums	Reinsurance Payable on Paid and Unpaid Losses	Modified Coinsurance Reserve	Funds Withheld Under Coinsurance
NONE												
9999999 - Totals												

ANNUAL STATEMENT FOR THE YEAR 2020 OF THE Coventry Health Care of Missouri, Inc.

SCHEDULE S - PART 3 - SECTION 2

Reinsurance Ceded Accident and Health Insurance Listed by Reinsuring Company as of December 31, Current Year

1 NAIC Company Code	2 ID Number	3 Effective Date	4 Name of Company	5 Domi- ciliary Juris- diction	6 Type of Reinsurance Ceded	7 Type of Business Ceded	8 Premiums	9 Unearned Premiums (Estimated)	10 Reserve Credit Taken Other than for Unearned Premiums	Outstanding Surplus Relief		13 Modified Coinsurance Reserve	14 Funds Withheld Under Coinsurance
										11 Current Year	12 Prior Year		
74160	37-1241037	01/01/2015	COVENTRY HLTH CARE OF IL INC	IL	Health - Other reinsurance - All Medical Combined - Group	MR	(2,561,673)	0	0	0	0	0	0
			0299999. General Account - Authorized U.S. Affiliates - Other				(2,561,673)	0	0	0	0	0	0
			0399999. Total General Account - Authorized U.S. Affiliates				(2,561,673)	0	0	0	0	0	0
			0699999. Total General Account - Authorized Non-U.S. Affiliates				0	0	0	0	0	0	0
			0799999. Total General Account - Authorized Affiliates				(2,561,673)	0	0	0	0	0	0
			1099999. Total General Account - Authorized Non-Affiliates				0	0	0	0	0	0	0
			1199999. Total General Account Authorized				(2,561,673)	0	0	0	0	0	0
			1499999. Total General Account - Unauthorized U.S. Affiliates				0	0	0	0	0	0	0
			1799999. Total General Account - Unauthorized Non-U.S. Affiliates				0	0	0	0	0	0	0
			1899999. Total General Account - Unauthorized Affiliates				0	0	0	0	0	0	0
00000	AA-3770333	03/01/2016	Fresenius Medical Care Reinsurance Co. (Cayman) LTD	CYM	Health - Specific Stop Loss - Hospital - Individual	MR	9,321,153	0	0	0	0	0	0
			2099999. General Account - Unauthorized Non-U.S. Non-Affiliates				9,321,153	0	0	0	0	0	0
			2199999. Total General Account - Unauthorized Non-Affiliates				9,321,153	0	0	0	0	0	0
			2299999. Total General Account Unauthorized				9,321,153	0	0	0	0	0	0
			2599999. Total General Account - Certified U.S. Affiliates				0	0	0	0	0	0	0
			2899999. Total General Account - Certified Non-U.S. Affiliates				0	0	0	0	0	0	0
			2999999. Total General Account - Certified Affiliates				0	0	0	0	0	0	0
			3299999. Total General Account - Certified Non-Affiliates				0	0	0	0	0	0	0
			3399999. Total General Account Certified				0	0	0	0	0	0	0
			3699999. Total General Account - Reciprocal Jurisdiction U.S. Affiliates				0	0	0	0	0	0	0
			3999999. Total General Account - Reciprocal Jurisdiction Non-U.S. Affiliates				0	0	0	0	0	0	0
			4099999. Total General Account - Reciprocal Jurisdiction Affiliates				0	0	0	0	0	0	0
			4399999. Total General Account - Reciprocal Jurisdiction Non-Affiliates				0	0	0	0	0	0	0
			4499999. Total General Account Reciprocal Jurisdiction				0	0	0	0	0	0	0
			4599999. Total General Account Authorized, Unauthorized, Reciprocal Jurisdiction and Certified				6,759,480	0	0	0	0	0	0
			4899999. Total Separate Accounts - Authorized U.S. Affiliates				0	0	0	0	0	0	0
			5199999. Total Separate Accounts - Authorized Non-U.S. Affiliates				0	0	0	0	0	0	0
			5299999. Total Separate Accounts - Authorized Affiliates				0	0	0	0	0	0	0
			5599999. Total Separate Accounts - Authorized Non-Affiliates				0	0	0	0	0	0	0
			5699999. Total Separate Accounts Authorized				0	0	0	0	0	0	0
			5999999. Total Separate Accounts - Unauthorized U.S. Affiliates				0	0	0	0	0	0	0
			6299999. Total Separate Accounts - Unauthorized Non-U.S. Affiliates				0	0	0	0	0	0	0
			6399999. Total Separate Accounts - Unauthorized Affiliates				0	0	0	0	0	0	0
			6699999. Total Separate Accounts - Unauthorized Non-Affiliates				0	0	0	0	0	0	0
			6799999. Total Separate Accounts Unauthorized				0	0	0	0	0	0	0
			7099999. Total Separate Accounts - Certified U.S. Affiliates				0	0	0	0	0	0	0
			7399999. Total Separate Accounts - Certified Non-U.S. Affiliates				0	0	0	0	0	0	0
			7499999. Total Separate Accounts - Certified Affiliates				0	0	0	0	0	0	0
			7799999. Total Separate Accounts - Certified Non-Affiliates				0	0	0	0	0	0	0
			7899999. Total Separate Accounts Certified				0	0	0	0	0	0	0
			8199999. Total Separate Accounts - Reciprocal Jurisdiction U.S. Affiliates				0	0	0	0	0	0	0
			8499999. Total Separate Accounts - Reciprocal Jurisdiction Non-U.S. Affiliates				0	0	0	0	0	0	0
			8599999. Total Separate Accounts - Reciprocal Jurisdiction Affiliates				0	0	0	0	0	0	0
			8899999. Total Separate Accounts - Reciprocal Jurisdiction Non-Affiliates				0	0	0	0	0	0	0
			8999999. Total Separate Accounts Reciprocal Jurisdiction				0	0	0	0	0	0	0
			9099999. Total Separate Accounts Authorized, Unauthorized, Reciprocal Jurisdiction and Certified				0	0	0	0	0	0	0

ANNUAL STATEMENT FOR THE YEAR 2020 OF THE Coventry Health Care of Missouri, Inc.

SCHEDULE S - PART 3 - SECTION 2

Reinsurance Ceded Accident and Health Insurance Listed by Reinsuring Company as of December 31, Current Year

1 NAIC Company Code	2 ID Number	3 Effective Date	4 Name of Company	5 Domi- ciliary Juris- diction	6 Type of Reinsurance Ceded	7 Type of Business Ceded	8 Premiums	9 Unearned Premiums (Estimated)	10 Reserve Credit Taken Other than for Unearned Premiums	Outstanding Surplus Relief		13 Modified Coinsurance Reserve	14 Funds Withheld Under Coinsurance
										11 Current Year	12 Prior Year		
9199999	Total U.S. (Sum of 0399999, 0899999, 1499999, 1999999, 2599999, 3099999, 3699999, 4199999, 4899999, 5399999, 5999999, 6499999, 7099999, 7599999, 8199999 and 8699999)						(2,561,673)	0	0	0	0	0	0
9299999	Total Non-U.S. (Sum of 0699999, 0999999, 1799999, 2099999, 2899999, 3199999, 3999999, 4299999, 5199999, 5499999, 6299999, 6599999, 7399999, 7699999, 8499999 and 8799999)						9,321,153	0	0	0	0	0	0
9999999	Totals						6,759,480	0	0	0	0	0	0

ANNUAL STATEMENT FOR THE YEAR 2020 OF THE Coventry Health Care of Missouri, Inc.

SCHEDULE S - PART 4

Reinsurance Ceded to Unauthorized Companies

1 NAIC Company Code	2 ID Number	3 Effective Date	4 Name of Reinsurer	5 Reserve Credit Taken	6 Paid and Unpaid Losses Recoverable (Debit)	7 Other Debits	8 Total (Cols.5+6+7)	9 Letters of Credit	10 Issuing or Confirming Bank Reference Number (a)	11 Trust Agreements	12 Funds Deposited by and Withheld from Reinsurers	13 Other	14 Miscellaneous Balances (Credit)	15 Sum of Cols. 9+11+12+13 +14 but not in Excess of Col. 8
0399999			Total General Account - Life and Annuity U.S. Affiliates	0	0	0	0	0	XXX	0	0	0	0	0
0699999			Total General Account - Life and Annuity Non-U.S. Affiliates	0	0	0	0	0	XXX	0	0	0	0	0
0799999			Total General Account - Life and Annuity Affiliates	0	0	0	0	0	XXX	0	0	0	0	0
1099999			Total General Account - Life and Annuity Non-Affiliates	0	0	0	0	0	XXX	0	0	0	0	0
1199999			Total General Account Life and Annuity	0	0	0	0	0	XXX	0	0	0	0	0
1499999			Total General Account - Accident and Health U.S. Affiliates	0	0	0	0	0	XXX	0	0	0	0	0
1799999			Total General Account - Accident and Health Non-U.S. Affiliates	0	0	0	0	0	XXX	0	0	0	0	0
1899999			Total General Account - Accident and Health Affiliates	0	0	0	0	0	XXX	0	0	0	0	0
00000	AA-3770333	03/01/2016	Fresenius Medical Care Reinsurance Co. (Cayman) LTD	0	903,816	0	903,816	0		0	1,162,446	0	0	903,816
2099999			General Account - Accident and Health Non-U.S. Non-Affiliates	0	903,816	0	903,816	0	XXX	0	1,162,446	0	0	903,816
2199999			Total General Account - Accident and Health Non-Affiliates	0	903,816	0	903,816	0	XXX	0	1,162,446	0	0	903,816
2299999			Total General Account Accident and Health	0	903,816	0	903,816	0	XXX	0	1,162,446	0	0	903,816
2399999			Total General Account	0	903,816	0	903,816	0	XXX	0	1,162,446	0	0	903,816
2699999			Total Separate Accounts - U.S. Affiliates	0	0	0	0	0	XXX	0	0	0	0	0
2999999			Total Separate Accounts - Non-U.S. Affiliates	0	0	0	0	0	XXX	0	0	0	0	0
3099999			Total Separate Accounts - Affiliates	0	0	0	0	0	XXX	0	0	0	0	0
3399999			Total Separate Accounts - Non-Affiliates	0	0	0	0	0	XXX	0	0	0	0	0
3499999			Total Separate Accounts	0	0	0	0	0	XXX	0	0	0	0	0
3599999			Total U.S. (Sum of 0399999, 0899999, 1499999, 1999999, 2699999 and 3199999)	0	0	0	0	0	XXX	0	0	0	0	0
3699999			Total Non-U.S. (Sum of 0699999, 0999999, 1799999, 2099999, 2999999 and 3299999)	0	903,816	0	903,816	0	XXX	0	1,162,446	0	0	903,816
9999999			Totals	0	903,816	0	903,816	0	XXX	0	1,162,446	0	0	903,816

(a)

Issuing or Confirming Bank Reference Number	Letters of Credit Code	American Bankers Association (ABA) Routing Number	Issuing or Confirming Bank Name	Letters of Credit Amount
NONE				

Schedule S - Part 5

NONE

Schedule S - Part 5 - Bank Footnote

NONE

SCHEDULE S - PART 6

Five Year Exhibit of Reinsurance Ceded Business (\$000 Omitted)

	1 2020	2 2019	3 2018	4 2017	5 2016
A. OPERATIONS ITEMS					
1. Premiums	0	0	0	0	0
2. Title XVIII - Medicare	6,759	100,545	86,258	83,972	307,706
3. Title XIX - Medicaid	0	0	0	0	0
4. Commissions and reinsurance expense allowance	0	0	0	0	0
5. Total hospital and medical expenses	15,751	80,123	80,116	74,472	262,636
B. BALANCE SHEET ITEMS					
6. Premiums receivable	0	0	0	0	0
7. Claims payable	904	299	264	593	289
8. Reinsurance recoverable on paid losses	0	0	0	0	4
9. Experience rating refunds due or unpaid	0	0	0	0	0
10. Commissions and reinsurance expense allowances due	0	0	0	0	0
11. Unauthorized reinsurance offset	1,162	299	264	175	62
12. Offset for reinsurance with Certified Reinsurers	0	0	0	0	0
C. UNAUTHORIZED REINSURANCE (DEPOSITS BY AND FUNDS WITHHELD FROM)					
13. Funds deposited by and withheld from (F)	1,162	299	264	175	62
14. Letters of credit (L)	0	0	0	0	0
15. Trust agreements (T)	0	0	0	0	0
16. Other (O)	0	0	0	0	0
D. REINSURANCE WITH CERTIFIED REINSURERS (DEPOSITS BY AND FUNDS WITHHELD FROM)					
17. Multiple Beneficiary Trust	0	0	0	0	0
18. Funds deposited by and withheld from (F)	0	0	0	0	0
19. Letters of credit (L)	0	0	0	0	0
20. Trust agreements (T)	0	0	0	0	0
21. Other (O)	0	0	0	0	0

SCHEDULE S - PART 7

Restatement of Balance Sheet to Identify Net Credit For Ceded Reinsurance

	1 As Reported (net of ceded)	2 Restatement Adjustments	3 Restated (gross of ceded)
ASSETS (Page 2, Col. 3)			
1. Cash and invested assets (Line 12)	293,738,293	0	293,738,293
2. Accident and health premiums due and unpaid (Line 15)	17,882,283	0	17,882,283
3. Amounts recoverable from reinsurers (Line 16.1)	0	0	0
4. Net credit for ceded reinsurance	XXX	(258,630)	(258,630)
5. All other admitted assets (Balance)	16,662,080	0	16,662,080
6. Total assets (Line 28)	328,282,656	(258,630)	328,024,026
LIABILITIES, CAPITAL AND SURPLUS (Page 3)			
7. Claims unpaid (Line 1)	53,482,031	903,816	54,385,847
8. Accrued medical incentive pool and bonus payments (Line 2)	19,476,024	0	19,476,024
9. Premiums received in advance (Line 8)	423,085	0	423,085
10. Funds held under reinsurance treaties with authorized and unauthorized reinsurers (Line 19 first inset amount plus second inset amount)	1,162,000	(1,162,446)	(446)
11. Reinsurance in unauthorized companies (Line 20 minus inset amount)	0	0	0
12. Reinsurance with Certified Reinsurers (Line 20 inset amount)	0	0	0
13. Funds held under reinsurance treaties with Certified Reinsurers (Line 19 third inset amount)	0	0	0
14. All other liabilities (Balance)	104,705,047	0	104,705,047
15. Total liabilities (Line 24)	179,248,187	(258,630)	178,989,557
16. Total capital and surplus (Line 33)	149,034,023	XXX	149,034,023
17. Total liabilities, capital and surplus (Line 34)	328,282,210	(258,630)	328,023,580
NET CREDIT FOR CEDED REINSURANCE			
18. Claims unpaid	903,816		
19. Accrued medical incentive pool	0		
20. Premiums received in advance	0		
21. Reinsurance recoverable on paid losses	0		
22. Other ceded reinsurance recoverables	0		
23. Total ceded reinsurance recoverables	903,816		
24. Premiums receivable	0		
25. Funds held under reinsurance treaties with authorized and unauthorized reinsurers	1,162,446		
26. Unauthorized reinsurance	0		
27. Reinsurance with Certified Reinsurers	0		
28. Funds held under reinsurance treaties with Certified Reinsurers	0		
29. Other ceded reinsurance payables/offsets	0		
30. Total ceded reinsurance payables/offsets	1,162,446		
31. Total net credit for ceded reinsurance	(258,630)		

**SCHEDULE T - PART 2
INTERSTATE COMPACT - EXHIBIT OF PREMIUMS WRITTEN**

Allocated by States and Territories

States, Etc.	Direct Business Only					Totals
	1 Life (Group and Individual)	2 Annuities (Group and Individual)	3 Disability Income (Group and Individual)	4 Long-Term Care (Group and Individual)	5 Deposit-Type Contracts	
1. Alabama	AL					
2. Alaska	AK					
3. Arizona	AZ					
4. Arkansas	AR					
5. California	CA					
6. Colorado	CO					
7. Connecticut	CT					
8. Delaware	DE					
9. District of Columbia	DC					
10. Florida	FL					
11. Georgia	GA					
12. Hawaii	HI					
13. Idaho	ID					
14. Illinois	IL					
15. Indiana	IN					
16. Iowa	IA					
17. Kansas	KS					
18. Kentucky	KY					
19. Louisiana	LA					
20. Maine	ME					
21. Maryland	MD					
22. Massachusetts	MA					
23. Michigan	MI					
24. Minnesota	MN					
25. Mississippi	MS					
26. Missouri	MO					
27. Montana	MT					
28. Nebraska	NE					
29. Nevada	NV					
30. New Hampshire	NH					
31. New Jersey	NJ					
32. New Mexico	NM					
33. New York	NY					
34. North Carolina	NC					
35. North Dakota	ND					
36. Ohio	OH					
37. Oklahoma	OK					
38. Oregon	OR					
39. Pennsylvania	PA					
40. Rhode Island	RI					
41. South Carolina	SC					
42. South Dakota	SD					
43. Tennessee	TN					
44. Texas	TX					
45. Utah	UT					
46. Vermont	VT					
47. Virginia	VA					
48. Washington	WA					
49. West Virginia	WV					
50. Wisconsin	WI					
51. Wyoming	WY					
52. American Samoa	AS					
53. Guam	GU					
54. Puerto Rico	PR					
55. U.S. Virgin Islands	VI					
56. Northern Mariana Islands	MP					
57. Canada	CAN					
58. Aggregate Other Alien	OT					
59. Total						

NONE

ANNUAL STATEMENT FOR THE YEAR 2020 OF THE Coventry Health Care of Missouri, Inc.

SCHEDULE Y
PART 1A - DETAIL OF INSURANCE HOLDING COMPANY SYSTEM

1	2	3	4	5	6	7	8	9	10	11	12	13	14	15	16
Group Code	Group Name	NAIC Company Code	ID Number	Federal RSSD	CIK	Name of Securities Exchange if Publicly Traded (U.S. or International)	Names of Parent, Subsidiaries Or Affiliates	Domiciliary Location	Relationship to Reporting Entity	Directly Controlled by (Name of Entity/Person)	Type of Control (Ownership, Board, Management, Attorney-in-Fact, Influence, Other)	If Control is Ownership Provide Percentage	Ultimate Controlling Entity(ies)/Person(s)	Is an SCA Filing Required? (Y/N)	*
.0001	CVS HEALTH GROUP		05-0494040		0000064803	NYSE	CVS Health Corporation	DE	UIP	Board of Directors	Board of Directors	100.000	CVS Health Corporation	.N	.0
.0001	CVS HEALTH GROUP	63444	06-1566092				Accendo Insurance Company	UT	IA	Part D Holding Company, L.L.C.	Ownership	100.000	CVS Health Corporation	.N	.0
.0001	CVS HEALTH GROUP	.12575	20-2833904				SilverScript Insurance Company	TN	IA	Part D Holding Company, L.L.C.	Ownership	100.000	CVS Health Corporation	.N	.0
.0001	CVS HEALTH GROUP	.00000	05-0340626				CVS Pharmacy, Inc.	RI	UIP	CVS Health Corporation	Ownership	100.000	CVS Health Corporation	.N	.0
.0001	CVS HEALTH GROUP	.00000	20-8404182				Caremark Rx, L.L.C.	DE	NIA	CVS Pharmacy, Inc	Ownership	100.000	CVS Health Corporation	.N	.0
.0001	CVS HEALTH GROUP	.00000	61-1715010				Part D Holding Company, L.L.C.	DE	NIA	Caremark Rx., L.L.C.	Ownership	100.000	CVS Health Corporation	.N	.0
.0001	CVS HEALTH GROUP	.00000	33-1113587				CVS Caremark Part D Services, L.L.C.	DE	NIA	Caremark Rx., L.L.C.	Ownership	100.000	CVS Health Corporation	.N	.0
.0001	CVS HEALTH GROUP	.00000	87-0548860				RxAmerica, L.L.C.	DE	NIA	Caremark Rx., L.L.C.	Ownership	100.000	CVS Health Corporation	.N	.0
.0001	CVS HEALTH GROUP	.00000	11-2580136				Caremark Ulysses Holding Corporation	NY	NIA	Caremark Rx., L.L.C.	Ownership	100.000	CVS Health Corporation	.N	.0
.0001	CVS HEALTH GROUP	.00000	87-0804047				MemberHealth, L.L.C.	DE	NIA	Caremark Ulysses Holding Corporation	Ownership	100.000	CVS Health Corporation	.N	.0
.0001	CVS HEALTH GROUP	.00000	05-0500188				CVS Caremark Indemnity, Ltd.	BMJ	IA	CVS Foreign, Inc.	Ownership	100.000	CVS Health Corporation	.N	.0
.0001	CVS HEALTH GROUP	.00000	27-1298765				UAC Holding, Inc.	DE	NIA	Caremark Ulysses Holding Corporation	Ownership	100.000	CVS Health Corporation	.N	.0
.0001	CVS HEALTH GROUP	.00000	05-0497953				CVS Foreign, Inc.	NY	NIA	CVS Health Corporation	Ownership	100.000	CVS Health Corporation	.N	.0
.0001	CVS HEALTH GROUP	.00000	58-2160656				Coram Clinical Trials, Inc.	DE	NIA	CVS Pharmacy, Inc	Ownership	75.000	CVS Health Corporation	.N	.18
.0001	CVS HEALTH GROUP	.00000	23-2229683	3060706	0001122304		Aetna Inc.	PA	UIP	CVS Pharmacy, Inc	Ownership	100.000	CVS Health Corporation	.N	.0
.0001	CVS HEALTH GROUP	.00000	30-0123754				Aetna Health Holdings, LLC	DE	UDP	Aetna Inc.	Ownership	100.000	CVS Health Corporation	.N	.0
.0001	CVS HEALTH GROUP	.00000	95-3402799				Aetna Health of California Inc.	CA	IA	Aetna Health Holdings, LLC	Ownership	100.000	CVS Health Corporation	.N	.0
.0001	CVS HEALTH GROUP	.95935	23-2442048				Aetna Health Inc.	CT	IA	Aetna Health Holdings, LLC	Ownership	100.000	CVS Health Corporation	.N	.0
.0001	CVS HEALTH GROUP	.95088	59-2411584				Aetna Health Inc.	FL	IA	Aetna Health Holdings, LLC	Ownership	100.000	CVS Health Corporation	.N	.0
.0001	CVS HEALTH GROUP	.95094	58-1649568				Aetna Health Inc.	GA	IA	Aetna Health Holdings, LLC	Ownership	100.000	CVS Health Corporation	.N	.0
.0001	CVS HEALTH GROUP	.95517	01-0504252				Aetna Health Inc.	ME	IA	Aetna Health Holdings, LLC	Ownership	100.000	CVS Health Corporation	.N	.0
.0001	CVS HEALTH GROUP	.95756	23-2861565				Aetna Health of Michigan Inc.	MI	IA	Aetna Health Holdings, LLC	Ownership	100.000	CVS Health Corporation	.N	.0
.0001	CVS HEALTH GROUP	.95287	52-1270921				Aetna Health Inc.	NJ	IA	Aetna Health Holdings, LLC	Ownership	100.000	CVS Health Corporation	.N	.0
.0001	CVS HEALTH GROUP	.95234	22-2663623				Aetna Health Inc.	NY	IA	Aetna Health Holdings, LLC	Ownership	100.000	CVS Health Corporation	.N	.0
.0001	CVS HEALTH GROUP	.14408	45-2634734				Aetna Better Health Inc.	NY	IA	Aetna Health Inc. (NY)	Ownership	100.000	CVS Health Corporation	.N	.0
.0001	CVS HEALTH GROUP	.95490	76-0189680				Aetna Health Inc.	TX	IA	Aetna Health Holdings, LLC	Ownership	100.000	CVS Health Corporation	.N	.0
.0001	CVS HEALTH GROUP	.95040	74-1844335				Aetna Better Health of Texas Inc.	TX	IA	Aetna Health Holdings, LLC	Ownership	100.000	CVS Health Corporation	.N	.0
.0001	CVS HEALTH GROUP	.12328	20-2207534				Aetna Better Health Inc.	GA	IA	Aetna Health Holdings, LLC	Ownership	100.000	CVS Health Corporation	.N	.0
.0001	CVS HEALTH GROUP	.00000	06-1160812				Aetna Dental of California Inc.	CA	IA	Aetna Health Holdings, LLC	Ownership	100.000	CVS Health Corporation	.N	.0
.0001	CVS HEALTH GROUP	.11183	22-2990909				Aetna Dental Inc.	NJ	IA	Aetna Health Holdings, LLC	Ownership	100.000	CVS Health Corporation	.N	.0
.0001	CVS HEALTH GROUP	.95910	06-1177531				Aetna Dental Inc.	TX	IA	Aetna Health Holdings, LLC	Ownership	100.000	CVS Health Corporation	.N	.0
.0001	CVS HEALTH GROUP	.00000	30-0123760				Aetna Rx Home Delivery, LLC	DE	NIA	Aetna Health Holdings, LLC	Ownership	100.000	CVS Health Corporation	.N	.0
.0001	CVS HEALTH GROUP	.00000	13-3670795				Aetna Health Management, LLC	DE	NIA	Aetna Health Holdings, LLC	Ownership	100.000	CVS Health Corporation	.N	.0
.0001	CVS HEALTH GROUP	.00000	22-3187443				Aetna Ireland Inc.	DE	NIA	Aetna Health Holdings, LLC	Ownership	100.000	CVS Health Corporation	.N	.0
.0001	CVS HEALTH GROUP	.00000	57-1209768				Aetna Specialty Pharmacy, LLC	DE	NIA	Aetna Health Holdings, LLC	Ownership	100.000	CVS Health Corporation	.N	.0
.0001	CVS HEALTH GROUP	.00000	20-1274723				Cofinity, Inc.	DE	NIA	Aetna Health Holdings, LLC	Ownership	100.000	CVS Health Corporation	.N	.0
.0001	CVS HEALTH GROUP	.00000	23-2671370				@Credentials Inc.	DE	NIA	Aetna Health Holdings, LLC	Ownership	100.000	CVS Health Corporation	.N	.0
.0001	CVS HEALTH GROUP	.00000					Aetna Services (Thailand) Limited	THA	NIA	Health Care Management Co. Ltd.	Ownership	100.000	CVS Health Corporation	.N	.17
.0001	CVS HEALTH GROUP	.13735	27-0563973				Aetna Better Health Inc.	PA	IA	Aetna Health Holdings, LLC	Ownership	100.000	CVS Health Corporation	.N	.0
.0001	CVS HEALTH GROUP	.13174	26-2867560				Aetna Better Health Inc.	CT	IA	Aetna Health Holdings, LLC	Ownership	100.000	CVS Health Corporation	.N	.0
.0001	CVS HEALTH GROUP	.00000	47-5178095				Aetna Better Health of California Inc.	CA	IA	Aetna Health Holdings, LLC	Ownership	100.000	CVS Health Corporation	.N	.0
.0001	CVS HEALTH GROUP	.14043	27-2512072				Aetna Better Health Premier Plan MMAI Inc.	IL	IA	Aetna Health Holdings, LLC	Ownership	100.000	CVS Health Corporation	.N	.0
.0001	CVS HEALTH GROUP	.15805	47-3850677				Aetna Health of Ohio Inc.	OH	IA	Aetna Health Holdings, LLC	Ownership	100.000	CVS Health Corporation	.N	.0
.0001	CVS HEALTH GROUP	.15616	80-0629718				Aetna Better Health, Inc.	LA	IA	Aetna Health Holdings, LLC	Ownership	100.000	CVS Health Corporation	.N	.0
.0001	CVS HEALTH GROUP	.00000	80-0671703				Aetna Florida Inc.	FL	NIA	Aetna Health Holdings, LLC	Ownership	100.000	CVS Health Corporation	.N	.0
.0001	CVS HEALTH GROUP	.14229	25-2764938				Aetna Better Health Inc.	OH	IA	Aetna Health Holdings, LLC	Ownership	100.000	CVS Health Corporation	.N	.0
.0001	CVS HEALTH GROUP	.15611	46-3203088				Aetna Better Health Inc.	NJ	IA	Aetna Health Holdings, LLC	Ownership	100.000	CVS Health Corporation	.N	.0
.0001	CVS HEALTH GROUP	.15919	81-1143850				Aetna Better Health of Oklahoma Inc.	OK	IA	Aetna Health Holdings, LLC	Ownership	100.000	CVS Health Corporation	.N	.0
.0001	CVS HEALTH GROUP	.00000	04-2708160				Aetna Student Health Agency Inc.	MA	NIA	Aetna Health Holdings, LLC	Ownership	100.000	CVS Health Corporation	.N	.0
.0001	CVS HEALTH GROUP	.00000	73-1702453				Delaware Physicians Care, Incorporated	DE	IA	Aetna Health Holdings, LLC	Ownership	100.000	CVS Health Corporation	.N	.0
.0001	CVS HEALTH GROUP	.00000	01-0826783				Schaller Anderson Medical Administrators, Incorporated	DE	NIA	Aetna Health Holdings, LLC	Ownership	100.000	CVS Health Corporation	.N	.0
.0001	CVS HEALTH GROUP	.00000	86-0842559				Aetna Medicaid Administrators LLC	AZ	NIA	Aetna Health Holdings, LLC	Ownership	100.000	CVS Health Corporation	.N	.0
.0001	CVS HEALTH GROUP	.00000	45-2944270				iTriage, LLC	DE	NIA	Aetna Health Holdings, LLC	Ownership	100.000	CVS Health Corporation	.N	.0

ANNUAL STATEMENT FOR THE YEAR 2020 OF THE Coventry Health Care of Missouri, Inc.

SCHEDULE Y
PART 1A - DETAIL OF INSURANCE HOLDING COMPANY SYSTEM

1	2	3	4	5	6	7	8	9	10	11	12	13	14	15	16
Group Code	Group Name	NAIC Company Code	ID Number	Federal RSSD	CIK	Name of Securities Exchange if Publicly Traded (U.S. or International)	Names of Parent, Subsidiaries Or Affiliates	Domiciliary Location	Relationship to Reporting Entity	Directly Controlled by (Name of Entity/Person)	Type of Control (Ownership, Board, Management, Attorney-in-Fact, Influence, Other)	If Control is Ownership Provide Percentage	Ultimate Controlling Entity(ies)/Person(s)	Is an SCA Filing Required? (Y/N)	*
0001	CVS HEALTH GROUP	00000	16-1471176				Prodigy Health Group, Inc.	DE	NIA	Aetna Health Holdings, LLC	Ownership	100.000	CVS Health Corporation	N	0
0001	CVS HEALTH GROUP	00000	45-4901541				Aetna ACO Holdings, Inc.	DE	NIA	Aetna Health Holdings, LLC	Ownership	0.200	CVS Health Corporation	Y	3
0001	CVS HEALTH GROUP	00000	74-2879984				Medical Examinations of New York, P.C.	NY	NIA	Aetna Health Holdings, LLC	Ownership	100.000	CVS Health Corporation	N	0
0001	CVS HEALTH GROUP	00000	45-5527797				Innovation Health Holdings, LLC	DE	NIA	Aetna ACO Holdings, Inc.	Ownership	50.000	CVS Health Corporation	N	6
0001	CVS HEALTH GROUP	15097	46-0674828				Innovation Health Insurance Company	VA	IA	Innovation Health Holdings, LLC	Ownership	100.000	CVS Health Corporation	N	0
0001	CVS HEALTH GROUP	15098	46-0682197				Innovation Health Plan, Inc.	VA	IA	Innovation Health Insurance Company	Ownership	100.000	CVS Health Corporation	N	0
0001	CVS HEALTH GROUP	00000	81-3789357				Texas Health + Aetna Health Insurance Holding Company LLC	TX	NIA	Aetna ACO Holdings, Inc.	Ownership	50.000	CVS Health Corporation	N	8
0001	CVS HEALTH GROUP	16121	81-4749336				Texas Health + Aetna Health Insurance Company	TX	IA	Texas Health + Aetna Health Insurance Holding Company LLC	Ownership	100.000	CVS Health Corporation	N	0
0001	CVS HEALTH GROUP	16132	47-5548221				Texas Health + Aetna Health Plan Inc.	TX	IA	Company	Ownership	100.000	CVS Health Corporation	N	0
0001	CVS HEALTH GROUP	95109	23-2169745				Aetna Health Inc.	PA	IA	Aetna Health Holdings, LLC	Ownership	100.000	CVS Health Corporation	N	0
0001	CVS HEALTH GROUP	00000	45-4901541				Aetna ACO Holdings, Inc.	DE	NIA	Aetna Health Inc. (PA)	Ownership	39.500	CVS Health Corporation	Y	3
0001	CVS HEALTH GROUP	00000	20-0438576				Niagara Re, Inc.	NY	NIA	Prodigy Health Group, Inc.	Ownership	100.000	CVS Health Corporation	N	0
0001	CVS HEALTH GROUP	00000	52-2200070				Performax, Inc.	DE	NIA	Prodigy Health Group, Inc.	Ownership	100.000	CVS Health Corporation	N	0
0001	CVS HEALTH GROUP	00000	87-0632355				Scrip World, LLC	UT	NIA	Prodigy Health Group, Inc.	Ownership	100.000	CVS Health Corporation	N	0
0001	CVS HEALTH GROUP	00000	27-1760756				Precision Benefit Services, Inc.	DE	NIA	Prodigy Health Group, Inc.	Ownership	100.000	CVS Health Corporation	N	0
0001	CVS HEALTH GROUP	00000	31-1368946				American Health Holding, Inc.	OH	NIA	Prodigy Health Group, Inc.	Ownership	100.000	CVS Health Corporation	N	0
0001	CVS HEALTH GROUP	00000	16-1264154				Meritain Health, Inc.	NY	NIA	Prodigy Health Group, Inc.	Ownership	100.000	CVS Health Corporation	N	0
0001	CVS HEALTH GROUP	00000	86-0537707				Adinco, Inc.	AZ	NIA	Aetna Health Holdings, LLC	Ownership	100.000	CVS Health Corporation	N	0
0001	CVS HEALTH GROUP	00000	86-0527428				Administrative Enterprises, Inc.	AZ	NIA	Meritain Health, Inc.	Ownership	100.000	CVS Health Corporation	N	0
0001	CVS HEALTH GROUP	00000	16-1684061				U.S. Healthcare Holdings, LLC	OH	NIA	Meritain Health, Inc.	Ownership	100.000	CVS Health Corporation	N	0
0001	CVS HEALTH GROUP	00000	34-1670239				Prime Net, Inc.	OH	NIA	Meritain Health, Inc.	Ownership	100.000	CVS Health Corporation	N	0
0001	CVS HEALTH GROUP	00000	34-1348032				Professional Risk Management, Inc.	OH	NIA	Meritain Health, Inc.	Ownership	100.000	CVS Health Corporation	N	0
0001	CVS HEALTH GROUP	68500	62-1181209				Continental Life Insurance Company of Brentwood, Tennessee	TN	IA	Aetna Inc.	Ownership	100.000	CVS Health Corporation	N	0
0001	CVS HEALTH GROUP	12321	20-2901054				American Continental Insurance Company	TN	IA	Continental Life Insurance Company of Brentwood, Tennessee	Ownership	100.000	CVS Health Corporation	N	0
0001	CVS HEALTH GROUP	60054	06-6033492				Aetna Life Insurance Company	CT	IA	Aetna Inc.	Ownership	100.000	CVS Health Corporation	N	0
0001	CVS HEALTH GROUP	00000	45-4901541				Aetna ACO Holdings, Inc.	DE	NIA	Aetna Life Insurance Company	Ownership	60.300	CVS Health Corporation	Y	3
0001	CVS HEALTH GROUP	00000	06-1270755				AHP Holdings, Inc.	CT	NIA	Aetna Life Insurance Company	Ownership	100.000	CVS Health Corporation	N	0
0001	CVS HEALTH GROUP	36153	06-1286276				Aetna Insurance Company of Connecticut	CT	IA	AHP Holdings, Inc.	Ownership	100.000	CVS Health Corporation	N	0
0001	CVS HEALTH GROUP	00000	06-1028469				AE Fourteen, Incorporated	CT	NIA	AHP Holdings, Inc.	Ownership	100.000	CVS Health Corporation	N	0
0001	CVS HEALTH GROUP	00000	06-1373153				Aetna Life Assignment Company	CT	NIA	AHP Holdings, Inc.	Ownership	100.000	CVS Health Corporation	N	0
0001	CVS HEALTH GROUP	00000	20-3678339				PE Holdings, LLC	CT	NIA	Aetna Life Insurance Company	Ownership	100.000	CVS Health Corporation	N	0
0001	CVS HEALTH GROUP	00000	06-1423207				Aetna Resources L.L.C.	DE	NIA	Aetna Life Insurance Company	Ownership	100.000	CVS Health Corporation	N	0
0001	CVS HEALTH GROUP	00000	20-3180700				Canal Place, LLC	DE	NIA	Aetna Life Insurance Company	Ownership	100.000	CVS Health Corporation	N	0
0001	CVS HEALTH GROUP	00000	58-2160656				Aetna Ventures, LLC	DE	NIA	Aetna Life Insurance Company	Ownership	100.000	CVS Health Corporation	N	0
0001	CVS HEALTH GROUP	00000	85-3918720				Coram Clinical Trials, Inc.	DE	NIA	Aetna Life Insurance Company	Ownership	25.000	CVS Health Corporation	N	18
0001	CVS HEALTH GROUP	00000	85-3918567				CVS Cabot Holdings Inc.	DE	NIA	Coram Clinical Trials, Inc.	Ownership	99.720	CVS Health Corporation	N	19
0001	CVS HEALTH GROUP	00000	31-1001351				CVS Shaw Holdings Inc.	DE	NIA	Coram Clinical Trials, Inc.	Ownership	99.720	CVS Health Corporation	N	20
0001	CVS HEALTH GROUP	00000	31-1001351				Omnicare, LLC	DE	NIA	CVS Cabot Holdings Inc	Ownership	49.860	CVS Health Corporation	N	21
0001	CVS HEALTH GROUP	00000	31-1001351				Omnicare, LLC	DE	NIA	CVS Shaw Holdings Inc	Ownership	49.860	CVS Health Corporation	N	21
0001	CVS HEALTH GROUP	00000	41-2035961				Aetna Financial Holdings, LLC	DE	NIA	Aetna Inc.	Ownership	100.000	CVS Health Corporation	N	0
0001	CVS HEALTH GROUP	00000	26-2030792				Aetna Asset Advisors, LLC	DE	NIA	Aetna Financial Holdings, LLC	Ownership	100.000	CVS Health Corporation	N	0
0001	CVS HEALTH GROUP	00000	23-2354500				U.S. Healthcare Properties, Inc.	PA	NIA	Aetna Financial Holdings, LLC	Ownership	100.000	CVS Health Corporation	N	0
0001	CVS HEALTH GROUP	00000	38-3704481				Aetna Capital Management, LLC	DE	NIA	Aetna Financial Holdings, LLC	Ownership	100.000	CVS Health Corporation	N	0
0001	CVS HEALTH GROUP	00000	11-3667142		0001314522		Aetna Partners Diversified Fund, LLC	DE	NIA	Aetna Capital Management, LLC	Ownership	100.000	CVS Health Corporation	N	1
0001	CVS HEALTH GROUP	00000	20-0446676				Aetna Workers' Comp Access, LLC	DE	NIA	Aetna Financial Holdings, LLC	Ownership	100.000	CVS Health Corporation	N	0
0001	CVS HEALTH GROUP	00000	20-0446713				Aetna Behavioral Health, LLC	DE	NIA	Aetna Financial Holdings, LLC	Ownership	100.000	CVS Health Corporation	N	0
0001	CVS HEALTH GROUP	00000	23-2670015				Managed Care Coordinators, Inc.	DE	NIA	Aetna Financial Holdings, LLC	Ownership	100.000	CVS Health Corporation	N	0
0001	CVS HEALTH GROUP	00000	59-3269144				Horizon Behavioral Services, LLC	DE	NIA	Aetna Financial Holdings, LLC	Ownership	100.000	CVS Health Corporation	N	0
0001	CVS HEALTH GROUP	00000	61-1193498				Employee Assistance Services, LLC	KY	NIA	Horizon Behavioral Services, LLC	Ownership	100.000	CVS Health Corporation	N	0

ANNUAL STATEMENT FOR THE YEAR 2020 OF THE Coventry Health Care of Missouri, Inc.

SCHEDULE Y
PART 1A - DETAIL OF INSURANCE HOLDING COMPANY SYSTEM

1	2	3	4	5	6	7	8	9	10	11	12	13	14	15	16
Group Code	Group Name	NAIC Company Code	ID Number	Federal RSSD	CIK	Name of Securities Exchange if Publicly Traded (U.S. or International)	Names of Parent, Subsidiaries Or Affiliates	Domiciliary Location	Relationship to Reporting Entity	Directly Controlled by (Name of Entity/Person)	Type of Control (Ownership, Board, Management, Attorney-in-Fact, Influence, Other)	If Control is Ownership Provide Percentage	Ultimate Controlling Entity(ies)/Person(s)	Is an SCA Filing Required? (Y/N)	*
0001	CVS HEALTH GROUP	00000	33-0052273				Health and Human Resource Center, Inc.	CA	IA	Horizon Behavioral Services, LLC	Ownership	100.000	CVS Health Corporation	N	0
0001	CVS HEALTH GROUP	00000	75-2420973				Resources for Living, LLC	TX	NIA	Horizon Behavioral Services, LLC	Ownership	100.000	CVS Health Corporation	N	0
0001	CVS HEALTH GROUP	00000	36-3681261				The Vasquez Group Inc.	IL	NIA	Horizon Behavioral Services, LLC	Ownership	100.000	CVS Health Corporation	N	0
0001	CVS HEALTH GROUP	00000	22-3178125				Work and Family Benefits, Inc.	NJ	NIA	Horizon Behavioral Services, LLC	Ownership	100.000	CVS Health Corporation	N	0
0001	CVS HEALTH GROUP	00000	27-1773021				Aetna Card Solutions, LLC	CT	NIA	Aetna Financial Holdings, LLC	Ownership	100.000	CVS Health Corporation	N	0
0001	CVS HEALTH GROUP	00000	20-5216478				PayFlex Holdings, Inc.	DE	NIA	Aetna Financial Holdings, LLC	Ownership	100.000	CVS Health Corporation	N	0
0001	CVS HEALTH GROUP	00000	91-1774434				PayFlex Systems USA, Inc.	NE	NIA	PayFlex Holdings, Inc.	Ownership	100.000	CVS Health Corporation	N	0
0001	CVS HEALTH GROUP	78700	06-0876836				Aetna Health and Life Insurance Company	CT	IA	Aetna Inc.	Ownership	100.000	CVS Health Corporation	N	0
0001	CVS HEALTH GROUP	72052	23-2710210				Aetna Health Insurance Company	PA	IA	Aetna Inc.	Ownership	100.000	CVS Health Corporation	N	0
0001	CVS HEALTH GROUP	84450	57-0805126				Aetna Health Insurance Company of New York	NY	IA	Aetna Inc.	Ownership	100.000	CVS Health Corporation	N	0
0001	CVS HEALTH GROUP	00000	06-1571642				Aetna International Inc.	CT	NIA	Aetna Inc.	Ownership	100.000	CVS Health Corporation	N	0
0001	CVS HEALTH GROUP	00000	98-0211470				Aetna Life & Casualty (Bermuda) Ltd.	BMU	IA	Aetna International Inc.	Ownership	100.000	CVS Health Corporation	N	0
0001	CVS HEALTH GROUP	00000					Aetna Insurance (Singapore) PTE. LTD.	SGP	IA	Aetna International Inc.	Ownership	100.000	CVS Health Corporation	N	0
0001	CVS HEALTH GROUP	00000	86-1455140				Aetna International Ex Pat LLC	DE	NIA	Aetna International Inc.	Ownership	100.000	CVS Health Corporation	N	0
0001	CVS HEALTH GROUP	00000					Aetna Global Benefits (Bermuda) Limited	BMU	NIA	Aetna International Inc.	Ownership	100.000	CVS Health Corporation	N	0
0001	CVS HEALTH GROUP	00000					Goodhealth Worldwide (Global) Limited	BMU	NIA	Aetna Global Benefits (Bermuda) Limited	Ownership	100.000	CVS Health Corporation	N	0
0001	CVS HEALTH GROUP	00000					Aetna Global Benefits (Europe) Limited	GBR	NIA	Aetna Global Benefits (Bermuda) Limited	Ownership	100.000	CVS Health Corporation	N	0
0001	CVS HEALTH GROUP	00000					Goodhealth Worldwide (Asia) Limited	HKG	NIA	Aetna Global Benefits (Bermuda) Limited	Ownership	100.000	CVS Health Corporation	N	0
0001	CVS HEALTH GROUP	00000					Aetna Global Benefits Limited	ARE	NIA	Aetna Global Benefits (Bermuda) Limited	Ownership	100.000	CVS Health Corporation	N	0
0001	CVS HEALTH GROUP	00000					PT. Aetna Global Benefits Indonesia	IDN	NIA	Aetna Global Benefits (Bermuda) Limited	Ownership	80.000	CVS Health Corporation	N	4
0001	CVS HEALTH GROUP	00000					Aetna Global Benefits (Middle East) LLC	ARE	NIA	Aetna Global Benefits (Bermuda) Limited	Ownership	49.000	CVS Health Corporation	N	5
0001	CVS HEALTH GROUP	00000					Aetna Global Benefits (Asia Pacific) Limited	HKG	NIA	Aetna Global Benefits (Bermuda) Limited	Ownership	100.000	CVS Health Corporation	N	0
0001	CVS HEALTH GROUP	00000					PT Aetna Management Consulting	IDN	NIA	Aetna International Inc.	Ownership	77.000	CVS Health Corporation	N	0
0001	CVS HEALTH GROUP	00000					Spinnaker Topco Limited	BMU	NIA	Aetna Global Benefits (Bermuda) Limited	Ownership	100.000	CVS Health Corporation	N	0
0001	CVS HEALTH GROUP	00000					Spinnaker Bidco Limited	GBR	NIA	Spinnaker Topco Limited	Ownership	100.000	CVS Health Corporation	N	0
0001	CVS HEALTH GROUP	00000					Aetna Holdco (UK) Limited	GBR	NIA	Spinnaker Bidco Limited	Ownership	100.000	CVS Health Corporation	N	0
0001	CVS HEALTH GROUP	00000					PT Aetna Management Consulting	IDN	NIA	Aetna Global Benefits (Asia Pacific) Limited	Ownership	23.000	CVS Health Corporation	N	0
0001	CVS HEALTH GROUP	00000					Aetna Global Benefits (UK) Limited	GBR	NIA	Aetna Holdco (UK) Limited	Ownership	100.000	CVS Health Corporation	N	0
0001	CVS HEALTH GROUP	00000					Aetna Insurance Company Limited	GBR	IA	Aetna Holdco (UK) Limited	Ownership	100.000	CVS Health Corporation	N	0
0001	CVS HEALTH GROUP	00000					Indian Health Organisation Private Limited	IND	NIA	Aetna Global Benefits (Asia Pacific) Limited	Ownership	0.020	CVS Health Corporation	N	2
0001	CVS HEALTH GROUP	00000					Aetna Health Insurance Company of Europe DAC	IRL	IA	Aetna International Inc.	Ownership	100.000	CVS Health Corporation	N	0
0001	CVS HEALTH GROUP	00000					Aetna (Shanghai) Enterprise Services Co. Ltd.	CHN	NIA	Aetna International Inc.	Ownership	100.000	CVS Health Corporation	N	0
0001	CVS HEALTH GROUP	00000					Aetna (Beijing) Enterprise Management Services Co., Ltd.	CHN	NIA	Aetna (Shanghai) Enterprise Services Co. Ltd.	Ownership	100.000	CVS Health Corporation	N	0
0001	CVS HEALTH GROUP	00000					Aetna Global Benefits (Singapore) PTE. LTD.	SGP	NIA	Aetna International Inc.	Ownership	100.000	CVS Health Corporation	N	0
0001	CVS HEALTH GROUP	00000					Indian Health Organisation Private Limited	IND	NIA	Aetna Global Benefits (Singapore) PTE, LTD.	Ownership	99.980	CVS Health Corporation	N	2
0001	CVS HEALTH GROUP	00000	22-2578985				AUSHC Holdings, Inc.	CT	NIA	Aetna Inc.	Ownership	100.000	CVS Health Corporation	N	0
0001	CVS HEALTH GROUP	00000					Aetna Global Holdings Limited	GBR	NIA	Aetna International Inc.	Ownership	100.000	CVS Health Corporation	N	0
0001	CVS HEALTH GROUP	00000					Aetna Insurance (Hong Kong) Limited	HKG	NIA	Aetna Global Holdings Limited	Ownership	100.000	CVS Health Corporation	N	0
0001	CVS HEALTH GROUP	00000	06-1182176				PHPSNE Parent Corporation	DE	NIA	AUSHC Holdings, Inc.	Ownership	55.000	CVS Health Corporation	N	7
0001	CVS HEALTH GROUP	00000	52-2182411				Active Health Management, Inc.	DE	NIA	Aetna Inc.	Ownership	100.000	CVS Health Corporation	N	0
0001	CVS HEALTH GROUP	00000	47-0970432				Health Data & Management Solutions, Inc.	DE	NIA	Active Health Management, Inc.	Ownership	100.000	CVS Health Corporation	N	0
0001	CVS HEALTH GROUP	00000	23-2604867				Aetna Integrated Informatics, Inc.	PA	NIA	Active Health Management, Inc.	Ownership	100.000	CVS Health Corporation	N	0
0001	CVS HEALTH GROUP	13980	27-2192415				Health Re, Inc.	VT	IA	Aetna Inc.	Ownership	100.000	CVS Health Corporation	N	0
0001	CVS HEALTH GROUP	00000	81-0579372				Phoenix Data Solutions LLC	DE	NIA	Aetna Inc.	Ownership	100.000	CVS Health Corporation	N	0
0001	CVS HEALTH GROUP	00000	46-2469464				CVS Health Clinical Trial Services LLC	CT	NIA	Aetna Inc.	Ownership	100.000	CVS Health Corporation	N	0
0001	CVS HEALTH GROUP	00000	51-0029326				ASI Wings, LLC	DE	NIA	Aetna Inc.	Ownership	100.000	CVS Health Corporation	N	0
0001	CVS HEALTH GROUP	00000	47-4556274				Echo Merger Sub, Inc.	DE	NIA	Aetna Inc.	Ownership	100.000	CVS Health Corporation	N	0

ANNUAL STATEMENT FOR THE YEAR 2020 OF THE Coventry Health Care of Missouri, Inc.

SCHEDULE Y
PART 1A - DETAIL OF INSURANCE HOLDING COMPANY SYSTEM

1	2	3	4	5	6	7	8	9	10	11	12	13	14	15	16
Group Code	Group Name	NAIC Company Code	ID Number	Federal RSSD	CIK	Name of Securities Exchange if Publicly Traded (U.S. or International)	Names of Parent, Subsidiaries Or Affiliates	Domiciliary Location	Relationship to Reporting Entity	Directly Controlled by (Name of Entity/Person)	Type of Control (Ownership, Board, Management, Attorney-in-Fact, Influence, Other)	If Control is Ownership Provide Percentage	Ultimate Controlling Entity(ies)/Person(s)	Is an SCA Filing Required? (Y/N)	*
.0001	CVS HEALTH GROUP	.00000	47-4547145				Aetna Corporate Services, LLC	DE	NIA	Aetna Inc.	Ownership	100.000	CVS Health Corporation	.N	.0
.0001	CVS HEALTH GROUP	.00000	85-3918720				CVS Cabot Holdings Inc.	DE	NIA	Aetna Inc.	Ownership	0.280	CVS Health Corporation	.N	.19
.0001	CVS HEALTH GROUP	.00000	85-3918567				CVS Shaw Holdings Inc.	DE	NIA	Aetna Inc.	Ownership	0.280	CVS Health Corporation	.N	.20
.0001	CVS HEALTH GROUP	.00000	31-1001351				Omnicare, LLC	DE	NIA	Aetna Inc.	Ownership	0.280	CVS Health Corporation	.N	.21
.0001	CVS HEALTH GROUP	.81973	75-1296086				Coventry Health and Life Insurance Company	MO	IA	Aetna Health Holdings, LLC	Ownership	100.000	CVS Health Corporation	.N	.0
							Aetna Better Health of Kentucky Insurance Company	KY	IA	Coventry Health and Life Insurance Company	Ownership	100.000	CVS Health Corporation	.N	.0
.0001	CVS HEALTH GROUP	.15761	47-3279217				Group Dental Service, Inc.	MD	NIA	Aetna Health Holdings, LLC	Ownership	100.000	CVS Health Corporation	.N	.0
.0001	CVS HEALTH GROUP	.95846	52-2056201				Group Dental Service of Maryland, Inc.	MD	IA	Group Dental Service, Inc.	Ownership	100.000	CVS Health Corporation	.N	.0
.0001	CVS HEALTH GROUP	.00000	81-4345344				Aetna Network Services LLC	CT	NIA	Aetna Health Holdings, LLC	Ownership	100.000	CVS Health Corporation	.N	.0
.0001	CVS HEALTH GROUP	.95241	42-1244752				Aetna Health of Iowa Inc.	IA	IA	Aetna Health Holdings, LLC	Ownership	100.000	CVS Health Corporation	.N	.0
.0001	CVS HEALTH GROUP	.95925	42-1308659				Coventry Health Care of Nebraska, Inc.	NE	IA	Aetna Health Holdings, LLC	Ownership	100.000	CVS Health Corporation	.N	.0
							Aetna Risk Assurance Company of Connecticut Inc.	CT	IA	Aetna Health Holdings, LLC	Ownership	100.000	CVS Health Corporation	.N	.0
.0001	CVS HEALTH GROUP	.95173	74-2381406				Aetna Health Inc.	LA	IA	Aetna Health Holdings, LLC	Ownership	100.000	CVS Health Corporation	.N	.0
.0001	CVS HEALTH GROUP	.11102	23-2366731				HealthAssurance Pennsylvania, Inc.	PA	IA	Aetna Health Holdings, LLC	Ownership	100.000	CVS Health Corporation	.N	.0
							Coventry Prescription Management Services, Inc.	NV	NIA	Aetna Health Holdings, LLC	Ownership	100.000	CVS Health Corporation	.N	.0
.0001	CVS HEALTH GROUP	.00000	47-0854096				Aetna Better Health of Nevada Inc.	NV	NIA	Aetna Health Holdings, LLC	Ownership	100.000	CVS Health Corporation	.N	.0
.0001	CVS HEALTH GROUP	.16148	81-3564875				Coventry Health Care of Virginia, Inc.	VA	IA	Aetna Health Holdings, LLC	Ownership	100.000	CVS Health Corporation	.N	.0
.0001	CVS HEALTH GROUP	.96555	54-1576305				Coventry Transplant Network, Inc.	DE	NIA	Aetna Health Holdings, LLC	Ownership	100.000	CVS Health Corporation	.N	.0
.0001	CVS HEALTH GROUP	.00000	01-0646056				Coventry Health Care of Missouri, Inc.	MO	RE	Aetna Health Holdings, LLC	Ownership	100.000	CVS Health Corporation	.N	.0
.0001	CVS HEALTH GROUP	.96377	43-1372307				Coventry Health Care of Missouri, Inc.	MO	RE	Aetna Health Holdings, LLC	Ownership	100.000	CVS Health Corporation	.N	.0
.0001	CVS HEALTH GROUP	.95318	43-1702094				Aetna Better Health of Missouri LLC	MO	IA	Aetna Health Holdings, LLC	Ownership	100.000	CVS Health Corporation	.N	.0
.0001	CVS HEALTH GROUP	.95408	55-0712129				Coventry Health Care of West Virginia, Inc.	WV	IA	Aetna Health Holdings, LLC	Ownership	100.000	CVS Health Corporation	.N	.0
.0001	CVS HEALTH GROUP	.00000	62-1411933				Coventry HealthCare Management Corporation	DE	NIA	Aetna Health Holdings, LLC	Ownership	100.000	CVS Health Corporation	.N	.0
.0001	CVS HEALTH GROUP	.15827	47-4352768				Aetna HealthAssurance Pennsylvania, Inc.	PA	IA	Aetna Health Holdings, LLC	Ownership	100.000	CVS Health Corporation	.N	.0
.0001	CVS HEALTH GROUP	.95489	48-0840330				Coventry Health Care of Kansas, Inc.	KS	IA	Aetna Health Holdings, LLC	Ownership	100.000	CVS Health Corporation	.N	.0
.0001	CVS HEALTH GROUP	.16072	81-3370401				Aetna Better Health of Kansas Inc.	KS	IA	Aetna Health Holdings, LLC	Ownership	100.000	CVS Health Corporation	.N	.0
.0001	CVS HEALTH GROUP	.12193	20-1052897				Aetna Better Health of Michigan Inc.	MI	IA	Aetna Health Holdings, LLC	Ownership	100.000	CVS Health Corporation	.N	.0
.0001	CVS HEALTH GROUP	.95407	87-0345631				Aetna Health of Utah Inc.	UT	IA	Aetna Health Holdings, LLC	Ownership	100.000	CVS Health Corporation	.N	.0
.0001	CVS HEALTH GROUP	.00000	20-4416606				Aetna Better Health of Tennessee Inc.	TN	NIA	Aetna Health Holdings, LLC	Ownership	100.000	CVS Health Corporation	.N	.0
.0001	CVS HEALTH GROUP	.74160	37-1241037				Coventry Health Care of Illinois, Inc.	IL	IA	Aetna Health Holdings, LLC	Ownership	100.000	CVS Health Corporation	.N	.0
							Coventry Health Care National Accounts, Inc.	DE	NIA	Aetna Health Holdings, LLC	Ownership	100.000	CVS Health Corporation	.N	.0
.0001	CVS HEALTH GROUP	.00000	20-8070994				Coventry Health Care National Network, Inc.	DE	NIA	Aetna Health Holdings, LLC	Ownership	100.000	CVS Health Corporation	.N	.0
.0001	CVS HEALTH GROUP	.00000	20-5185442				Coventry Consumer Advantage, Inc.	DE	NIA	Aetna Health Holdings, LLC	Ownership	100.000	CVS Health Corporation	.N	.0
.0001	CVS HEALTH GROUP	.00000	26-1293772				First Health Group Corp.	DE	NIA	Aetna Health Holdings, LLC	Ownership	100.000	CVS Health Corporation	.N	.0
.0001	CVS HEALTH GROUP	.00000	20-1736437				First Health Life & Health Insurance Company	TX	IA	First Health Group Corp.	Ownership	100.000	CVS Health Corporation	.N	.0
.0001	CVS HEALTH GROUP	.90328	38-2242132				Claims Administration Corp.	MD	NIA	First Health Group Corp.	Ownership	100.000	CVS Health Corporation	.N	.0
.0001	CVS HEALTH GROUP	.00000	52-1320522				Florida Health Plan Administrators, LLC	FL	NIA	Aetna Health Holdings, LLC	Ownership	100.000	CVS Health Corporation	.N	.0
.0001	CVS HEALTH GROUP	.00000	20-1130063				Aetna Better Health of Florida Inc.	FL	IA	Florida Health Plan Administrators, LLC	Ownership	100.000	CVS Health Corporation	.N	.0
.0001	CVS HEALTH GROUP	.95114	65-0986441				Coventry Health Plan of Florida, Inc.	FL	IA	Florida Health Plan Administrators, LLC	Ownership	100.000	CVS Health Corporation	.N	.0
.0001	CVS HEALTH GROUP	.95266	65-0453436				Carefree Insurance Services, Inc.	FL	NIA	Florida Health Plan Administrators, LLC	Ownership	100.000	CVS Health Corporation	.N	.0
.0001	CVS HEALTH GROUP	.00000	59-3750548				bswiff LLC	DE	NIA	Aetna Health Holdings, LLC	Ownership	100.000	CVS Health Corporation	.N	.0
.0001	CVS HEALTH GROUP	.00000	36-4391310				Virtual Home Healthcare L.L.C.	ARE	NIA	Aetna Global Holdings Limited	Ownership	49.000	CVS Health Corporation	.N	.15
.0001	CVS HEALTH GROUP	.00000	26-1582982				MHNet Specialty Services, LLC	MD	NIA	Aetna Health Holdings, LLC	Ownership	100.000	CVS Health Corporation	.N	.0
.0001	CVS HEALTH GROUP	.00000	37-1448790				Mental Health Network of New York IPA, Inc.	NY	NIA	MHNet Specialty Services, LLC	Ownership	100.000	CVS Health Corporation	.N	.0
.0001	CVS HEALTH GROUP	.00000	72-1106596				Mental Health Associates, Inc.	LA	NIA	MHNet Specialty Services, LLC	Ownership	100.000	CVS Health Corporation	.N	.0
.0001	CVS HEALTH GROUP	.00000	20-4276336				MHNet of Florida, Inc.	FL	IA	MHNet Specialty Services, LLC	Ownership	100.000	CVS Health Corporation	.N	.0
.0001	CVS HEALTH GROUP	.16242	81-5030233				Aetna Better Health of Washington, Inc.	WA	IA	Aetna Health Holdings, LLC	Ownership	100.000	CVS Health Corporation	.N	.0
							Banner Health and Aetna Health Insurance Holding Company LLC	DE	NIA	Aetna ACO Holdings, Inc.	Ownership	51.000	CVS Health Corporation	.N	.9

ANNUAL STATEMENT FOR THE YEAR 2020 OF THE Coventry Health Care of Missouri, Inc.

SCHEDULE Y
PART 1A - DETAIL OF INSURANCE HOLDING COMPANY SYSTEM

1	2	3	4	5	6	7	8	9	10	11	12	13	14	15	16
Group Code	Group Name	NAIC Company Code	ID Number	Federal RSSD	CIK	Name of Securities Exchange if Publicly Traded (U.S. or International)	Names of Parent, Subsidiaries Or Affiliates	Domi-ciliary Location	Relation-ship to Reporting Entity	Directly Controlled by (Name of Entity/Person)	Type of Control (Ownership, Board, Management, Attorney-in-Fact, Influence, Other)	If Control is Ownership Provide Percentage	Ultimate Controlling Entity(ies)/Person(s)	Is an SCA Filing Re-quired? (Y/N)	*
..0001	CVS HEALTH GROUP	..16058	81-5281115				Banner Health and Aetna Health Insurance Company	AZ	..IA	Banner Health and Aetna Health Insurance Holding Company LLC	Ownership	100.000	CVS Health Corporation	..N	..0
..0001	CVS HEALTH GROUP	..16059	81-5290023				Banner Health and Aetna Health Plan Inc. Allina Health and Aetna Health Insurance Holding Company LLC	AZ	..IA	Banner Health and Aetna Health Insurance Company	Ownership	100.000	CVS Health Corporation	..N	..0
..0001	CVS HEALTH GROUP	..00000	81-5112888				Aetna ACO Holdings, Inc. Allina Health and Aetna Health Insurance Holding Company LLC	DE	..NIA	Aetna ACO Holdings, Inc.	Ownership	50.000	CVS Health Corporation	..N	..10
..0001	CVS HEALTH GROUP	..16194	82-2091197				Allina Health and Aetna Insurance Company Sutter Health and Aetna Insurance Holding Company LLC	DE	..IA	Allina Health and Aetna Health Insurance Holding Company LLC	Ownership	100.000	CVS Health Corporation	..N	..0
..0001	CVS HEALTH GROUP	..00000	82-2171057				Sutter Health and Aetna Administrative Services LLC	DE	..NIA	Aetna ACO Holdings, Inc. Sutter Health and Aetna Insurance Holding Company LLC	Ownership	50.000	CVS Health Corporation	..N	..11
..0001	CVS HEALTH GROUP	..00000	82-2560624				Sutter Health and Aetna Insurance Holding Company LLC	DE	..NIA	Sutter Health and Aetna Insurance Holding Company LLC	Ownership	100.000	CVS Health Corporation	..N	..0
..0001	CVS HEALTH GROUP	..00000	81-5290023				Aetna Holdings (Thailand) Limited	CA	..NIA	Aetna Global Holdings Limited	Ownership	100.000	CVS Health Corporation	..N	..0
..0001	CVS HEALTH GROUP	..00000					Aetna Health Insurance (Thailand) Public Company Limited	THA	..NIA	Aetna Global Holdings Limited	Ownership	49.000	CVS Health Corporation	..N	..12
..0001	CVS HEALTH GROUP	..00000					Aetna Health Insurance (Thailand) Public Company Limited	THA	..NIA	Aetna Global Holdings Limited	Ownership	25.000	CVS Health Corporation	..N	..13
..0001	CVS HEALTH GROUP	..00000					Aetna Health Insurance (Thailand) Public Company Limited	THA	..NIA	Minor Health Enterprise Co, Ltd.	Ownership	46.000	CVS Health Corporation	..N	..13
..0001	CVS HEALTH GROUP	..00000					Health Care Management Co. Ltd.	THA	..NIA	Health Care Management Co. Ltd.	Ownership	28.000	CVS Health Corporation	..N	..13
..0001	CVS HEALTH GROUP	..00000					Health Care Management Co. Ltd.	THA	..NIA	Aetna Global Holdings Limited	Ownership	49.000	CVS Health Corporation	..N	..16
..0001	CVS HEALTH GROUP	..00000					Minor Health Enterprise Co, Ltd.	THA	..NIA	Aetna Global Holdings Limited	Ownership	25.000	CVS Health Corporation	..N	..14
..0001	CVS HEALTH GROUP	..00000					Minor Health Enterprise Co, Ltd.	THA	..NIA	Aetna Holdings (Thailand) Limited	Ownership	75.000	CVS Health Corporation	..N	..14
..0001	CVS HEALTH GROUP	..00000					Health Care Management Co. Ltd.	THA	..NIA	Aetna Holdings (Thailand) Limited	Ownership	51.000	CVS Health Corporation	..N	..16
..0001	CVS HEALTH GROUP	..00000	82-3031812				Aetna Pharmacy Management Services LLC	DE	..NIA	Aetna Health Holdings, LLC	Ownership	100.000	CVS Health Corporation	..N	..0
..0001	CVS HEALTH GROUP	..16558	82-3333789				Aetna Better Health of North Carolina Inc.	NC	..IA	Aetna Health Holdings, LLC	Ownership	100.000	CVS Health Corporation	..N	..0
..0001	CVS HEALTH GROUP	..14053	27-2186150				Aetna Better Health of Illinois Inc.	IL	..IA	Aetna Health Holdings, LLC	Ownership	100.000	CVS Health Corporation	..N	..0

Asterisk	Explanation
1	Aetna Life Insurance Company own substantially all of the non-managing membership interests of Aetna Partners Diversified Fund LLC.
2	Indian Health Organisation Private Limited is 0.019857% owned by Aetna Global Benefits (Asia Pacific) and 99.980143% owned by Aetna Global Benefits (Singapore) PTE. LTD.
3	Aetna ACO Holdings Inc. is owned by Aetna Life Insurance Company (302 shares); Aetna Health Inc. (PA) (198 shares); and Aetna Health Holdings, LLC (1 share).
4	PT. Aetna Global Benefits Indonesia is also 20% owned by Suhatsyah Rivai, Aetna's Nominee.
5	Aetna Global Benefits (Middle East) LLC is also 51% owned by Euro Gulf LLC, Aetna's Nominee.
6	Innovation Health Holdings LLC. is also 50% owned by Inova Health System Foundation.
7	PHPSNE Parent Corporation is 55% owned by AUSHC Holdings, Inc. The remaining 45% is owned by thirteen different hospitals (non-affiliates) which are shareholders with varying degrees of ownership.
8	Texas Health + Aetna Health Insurance Holding Company LLC is also 50% owned by Texas Health Resources.
9	Banner Health and Aetna Health Insurance Holding Company LLC is also 49% owned by Banner Health.
10	Allina Health and Aetna Insurance Holding Company LLC is also 50% owned by Allina Health.
11	Sutter Health and Aetna Insurance Holding Company LLC is also 50% owned by Sutter Health Plan Products Organization, LLC.
12	Aetna Holdings (Thailand) Limited is also 51% owned by Mr. Paiboon Sutantivorakoon plus Aetna Global Benefits (Bermuda) Limited owns 1 share
13	Aetna Health Insurance (Thailand) Public Company Limited is also owned by Aetna Global Benefits (Bermuda) Limited (1 share), Ms. Srisa-ard Sansanapongpherchar (1 share), Mr. Jitphasong Itsaraphakde (1 share); Mrs. Suphee Wattana (1 share); and Mr. Buncha Tanphragorn (1 share)
14	Minor Health Enterprise Co, Ltd is also (1 share) owned by Aetna Global Benefits (Bermuda) Limited.
15	Virtual Home Health Care L.L.C. is also 51% owned by CBD Commercial Brokers LLC, Aetna's Nominee.
16	Health Care Management Co. Ltd. is also (1 share) owned by Aetna Global Benefits (Bermuda) Limited.
17	Aetna Services (Thailand) Limited is also (1 share) owned by Aetna Global Benefits (Bermuda) Limited and (1 share) owned by Aetna Global Holdings Limited.
18	Coram Clinical Trials, Inc. is 75% owned by CVS Pharmacy, Inc. and 25% owned by Aetna Life Insurance Company.
19	CVS Cabot Holdings Inc is owned 99.72% by Coram Clinical Trials, Inc. and 0.28% owned by Aetna Inc.

ANNUAL STATEMENT FOR THE YEAR 2020 OF THE Coventry Health Care of Missouri, Inc.

Asterisk	Explanation
20	CVS Shaw Holdings Inc is owned 99.72% by Coram Clinical Trials, Inc. and 0.28% owned by Aetna Inc.
21	Omnicare, LLC is 0.28% owned by Aetna Inc. The Company is also owned by CVS Cabot Holdings Inc. and CVS Shaw Holdings Inc., with 49.86% each ownership.

ANNUAL STATEMENT FOR THE YEAR 2020 OF THE Coventry Health Care of Missouri, Inc.

SCHEDULE Y

PART 2 - SUMMARY OF INSURER'S TRANSACTIONS WITH ANY AFFILIATES

1	2	3	4	5	6	7	8	9	10	11	12	13
NAIC Company Code	ID Number	Names of Insurers and Parent, Subsidiaries or Affiliates	Shareholder Dividends	Capital Contributions	Purchases, Sales or Exchanges of Loans, Securities, Real Estate, Mortgage Loans or Other Investments	Income/ (Disbursements) Incurred in Connection with Guarantees or Undertakings for the Benefit of any Affiliate(s)	Management Agreements and Service Contracts	Income/ (Disbursements) Incurred Under Reinsurance Agreements	*	Any Other Material Activity Not in the Ordinary Course of the Insurer's Business	Totals	Reinsurance Recoverable/ (Payable) on Losses and/or Reserve Credit Taken/(Liability)
00000	52-2182411	Active Health Management, Inc.	0	0	0	0	109,609,205	0		0	109,609,205	0
00000	20-0446713	Aetna Behavioral Health, LLC	0	0	0	0	(74,925)	0		0	(74,925)	0
12328	20-2207534	Aetna Better Health Inc (a Georgia Corporation)	0	9,000,000	0	0	(2,673,071)	0		0	6,326,929	0
13174	26-2867560	Aetna Better Health, Inc. (a Connecticut Corporation)	0	0	0	0	(6,380)	0		0	(6,380)	0
13735	27-0563973	Aetna Better Health Inc. (a Pennsylvania corporation)	0	0	0	0	(142,289,569)	0		0	(142,289,569)	0
00000	47-5178095	Aetna Better Health of California Inc.	0	38,000,000	0	0	(14,801,563)	0		0	23,198,437	0
15805	47-3850677	Aetna Health of Ohio Inc.	0	15,000,000	0	0	(3,247,948)	0		0	11,752,052	0
16072	81-3370401	Aetna Better Health of Kansas Inc.	0	5,000,000	0	0	(98,267,612)	0		0	(93,267,612)	0
15761	47-3279217	Aetna Better Health of Kentucky Insurance Company	1,461,704	0	0	0	(129,498,816)	0		0	(128,037,112)	0
12193	20-1052897	Aetna Better Health of Michigan Inc.	(14,900,000)	0	0	0	(39,035,226)	0		0	(53,935,226)	0
95318	43-1702094	Aetna Better Health of Missouri LLC	(504,289)	(19,495,711)	0	0	656,117	0		0	(19,343,883)	0
16148	81-3564875	Aetna Better Health of Nevada Inc.	0	0	0	0	(3,196,866)	0		0	(3,196,866)	0
15919	81-1143850	Aetna Better Health of Oklahoma Inc.	0	23,500,000	0	0	(6,238,097)	0		0	17,261,903	0
95040	74-1844335	Aetna Better Health of Texas, Inc.	0	30,000,000	0	0	(50,519,200)	0		0	(20,519,200)	0
16242	81-5030233	Aetna Better Health of Washington, Inc.	0	23,000,000	0	0	(10,910,441)	0		0	12,089,559	0
95114	65-0986441	Aetna Better Health of Florida Inc.	(18,500,000)	0	0	0	(98,835,320)	0		0	(117,335,320)	0
15616	80-0629718	Aetna Better Health, Inc. (a Louisiana corporation)	1,604,310	30,000,000	0	0	(73,012,037)	0		0	(41,407,727)	0
14043	27-2512072	Aetna Better Health Premier Plan MMAI Inc.	(24,390,465)	(15,609,535)	0	0	(25,674,821)	0		0	(65,674,821)	0
14053	27-2186150	Aetna Better Health of Illinois Inc.	0	190,000,000	0	0	(158,109,830)	0		0	31,890,170	0
15611	46-3203088	Aetna Better Health Inc. (a New Jersey corporation)	0	35,000,000	0	0	(63,653,996)	0		0	(28,653,996)	0
14408	45-2634734	Aetna Better Health Inc. (a New York corporation)	552,596	0	0	0	(48,584,450)	0		0	(48,031,854)	0
14229	45-2764938	Aetna Better Health Inc. (an Ohio corporation)	(72,104,407)	0	0	0	(70,376,867)	0		0	(142,481,274)	0
00000	20-4416606	Aetna Better Health of Tennessee Inc.	0	0	0	0	656	0		0	656	0
11183	22-2990909	Aetna Dental Inc. (a New Jersey corporation)	0	0	0	0	(1,467,253)	0		0	(1,467,253)	0
95910	06-1177531	Aetna Dental Inc. (a Texas corporation)	(7,000,000)	0	0	0	(7,784,071)	(43,055)		0	(14,827,126)	0
00000	06-1160812	Aetna Dental of California Inc.	(8,000,000)	0	0	0	(1,933,710)	0		0	(9,933,710)	0
78700	06-0876836	Aetna Health and Life Insurance Company	577,534	84,000,000	0	0	(23,248,714)	0		0	61,328,820	0
00000	30-0123754	Aetna Health Holdings, LLC	786,694,754	(395,394,754)	0	0	0	0		0	391,300,000	0
95088	59-2411584	Aetna Health Inc. (a Florida corporation)	(7,500,000)	0	0	0	(133,172,763)	0		0	(140,672,763)	0
95094	58-1649568	Aetna Health Inc. (a Georgia corporation)	(19,500,000)	0	0	0	(17,376,544)	0		0	(36,876,544)	0
95241	42-1244752	Aetna Health of Iowa Inc.	(4,200,000)	0	0	0	(2,238,542)	0		0	(6,438,542)	0
95517	01-0504252	Aetna Health Inc. (a Maine corporation)	(1,900,000)	0	0	0	(8,011,159)	0		0	(9,911,159)	0

ANNUAL STATEMENT FOR THE YEAR 2020 OF THE Coventry Health Care of Missouri, Inc.

SCHEDULE Y

PART 2 - SUMMARY OF INSURER'S TRANSACTIONS WITH ANY AFFILIATES

1	2	3	4	5	6	7	8	9	10	11	12	13
NAIC Company Code	ID Number	Names of Insurers and Parent, Subsidiaries or Affiliates	Shareholder Dividends	Capital Contributions	Purchases, Sales or Exchanges of Loans, Securities, Real Estate, Mortgage Loans or Other Investments	Income/ (Disbursements) Incurred in Connection with Guarantees or Undertakings for the Benefit of any Affiliate(s)	Management Agreements and Service Contracts	Income/ (Disbursements) Incurred Under Reinsurance Agreements	*	Any Other Material Activity Not in the Ordinary Course of the Insurer's Business	Totals	Reinsurance Recoverable/ (Payable) on Losses and/or Reserve Credit Taken/(Liability)
95756	23-2861565	Aetna Health of Michigan Inc.	0	9,000,000	0	0	(1,874,227)	0		0	7,125,773	0
95287	52-1270921	Aetna Health Inc. (a New Jersey corporation)	0	0	0	0	(71,875,443)	0		0	(71,875,443)	0
95234	22-2663623	Aetna Health Inc. (a New York corporation)	1,372,576	0	0	0	(5,646,447)	0		0	(4,273,871)	0
95109	23-2169745	Aetna Health Inc. (a Pennsylvania corporation)	(159,676,976)	0	0	0	(303,172,093)	13,164,197		0	(449,684,872)	9,431,277
95935	23-2442048	Aetna Health Inc. (a Connecticut corporation)	142,605	0	0	0	(7,614,853)	0		0	(7,472,248)	0
95490	76-0189680	Aetna Health Inc. (a Texas corporation)	534,770	10,000,000	0	0	(25,618,811)	(1,245,722)		0	(16,329,763)	2,028,941
95173	74-2381406	Aetna Health Inc. (LA)	0	0	0	0	(6,858,010)	0		0	(6,858,010)	0
72052	23-2710210	Aetna Health Insurance Company	0	95,000,000	0	0	3,268,513	279,234		0	98,547,747	0
84450	57-0805126	Aetna Health Insurance Company of New York	0	0	0	0	(35,056)	0		0	(35,056)	0
00000	13-3670795	Aetna Health Management, LLC	0	0	0	0	1,084,867,335	0		0	1,084,867,335	0
00000	95-3402799	Aetna Health of California Inc.	(89,393,927)	0	0	0	(98,090,354)	0		0	(187,484,281)	0
15827	47-4352768	Aetna HealthAssurance Pennsylvania Inc.	0	0	0	0	(15,421,081)	0		0	(15,421,081)	0
00000	23-2229683	Aetna Inc.	1,835,000,000	636,000,000	0	0	(5,833,403)	0		0	2,465,166,597	0
36153	06-1286276	Aetna Insurance Company of Connecticut	(2,158,635)	(9,341,365)	0	0	(50,355)	0		0	(11,550,355)	0
00000	06-1571642	Aetna International Inc.	0	0	0	0	(233,919)	0		0	(233,919)	0
60054	06-6033492	Aetna Life Insurance Company	(1,470,513,865)	(831,620,190)	0	0	(2,381,904,350)	(359,697,564)		0	(5,043,735,969)	1,411,723,991
00000	86-0842559	Aetna Medicaid Administrators, LLC	0	0	0	0	669,993,127	0		0	669,993,127	0
00000	11-3667142	Aetna Partners Diversified Fund, LLC	(60,902,206)	16,000,000	0	0	0	0		0	(44,902,206)	0
00000	06-1423207	Aetna Resources LLC	0	0	0	0	2,386,601,673	0		0	2,386,601,673	0
00000	30-0123760	Aetna RX Home Delivery, LLC	0	0	0	0	0	0		0	0	0
00000	20-3180700	Aetna Ventures, LLC	0	3,620,190	0	0	0	0		0	3,620,190	0
00000	57-1209768	Aetna Specialty Pharmacy, LLC	0	0	0	0	0	0		0	0	0
00000	81-5112888	Allina Health and Aetna Insurance Holding Company LLC	0	(11,000,000)	0	0	0	0		0	(11,000,000)	0
16194	82-2091197	Allina Health and Aetna Insurance Company	0	11,000,000	0	0	(5,526,767)	(65,130)		0	5,408,103	0
95407	87-0345631	Aetna Health of Utah Inc.	(4,200,000)	0	0	0	(10,036,781)	0		0	(14,236,781)	0
12321	20-2901054	American Continental Insurance Company	0	0	0	0	(76,520,868)	0		0	(76,520,868)	0
00000	31-1368946	American Health Holding, Inc.	0	0	0	0	218,000	0		0	218,000	0
00000	81-5212760	Banner Health and Aetna Health Insurance Holding Company LLC	0	20,000,000	0	0	0	0		0	20,000,000	0
16059	81-5290023	Banner Health and Aetna Health Plan Inc.	0	0	0	0	(1,988,473)	1,656,844		0	(331,629)	(5,783,807)
16058	81-5281115	Banner Health and Aetna Health Insurance Company	0	(20,000,000)	0	0	(55,167,028)	12,170,876		0	(62,996,152)	(24,299,970)
00000	36-4391310	bswift, LLC	0	0	0	0	17,246,998	0		0	17,246,998	0
74160	37-1241037	Coventry Health Care of Illinois, Inc.	(24,607,835)	0	0	0	(19,836,730)	0		0	(44,444,565)	0
96377	43-1372307	Coventry Health Care of Missouri, Inc.	(22,250,441)	0	0	0	(110,883,867)	0		0	(133,134,308)	0
81973	75-1296086	Coventry Health and Life Insurance Company	(242,165,719)	0	0	0	(165,321,600)	0		0	(407,487,319)	0

42.1

ANNUAL STATEMENT FOR THE YEAR 2020 OF THE Coventry Health Care of Missouri, Inc.

SCHEDULE Y

PART 2 - SUMMARY OF INSURER'S TRANSACTIONS WITH ANY AFFILIATES

1	2	3	4	5	6	7	8	9	10	11	12	13
NAIC Company Code	ID Number	Names of Insurers and Parent, Subsidiaries or Affiliates	Shareholder Dividends	Capital Contributions	Purchases, Sales or Exchanges of Loans, Securities, Real Estate, Mortgage Loans or Other Investments	Income/ (Disbursements) Incurred in Connection with Guarantees or Undertakings for the Benefit of any Affiliate(s)	Management Agreements and Service Contracts	Income/ (Disbursements) Incurred Under Reinsurance Agreements	*	Any Other Material Activity Not in the Ordinary Course of the Insurer's Business	Totals	Reinsurance Recoverable/ (Payable) on Losses and/or Reserve Credit Taken/(Liability)
68500	62-1181209	Continental Life Insurance Company of Brentwood, Tennessee	0	0	0	0	(179,289,735)	0		0	(179,289,735)	0
95925	42-1308659	Coventry Health Care of Nebraska, Inc.	(24,000,000)	0	0	0	(12,997,820)	0		0	(36,997,820)	0
96555	54-1576305	Coventry Health Care of Virginia, Inc.	0	10,000,000	0	0	(190,618,889)	0		0	(180,618,889)	0
95408	55-0712129	Coventry Health Care of West Virginia, Inc.	231,734	0	0	0	(81,700,654)	0		0	(81,468,920)	0
95266	65-0453436	Coventry Health Plan of Florida, Inc.	0	0	0	0	16,071	0		0	16,071	0
00000	62-1411933	Coventry HealthCare Management Corporation	0	0	0	0	0	0		0	0	0
95489	48-0840330	Coventry Health Care of Kansas, Inc.	(7,500,000)	0	0	0	(2,342,535)	0		0	(9,842,535)	0
00000	47-0854096	Coventry Prescription Mgmt Services, Inc	0	0	0	0	0	0		0	0	0
00000	20-1736437	First Health Group Corp	21,146,274	178,853,726	0	0	0	0		0	200,000,000	0
90328	38-2242132	First Health Life & Health Insurance Company	(21,146,274)	(178,853,726)	0	0	(20,931,168)	0		0	(220,931,168)	0
00000	20-1130063	Florida Health Plan Administrators, LLC	18,500,000	0	0	0	0	0		0	18,500,000	0
95846	52-2056201	Group Dental Service of Maryland, Inc.	0	0	0	0	(1,057,346)	0		0	(1,057,346)	0
00000	33-0052273	Health and Human Resources Center, Inc.	0	0	0	0	881,927	0		0	881,927	0
13980	27-2192415	Health Re, Inc.	(285,000,000)	7,000,000	0	0	(69,883,329)	333,827,983		0	(14,055,346)	(1,290,916,038)
11102	23-2366731	HealthAssurance Pennsylvania, Inc.	(32,500,000)	0	0	0	(63,973,878)	0		0	(96,473,878)	0
15097	46-0674828	Innovation Health Insurance Company	0	0	0	0	(22,927,379)	(82,474)		0	(23,009,853)	(24,254,325)
15098	46-0682197	Innovation Health Plan, Inc.	0	0	0	0	(4,608,139)	(14,909,616)		0	(19,517,755)	(3,647,470)
00000	81-3789357	Texas Health + Aetna Health Insurance Holding Company LLC	0	30,000,000	0	0	0	0		0	30,000,000	0
16132	47-5548221	Texas Health + Aetna Health Plan Inc.	0	0	0	0	(2,484,407)	1,245,722		0	(1,238,685)	(2,028,941)
16121	81-4749336	Texas Health + Aetna Health Insurance Company	0	(30,000,000)	0	0	(3,457,119)	13,698,705		0	(19,758,414)	(72,253,658)
16558	82-3333789	Aetna Better Health of North Carolina Inc.	0	3,000,000	0	0	(2,866)	0		0	2,997,134	0
00000	05-0494040	CVS Health Corporation	0	0	0	0	504,104,868	0		0	504,104,868	0
00000	06-1270755	AHP Holdings, Inc.	(9,341,365)	9,341,365	0	0	50,262	0		0	50,262	0
00000		CVS INDEMNITY	962,557	(10,000,000)	0	0	0	0		0	(9,037,443)	0
00000	01-0826783	Schaller Anderson Medical Administrators, Incorporated	0	0	0	0	462,552,606	0		0	462,552,606	0
00000	91-1774434	PayFlex Systems USA, Inc.	0	0	0	0	33,555,522	0		0	33,555,522	0
00000	26-1582982	MHNet Specialty Services, LLC	0	0	0	0	9,704	0		0	9,704	0
00000	52-1801446	Group Dental Service, Inc.	0	0	0	0	177,100	0		0	177,100	0
00000	52-1320522	Claims Administration Corp.	0	0	0	0	(1,646,499)	0		0	(1,646,499)	0
00000	98-0211470	Aetna Life & Casualty (Bermuda) Ltd.	0	0	0	0	(561,328)	0		0	(561,328)	0
12575	20-2833904	SilverScript Insurance Co.	(200,000,000)	0	0	0	(399,631,650)	(45,302,841)		0	(644,934,491)	147,239,147
63444	06-1566092	Accendo Insurance Company	(10,000,000)	25,000,000	0	0	(206,199)	11,326,033		0	26,119,834	(36,809,787)
00000	33-1113587	CVS Caremark Part D Services, LLC	210,000,000	(25,000,000)	0	0	388,261,563	0		0	573,261,563	0
00000	05-0500188	CVS Caremark Indemnity, Ltd.	0	0	0	0	0	33,976,808		0	33,976,808	(110,429,360)
00000	45-4901541	Aetna ACO Holdings, Inc.	(34,925,010)	0	0	0	0	0		0	(34,925,010)	0
9999999	Control Totals		0	0	0	0	0	0	XXX	0	0	0

42.2

SUPPLEMENTAL EXHIBITS AND SCHEDULES INTERROGATORIES

The following supplemental reports are required to be filed as part of your statement filing unless specifically waived by the domiciliary state. However, in the event that your domiciliary state waives the filing requirement, your response of WAIVED to the specific interrogatory will be accepted in lieu of filing a "NONE" report and a bar code will be printed below. If the supplement is required of your company but is not being filed for whatever reason enter SEE EXPLANATION and provide an explanation following the interrogatory questions.

	Responses
MARCH FILING	
1. Will the Supplemental Compensation Exhibit be filed with the state of domicile by March 1?	YES
2. Will an actuarial opinion be filed by March 1?	YES
3. Will the confidential Risk-based Capital Report be filed with the NAIC by March 1?.....	YES
4. Will the confidential Risk-based Capital Report be filed with the state of domicile, if required, by March 1?.....	YES
APRIL FILING	
5. Will Management's Discussion and Analysis be filed by April 1?	YES
6. Will the Supplemental Investment Risks Interrogatories be filed by April 1?	YES
7. Will the Accident and Health Policy Experience Exhibit be filed by April 1?	YES
JUNE FILING	
8. Will an audited financial report be filed by June 1?	YES
9. Will Accountant's Letter of Qualifications be filed with the state of domicile and electronically with the NAIC by June 1?	YES

AUGUST FILING	
10. Will the regulator-only (non-public) Communication of Internal Control Related Matters Noted in Audit be filed with the state of domicile and electronically with the NAIC (as a regulator-only non-public document) by August 1?	YES









The following supplemental reports are required to be filed as part of your annual statement filing **if your company is engaged in the type of business covered by the supplement. However, in the event that your company does not transact the type of business for which the special report must be filed, your response of NO to the specific interrogatory will be accepted in lieu of filing a "NONE" report and a bar code will be printed below.** If the supplement is required of your company but is not being filed for whatever reason enter SEE EXPLANATION and provide an explanation following the interrogatory questions.

MARCH FILING	
11. Will the Medicare Supplement Insurance Experience Exhibit be filed with the state of domicile and the NAIC by March 1?	NO
12. Will the Supplemental Life data due March 1 be filed with the state of domicile and the NAIC?	NO
13. Will Schedule SIS (Stockholder Information Supplement) be filed with the state of domicile by March 1?.....	NO
14. Will the actuarial opinion on participating and non-participating policies as required in Interrogatories 1 and 2 on Exhibit 5 to Life Supplement be filed with the state of domicile and electronically with the NAIC by March 1?.....	NO
15. Will the actuarial opinion on non-guaranteed elements as required in Interrogatory 3 to Exhibit 5 to Life Supplement be filed with the state of domicile and electronically with the NAIC by March 1?.....	NO
16. Will the Medicare Part D Coverage Supplement be filed with the state of domicile and the NAIC by March 1?.....	NO
17. Will an approval from the reporting entity's state of domicile for relief related to the five-year rotation requirement for lead audit partner be filed electronically with the NAIC by March 1?	NO
18. Will an approval from the reporting entity's state of domicile for relief related to the one-year cooling off period for independent CPA be filed electronically with the NAIC by March 1?	NO
19. Will an approval from the reporting entity's state of domicile for relief related to the Requirements for Audit Committees be filed electronically with the NAIC by March 1?.....	NO
APRIL FILING	
20. Will the Long-Term Care Experience Reporting Forms be filed with the state of domicile and the NAIC by April 1?	NO
21. Will the Supplemental Life data due April 1 be filed with the state of domicile and the NAIC?	NO
22. Will the Supplemental Health Care Exhibit (Parts 1, 2 and 3) be filed with the state of domicile and the NAIC by April 1?	YES
23. Will the regulator only (non-public) Supplemental Health Care Exhibit's Expense Allocation Report be filed with the state of domicile and the NAIC by April 1?	YES
24. Will the Life, Health & Annuity Guaranty Association Model Act Assessment Base Reconciliation Exhibit be filed with the state of domicile and the NAIC by April 1?	YES
25. Will the Adjustments to the Life, Health & Annuity Guaranty Association Model Act Assessment Base Reconciliation Exhibit (if required) be filed with the state of domicile and the NAIC by April 1?	YES
AUGUST FILING	
26. Will Management's Report of Internal Control Over Financial Reporting be filed with the state of domicile by August 1?	YES

Explanations:

11. The data for this supplement is not required to be filed.
12. The data for this supplement is not required to be filed.
13. Only one stockholder - filing not required
14. The data for this supplement is not required to be filed.
15. The data for this supplement is not required to be filed.
16. The data for this supplement is not required to be filed.
17. The data for this supplement is not required to be filed.
18. The data for this supplement is not required to be filed.
19. The data for this supplement is not required to be filed.
20. The data for this supplement is not required to be filed.
21. The data for this supplement is not required to be filed.

Bar Codes:

11. Medicare Supplement Insurance Experience Exhibit [Document Identifier 360]	
12. Life Supplement [Document Identifier 205]	
13. SIS Stockholder Information Supplement [Document Identifier 420]	
14. Participating Opinion for Exhibit 5 [Document Identifier 371]	
15. Non-Guaranteed Opinion for Exhibit 5 [Document Identifier 370]	
16. Medicare Part D Coverage Supplement [Document Identifier 365]	
17. Relief from the five-year rotation requirement for lead audit partner [Document Identifier 224]	
18. Relief from the one-year cooling off period for independent CPA [Document Identifier 225]	

SUPPLEMENTAL EXHIBITS AND SCHEDULES INTERROGATORIES

19. Relief from the Requirements for Audit Committees [Document Identifier 226]



20. Long-Term Care Experience Reporting Forms [Document Identifier 306]



21. Life Supplement [Document Identifier 211]

