



# HEALTH ANNUAL STATEMENT

AS OF DECEMBER 31, 2020  
OF THE CONDITION AND AFFAIRS OF THE

## Coventry Health Care of Missouri, Inc.

NAIC Group Code 0001 0001 NAIC Company Code 96377 Employer's ID Number 43-1372307  
(Current) (Prior)

Organized under the Laws of Missouri State of Domicile or Port of Entry MO

Country of Domicile United States of America

Licensed as business type: Health Maintenance Organization

Is HMO Federally Qualified? Yes [ ] No [X]

Incorporated/Organized 05/22/1985 Commenced Business 11/01/1985

Statutory Home Office 1285 Fern Ridge Parkway, Suite 200 St. Louis, MO, US 63141  
(Street and Number) (City or Town, State, Country and Zip Code)

Main Administrative Office 1285 Fern Ridge Parkway, Suite 200  
(Street and Number)  
St. Louis, MO, US 63141 314-506-1700  
(City or Town, State, Country and Zip Code) (Area Code) (Telephone Number)

Mail Address 1285 Fern Ridge Parkway, Suite 200 St. Louis, MO, US 63141  
(Street and Number or P.O. Box) (City or Town, State, Country and Zip Code)

Primary Location of Books and Records 1285 Fern Ridge Parkway, Suite 200  
(Street and Number)  
St. Louis, MO, US 63141 314-506-1700  
(City or Town, State, Country and Zip Code) (Area Code) (Telephone Number)

Internet Website Address www.aetna.com

Statutory Statement Contact Kim E. Roth 215-775-6508  
(Name) (Area Code) (Telephone Number)  
StatutoryReporting@aetna.com 860-262-7767  
(E-mail Address) (FAX Number)

### OFFICERS

Vice President and Secretary Edward Chung-I Lee Corporate Controller Robert Joseph Parslow


### OTHER

<u>James Benjamin Boyman, President #</u>	<u>Kevin James Casey, Senior Investment Officer</u>	<u>Peter Keller, Assistant Controller</u>
<u>Bryan James Lane, Assistant Controller</u>	<u>Whitney Dorothy Lavoie, Assistant Controller #</u>	<u>Scott David Miller, Assistant Controller</u>
<u>Davin Henry Reinecke, Chief Financial Officer</u>		<u>Tracy Louise Smith, Vice President and Treasurer</u>

### DIRECTORS OR TRUSTEES

John David Anders James Benjamin Boyman # Davin Henry Reinecke



The officers of this reporting entity being duly sworn, each depose and say that they are the described officers of said reporting entity, and that on the reporting period stated above, all of the herein described assets were the absolute property of the said reporting entity, free and clear from any liens or claims thereon, except as herein stated, and that this statement, together with related exhibits, schedules and explanations therein contained, annexed or referred to, is a full and true statement of all the assets and liabilities and of the condition and affairs of the said reporting entity as of the reporting period stated above, and of its income and deductions therefrom for the period ended, and have been completed in accordance with the NAIC Annual Statement Instructions and Accounting Practices and Procedures manual except to the extent that: (1) state law may differ; or, (2) that state rules or regulations require differences in reporting not related to accounting practices and procedures, according to the best of their information, knowledge and belief, respectively. Furthermore, the scope of this attestation by the described officers also includes the related corresponding electronic filing with the NAIC, when required, that is an exact copy (except for formatting differences due to electronic filing) of the enclosed statement. The electronic filing may be requested by various regulators in lieu of or in addition to the enclosed statement.

  
\_\_\_\_\_  
(Signature)  
Edward Chung-I Lee  
Vice President and Secretary

  
\_\_\_\_\_  
(Signature)  
Robert Joseph Parslow  
Corporate Controller

State of..... Connecticut  
County of..... Hartford  
Subscribed and sworn to before me this  
19 day of February, 2021  
Cynthia Montano  
NOTARY PUBLIC (Seal)

State of..... Connecticut  
County of..... Hartford  
Subscribed and sworn to before me this  
19 day of February, 2021  
Victoria Wollschlager  
NOTARY PUBLIC (Seal)



- a. Is this an original filing? ..... Yes [X] No [ ]  
b. If no,  
1. State the amendment number.....  
2. Date filed .....  
3. Number of pages attached.....

**SUMMARY INVESTMENT SCHEDULE**

Investment Categories	Gross Investment Holdings		Admitted Assets as Reported in the Annual Statement			
	1 Amount	2 Percentage of Column 1 Line 13	3 Amount	4 Securities Lending Reinvested Collateral Amount	5 Total (Col. 3 + 4) Amount	6 Percentage of Column 5 Line 13
1. Long-Term Bonds (Schedule D, Part 1):						
1.01 U.S. governments .....	51,686,489	17.596	51,686,489	0	51,686,489	17.596
1.02 All other governments .....	17,344,654	5.905	17,344,654	0	17,344,654	5.905
1.03 U.S. states, territories and possessions, etc. guaranteed .....	9,782,536	3.330	9,782,536	0	9,782,536	3.330
1.04 U.S. political subdivisions of states, territories, and possessions, guaranteed .....	14,367,494	4.891	14,367,494	0	14,367,494	4.891
1.05 U.S. special revenue and special assessment obligations, etc. non-guaranteed .....	36,866,187	12.551	36,866,187	0	36,866,187	12.551
1.06 Industrial and miscellaneous .....	86,847,554	29.566	86,847,554	0	86,847,554	29.566
1.07 Hybrid securities .....	437,475	0.149	437,475	0	437,475	0.149
1.08 Parent, subsidiaries and affiliates .....	0	0.000	0	0	0	0.000
1.09 SVO identified funds .....	0	0.000	0	0	0	0.000
1.10 Unaffiliated Bank loans .....	0	0.000	0	0	0	0.000
1.11 Total long-term bonds .....	217,332,389	73.988	217,332,389	0	217,332,389	73.988
2. Preferred stocks (Schedule D, Part 2, Section 1):						
2.01 Industrial and miscellaneous (Unaffiliated) .....	0	0.000	0	0	0	0.000
2.02 Parent, subsidiaries and affiliates .....	0	0.000	0	0	0	0.000
2.03 Total preferred stocks .....	0	0.000	0	0	0	0.000
3. Common stocks (Schedule D, Part 2, Section 2):						
3.01 Industrial and miscellaneous Publicly traded (Unaffiliated) .....	0	0.000	0	0	0	0.000
3.02 Industrial and miscellaneous Other (Unaffiliated) .....	0	0.000	0	0	0	0.000
3.03 Parent, subsidiaries and affiliates Publicly traded .....	0	0.000	0	0	0	0.000
3.04 Parent, subsidiaries and affiliates Other .....	0	0.000	0	0	0	0.000
3.05 Mutual funds .....	0	0.000	0	0	0	0.000
3.06 Unit investment trusts .....	0	0.000	0	0	0	0.000
3.07 Closed-end funds .....	0	0.000	0	0	0	0.000
3.08 Total common stocks .....	0	0.000	0	0	0	0.000
4. Mortgage loans (Schedule B):						
4.01 Farm mortgages .....	0	0.000	0	0	0	0.000
4.02 Residential mortgages .....	0	0.000	0	0	0	0.000
4.03 Commercial mortgages .....	5,188,518	1.766	5,188,518	0	5,188,518	1.766
4.04 Mezzanine real estate loans .....	0	0.000	0	0	0	0.000
4.05 Total valuation allowance .....	0	0.000	0	0	0	0.000
4.06 Total mortgage loans .....	5,188,518	1.766	5,188,518	0	5,188,518	1.766
5. Real estate (Schedule A):						
5.01 Properties occupied by company .....	0	0.000	0	0	0	0.000
5.02 Properties held for production of income .....	0	0.000	0	0	0	0.000
5.03 Properties held for sale .....	0	0.000	0	0	0	0.000
5.04 Total real estate .....	0	0.000	0	0	0	0.000
6. Cash, cash equivalents and short-term investments:						
6.01 Cash (Schedule E, Part 1) .....	39,080,724	13.305	39,080,724	0	39,080,724	13.305
6.02 Cash equivalents (Schedule E, Part 2) .....	30,338,817	10.329	30,338,817	0	30,338,817	10.329
6.03 Short-term investments (Schedule DA) .....	0	0.000	0	0	0	0.000
6.04 Total cash, cash equivalents and short-term investments .....	69,419,541	23.633	69,419,541	0	69,419,541	23.633
7. Contract loans .....	0	0.000	0	0	0	0.000
8. Derivatives (Schedule DB) .....	0	0.000	0	0	0	0.000
9. Other invested assets (Schedule BA) .....	1,797,845	0.612	1,797,845	0	1,797,845	0.612
10. Receivables for securities .....	0	0.000	0	0	0	0.000
11. Securities Lending (Schedule DL, Part 1) .....	0	0.000	0	XXX	XXX	XXX
12. Other invested assets (Page 2, Line 11) .....	0	0.000	0	0	0	0.000
13. Total invested assets	293,738,293	100.000	293,738,293	0	293,738,293	100.000

**SCHEDULE A - VERIFICATION BETWEEN YEARS**

Real Estate

1.	Book/adjusted carrying value, December 31 of prior year .....	
2.	Cost of acquired:	
2.1	Actual cost at time of acquisition (Part 2, Column 6) .....	
2.2	Additional investment made after acquisition (Part 2, Column 9) .....	
3.	Current year change in encumbrances:	
3.1	Totals, Part 1, Column 13 .....	
3.2	Totals, Part 3, Column 11 .....	
4.	Total gain (loss) on disposals, Part 3, Column 18 .....	
5.	Deduct amounts received on disposals, Part 3, Column 15 .....	
6.	Total foreign exchange change in book/adjusted carrying value:	
6.1	Totals, Part 1, Column 15 .....	
6.2	Totals, Part 3, Column 13 .....	
7.	Deduct current year's other than temporary impairment recognized:	
7.1	Totals, Part 1, Column 12 .....	
7.2	Totals, Part 3, Column 10 .....	
8.	Deduct current year's depreciation:	
8.1	Totals, Part 1, Column 11 .....	
8.2	Totals, Part 3, Column 9 .....	
9.	Book/adjusted carrying value at the end of current period (Lines 1+2+3+4-5+6-7-8) .....	
10.	Deduct total nonadmitted amounts .....	
11.	Statement value at end of current period (Line 9 minus Line 10) .....	

**NONE**

**SCHEDULE B - VERIFICATION BETWEEN YEARS**

Mortgage Loans

1.	Book value/recorded investment excluding accrued interest, December 31 of prior year .....	5,741,229
2.	Cost of acquired:	
2.1	Actual cost at time of acquisition (Part 2, Column 7) .....	0
2.2	Additional investment made after acquisition (Part 2, Column 8) .....	0
3.	Capitalized deferred interest and other:	
3.1	Totals, Part 1, Column 12 .....	0
3.2	Totals, Part 3, Column 11 .....	0
4.	Accrual of discount .....	0
5.	Unrealized valuation increase (decrease):	
5.1	Totals, Part 1, Column 9 .....	0
5.2	Totals, Part 3, Column 8 .....	0
6.	Total gain (loss) on disposals, Part 3, Column 18 .....	0
7.	Deduct amounts received on disposals, Part 3, Column 15 .....	517,604
8.	Deduct amortization of premium and mortgage interest points and commitment fees .....	35,107
9.	Total foreign exchange change in book value/recorded investment excluding accrued interest:	
9.1	Totals, Part 1, Column 13 .....	0
9.2	Totals, Part 3, Column 13 .....	0
10.	Deduct current year's other than temporary impairment recognized:	
10.1	Totals, Part 1, Column 11 .....	0
10.2	Totals, Part 3, Column 10 .....	0
11.	Book value/recorded investment excluding accrued interest at end of current period (Lines 1+2+3+4+5+6-7-8+9-10) .....	5,188,518
12.	Total valuation allowance .....	0
13.	Subtotal (Line 11 plus 12) .....	5,188,518
14.	Deduct total nonadmitted amounts .....	0
15.	Statement value of mortgages owned at end of current period (Line 13 minus Line 14) .....	5,188,518

**SCHEDULE BA - VERIFICATION BETWEEN YEARS**

Other Long-Term Invested Assets

1.	Book/adjusted carrying value, December 31 of prior year .....	1,548,285
2.	Cost of acquired:	
2.1	Actual cost at time of acquisition (Part 2, Column 8) .....	0
2.2	Additional investment made after acquisition (Part 2, Column 9) .....	0
3.	Capitalized deferred interest and other:	
3.1	Totals, Part 1, Column 16 .....	249,560
3.2	Totals, Part 3, Column 12 .....	0
4.	Accrual of discount .....	0
5.	Unrealized valuation increase (decrease):	
5.1	Totals, Part 1, Column 13 .....	0
5.2	Totals, Part 3, Column 9 .....	0
6.	Total gain (loss) on disposals, Part 3, Column 19 .....	0
7.	Deduct amounts received on disposals, Part 3, Column 16 .....	0
8.	Deduct amortization of premium and depreciation .....	0
9.	Total foreign exchange change in book/adjusted carrying value:	
9.1	Totals, Part 1, Column 17 .....	0
9.2	Totals, Part 3, Column 14 .....	0
10.	Deduct current year's other than temporary impairment recognized:	
10.1	Totals, Part 1, Column 15 .....	0
10.2	Totals, Part 3, Column 11 .....	0
11.	Book/adjusted carrying value at end of current period (Lines 1+2+3+4+5+6-7-8+9-10) .....	1,797,845
12.	Deduct total nonadmitted amounts .....	0
13.	Statement value at end of current period (Line 11 minus Line 12) .....	1,797,845

**SCHEDULE D - VERIFICATION BETWEEN YEARS**

Bonds and Stocks

1.	Book/adjusted carrying value, December 31 of prior year .....	175,371,988
2.	Cost of bonds and stocks acquired, Part 3, Column 7 .....	77,206,218
3.	Accrual of discount .....	484,160
4.	Unrealized valuation increase (decrease):	
4.1	Part 1, Column 12 .....	18,227
4.2	Part 2, Section 1, Column 15 .....	0
4.3	Part 2, Section 2, Column 13 .....	0
4.4	Part 4, Column 11 .....	19,049
5.	Total gain (loss) on disposals, Part 4, Column 19 .....	(59,869)
6.	Deduction consideration for bonds and stocks disposed of, Part 4, Column 7 .....	34,789,262
7.	Deduct amortization of premium .....	838,259
8.	Total foreign exchange change in book/adjusted carrying value:	
8.1	Part 1, Column 15 .....	0
8.2	Part 2, Section 1, Column 19 .....	0
8.3	Part 2, Section 2, Column 16 .....	0
8.4	Part 4, Column 15 .....	0
9.	Deduct current year's other than temporary impairment recognized:	
9.1	Part 1, Column 14 .....	194,491
9.2	Part 2, Section 1, Column 17 .....	0
9.3	Part 2, Section 2, Column 14 .....	0
9.4	Part 4, Column 13 .....	0
10.	Total investment income recognized as a result of prepayment penalties and/or acceleration fees, Note 5Q, Line 2 .....	114,628
11.	Book/adjusted carrying value at end of current period (Lines 1+2+3+4+5-6-7+8-9+10) .....	217,332,389
12.	Deduct total nonadmitted amounts .....	0
13.	Statement value at end of current period (Line 11 minus Line 12) .....	217,332,389

**SCHEDULE D - SUMMARY BY COUNTRY**

Long-Term Bonds and Stocks OWNED December 31 of Current Year

Description		1 Book/Adjusted Carrying Value	2 Fair Value	3 Actual Cost	4 Par Value of Bonds
<b>BONDS</b>					
Governments (Including all obligations guaranteed by governments)	1. United States .....	51,686,489	54,762,475	51,264,431	52,086,590
	2. Canada .....	0	0	0	0
	3. Other Countries	17,344,654	18,390,261	17,305,160	16,840,000
	4. Totals	69,031,143	73,152,736	68,569,591	68,926,590
U.S. States, Territories and Possessions (Direct and guaranteed)	5. Totals	9,782,536	10,959,940	10,096,231	8,970,000
U.S. Political Subdivisions of States, Territories and Possessions (Direct and guaranteed)	6. Totals	14,367,494	15,217,482	15,296,379	13,910,000
U.S. Special Revenue and Special Assessment Obligations and all Non- Guaranteed Obligations of Agencies and Authorities of Governments and their Political Subdivisions	7. Totals	36,866,187	39,544,361	38,488,198	35,524,562
Industrial and Miscellaneous, SVO Identified Funds, Unaffiliated Bank Loans and Hybrid Securities (unaffiliated)	8. United States .....	76,592,683	79,711,817	76,677,617	76,660,000
	9. Canada .....	2,366,103	2,524,647	2,317,048	2,500,000
	10. Other Countries	8,326,243	8,802,121	8,193,457	8,500,000
	11. Totals	87,285,029	91,038,585	87,188,122	87,660,000
Parent, Subsidiaries and Affiliates	12. Totals	0	0	0	0
	13. Total Bonds	217,332,389	229,913,104	219,638,521	214,991,152
<b>PREFERRED STOCKS</b>					
Industrial and Miscellaneous (unaffiliated)	14. United States .....	0	0	0	0
	15. Canada .....	0	0	0	0
	16. Other Countries	0	0	0	0
	17. Totals	0	0	0	0
Parent, Subsidiaries and Affiliates	18. Totals	0	0	0	0
	19. Total Preferred Stocks	0	0	0	0
<b>COMMON STOCKS</b>					
Industrial and Miscellaneous (unaffiliated)	20. United States .....	0	0	0	0
	21. Canada .....	0	0	0	0
	22. Other Countries	0	0	0	0
	23. Totals	0	0	0	0
Parent, Subsidiaries and Affiliates	24. Totals	0	0	0	0
	25. Total Common Stocks	0	0	0	0
	26. Total Stocks	0	0	0	0
	27. Total Bonds and Stocks	217,332,389	229,913,104	219,638,521	

ANNUAL STATEMENT FOR THE YEAR 2020 OF THE Coventry Health Care of Missouri, Inc.

**SCHEDULE D - PART 1A - SECTION 1**

Quality and Maturity Distribution of All Bonds Owned December 31, at Book/Adjusted Carrying Values by Major Types of Issues and NAIC Designations

NAIC Designation	1 1 Year or Less	2 Over 1 Year Through 5 Years	3 Over 5 Years Through 10 Years	4 Over 10 Years Through 20 Years	5 Over 20 Years	6 No Maturity Date	7 Total Current Year	8 Col. 7 as a % of Line 11.7	9 Total from Col. 7 Prior Year	10 % From Col. 8 Prior Year	11 Total Publicly Traded	12 Total Privately Placed (a)
<b>1. U.S. Governments</b>												
1.1 NAIC 1	9,968,886	27,285,434	12,749,630	375,469	1,307,074	XXX	51,686,493	20.9	44,218,121	24.2	51,686,493	0
1.2 NAIC 2	0	0	0	0	0	XXX	0	0.0	0	0.0	0	0
1.3 NAIC 3	0	0	0	0	0	XXX	0	0.0	0	0.0	0	0
1.4 NAIC 4	0	0	0	0	0	XXX	0	0.0	0	0.0	0	0
1.5 NAIC 5	0	0	0	0	0	XXX	0	0.0	0	0.0	0	0
1.6 NAIC 6	0	0	0	0	0	XXX	0	0.0	0	0.0	0	0
1.7 Totals	9,968,886	27,285,434	12,749,630	375,469	1,307,074	XXX	51,686,493	20.9	44,218,121	24.2	51,686,493	0
<b>2. All Other Governments</b>												
2.1 NAIC 1	0	0	963,846	0	0	XXX	963,846	0.4	958,793	0.5	963,846	0
2.2 NAIC 2	0	2,480,645	5,116,257	0	0	XXX	7,596,902	3.1	3,811,296	2.1	7,596,902	0
2.3 NAIC 3	0	250,525	5,287,343	0	0	XXX	5,537,868	2.2	0	0.0	2,562,403	2,975,465
2.4 NAIC 4	0	0	1,085,281	2,160,756	0	XXX	3,246,037	1.3	1,039,490	0.6	2,746,037	500,000
2.5 NAIC 5	0	0	0	0	0	XXX	0	0.0	429,746	0.2	0	0
2.6 NAIC 6	0	0	0	0	0	XXX	0	0.0	0	0.0	0	0
2.7 Totals	0	2,731,170	12,452,727	2,160,756	0	XXX	17,344,653	7.0	6,239,325	3.4	13,869,188	3,475,465
<b>3. U.S. States, Territories and Possessions etc., Guaranteed</b>												
3.1 NAIC 1	0	4,234,864	5,547,672	0	0	XXX	9,782,536	3.9	9,911,432	5.4	9,782,536	0
3.2 NAIC 2	0	0	0	0	0	XXX	0	0.0	0	0.0	0	0
3.3 NAIC 3	0	0	0	0	0	XXX	0	0.0	0	0.0	0	0
3.4 NAIC 4	0	0	0	0	0	XXX	0	0.0	0	0.0	0	0
3.5 NAIC 5	0	0	0	0	0	XXX	0	0.0	0	0.0	0	0
3.6 NAIC 6	0	0	0	0	0	XXX	0	0.0	0	0.0	0	0
3.7 Totals	0	4,234,864	5,547,672	0	0	XXX	9,782,536	3.9	9,911,432	5.4	9,782,536	0
<b>4. U.S. Political Subdivisions of States, Territories and Possessions, Guaranteed</b>												
4.1 NAIC 1	0	11,342,466	3,025,029	0	0	XXX	14,367,495	5.8	14,518,922	7.9	14,367,495	0
4.2 NAIC 2	0	0	0	0	0	XXX	0	0.0	0	0.0	0	0
4.3 NAIC 3	0	0	0	0	0	XXX	0	0.0	0	0.0	0	0
4.4 NAIC 4	0	0	0	0	0	XXX	0	0.0	0	0.0	0	0
4.5 NAIC 5	0	0	0	0	0	XXX	0	0.0	0	0.0	0	0
4.6 NAIC 6	0	0	0	0	0	XXX	0	0.0	0	0.0	0	0
4.7 Totals	0	11,342,466	3,025,029	0	0	XXX	14,367,495	5.8	14,518,922	7.9	14,367,495	0
<b>5. U.S. Special Revenue &amp; Special Assessment Obligations, etc., Non-Guaranteed</b>												
5.1 NAIC 1	6,950,574	16,678,019	10,707,734	1,182,781	1,347,081	XXX	36,866,189	14.9	32,169,416	17.6	33,616,624	3,249,565
5.2 NAIC 2	0	0	0	0	0	XXX	0	0.0	0	0.0	0	0
5.3 NAIC 3	0	0	0	0	0	XXX	0	0.0	0	0.0	0	0
5.4 NAIC 4	0	0	0	0	0	XXX	0	0.0	0	0.0	0	0
5.5 NAIC 5	0	0	0	0	0	XXX	0	0.0	0	0.0	0	0
5.6 NAIC 6	0	0	0	0	0	XXX	0	0.0	0	0.0	0	0
5.7 Totals	6,950,574	16,678,019	10,707,734	1,182,781	1,347,081	XXX	36,866,189	14.9	32,169,416	17.6	33,616,624	3,249,565

ANNUAL STATEMENT FOR THE YEAR 2020 OF THE Coventry Health Care of Missouri, Inc.

**SCHEDULE D - PART 1A - SECTION 1 (Continued)**

Quality and Maturity Distribution of All Bonds Owned December 31, at Book/Adjusted Carrying Values by Major Types of Issues and NAIC Designations

NAIC Designation	1 1 Year or Less	2 Over 1 Year Through 5 Years	3 Over 5 Years Through 10 Years	4 Over 10 Years Through 20 Years	5 Over 20 Years	6 No Maturity Date	7 Total Current Year	8 Col. 7 as a % of Line 11.7	9 Total from Col. 7 Prior Year	10 % From Col. 8 Prior Year	11 Total Publicly Traded	12 Total Privately Placed (a)
<b>6. Industrial &amp; Miscellaneous (Unaffiliated)</b>												
6.1 NAIC 1	39,851,278	18,906,168	10,333,938	0	0	XXX	69,091,384	27.9	36,797,666	20.1	31,104,618	37,986,766
6.2 NAIC 2	2,126,173	17,109,556	9,230,331	0	0	XXX	28,466,060	11.5	21,161,008	11.6	17,124,645	11,341,415
6.3 NAIC 3	770,792	12,923,347	4,372,751	0	1,055,646	XXX	19,122,536	7.7	14,693,838	8.0	15,323,542	3,798,994
6.4 NAIC 4	0	503,289	0	0	0	XXX	503,289	0.2	2,245,377	1.2	503,289	0
6.5 NAIC 5	0	0	0	0	0	XXX	0	0.0	0	0.0	0	0
6.6 NAIC 6	0	0	0	0	0	XXX	0	0.0	0	0.0	0	0
6.7 Totals	42,748,243	49,442,360	23,937,020	0	1,055,646	XXX	117,183,269	47.3	74,897,889	40.9	64,056,094	53,127,175
<b>7. Hybrid Securities</b>												
7.1 NAIC 1	0	0	0	0	0	XXX	0	0.0	0	0.0	0	0
7.2 NAIC 2	0	0	0	0	0	XXX	0	0.0	0	0.0	0	0
7.3 NAIC 3	0	437,475	0	0	0	XXX	437,475	0.2	1,006,206	0.5	437,475	0
7.4 NAIC 4	0	0	0	0	0	XXX	0	0.0	0	0.0	0	0
7.5 NAIC 5	0	0	0	0	0	XXX	0	0.0	0	0.0	0	0
7.6 NAIC 6	0	0	0	0	0	XXX	0	0.0	0	0.0	0	0
7.7 Totals	0	437,475	0	0	0	XXX	437,475	0.2	1,006,206	0.5	437,475	0
<b>8. Parent, Subsidiaries and Affiliates</b>												
8.1 NAIC 1	0	0	0	0	0	XXX	0	0.0	0	0.0	0	0
8.2 NAIC 2	0	0	0	0	0	XXX	0	0.0	0	0.0	0	0
8.3 NAIC 3	0	0	0	0	0	XXX	0	0.0	0	0.0	0	0
8.4 NAIC 4	0	0	0	0	0	XXX	0	0.0	0	0.0	0	0
8.5 NAIC 5	0	0	0	0	0	XXX	0	0.0	0	0.0	0	0
8.6 NAIC 6	0	0	0	0	0	XXX	0	0.0	0	0.0	0	0
8.7 Totals	0	0	0	0	0	XXX	0	0.0	0	0.0	0	0
<b>9. SVO Identified Funds</b>												
9.1 NAIC 1	XXX	XXX	XXX	XXX	XXX	0	0	0.0	0	0.0	0	0
9.2 NAIC 2	XXX	XXX	XXX	XXX	XXX	0	0	0.0	0	0.0	0	0
9.3 NAIC 3	XXX	XXX	XXX	XXX	XXX	0	0	0.0	0	0.0	0	0
9.4 NAIC 4	XXX	XXX	XXX	XXX	XXX	0	0	0.0	0	0.0	0	0
9.5 NAIC 5	XXX	XXX	XXX	XXX	XXX	0	0	0.0	0	0.0	0	0
9.6 NAIC 6	XXX	XXX	XXX	XXX	XXX	0	0	0.0	0	0.0	0	0
9.7 Totals	XXX	XXX	XXX	XXX	XXX	0	0	0.0	0	0.0	0	0
<b>10. Unaffiliated Bank Loans</b>												
10.1 NAIC 1	0	0	0	0	0	XXX	0	0.0	0	0.0	0	0
10.2 NAIC 2	0	0	0	0	0	XXX	0	0.0	0	0.0	0	0
10.3 NAIC 3	0	0	0	0	0	XXX	0	0.0	0	0.0	0	0
10.4 NAIC 4	0	0	0	0	0	XXX	0	0.0	0	0.0	0	0
10.5 NAIC 5	0	0	0	0	0	XXX	0	0.0	0	0.0	0	0
10.6 NAIC 6	0	0	0	0	0	XXX	0	0.0	0	0.0	0	0
10.7 Totals	0	0	0	0	0	XXX	0	0.0	0	0.0	0	0

91015

ANNUAL STATEMENT FOR THE YEAR 2020 OF THE Coventry Health Care of Missouri, Inc.

**SCHEDULE D - PART 1A - SECTION 1 (Continued)**

Quality and Maturity Distribution of All Bonds Owned December 31, at Book/Adjusted Carrying Values by Major Types of Issues and NAIC Designations

NAIC Designation	1 1 Year or Less	2 Over 1 Year Through 5 Years	3 Over 5 Years Through 10 Years	4 Over 10 Years Through 20 Years	5 Over 20 Years	6 No Maturity Date	7 Total Current Year	8 Col. 7 as a % of Line 11.7	9 Total from Col. 7 Prior Year	10 % From Col. 8 Prior Year	11 Total Publicly Traded	12 Total Privately Placed (a)
<b>11. Total Bonds Current Year</b>												
11.1 NAIC 1	(d) 56,770,738	78,446,951	43,327,849	1,558,250	2,654,155	0	182,757,943	73.8	XXX	XXX	141,521,612	41,236,331
11.2 NAIC 2	(d) 2,126,173	19,590,201	14,346,588	0	0	0	36,062,962	14.6	XXX	XXX	24,721,547	11,341,415
11.3 NAIC 3	(d) 770,792	13,611,347	9,660,094	0	1,055,646	0	25,097,879	10.1	XXX	XXX	18,323,420	6,774,459
11.4 NAIC 4	(d) 0	503,289	1,085,281	2,160,756	0	0	3,749,326	1.5	XXX	XXX	3,249,326	500,000
11.5 NAIC 5	(d) 0	0	0	0	0	(c) 0	0	0.0	XXX	XXX	0	0
11.6 NAIC 6	(d) 0	0	0	0	0	(c) 0	0	0.0	XXX	XXX	0	0
11.7 Totals	59,667,703	112,151,788	68,419,812	3,719,006	3,709,801	0	(b) 247,668,110	100.0	XXX	XXX	187,815,905	59,852,205
11.8 Line 11.7 as a % of Col. 7	24.1	45.3	27.6	1.5	1.5	0.0	100.0	XXX	XXX	XXX	75.8	24.2
<b>12. Total Bonds Prior Year</b>												
12.1 NAIC 1	18,932,133	69,345,381	43,517,893	6,731,346	47,597	0	XXX	XXX	138,574,350	75.7	121,647,487	16,926,863
12.2 NAIC 2	3,596,375	17,006,312	4,369,617	0	0	0	XXX	XXX	24,972,304	13.6	21,571,721	3,400,583
12.3 NAIC 3	725,305	9,881,938	5,092,801	0	0	0	XXX	XXX	15,700,044	8.6	14,441,267	1,258,777
12.4 NAIC 4	793,510	1,335,937	1,155,420	0	0	0	XXX	XXX	3,284,867	1.8	2,803,644	481,223
12.5 NAIC 5	0	0	0	429,746	0	0	XXX	XXX	(c) 429,746	0.2	429,746	0
12.6 NAIC 6	0	0	0	0	0	0	XXX	XXX	(c) 0	0.0	0	0
12.7 Totals	24,047,323	97,569,568	54,135,731	7,161,092	47,597	0	XXX	XXX	(b) 182,961,311	100.0	160,893,865	22,067,446
12.8 Line 12.7 as a % of Col. 9	13.1	53.3	29.6	3.9	0.0	0.0	XXX	XXX	100.0	XXX	87.9	12.1
<b>13. Total Publicly Traded Bonds</b>												
13.1 NAIC 1	37,943,732	69,621,128	29,744,347	1,558,250	2,654,155	0	141,521,612	57.1	121,647,487	66.5	141,521,612	XXX
13.2 NAIC 2	2,126,173	15,165,517	7,429,857	0	0	0	24,721,547	10.0	21,571,721	11.8	24,721,547	XXX
13.3 NAIC 3	770,792	11,807,111	5,162,632	0	582,885	0	18,323,420	7.4	14,441,267	7.9	18,323,420	XXX
13.4 NAIC 4	0	503,289	1,085,281	1,660,756	0	0	3,249,326	1.3	2,803,644	1.5	3,249,326	XXX
13.5 NAIC 5	0	0	0	0	0	0	0	0.0	429,746	0.2	0	XXX
13.6 NAIC 6	0	0	0	0	0	0	0	0.0	0	0.0	0	XXX
13.7 Totals	40,840,697	97,097,045	43,422,117	3,219,006	3,237,040	0	187,815,905	75.8	160,893,865	87.9	187,815,905	XXX
13.8 Line 13.7 as a % of Col. 7	21.7	51.7	23.1	1.7	1.7	0.0	100.0	XXX	XXX	XXX	100.0	XXX
13.9 Line 13.7 as a % of Line 11.7, Col. 7, Section 11	16.5	39.2	17.5	1.3	1.3	0.0	75.8	XXX	XXX	XXX	75.8	XXX
<b>14. Total Privately Placed Bonds</b>												
14.1 NAIC 1	18,827,006	8,825,823	13,583,502	0	0	0	41,236,331	16.6	16,926,863	9.3	XXX	41,236,331
14.2 NAIC 2	0	4,424,684	6,916,731	0	0	0	11,341,415	4.6	3,400,583	1.9	XXX	11,341,415
14.3 NAIC 3	0	1,804,236	4,497,462	0	472,761	0	6,774,459	2.7	1,258,777	0.7	XXX	6,774,459
14.4 NAIC 4	0	0	0	500,000	0	0	500,000	0.2	481,223	0.3	XXX	500,000
14.5 NAIC 5	0	0	0	0	0	0	0	0.0	0	0.0	XXX	0
14.6 NAIC 6	0	0	0	0	0	0	0	0.0	0	0.0	XXX	0
14.7 Totals	18,827,006	15,054,743	24,997,695	500,000	472,761	0	59,852,205	24.2	22,067,446	12.1	XXX	59,852,205
14.8 Line 14.7 as a % of Col. 7	31.5	25.2	41.8	0.8	0.8	0.0	100.0	XXX	XXX	XXX	XXX	100.0
14.9 Line 14.7 as a % of Line 11.7, Col. 7, Section 11	7.6	6.1	10.1	0.2	0.2	0.0	24.2	XXX	XXX	XXX	XXX	24.2

(a) Includes \$ 59,852,204 freely tradable under SEC Rule 144 or qualified for resale under SEC Rule 144A.

(b) Includes \$ 0 current year of bonds with Z designations and \$ 0 prior year of bonds with Z designations. The letter "Z" means the NAIC designation was not assigned by the Securities Valuation Office (SVO) at the date of the statement.

(c) Includes \$ 0 current year, \$ 0 prior year of bonds with 5GI designations and \$ 0 current year, \$ 0 prior year of bonds with 6\* designations. "5GI" means the NAIC designation was assigned by the (SVO) in reliance on the insurer's certification that the issuer is current in all principal and interest payments. "6\*" means the NAIC designation was assigned by the SVO due to inadequate certification of principal and interest payments.

(d) Includes the following amount of short-term and cash equivalent bonds by NAIC designation: NAIC 1 \$ 30,335,720 ; NAIC 2 \$ 0 ; NAIC 3 \$ 0 ; NAIC 4 \$ 0 ; NAIC 5 \$ 0 ; NAIC 6 \$ 0

ANNUAL STATEMENT FOR THE YEAR 2020 OF THE Coventry Health Care of Missouri, Inc.

**SCHEDULE D - PART 1A - SECTION 2**

Maturity Distribution of All Bonds Owned December 31, at Book/Adjusted Carrying Values by Major Type and Subtype of Issues

Distribution by Type	1 1 Year or Less	2 Over 1 Year Through 5 Years	3 Over 5 Years Through 10 Years	4 Over 10 Years Through 20 Years	5 Over 20 Years	6 No Maturity Date	7 Total Current Year	8 Col. 7 as a % of Line 11.08	9 Total from Col. 7 Prior Year	10 % From Col. 8 Prior Year	11 Total Publicly Traded	12 Total Privately Placed
<b>1. U.S. Governments</b>												
1.01 Issuer Obligations	9,945,792	27,184,417	12,601,384	0	932,505	XXX	50,664,098	20.5	42,659,174	23.3	50,664,098	0
1.02 Residential Mortgage-Backed Securities	23,094	101,017	148,246	375,469	374,569	XXX	1,022,395	0.4	1,558,947	0.9	1,022,395	0
1.03 Commercial Mortgage-Backed Securities	0	0	0	0	0	XXX	0	0.0	0	0.0	0	0
1.04 Other Loan-Backed and Structured Securities	0	0	0	0	0	XXX	0	0.0	0	0.0	0	0
1.05 Totals	9,968,886	27,285,434	12,749,630	375,469	1,307,074	XXX	51,686,493	20.9	44,218,121	24.2	51,686,493	0
<b>2. All Other Governments</b>												
2.01 Issuer Obligations	0	2,731,170	12,452,728	2,160,756	0	XXX	17,344,654	7.0	6,239,325	3.4	13,869,188	3,475,466
2.02 Residential Mortgage-Backed Securities	0	0	0	0	0	XXX	0	0.0	0	0.0	0	0
2.03 Commercial Mortgage-Backed Securities	0	0	0	0	0	XXX	0	0.0	0	0.0	0	0
2.04 Other Loan-Backed and Structured Securities	0	0	0	0	0	XXX	0	0.0	0	0.0	0	0
2.05 Totals	0	2,731,170	12,452,728	2,160,756	0	XXX	17,344,654	7.0	6,239,325	3.4	13,869,188	3,475,466
<b>3. U.S. States, Territories and Possessions, Guaranteed</b>												
3.01 Issuer Obligations	0	4,234,864	5,547,672	0	0	XXX	9,782,536	3.9	9,911,432	5.4	9,782,536	0
3.02 Residential Mortgage-Backed Securities	0	0	0	0	0	XXX	0	0.0	0	0.0	0	0
3.03 Commercial Mortgage-Backed Securities	0	0	0	0	0	XXX	0	0.0	0	0.0	0	0
3.04 Other Loan-Backed and Structured Securities	0	0	0	0	0	XXX	0	0.0	0	0.0	0	0
3.05 Totals	0	4,234,864	5,547,672	0	0	XXX	9,782,536	3.9	9,911,432	5.4	9,782,536	0
<b>4. U.S. Political Subdivisions of States, Territories and Possessions, Guaranteed</b>												
4.01 Issuer Obligations	0	11,342,466	3,025,029	0	0	XXX	14,367,495	5.8	14,518,922	7.9	14,367,495	0
4.02 Residential Mortgage-Backed Securities	0	0	0	0	0	XXX	0	0.0	0	0.0	0	0
4.03 Commercial Mortgage-Backed Securities	0	0	0	0	0	XXX	0	0.0	0	0.0	0	0
4.04 Other Loan-Backed and Structured Securities	0	0	0	0	0	XXX	0	0.0	0	0.0	0	0
4.05 Totals	0	11,342,466	3,025,029	0	0	XXX	14,367,495	5.8	14,518,922	7.9	14,367,495	0
<b>5. U.S. Special Revenue &amp; Special Assessment Obligations etc., Non-Guaranteed</b>												
5.01 Issuer Obligations	6,806,613	16,047,925	9,795,545	0	0	XXX	32,650,083	13.2	30,717,238	16.8	29,400,520	3,249,563
5.02 Residential Mortgage-Backed Securities	143,961	630,093	912,188	1,182,781	1,347,081	XXX	4,216,104	1.7	1,452,177	0.8	4,216,104	0
5.03 Commercial Mortgage-Backed Securities	0	0	0	0	0	XXX	0	0.0	0	0.0	0	0
5.04 Other Loan-Backed and Structured Securities	0	0	0	0	0	XXX	0	0.0	0	0.0	0	0
5.05 Totals	6,950,574	16,678,018	10,707,733	1,182,781	1,347,081	XXX	36,866,187	14.9	32,169,415	17.6	33,616,624	3,249,563
<b>6. Industrial and Miscellaneous</b>												
6.01 Issuer Obligations	38,730,396	37,031,827	7,681,460	0	1,055,646	XXX	84,499,329	34.1	63,075,050	34.5	56,966,089	27,533,240
6.02 Residential Mortgage-Backed Securities	0	0	0	0	0	XXX	0	0.0	0	0.0	0	0
6.03 Commercial Mortgage-Backed Securities	0	0	0	0	0	XXX	0	0.0	0	0.0	0	0
6.04 Other Loan-Backed and Structured Securities	4,017,846	12,410,532	16,255,560	0	0	XXX	32,683,938	13.2	11,822,838	6.5	7,090,005	25,593,933
6.05 Totals	42,748,242	49,442,359	23,937,020	0	1,055,646	XXX	117,183,267	47.3	74,897,888	40.9	64,056,094	53,127,173
<b>7. Hybrid Securities</b>												
7.01 Issuer Obligations	0	437,475	0	0	0	XXX	437,475	0.2	1,006,206	0.5	437,475	0
7.02 Residential Mortgage-Backed Securities	0	0	0	0	0	XXX	0	0.0	0	0.0	0	0
7.03 Commercial Mortgage-Backed Securities	0	0	0	0	0	XXX	0	0.0	0	0.0	0	0
7.04 Other Loan-Backed and Structured Securities	0	0	0	0	0	XXX	0	0.0	0	0.0	0	0
7.05 Totals	0	437,475	0	0	0	XXX	437,475	0.2	1,006,206	0.5	437,475	0
<b>8. Parent, Subsidiaries and Affiliates</b>												
8.01 Issuer Obligations	0	0	0	0	0	XXX	0	0.0	0	0.0	0	0
8.02 Residential Mortgage-Backed Securities	0	0	0	0	0	XXX	0	0.0	0	0.0	0	0
8.03 Commercial Mortgage-Backed Securities	0	0	0	0	0	XXX	0	0.0	0	0.0	0	0
8.04 Other Loan-Backed and Structured Securities	0	0	0	0	0	XXX	0	0.0	0	0.0	0	0
8.05 Affiliated Bank Loans - Issued	0	0	0	0	0	XXX	0	0.0	0	0.0	0	0
8.06 Affiliated Bank Loans - Acquired	0	0	0	0	0	XXX	0	0.0	0	0.0	0	0
8.07 Totals	0	0	0	0	0	XXX	0	0.0	0	0.0	0	0

8018

ANNUAL STATEMENT FOR THE YEAR 2020 OF THE Coventry Health Care of Missouri, Inc.

**SCHEDULE D - PART 1A - SECTION 2 (Continued)**

Maturity Distribution of All Bonds Owned December 31, at Book/Adjusted Carrying Values by Major Type and Subtype of Issues

Distribution by Type	1 1 Year or Less	2 Over 1 Year Through 5 Years	3 Over 5 Years Through 10 Years	4 Over 10 Years Through 20 Years	5 Over 20 Years	6 No Maturity Date	7 Total Current Year	8 Col. 7 as a % of Line 11.08	9 Total from Col. 7 Prior Year	10 % From Col. 8 Prior Year	11 Total Publicly Traded	12 Total Privately Placed
<b>9. SVO Identified Funds</b>												
9.01 Exchange Traded Funds Identified by the SVO	XXX	XXX	XXX	XXX	XXX	0	0	0.0	0	0.0	0	0
9.02 Bond Mutual Funds Identified by the SVO	XXX	XXX	XXX	XXX	XXX	0	0	0.0	0	0.0	0	0
9.03 Totals	XXX	XXX	XXX	XXX	XXX	0	0	0.0	0	0.0	0	0
<b>10. Unaffiliated Bank Loans</b>												
10.01 Unaffiliated Bank Loans - Issued	0	0	0	0	0	XXX	0	0.0	0	0.0	0	0
10.02 Unaffiliated Bank Loans - Acquired	0	0	0	0	0	XXX	0	0.0	0	0.0	0	0
10.03 Totals	0	0	0	0	0	XXX	0	0.0	0	0.0	0	0
<b>11. Total Bonds Current Year</b>												
11.01 Issuer Obligations	55,482,801	99,010,144	51,103,818	2,160,756	1,988,151	XXX	209,745,670	84.7	XXX	XXX	175,487,401	34,258,269
11.02 Residential Mortgage-Backed Securities	167,055	731,110	1,060,434	1,558,250	1,721,650	XXX	5,238,499	2.1	XXX	XXX	5,238,499	0
11.03 Commercial Mortgage-Backed Securities	0	0	0	0	0	XXX	0	0.0	XXX	XXX	0	0
11.04 Other Loan-Backed and Structured Securities	4,017,846	12,410,532	16,255,560	0	0	XXX	32,683,938	13.2	XXX	XXX	7,090,005	25,593,933
11.05 SVO Identified Funds	XXX	XXX	XXX	XXX	XXX	0	0	0.0	XXX	XXX	0	0
11.06 Affiliated Bank Loans	0	0	0	0	0	XXX	0	0.0	XXX	XXX	0	0
11.07 Unaffiliated Bank Loans	0	0	0	0	0	XXX	0	0.0	XXX	XXX	0	0
11.08 Totals	59,667,702	112,151,786	68,419,812	3,719,006	3,709,801	0	247,668,107	100.0	XXX	XXX	187,815,905	59,852,202
11.09 Line 11.08 as a % of Col. 7	24.1	45.3	27.6	1.5	1.5	0.0	100.0	XXX	XXX	XXX	75.8	24.2
<b>12. Total Bonds Prior Year</b>												
12.01 Issuer Obligations	20,305,105	94,171,730	46,852,622	6,797,890	0	XXX	XXX	XXX	168,127,347	91.9	152,559,902	15,567,445
12.02 Residential Mortgage-Backed Securities	498,632	1,318,585	783,109	363,201	47,597	XXX	XXX	XXX	3,011,124	1.6	3,011,124	0
12.03 Commercial Mortgage-Backed Securities	0	0	0	0	0	XXX	XXX	XXX	0	0.0	0	0
12.04 Other Loan-Backed and Structured Securities	3,243,586	2,079,252	6,500,000	0	0	XXX	XXX	XXX	11,822,838	6.5	5,322,838	6,500,000
12.05 SVO Identified Funds	XXX	XXX	XXX	XXX	XXX	0	XXX	XXX	0	0.0	0	0
12.06 Affiliated Bank Loans	0	0	0	0	0	XXX	XXX	XXX	0	0.0	0	0
12.07 Unaffiliated Bank Loans	0	0	0	0	0	XXX	XXX	XXX	0	0.0	0	0
12.08 Totals	24,047,323	97,569,567	54,135,731	7,161,091	47,597	0	XXX	XXX	182,961,309	100.0	160,893,864	22,067,445
12.09 Line 12.08 as a % of Col. 9	13.1	53.3	29.6	3.9	0.0	0.0	XXX	XXX	100.0	XXX	87.9	12.1
<b>13. Total Publicly Traded Bonds</b>												
13.01 Issuer Obligations	38,136,329	91,813,243	42,361,683	1,660,756	1,515,390	XXX	175,487,401	70.9	152,559,902	83.4	175,487,401	XXX
13.02 Residential Mortgage-Backed Securities	167,055	731,110	1,060,434	1,558,250	1,721,650	XXX	5,238,499	2.1	3,011,124	1.6	5,238,499	XXX
13.03 Commercial Mortgage-Backed Securities	0	0	0	0	0	XXX	0	0.0	0	0.0	0	XXX
13.04 Other Loan-Backed and Structured Securities	2,537,313	4,552,692	0	0	0	XXX	7,090,005	2.9	5,322,838	2.9	7,090,005	XXX
13.05 SVO Identified Funds	XXX	XXX	XXX	XXX	XXX	0	0	0.0	0	0.0	0	XXX
13.06 Affiliated Bank Loans	0	0	0	0	0	XXX	0	0.0	0	0.0	0	XXX
13.07 Unaffiliated Bank Loans	0	0	0	0	0	XXX	0	0.0	0	0.0	0	XXX
13.08 Totals	40,840,697	97,097,045	43,422,117	3,219,006	3,237,040	0	187,815,905	75.8	160,893,864	87.9	187,815,905	XXX
13.09 Line 13.08 as a % of Col. 7	21.7	51.7	23.1	1.7	1.7	0.0	100.0	XXX	XXX	XXX	100.0	XXX
13.10 Line 13.08 as a % of Line 11.08, Col. 7, Section 11	16.5	39.2	17.5	1.3	1.3	0.0	75.8	XXX	XXX	XXX	75.8	XXX
<b>14. Total Privately Placed Bonds</b>												
14.01 Issuer Obligations	17,346,472	7,196,901	8,742,135	500,000	472,761	XXX	34,258,269	13.8	15,567,445	8.5	XXX	34,258,269
14.02 Residential Mortgage-Backed Securities	0	0	0	0	0	XXX	0	0.0	0	0.0	XXX	0
14.03 Commercial Mortgage-Backed Securities	0	0	0	0	0	XXX	0	0.0	0	0.0	XXX	0
14.04 Other Loan-Backed and Structured Securities	1,480,533	7,857,840	16,255,560	0	0	XXX	25,593,933	10.3	6,500,000	3.6	XXX	25,593,933
14.05 SVO Identified Funds	XXX	XXX	XXX	XXX	XXX	0	0	0.0	0	0.0	XXX	0
14.06 Affiliated Bank Loans	0	0	0	0	0	XXX	0	0.0	0	0.0	XXX	0
14.07 Unaffiliated Bank Loans	0	0	0	0	0	XXX	0	0.0	0	0.0	XXX	0
14.08 Totals	18,827,005	15,054,741	24,997,695	500,000	472,761	0	59,852,202	24.2	22,067,445	12.1	XXX	59,852,202
14.09 Line 14.08 as a % of Col. 7	31.5	25.2	41.8	0.8	0.8	0.0	100.0	XXX	XXX	XXX	XXX	100.0
14.10 Line 14.08 as a % of Line 11.08, Col. 7, Section 11	7.6	6.1	10.1	0.2	0.2	0.0	24.2	XXX	XXX	XXX	XXX	24.2

6015

Schedule DA - Verification - Short-Term Investments

**N O N E**

Schedule DB - Part A - Verification - Options, Caps, Floors, Collars, Swaps and Forwards

**N O N E**

Schedule DB - Part B - Verification - Futures Contracts

**N O N E**

Schedule DB - Part C - Section 1 - Replication (Synthetic Asset) Transactions (RSATs) Open

**N O N E**

Schedule DB-Part C-Section 2-Reconciliation of Replication (Synthetic Asset) Transactions Open

**N O N E**

Schedule DB - Verification - Book/Adjusted Carrying Value, Fair Value and Potential Exposure of  
Derivatives

**N O N E**

ANNUAL STATEMENT FOR THE YEAR 2020 OF THE Coventry Health Care of Missouri, Inc.  
**SCHEDULE E - PART 2 - VERIFICATION BETWEEN YEARS**

(Cash Equivalents)

	1 Total	2 Bonds	3 Money Market Mutual funds	4 Other (a)
1. Book/adjusted carrying value, December 31 of prior year .....	7,591,039	7,589,321	1,718	0
2. Cost of cash equivalents acquired .....	1,555,988,620	1,530,888,259	25,100,361	0
3. Accrual of discount .....	213,532	213,532	0	0
4. Unrealized valuation increase (decrease) .....	0	0	0	0
5. Total gain (loss) on disposals .....	75	75	0	0
6. Deduct consideration received on disposals .....	1,533,454,449	1,508,355,468	25,098,981	0
7. Deduct amortization of premium .....	0	0	0	0
8. Total foreign exchange change in book/adjusted carrying value .....	0	0	0	0
9. Deduct current year's other than temporary impairment recognized .....	0	0	0	0
10. Book/adjusted carrying value at end of current period (Lines 1+2+3+4+5-6-7+8-9) .....	30,338,817	30,335,719	3,098	0
11. Deduct total nonadmitted amounts .....	0	0	0	0
12. Statement value at end of current period (Line 10 minus Line 11)	30,338,817	30,335,719	3,098	0

(a) Indicate the category of such investments, for example, joint ventures, transportation equipment:

Schedule A - Part 1 - Real Estate Owned

**NONE**

Schedule A - Part 2 - Real Estate Acquired and Additions Made

**NONE**

Schedule A - Part 3 - Real Estate Disposed

**NONE**

ANNUAL STATEMENT FOR THE YEAR 2020 OF THE Coventry Health Care of Missouri, Inc.

**SCHEDULE B - PART 1**

Showing All Mortgage Loans OWNED December 31 of Current Year

1 Loan Number	2 Code	3 Location		5 Loan Type	6 Date Acquired	7 Rate of Interest	8 Book Value/Recorded Investment Excluding Accrued Interest	Change in Book Value/Recorded Investment					14 Value of Land and Buildings	15 Date of Last Appraisal or Valuation
		3 City	4 State					9 Unrealized Valuation Increase (Decrease)	10 Current Year's (Amortization)/ Accretion	11 Current Year's Other-Than-Temporary Impairment Recognized	12 Capitalized Deferred Interest and Other	13 Total Foreign Exchange Change in Book Value		
2004338		INDIANANTIC	FL		05/01/0250	5.250	5,188,518	0	0	0	0	0	14,000,000	11/13/2020
0599999. Mortgages in good standing - Commercial mortgages-all other							5,188,518	0	0	0	0	0	14,000,000	XXX
0899999. Total Mortgages in good standing							5,188,518	0	0	0	0	0	14,000,000	XXX
1699999. Total - Restructured Mortgages							0	0	0	0	0	0	0	XXX
2499999. Total - Mortgages with overdue interest over 90 days							0	0	0	0	0	0	0	XXX
3299999. Total - Mortgages in the process of foreclosure							0	0	0	0	0	0	0	XXX
3399999 - Totals							5,188,518	0	0	0	0	0	14,000,000	XXX

General Interrogatory:

1. Mortgages in good standing \$ .....0 unpaid taxes \$ .....0 interest due and unpaid.
2. Restructured mortgages \$ .....0 unpaid taxes \$ .....0 interest due and unpaid.
3. Mortgages with overdue interest over 90 days not in process of foreclosure \$ .....0 unpaid taxes \$ .....0 interest due and unpaid.
4. Mortgages in process of foreclosure \$ .....0 unpaid taxes \$ .....0 interest due and unpaid.

**SCHEDULE B - PART 2**

Showing All Mortgage Loans ACQUIRED AND ADDITIONS MADE During the Current Year

1 Loan Number	Location		4 Loan Type	5 Date Acquired	6 Rate of Interest	7 Actual Cost at Time of Acquisition	8 Additional Investment Made After Acquisition	9 Value of Land and Buildings
	2 City	3 State						
<b>NONE</b>								
3399999 - Totals								

ANNUAL STATEMENT FOR THE YEAR 2020 OF THE Coventry Health Care of Missouri, Inc.

**SCHEDULE B - PART 3**

Showing All Mortgage Loans DISPOSED, Transferred or Repaid During the Current Year

1 Loan Number	Location		4 Loan Type	5 Date Acquired	6 Disposal Date	7 Book Value/ Recorded Investment Excluding Accrued Interest Prior Year	Change in Book Value/Recorded Investment					14 Book Value/ Recorded Investment Excluding Accrued Interest on Disposal	15 Consid- eration	16 Foreign Exchange Gain (Loss) on Disposal	17 Realized Gain (Loss) on Disposal	18 Total Gain (Loss) on Disposal
	2 City	3 State					8 Unrealized Valuation Increase (Decrease)	9 Current Year's (Amortization) /Accretion	10 Current Year's Other- Than- Temporary Impairment Recognized	11 Capitalized Deferred Interest and Other	12 Total Change in Book Value (8+9-10+11)					
2004338	INDIALANTIC	FL		12/18/2017		5,530,118	0	(35,108)	0	0	(35,108)	0	517,604	0	0	0
0299999. Mortgages with partial repayments						5,530,118	0	(35,108)	0	0	(35,108)	0	517,604	0	0	0
0599999 - Totals						5,530,118	0	(35,108)	0	0	(35,108)	0	517,604	0	0	0

ANNUAL STATEMENT FOR THE YEAR 2020 OF THE Coventry Health Care of Missouri, Inc.

**SCHEDULE BA - PART 1**

Showing Other Long-Term Invested Assets OWNED December 31 of Current Year

1 CUSIP Identifi- cation	2 Name or Description	3 Code	4 Location		6 Name of Vendor or General Partner	7 NAIC Designation, NAIC Designation Modifier and SVO Admini- strative Symbol	8 Date Originally Acquired	9 Type and Strategy	10 Actual Cost	11 Fair Value	12 Book/ Adjusted Carrying Value Less Encum- brances	Change in Book/Adjusted Carrying Value					18 Invest- ment Income	19 Commit- ment for Additional Invest- ment	20 Percent- age of Own- ship
			4 City	5 State								13 Unrealized Valuation Increase (Decrease)	14 Current Year's (Depre- ciation) or (Amorti- zation)/ Accretion	15 Current Year's Other- Than- Tempo- rary Impair- ment Recogn- ized	16 Capital- ized Deferred Interest and Other	17 Total Foreign Exchange Change in Book/ Adjusted Carrying Value			
	AETNA PARTNERS DIVERSIFIED FUND LLC		Hartford	CT	DIRECT		01/02/2019	13	1,400,000	1,797,845	1,797,845	0	0	0	249,560	0	0	0	0.000
4799999. Any Other Class of Assets - Affiliated									1,400,000	1,797,845	1,797,845	0	0	0	249,560	0	0	0	XXX
4899999. Total - Unaffiliated									0	0	0	0	0	0	0	0	0	0	XXX
4999999. Total - Affiliated									1,400,000	1,797,845	1,797,845	0	0	0	249,560	0	0	0	XXX
5099999 - Totals									1,400,000	1,797,845	1,797,845	0	0	0	249,560	0	0	0	XXX

Book/Adjusted Carrying Value by NAIC Designation Category Footnote:

1A ..\$ .....	0	1B ..\$ .....	0	1C ..\$ .....	0	1D ..\$ .....	0	1E ..\$ .....	0	1F ..\$ .....	0	1G ..\$ .....	0
2A ..\$ .....	0	2B ..\$ .....	0	2C ..\$ .....	0								
3A ..\$ .....	0	3B ..\$ .....	0	3C ..\$ .....	0								
4A ..\$ .....	0	4B ..\$ .....	0	4C ..\$ .....	0								
5A ..\$ .....	0	5B ..\$ .....	0	5C ..\$ .....	0								
6 ..\$ .....	0												

E07

Schedule BA - Part 2 - Other Long-Term Invested Assets Acquired and Additions Made

**N O N E**

Schedule BA - Part 3 - Other Long-Term Invested Assets Disposed, Transferred or Repaid

**N O N E**

ANNUAL STATEMENT FOR THE YEAR 2020 OF THE Coventry Health Care of Missouri, Inc.

**SCHEDULE D - PART 1**

Showing All Long-Term BONDS Owned December 31 of Current Year

1	2	Codes			6	7	Fair Value		10	11	Change in Book/Adjusted Carrying Value				Interest					Dates	
		3	4	5			8	9			12	13	14	15	16	17	18	19	20	21	22
CUSIP Identification	Description	C o d e	F o r e i g n	B o n d C h a r	NAIC Designation, NAIC Designation Modifier and SVO Administrative Symbol	Actual Cost	Rate Used to Obtain Fair Value	Fair Value	Par Value	Book/ Adjusted Carrying Value	Unrealized Valuation Increase/ (Decrease)	Current Year's (Amortization) Accretion	Current Year's Other Than-Temporary Impairment Recognized	Total Foreign Exchange Change in Book/ Adjusted Carrying Value	Rate of	Effective Rate of	When Paid	Admitted Amount Due and Accrued	Amount Received During Year	Acquired	Stated Contractual Maturity Date
912810-SP-4	US TREASURY NOTE/BOND				1.A	932,500	93.5310	935,313	1,000,000	932,505	0	250	9,621	0	1.375	1.622	FA	5,194	0	10/30/2020	08/15/2050
912828-4F-4	US TREASURY NOTE/BOND				1.A	4,888,477	109.8670	5,493,359	5,000,000	4,924,717	0	16,552	0	0	2.625	2.978	MS	33,719	131,250	03/29/2018	03/31/2025
912828-5M-8	US TREASURY NOTE/BOND				1.A	3,626,397	118.3440	4,287,594	3,623,000	3,625,674	0	(305)	0	0	3.125	3.114	MN	14,700	113,219	11/14/2018	11/15/2028
912828-6T-2	US TREASURY NOTE/BOND				1.A	2,971,594	112.9530	3,275,641	2,900,000	2,961,216	0	(6,632)	0	0	2.375	2.099	MN	8,942	68,875	06/04/2019	05/15/2029
912828-6X-3	US TREASURY NOTE/BOND				1.A	4,021,250	109.1330	4,365,313	4,000,000	4,016,681	0	(2,863)	0	0	2.125	2.043	MN	7,473	85,000	05/31/2019	05/31/2026
912828-M8-0	US TREASURY NOTE/BOND				1.A	9,631,967	103.5590	10,355,859	10,000,000	9,825,726	0	87,327	0	0	2.000	2.794	MN	17,582	200,000	11/29/2017	11/30/2022
912828-S7-6	US TREASURY NOTE/BOND		SD		1.A	133,305	100.5860	140,820	140,000	138,584	0	2,380	0	0	1.125	2.141	JJ	659	1,575	08/03/2016	07/31/2021
912828-S7-6	US TREASURY NOTE/BOND				1.A	4,627,593	100.5860	4,888,477	4,860,000	4,810,834	0	82,606	0	0	1.125	2.141	JJ	22,880	54,675	08/03/2016	07/31/2021
912828-YJ-3	US TREASURY NOTE/BOND		SD		1.A	1,502,472	101.0230	1,520,403	1,505,000	1,503,909	0	1,433	0	0	1.500	1.587	MS	5,768	22,575	10/07/2019	09/30/2021
912828-YJ-3	US TREASURY NOTE/BOND				1.A	3,489,129	101.0230	3,530,769	3,495,000	3,492,460	0	3,327	0	0	1.500	1.587	MS	13,394	52,425	10/07/2019	09/30/2021
912828-YM-6	US TREASURY NOTE/BOND				1.A	7,440,820	104.8050	7,860,352	7,500,000	7,452,713	0	11,860	0	0	1.500	1.665	AO	19,268	112,500	10/31/2019	10/31/2024
91282C-AJ-0	US TREASURY NOTE/BOND				1.A FE	4,981,250	99.6560	4,982,813	5,000,000	4,981,261	0	274	15,497	0	0.250	0.264	FA	4,178	0	08/31/2020	08/31/2025
91282C-AY-7	US TREASURY NOTE/BOND US TREASURY N/B				1.A FE	1,997,813	99.9380	1,998,750	2,000,000	1,997,813	0	(22)	4,040	0	0.625	0.611	MN	1,099	0	11/30/2020	11/30/2027
<b>0199999. Subtotal - Bonds - U.S. Governments - Issuer Obligations</b>						<b>50,244,567</b>		<b>53,635,463</b>	<b>51,023,000</b>	<b>50,664,093</b>	<b>XXX</b>	<b>196,187</b>	<b>29,158</b>	<b>0</b>	<b>XXX</b>	<b>XXX</b>	<b>XXX</b>	<b>154,856</b>	<b>842,094</b>	<b>XXX</b>	<b>XXX</b>
36179T-XT-7	GOVT NATL MTGE ASSN 11 SF POOL NO G2 MA5137			4	1.A	1,011,250	105.8910	1,117,078	1,054,931	1,013,772	0	1,899	0	0	3.000	3.343	MON	2,637	31,648	10/31/2018	05/20/2048
36202D-QZ-7	GOVT NATL MTGE ASSN 11 POOL NO 003172			4	1.A	8,614	114.7260	9,934	8,659	8,624	0	4	0	0	6.000	6.094	MON	43	519	01/14/2002	12/20/2031
<b>0299999. Subtotal - Bonds - U.S. Governments - Residential Mortgage-Backed Securities</b>						<b>1,019,864</b>	<b>XXX</b>	<b>1,127,012</b>	<b>1,063,590</b>	<b>1,022,396</b>	<b>0</b>	<b>1,903</b>	<b>0</b>	<b>0</b>	<b>XXX</b>	<b>XXX</b>	<b>XXX</b>	<b>2,680</b>	<b>32,167</b>	<b>XXX</b>	<b>XXX</b>
<b>0599999. Total - U.S. Government Bonds</b>						<b>51,264,431</b>	<b>XXX</b>	<b>54,762,475</b>	<b>52,086,590</b>	<b>51,686,489</b>	<b>0</b>	<b>198,090</b>	<b>29,158</b>	<b>0</b>	<b>XXX</b>	<b>XXX</b>	<b>XXX</b>	<b>157,536</b>	<b>874,261</b>	<b>XXX</b>	<b>XXX</b>
05675M-2D-5	BAHRAIN KINGDOM OF SR UNSECURED		D		4.A FE	500,000	105.2060	526,032	500,000	500,000	0	0	0	5.450	5.450	MS	7,948	0	09/09/2020	09/16/2032	
298785-HM-1	EUROPEAN INV BANK SR UNSECURED		D		1.A FE	949,970	110.6990	1,106,989	1,000,000	963,846	0	5,053	0	0	2.375	3.000	MN	2,441	23,750	03/02/2018	05/24/2027
445545-AH-9	HUNGARY REPUBLIC OF SR UNSECURED		D		2.B FE	1,945,000	109.8840	2,197,674	2,000,000	1,964,917	0	6,383	0	0	5.375	5.751	FA	38,819	107,500	07/10/2013	02/21/2023
617726-AK-0	KINGDOM OF MOROCCO SR UNSECURED		D		3.A FE	1,995,260	100.3870	2,007,733	2,000,000	1,995,276	0	16	0	0	2.375	2.412	JD	2,111	0	12/08/2020	12/15/2027
698299-BF-0	PANAMA REPUBLIC OF SR UNSECURED		D	1	2.B FE	2,846,875	114.7960	2,869,890	2,500,000	2,839,744	0	(7,131)	0	0	3.875	1.790	MS	27,966	0	11/03/2020	03/17/2028
71568Q-AE-7	PERUSAHAAN LISTRIK NEGAR SR UNSECURED		D		2.B FE	1,202,000	119.8000	1,198,001	1,000,000	1,199,379	0	(2,621)	0	0	5.450	2.480	MN	6,056	0	11/19/2020	05/21/2028
77586T-AC-0	ROMANIA SR UNSECURED		D		2.C FE	486,225	109.0220	545,110	500,000	495,728	0	1,475	0	0	4.375	4.721	FA	7,839	21,875	07/12/2013	08/22/2023
81747T-AF-9	SERBIA REPUBLIC OF SR UNSECURED		D		3.A FE	980,050	99.2000	992,005	1,000,000	980,189	0	139	0	0	2.125	2.350	JD	1,771	0	11/23/2020	12/01/2030
836205-AU-8	SOUTH AFRICA REPUBLIC OF SR UNSECURED		D		3.C FE	1,233,600	104.2060	1,563,095	1,500,000	1,250,639	0	17,039	0	0	4.300	7.118	AO	14,154	64,500	04/06/2020	10/12/2028
900123-DA-5	TURKEY REPUBLIC OF SR UNSECURED		D		4.B FE	996,120	104.2830	1,042,834	1,000,000	996,082	0	(38)	0	0	5.950	6.000	JJ	4,793	0	11/24/2020	01/15/2031
91087B-AF-7	UNITED MEXICAN STATES SR UNSECURED		D	1	2.B FE	1,088,000	117.3550	1,173,546	1,000,000	1,077,135	0	(7,906)	0	0	4.500	3.425	AO	8,625	45,000	08/09/2019	04/22/2029
AL0289-71-3	TRINIDAD GEN UNLTD SR UNSECURED		D		3.A FE	1,066,500	106.1240	1,061,239	1,000,000	1,061,239	(5,261)	0	0	0	5.250	4.122	MN	8,896	0	12/31/2020	11/04/2027
AV6717-81-4	NIGERIA REPUBLIC OF SR UNSECURED		D		4.B FE	666,000	116.0570	696,342	600,000	664,674	0	(1,326)	0	0	8.747	7.220	JJ	23,325	0	09/03/2020	01/21/2031
EK7716-88-0	IVORY COAST UNSECURED		D		4.A FE	1,087,000	114.2650	1,142,648	1,000,000	1,085,281	0	(1,719)	0	0	6.375	4.759	MS	20,896	0	11/05/2020	03/03/2028
P13435-AA-3	BANCO INTERNAC DEL PERU SUBORDINATED		D	1	3.A FE	262,560	111.3010	267,123	240,000	250,525	0	(2,945)	0	0	6.625	5.125	MS	4,505	15,900	07/14/2016	03/19/2029
<b>0699999. Subtotal - Bonds - All Other Governments - Issuer Obligations</b>						<b>17,305,160</b>	<b>XXX</b>	<b>18,390,261</b>	<b>16,840,000</b>	<b>17,344,654</b>	<b>(5,261)</b>	<b>6,419</b>	<b>0</b>	<b>0</b>	<b>XXX</b>	<b>XXX</b>	<b>XXX</b>	<b>180,165</b>	<b>278,525</b>	<b>XXX</b>	<b>XXX</b>
<b>1099999. Total - All Other Government Bonds</b>						<b>17,305,160</b>	<b>XXX</b>	<b>18,390,261</b>	<b>16,840,000</b>	<b>17,344,654</b>	<b>(5,261)</b>	<b>6,419</b>	<b>0</b>	<b>0</b>	<b>XXX</b>	<b>XXX</b>	<b>XXX</b>	<b>180,165</b>	<b>278,525</b>	<b>XXX</b>	<b>XXX</b>
34153Q-AS-5	FLORIDA ST BRD OF EDUCATION REF-CAP OUTLAY-SER E		2		1.A FE	2,325,747	120.7260	2,438,665	2,020,000	2,227,979	0	(43,988)	0	0	5.000	2.773	JD	8,417	101,000	10/30/2017	06/01/2026
57582R-FR-2	MASSACHUSETTS STATE OF SER E		2		1.B FE	2,058,434	114.0910	2,224,775	1,950,000	2,006,885	0	(11,108)	0	0	4.000	3.319	MS	26,000	78,000	12/01/2015	09/01/2037
93974D-X6-0	WASHINGTON STATE OF REF-R-2018C		2		1.B FE	5,711,050	125.9300	6,296,500	5,000,000	5,547,672	0	(73,800)	0	0	5.000	3.270	FA	104,167	250,000	11/14/2017	08/01/2034
<b>1199999. Subtotal - Bonds - U.S. States, Territories and Possessions - Issuer Obligations</b>						<b>10,096,231</b>	<b>XXX</b>	<b>10,959,940</b>	<b>8,970,000</b>	<b>9,782,536</b>	<b>0</b>	<b>(128,896)</b>	<b>0</b>	<b>0</b>	<b>XXX</b>	<b>XXX</b>	<b>XXX</b>	<b>138,584</b>	<b>429,000</b>	<b>XXX</b>	<b>XXX</b>
<b>1799999. Total - U.S. States, Territories and Possessions Bonds</b>						<b>10,096,231</b>	<b>XXX</b>	<b>10,959,940</b>	<b>8,970,000</b>	<b>9,782,536</b>	<b>0</b>	<b>(128,896)</b>	<b>0</b>	<b>0</b>	<b>XXX</b>	<b>XXX</b>	<b>XXX</b>	<b>138,584</b>	<b>429,000</b>	<b>XXX</b>	<b>XXX</b>
46743Q-NB-6	JACKSON CNTY MO CONSOL SCH MO DIRECT DEPOSIT PROGRAM		2		1.B FE	1,180,070	114.7480	1,147,480	1,000,000	1,063,966	0	(19,041)	0	0	5.000	2.871	MS	16,667	50,000	05/13/2014	03/01/2027
64966J-VJ-2	NEW YORK NY REF SER F		2		1.C FE	5,148,750	104.8900	5,244,500	5,000,000	5,022,275	0	(19,789)	0	0	5.000	4.570	FA	104,167	250,000	08/23/2013	08/01/2031
675383-RS-4	OCEANSIDE CA UNIF SCH DIST PREREFUNDED CAP APPREC SER A				1.D FE	203,549	98.0580	215,728	220,000	205,184	0	1,635	0	0	0.000	1.955	FA	0	0	08/03/2020	08/01/2024
675383-RZ-8	OCEANSIDE CA UNIF SCH DIST UNREFUNDED CAP APPREC SER A				1.D FE	1,818,067	98.3800	1,933,167	1,965,000	1,832,668	0	14,601	0	0	0.000	1.955	FA	0	0	08/03/2020	08/01/2024
851035-RV-9	SPRINGFIELD MO SCH DIST NO MO DIRECT DEPOSIT PROGRAM		2		1.B FE	3,649,860	110.2100	3,306,300	3,000,000	3,218,372	0	(98,350)	0	0	5.000	1.569	MS	50,000	150,000	06/28/2016	03/01/2031

E10

ANNUAL STATEMENT FOR THE YEAR 2020 OF THE Coventry Health Care of Missouri, Inc.

**SCHEDULE D - PART 1**

Showing All Long-Term BONDS Owned December 31 of Current Year

1	2	Codes			6	7	Fair Value		10	11	Change in Book/Adjusted Carrying Value				Interest					Dates	
		3	4	5			8	9			12	13	14	15	16	17	18	19	20	21	22
CUSIP Identification	Description	C o d e	F o r e i g n	B o n d C h a r	NAIC Designation, NAIC Designation Modifier and SVO Administrative Symbol	Actual Cost	Rate Used to Obtain Fair Value	Fair Value	Par Value	Book/ Adjusted Carrying Value	Unrealized Valuation Increase/ (Decrease)	Current Year's (Amortization) Accretion	Current Year's Other-Than-Temporary Impairment Recognized	Total Foreign Exchange Change in Book/ Adjusted Carrying Value	Rate of	Effective Rate of	When Paid	Admitted Amount Due and Accrued	Amount Received During Year	Acquired	Stated Contractual Maturity Date
851035-SN-6	SPRINGFIELD MO SCH DIST NO REF SCH MO DIRECT DEP SER B				.1.B FE	3,296,083		123,6810	2,725,000	3,025,029	0	(53,514)	0	0	5.000	2.700	MS	45,417	136,250	04/03/2017	03/01/2026
<b>1899999. Subtotal - Bonds - U.S. Political Subdivisions - Issuer Obligations</b>						15,296,379	XXX	15,217,482	13,910,000	14,367,494	0	(174,458)	0	0	XXX	XXX	XXX	216,251	586,250	XXX	XXX
<b>2499999. Total - U.S. Political Subdivisions Bonds</b>						15,296,379	XXX	15,217,482	13,910,000	14,367,494	0	(174,458)	0	0	XXX	XXX	XXX	216,251	586,250	XXX	XXX
249182-GR-1	DENVER CITY & CNTY CO APRT REV SYS SER B		2		.1.E FE	6,350,058		108,8230	6,435,000	6,414,096	0	45,952	0	0	5.000	5.181	MN	41,113	321,750	08/22/2013	11/15/2033
362835-BW-9	GAINESVILLE FL SPL OBLG TXBL				.1.D FE	1,000,000		101,2780	1,000,000	1,000,000	0	0	0	0	1.416	1.416	AO	3,619	0	09/11/2020	10/01/2026
546475-SZ-8	A-1 LOUISIANA STATE GAS & FUELS TA UNREFUNDED-REF-SER		2		.1.D FE	421,948		106,1930	385,000	396,146	0	(8,106)	0	0	5.000	2.770	MN	3,208	19,250	09/19/2017	05/01/2026
576051-DY-9	MASSACHUSETTS ST WTR RESOURCES MET GOVT NASHVILLE & DAVIDSON UNREFUNDED REF SER B		2		.1.B FE	860,588		102,7710	750,000	757,672	0	(12,860)	0	0	5.000	3.211	FA	15,625	37,500	11/09/2011	08/01/2025
592030-L5-7	MIAMI DADE CNTY FL AVIATION REVENUE BONDS		2		.1.C FE	187,386		101,7350	175,000	176,237	0	(3,285)	0	0	5.000	3.060	MN	1,118	8,750	06/21/2017	05/15/2024
59333P-XZ-6	MIAMI DADE CNTY FL SEAPORT REV SER A		2		.1.F FE	568,585		100,0000	550,000	550,018	0	(1,573)	0	0	5.250	4.850	AO	7,219	28,875	01/14/2010	10/01/2023
59335K-AT-4	MIAMI-DADE CNTY FL SEAPORT REV SER A		2		.1.G FE	3,135,570		113,8850	3,000,000	3,044,370	0	(14,685)	0	0	6.000	5.410	AO	45,000	180,000	09/11/2013	10/01/2038
593490-LL-7	MIAMI FL SPL OBLG REF- STREET & SIDEWALK IMPT		2		.1.F FE	2,216,100		127,0450	2,000,000	2,171,935	0	(21,241)	0	0	5.000	3.600	JJ	50,000	100,000	11/05/2018	01/01/2030
593490-LN-3	MIAMI FL SPL OBLG REF- STREET & SIDEWALK IMPT		2		.1.F FE	1,097,440		125,9550	1,000,000	1,077,629	0	(9,540)	0	0	5.000	3.730	JJ	25,000	50,000	11/05/2018	01/01/2032
59447P-JJ-1	MICHIGAN FIN AUTH REVENUE BONDS		2		.1.A FE	1,179,740		103,5940	1,000,000	1,015,420	0	(20,107)	0	0	5.000	2.901	AO	12,500	50,000	10/26/2011	10/01/2022
60636M-DL-8	MISSOURI ST REGL CONVENTION & REF-CONVENTION & SPORTS FAC				.1.C FE	4,379,362		102,8980	3,735,000	3,813,243	0	(124,243)	0	0	5.000	1.600	FA	70,550	186,750	04/19/2016	08/15/2021
60637A-FY-3	MISSOURI ST HLTH & EDUCNL FAC SSM HLTH CARE-SER A		2		.1.E FE	4,394,160		114,5390	4,000,000	4,151,009	0	(40,673)	0	0	5.000	3.810	JD	16,667	200,000	04/24/2014	06/01/2031
64971H-BT-2	NEW YORK CITY NY TRANSITIONAL FUTURE TAX SECURED-SUB-SER F-1		2		.1.A FE	4,572,489		125,4600	3,705,000	4,295,982	0	(85,814)	0	0	5.000	2.280	MN	30,875	185,250	09/07/2017	05/01/2030
66285W-B7-0	NORTH TEXAS TWY AUTH REV TXBL REF 1ST TIER SER B				.1.E FE	1,250,000		99,8910	1,250,000	1,250,000	0	0	0	0	1.464	1.464	JJ	3,203	0	10/02/2020	01/01/2027
696560-KY-6	PALM BEACH CNTY FL SOL WST AUT REVENUE BONDS UNREFUNDED		2		.1.C FE	515,284		103,5270	490,000	494,022	0	(5,224)	0	0	5.000	3.871	AO	6,125	24,500	09/02/2016	10/01/2025
915115-4A-4	UNIV TEXAS PERMANENT UNIV FND		2		.1.A FE	2,139,040		111,0110	2,000,000	2,042,304	0	(15,756)	0	0	5.000	4.101	JJ	50,000	100,000	01/13/2014	07/01/2041
<b>2599999. Subtotal - Bonds - U.S. Special Revenues - Issuer Obligations</b>						34,267,750	XXX	35,225,374	31,475,000	32,650,083	0	(317,155)	0	0	XXX	XXX	XXX	381,822	1,492,625	XXX	XXX
31283G-UE-5	FED HOME LOAN MTGE CORP GOLD POOL NO FG600581		4		.1.A	255		101,4600	244	246	0	(7)	0	0	9.000	8.579	MON	2	22	11/29/2000	03/01/2025
31281X-R4-4	FED HOME LOAN MTGE CORP GOLD POOL NO G02307		4		.1.A	23,349		114,3980	24,421	23,726	0	210	0	0	5.000	5.452	MON	102	1,221	06/26/2008	08/01/2036
3128PS-OT-7	Freddie Mac POOL NO J13166		4		.1.A	11,811		106,3710	11,584	11,651	0	(68)	0	0	4.000	3.717	MON	39	463	02/18/2011	10/01/2025
312941-NJ-2	FED HOME LOAN MTGE CORP GOLD POOL NO A93093		4		.1.A	98,150		111,8060	93,965	96,890	0	(777)	0	0	4.500	4.156	MON	352	4,229	11/16/2010	07/01/2040
31385C-3A-9	FED NATL MTGE ASSN POOL NO 540993		4		.1.A	209		101,6250	215	210	0	0	0	0	6.500	6.626	MON	1	14	02/08/2001	01/01/2031
3138ER-P9-5	FANNIE MAE POOL NO		4		.1.A	997,445		106,7630	1,053,865	987,111	0	(995,972)	0	0	3.000	2.808	MON	2,468	29,613	05/22/2019	11/01/2031
31402Q-H8-0	FED NATL MTGE ASSN POOL NO 735171		4		.1.A	9,482		101,5210	9,605	9,528	0	40	0	0	3.633	3.747	MON	29	349	02/08/2007	01/01/2035
3140KR-RB-7	FED NATL MTGE ASSN POOL BQ5881		4		.1.A	2,095,163		106,1750	1,986,819	2,094,458	0	(704)	0	0	2.500	2.112	MON	4,139	4,139	10/30/2020	11/01/2050
3140X3-CP-1	FED NATL MTGE ASSN POOL FM0077		4		.1.A	934,471		107,1210	948,548	933,349	0	(1,122)	0	0	3.000	2.595	MON	2,214	17,710	04/07/2020	03/01/2050
31410Q-QW-4	FED NATL MTGE ASSN POOL NO 894269		4		.1.A	22,658		102,1310	22,743	22,683	0	24	0	0	2.082	2.107	MON	39	734	10/19/2006	10/01/2036
31411E-Y9-2	FED NATL MTGE ASSN POOL NO 906236		4		.1.A	12,428		103,3950	12,413	12,410	0	(15)	0	0	3.381	3.379	MON	35	462	06/04/2007	01/01/2037
31411U-XT-3	FED NATL MTGE ASSN POOL NO 915190		4		.1.A	15,027		103,4580	14,954	14,981	0	(37)	0	0	3.682	3.654	MON	46	606	04/12/2007	04/01/2037
<b>2699999. Subtotal - Bonds - U.S. Special Revenues - Residential Mortgage-Backed Securities</b>						4,220,448	XXX	4,318,987	4,049,582	4,216,104	0	(3,543)	0	0	XXX	XXX	XXX	9,466	59,562	XXX	XXX
<b>3199999. Total - U.S. Special Revenues Bonds</b>						38,488,198	XXX	39,544,361	35,524,582	36,866,187	0	(320,698)	0	0	XXX	XXX	XXX	391,288	1,552,187	XXX	XXX
00164V-AD-5	AMC NETWORKS INC SR UNSECURED		1		.3.C FE	36,908		101,9750	37,731	36,956	0	12	0	0	5.000	5.038	AO	463	1,850	05/06/2016	04/01/2024
013817-AW-1	ALCOA INC SR UNSECURED		1		.3.A FE	370,781		109,9830	375,000	372,849	0	499	0	0	5.125	5.293	AO	4,805	19,219	06/13/2016	10/01/2024
030981-AH-7	AMERIGAS PARTNERS LP SR UNSECURED		1		.3.C FE	500,000		109,2980	500,000	500,000	0	0	0	0	5.625	5.625	MN	3,203	28,125	06/20/2016	05/20/2024
037833-DC-1	APPLE INC SR UNSECURED		1		.1.B FE	1,917,420		103,0420	2,000,000	1,986,525	0	(18,894)	0	0	2.100	3.119	MS	12,717	42,000	04/27/2018	09/12/2022
058498-AR-7	BALL CORP SR UNSECURED		1		.3.A FE	208,750		104,5060	200,000	201,624	0	(1,295)	0	0	5.000	4.296	MS	2,944	10,000	11/14/2014	03/15/2022
06406R-AP-2	BANK OF NY MELLON SR UNSECURED		2		.1.E FE	998,930		100,1500	1,000,000	998,953	0	23	0	0	0.350	0.386	JD	233	0	11/30/2020	12/07/2023
11135F-BC-4	BROADCOM INC SR UNSECURED		1		.2.C FE	999,843		114,6520	1,000,000	999,855	0	11	0	0	4.700	4.702	AO	9,922	24,283	08/07/2020	04/15/2025
1248EP-BT-9	CCO HOLDINGS LLC CAP CORP SR UNSECURED		1		.3.B FE	750,000		106,0360	750,000	750,000	0	0	0	0	5.125	5.125	MN	6,406	38,438	04/07/2020	05/01/2027
1248EP-CJ-0	CCO HOLDINGS LLC CAP CORP SR UNSECURED		1		.3.B FE	522,500		106,7560	500,000	521,997	0	(503)	0	0	4.500	3.868	MN	3,750	13,938	10/08/2020	05/01/2032

ANNUAL STATEMENT FOR THE YEAR 2020 OF THE Coventry Health Care of Missouri, Inc.

**SCHEDULE D - PART 1**

Showing All Long-Term BONDS Owned December 31 of Current Year

1	2	Codes			6	7	Fair Value		10	11	Change in Book/Adjusted Carrying Value				Interest					Dates	
		3	4	5			8	9			12	13	14	15	16	17	18	19	20	21	22
CUSIP Identification	Description	C o d e	F o r e i g n	B o n d C h a r	NAIC Designation, NAIC Designation Modifier and SVO Administrative Symbol	Actual Cost	Rate Used to Obtain Fair Value	Fair Value	Par Value	Book/ Adjusted Carrying Value	Unrealized Valuation Increase/ (Decrease)	Current Year's (Amortization) Accretion	Current Year's Other-Than-Temporary Impairment Recognized	Total Foreign Exchange Change in Book/ Adjusted Carrying Value	Rate of	Effective Rate of	When Paid	Admitted Amount Due and Accrued	Amount Received During Year	Acquired	Stated Contractual Maturity Date
21036P-AL-2	CONSTELLATION BRANDS INC SR UNSECURED			1	2.C FE	126,406	108.9950	136,244	125,000	125,471	0	(191)	0	0	4.250	4.077	MM	885	5,313	09/01/2015	05/01/2023
247361-ZN-1	DELTA AIRLINES INC SR UNSECURED			1	3.A FE	116,250	101.5810	126,976	125,000	116,525	0	275	0	0	4.375	5.515	AO	1,094	2,734	09/10/2020	04/19/2028
30231G-BH-4	EXXON MOBIL CORP SR UNSECURED			1	1.C FE	1,093,430	109.4690	1,094,694	1,000,000	1,092,999	0	(431)	0	0	2.992	0.705	MS	8,477	0	12/22/2020	03/19/2025
31428X-BY-1	FEDEX CORP SR UNSECURED			1	2.B FE	997,240	112.9420	1,129,415	1,000,000	997,609	0	369	0	0	3.800	3.859	MM	4,856	23,011	04/03/2020	05/15/2025
316773-CL-2	FIFTH THIRD BANCORP SR UNSECURED			2	2.A FE	148,959	103.4890	155,233	150,000	149,849	0	116	0	0	3.500	3.583	MM	1,546	5,250	03/02/2012	03/15/2022
345370-CW-8	FORD MOTOR CO SR UNSECURED			1	3.A FE	500,000	122.6270	613,133	500,000	500,000	0	0	0	0	9.000	9.000	AO	8,625	22,500	04/17/2020	04/22/2025
345397-ZB-2	FORD MOTOR CREDIT CO LLC SR UNSECURED			2	3.A FE	1,500,015	102.8510	1,542,767	1,500,000	1,499,912	0	13	0	0	4.140	4.141	FA	23,460	62,100	05/01/2018	02/15/2023
35671D-BL-8	FREEMONT-MCMORAN C & G SR UNSECURED			1	3.B FE	808,125	109.3900	820,426	750,000	804,979	0	(3,146)	0	0	4.550	2.423	MM	4,455	17,063	10/08/2020	11/14/2024
35671D-CC-7	FREEMONT-MCMORAN C & G SR UNSECURED			1	3.A FE	1,582,500	106.2640	1,593,965	1,500,000	1,577,212	0	(5,288)	0	0	5.000	3.270	MS	25,000	0	10/07/2020	09/01/2027
364760-AL-2	GAP INC SECURED			1	3.B FE	250,000	113.4040	283,510	250,000	250,000	0	0	0	0	8.375	8.375	MM	2,675	10,934	04/23/2020	05/15/2025
364760-AM-0	GAP INC SECURED			1	3.B FE	247,500	111.4770	278,692	250,000	247,731	0	231	0	0	8.625	8.875	MM	2,755	11,260	04/24/2020	05/15/2025
37045X-AW-6	GENERAL MOTORS FINL CO SR UNSECURED			1	2.C FE	996,030	102.9990	1,029,994	1,000,000	998,937	0	773	0	0	3.450	3.533	AO	7,763	34,500	01/11/2017	04/10/2022
37045X-CP-9	GENERAL MOTORS FINL CO SR UNSECURED			1	2.C FE	1,999,560	102.9750	2,059,510	2,000,000	1,999,777	0	148	0	0	4.200	4.208	MM	12,833	84,000	11/01/2018	11/06/2021
432891-AK-5	HILTON WORLDWIDE FIN LLC SR UNSECURED			1	3.B FE	515,310	105.4050	527,025	500,000	514,408	0	(902)	0	0	4.875	4.042	AO	6,094	0	09/30/2020	04/01/2027
460146-CP-6	INTL PAPER CO SR UNSECURED			1	2.B FE	498,120	110.0340	550,172	500,000	498,824	0	171	0	0	3.000	3.042	FA	5,667	15,000	08/02/2016	02/15/2027
46284V-AG-6	IRON MOUNTAIN INC SR UNSECURED			1	3.C FE	1,043,750	105.9800	1,059,800	1,000,000	1,043,134	0	(616)	0	0	5.000	3.952	JJ	26,250	0	12/02/2020	07/15/2028
50077L-AB-2	KRAFT HEINZ FOODS CO SR UNSECURED			1	3.A FE	229,375	107.7690	269,422	250,000	229,668	0	293	0	0	4.375	4.940	JD	911	10,938	04/07/2020	06/01/2046
50077L-AY-2	KRAFT HEINZ FOODS CO SR UNSECURED			1	3.A FE	472,500	116.0540	580,271	500,000	472,761	0	261	0	0	4.875	5.243	AO	6,094	12,188	04/07/2020	10/01/2049
526057-BN-3	LENNAR CORP SR UNSECURED			1	2.C FE	508,750	106.0440	530,221	500,000	502,855	0	(1,658)	0	0	4.750	4.382	MM	3,035	23,750	03/20/2017	11/15/2022
526057-BV-5	LENNAR CORP SR UNSECURED			1	2.C FE	945,000	113.8310	1,138,308	1,000,000	960,891	0	7,569	0	0	4.750	5.765	MM	4,090	47,500	10/26/2018	05/30/2025
526057-BY-9	LENNAR CORP SR UNSECURED			1	2.C FE	250,000	102.3540	255,884	250,000	250,000	0	0	0	0	4.125	4.125	JJ	4,755	10,313	01/05/2017	01/15/2022
526057-BZ-6	LENNAR CORP SR UNSECURED			1	2.C FE	250,000	110.8460	277,115	250,000	250,000	0	0	0	0	4.500	4.499	AO	1,906	11,250	04/19/2017	04/30/2024
527298-BK-8	LEVEL 3 FINANCING INC SR UNSECURED			1	3.B FE	256,250	101.0250	252,564	250,000	250,060	0	(1,770)	0	0	5.375	4.643	JJ	6,196	13,438	04/03/2017	01/15/2024
58013M-FJ-8	MCDONALDS CORP SR UNSECURED			1	2.A FE	992,640	109.4110	1,094,108	1,000,000	993,530	0	658	0	0	2.625	2.709	MS	8,750	27,635	08/07/2019	09/01/2029
581557-BQ-7	MCKESSON CORP SR UNSECURED			1	2.A FE	999,610	100.4970	1,004,975	1,000,000	999,615	0	5	0	0	0.900	0.908	JD	700	0	11/30/2020	12/03/2025
60871R-AG-5	MOLSON COORS BREWING CO SR UNSECURED			1	2.C FE	821,970	109.5750	821,816	750,000	821,247	0	(723)	0	0	3.000	1.144	JJ	10,375	0	12/09/2020	07/15/2026
629377-CA-8	NRG ENERGY INC SR UNSECURED			1	3.B FE	538,750	105.5290	527,647	500,000	520,732	0	(7,003)	0	0	7.250	5.567	MM	4,632	36,250	04/17/2018	05/15/2026
641062-AR-5	NESTLE HOLDINGS INC SR UNSECURED			1	1.D FE	994,830	99.3220	993,223	1,000,000	995,109	0	279	0	0	0.625	0.724	JJ	1,840	0	09/08/2020	01/15/2026
64110L-AL-0	NETFLIX INC SR UNSECURED			1	3.C FE	572,500	114.7630	573,815	500,000	567,852	0	(4,648)	0	0	5.875	2.398	AO	6,201	14,688	09/10/2020	02/15/2025
655664-AR-1	NORDSTROM INC SR UNSECURED			1	3.A FE	352,500	93.8470	469,236	500,000	353,217	0	717	0	0	5.000	7.753	JJ	11,528	0	09/11/2020	01/15/2044
67059T-AG-0	NUSTAR LOGISTICS SR UNSECURED			1	3.C FE	250,000	106.2700	265,674	250,000	250,000	0	0	0	0	5.750	5.750	AO	4,273	0	09/09/2020	10/01/2025
67059T-AH-8	NUSTAR LOGISTICS SR UNSECURED			1	3.C FE	250,000	113.1130	282,782	250,000	250,000	0	0	0	0	6.375	6.375	AO	4,737	0	09/09/2020	10/01/2030
674599-CW-3	OCCIDENTAL PETROLEUM SR UNSECURED			1	3.C FE	998,700	96.3990	983,990	1,000,000	983,990	(35,037)	248	0	0	2.900	2.928	FA	10,956	29,564	08/06/2019	08/15/2024
68389X-BA-2	ORACLE CORP SR UNSECURED			1	1.G FE	1,488,795	101.2980	1,519,471	1,500,000	1,498,061	0	3,637	0	0	2.800	3.052	JJ	20,183	42,000	05/22/2018	07/08/2021
718546-AV-6	PHILLIPS 66 SR UNSECURED			1	2.A FE	1,249,325	112.6600	1,408,253	1,250,000	1,249,358	0	33	0	0	3.850	3.862	AO	10,962	24,063	04/07/2020	04/09/2025
73179P-AK-2	POLYONE CORP SR UNSECURED			1	3.C FE	95,102	107.7760	107,776	100,000	96,243	0	1,354	2,184	0	5.250	6.182	MS	1,546	5,250	11/14/2014	03/15/2023
778296-AB-9	ROSS STORES INC SR UNSECURED			1	2.A FE	998,660	115.3930	1,153,933	1,000,000	998,785	0	125	0	0	4.600	4.630	AO	9,711	24,150	04/02/2020	04/15/2025
780153-AU-6	ROYAL CARIBBEAN CRUISE SR UNSECURED			1	4.B FE	531,000	100.6580	503,289	500,000	503,289	(7,364)	(5,383)	0	0	5.250	4.054	MM	3,354	26,250	12/21/2016	11/15/2022
785592-AH-9	SABINE PASS LIQUEFACTION 1ST LIEN			1	2.C FE	133,916	105.2350	131,544	125,000	126,396	0	(1,391)	0	0	6.250	5.038	MS	2,300	7,813	11/19/2014	03/15/2022
81761L-AB-8	SERVICE PROPERTIES TRUST SR UNSECURED			1	3.B FE	511,250	109.1470	545,735	500,000	511,095	0	(155)	0	0	5.500	5.104	JD	3,132	0	11/24/2020	12/15/2027
82967N-BQ-2	SIRIUS XM RADIO INC SR UNSECURED			1	3.C FE	263,438	106.4320	266,079	250,000	263,371	0	(67)	0	0	4.125	3.267	JJ	5,729	0	12/14/2020	07/01/2030
845467-AL-3	SOUTHWESTERN ENERGY CO SR UNSECURED			1	3.C FE	982,500	104.3150	1,043,147	1,000,000	987,117	65,889	2,649	0	0	6.450	6.817	JJ	28,308	62,000	03/27/2019	01/23/2025
85207U-AK-1	SPRINT CORP SR UNSECURED			1	3.B FE	533,750	124.1220	620,608	500,000	526,553	0	(4,564)	0	0	7.625	6.332	MS	12,708	38,125	05/20/2019	03/01/2026
86765L-AL-1	SUNOCO LP/FINANCE CORP SR UNSECURED			1	3.C FE	1,976,017	102.9030	2,058,060	2,000,000	1,980,996	0	2,444	0	0	5.500	5.682	FA	41,556	110,000	11/30/2018	02/15/2026
87264A-BA-2	T MOBILE USA INC 1ST LIEN			1	2.C FE	1,999,540	110.6280	2,212,565	2,000,000	1,999,537	0	(3)	0	0	3.500	3.505	AO	14,778	36,167	04/02/2020	04/15/2025
911365-BF-0	UNITED RENTALS INC SR UNSECURED			1	3.C FE	992,500	107.0650	1,070,649	1,000,000	994,354	0	722	0	0	5.500	5.607	FA	20,778	55,000	05/03/2018	05/15/2027
92343V-DO-4	VERIZON COMMUNICATIONS SR UNSECURED			1	2.A FE	2,485,307	103.1140	2,564,445	2,487,000	2,486,507	0	343	0	0	2.946	2.961	MS	21,573	73,267	07/06/2017	03/15/2022
962178-AN-9	WEYERHAEUSER REAL ESTATE SR UNSECURED			1	3.C FE	351,706															

ANNUAL STATEMENT FOR THE YEAR 2020 OF THE Coventry Health Care of Missouri, Inc.

**SCHEDULE D - PART 1**

Showing All Long-Term BONDS Owned December 31 of Current Year

1	2	Codes			6	7	Fair Value		10	11	Change in Book/Adjusted Carrying Value				Interest					Dates	
		3	4	5			8	9			12	13	14	15	16	17	18	19	20	21	22
CUSIP Identification	Description	C o d e	F o r e i g n	B o n d C h a r	NAIC Designation, NAIC Designation Modifier and SVO Administrative Symbol	Actual Cost	Rate Used to Obtain Fair Value	Fair Value	Par Value	Book/ Adjusted Carrying Value	Unrealized Valuation Increase/ (Decrease)	Current Year's (Amortization) Accretion	Current Year's Other-Than-Temporary Impairment Recognized	Total Foreign Exchange Change in Book/ Adjusted Carrying Value	Rate of	Effective Rate of	When Paid	Admitted Amount Due and Accrued	Amount Received During Year	Acquired	Stated Contractual Maturity Date
06738E-B0-7	BARCLAYS PLC SR UNSECURED	D	1		2.B FE	1,000,000	100.7540	1,007,535	1,000,000	1,000,000	0	0	0	0	1.007	1.007	JD	587	0	12/03/2020	12/10/2024
23636T-AD-2	DANONE SR UNSECURED	D	1		2.A FE	2,361,725	105.1660	2,629,141	2,500,000	2,425,148	0	24,565	0	0	2.589	3.710	MN	10,608	64,725	04/30/2018	11/02/2023
81180W-BA-8	SEAGATE HDD CAYMAN SR UNSECURED	D	1		3.A FE	250,000	100.0090	250,022	250,000	250,000	0	0	0	0	3.125	3.125	JJ	499	0	12/03/2020	07/15/2029
822582-AV-4	SHELL INTERNATIONAL FIN SR UNSECURED	D	1		1.D FE	1,431,735	103.8680	1,558,019	1,500,000	1,469,177	0	14,562	0	0	2.250	3.313	JJ	16,406	33,750	05/09/2018	01/06/2023
86562M-AH-3	SUMITOMO MITSUI FINL GRP SR UNSECURED	D	1		1.G FE	2,000,000	101.6440	2,032,881	2,000,000	2,000,000	0	0	0	0	2.442	2.442	AO	9,768	48,840	10/11/2016	10/19/2021
<b>3299999. Subtotal - Bonds - Industrial and Miscellaneous (Unaffiliated) - Issuer Obligations</b>						54,017,513	XXX	57,519,491	54,324,000	54,163,614	23,488	110,665	165,333	0	XXX	XXX	XXX	541,455	1,514,370	XXX	XXX
01751E-AC-2	ALLEGRO CLO LTD SER 14-1RA CLASS A1		4		1.A FE	5,469,750	99.9090	5,495,006	5,500,000	5,475,437	0	5,687	0	0	1.289	1.596	JAJO	14,175	18,994	08/11/2020	10/21/2028
03066N-AD-6	AMERICREDIT AUTOMOBILE SERIES 19-3 CLASS A3		4		1.A FE	2,041,875	101.5750	2,031,497	2,000,000	2,032,725	0	(9,150)	0	0	2.060	0.226	MON	1,488	10,300	09/29/2020	04/18/2024
03329F-AA-2	ANCHORAGE CREDIT FUNDING LTD SERIES 20-15A CLASS A		4		1.A FE	2,000,000	100.4050	2,008,096	2,000,000	2,000,000	0	0	0	0	2.068	2.222	JAJO	18,290	0	06/30/2020	07/20/2031
03765L-AX-0	APIDOS CLO SERIES 15-20A CLASS CR 144A		4		2.C FE	1,001,250	97.2580	972,581	1,000,000	998,347	0	(2,903)	0	0	3.180	3.547	JAJO	6,802	30,776	01/22/2020	07/16/2031
03767V-AF-5	APIDOS CLO SERIES 19-31A CLASS D		4		2.C FE	1,400,000	100.1030	1,401,439	1,400,000	1,400,000	0	0	0	0	3.887	4.269	JAJO	11,790	0	12/09/2020	04/15/2031
09630Q-AC-5	BLUEMOUNTAIN CLO LTD SERIES 20-30A CLASS B		4		1.C FE	1,000,000	100.0520	1,000,519	1,000,000	1,000,000	0	0	0	0	2.037	2.284	JAJO	962	0	11/20/2020	01/15/2033
254683-CM-5	DISCOVER CARD MASTER TRUST SER 19-A3 CLASS A		4		1.A FE	2,064,219	102.9030	2,058,053	2,000,000	2,057,537	0	(6,682)	0	0	1.890	0.278	MON	1,680	6,300	10/14/2020	10/15/2024
34533F-AD-3	FORD CREDIT AUTO OWNER TRUST SERIES 19-A CLASS A3		4		1.A FE	1,999,663	101.7180	2,034,360	2,000,000	1,999,896	0	137	0	0	2.780	2.803	MON	2,471	55,600	03/19/2019	09/15/2023
38138D-AJ-5	GOLDENTREE LOAN MANAGEMENT SERIES 19-5A CLASS C		4		1.F FE	1,000,000	100.2000	1,001,998	1,000,000	1,000,000	0	0	0	0	2.918	3.564	JAJO	5,918	49,466	07/25/2019	10/20/2032
55954N-AC-3	MAGNETITE CLO LTD SERIES 19-23A CLASS B		4		1.C FE	2,000,000	100.1140	2,002,286	2,000,000	2,000,000	0	0	0	0	1.965	2.500	JAJO	7,313	56,743	10/10/2019	10/25/2032
56844A-AE-9	MARINER CLO LLC SERIES 19-1A CLASS C		4		1.F FE	1,000,000	100.0950	1,000,947	1,000,000	1,000,000	0	0	0	0	3.014	4.092	JAJO	5,275	40,493	03/29/2019	04/30/2032
670881-AG-6	OPC CLO LTD SERIES 20-19A CLASS D		4		2.B FE	2,016,000	100.5950	2,011,896	2,000,000	2,018,384	0	2,384	0	0	4.688	4.937	JAJO	51,035	0	08/12/2020	07/20/2031
69355E-AE-5	PPM CLO LTD SERIES 19-3A CLASS C		4		1.F FE	500,000	99.3650	496,824	500,000	500,000	0	0	0	0	2.918	3.523	JAJO	2,999	20,470	05/03/2019	07/17/2030
77341E-AG-0	ROCKFORD TOWER CLO LTD SERIES 20-1A CLASS D		4		2.C FE	1,500,000	99.9980	1,499,970	1,500,000	1,500,000	0	0	0	0	3.968	4.333	JAJO	1,488	0	12/04/2020	01/20/2032
77341E-AG-0	ROCKFORD TOWER CLO LTD SERIES 2019-2A CLASS C 144A		4		1.F FE	1,000,000	100.0880	1,000,880	1,000,000	1,000,000	0	0	0	0	2.724	3.481	FMAN	3,178	50,731	06/19/2019	08/20/2032
80286K-AC-6	SANTANDER RETAIL AUTO LEASE SERIES 20-A CLASS A3		4		1.A FE	2,044,609	102.1540	2,043,087	2,000,000	2,040,473	0	(4,137)	0	0	1.740	0.468	MON	1,062	5,800	10/29/2020	07/20/2023
87250C-AJ-6	TICP CLO LTD SERIES 2019-14A CLASS C 144A		4		2.C FE	1,000,000	100.5580	1,005,581	1,000,000	1,000,000	0	0	0	0	4.118	5.017	JAJO	8,351	58,603	08/07/2019	10/20/2032
87250C-AJ-6	TICP CLO LTD SERIES 20-15A CLASS B 144A		4		1.C FE	2,692,500	100.0260	3,000,768	3,000,000	2,661,293	0	(31,207)	0	0	1.918	4.212	JAJO	11,670	55,418	04/06/2020	04/20/2033
92348C-AA-9	VERIZON OWNER TRUST SERIES 20-C CLASS A		4		1.A FE	999,838	100.1580	1,001,585	1,000,000	999,848	0	10	0	0	0.410	0.417	MON	125	558	10/27/2020	04/21/2025
<b>3599999. Subtotal - Bonds - Industrial and Miscellaneous (Unaffiliated) - Other Loan-Backed and Structured Securities</b>						32,729,704	XXX	33,067,373	32,900,000	32,683,940	0	(45,861)	0	0	XXX	XXX	XXX	156,072	460,252	XXX	XXX
<b>3899999. Total - Industrial and Miscellaneous (Unaffiliated) Bonds</b>						86,747,217	XXX	90,586,864	87,224,000	86,847,554	23,488	64,804	165,333	0	XXX	XXX	XXX	697,527	1,974,622	XXX	XXX
92553P-BD-3	VIACOM INC JR SUBORDINATED		2		3.A FE	440,905	103.6060	451,721	436,000	437,475	0	(1,231)	0	0	5.875	5.562	FA	8,752	25,615	01/25/2018	02/28/2057
<b>4299999. Subtotal - Bonds - Hybrid Securities - Issuer Obligations</b>						440,905	XXX	451,721	436,000	437,475	0	(1,231)	0	0	XXX	XXX	XXX	8,752	25,615	XXX	XXX
<b>4899999. Total - Hybrid Securities</b>						440,905	XXX	451,721	436,000	437,475	0	(1,231)	0	0	XXX	XXX	XXX	8,752	25,615	XXX	XXX
<b>5599999. Total - Parent, Subsidiaries and Affiliates Bonds</b>						0	XXX	0	0	0	0	0	0	0	XXX	XXX	XXX	0	0	XXX	XXX
<b>6099999. Subtotal - SVO Identified Funds</b>						0	XXX	0	0	0	0	0	0	0	XXX	XXX	XXX	0	0	XXX	XXX
<b>6599999. Subtotal - Unaffiliated Bank Loans</b>						0	XXX	0	0	0	0	0	0	0	XXX	XXX	XXX	0	0	XXX	XXX
<b>7699999. Total - Issuer Obligations</b>						181,668,505	XXX	191,399,732	176,978,000	179,409,949	18,227	(308,469)	194,491	0	XXX	XXX	XXX	1,621,885	5,168,479	XXX	XXX
<b>7799999. Total - Residential Mortgage-Backed Securities</b>						5,240,312	XXX	5,445,999	5,113,152	5,238,500	0	(1,640)	0	0	XXX	XXX	XXX	12,146	91,729	XXX	XXX
<b>7899999. Total - Commercial Mortgage-Backed Securities</b>						0	XXX	0	0	0	0	0	0	0	XXX	XXX	XXX	0	0	XXX	XXX
<b>7999999. Total - Other Loan-Backed and Structured Securities</b>						32,729,704	XXX	33,067,373	32,900,000	32,683,940	0	(45,861)	0	0	XXX	XXX	XXX	156,072	460,252	XXX	XXX
<b>8099999. Total - SVO Identified Funds</b>						0	XXX	0	0	0	0	0	0	0	XXX	XXX	XXX	0	0	XXX	XXX
<b>8199999. Total - Affiliated Bank Loans</b>						0	XXX	0	0	0	0	0	0	0	XXX	XXX	XXX	0	0	XXX	XXX
<b>8299999. Total - Unaffiliated Bank Loans</b>						0	XXX	0	0	0	0	0	0	0	XXX	XXX	XXX	0	0	XXX	XXX
<b>8399999 - Total Bonds</b>						219,638,521	XXX	229,913,104	214,991,152	217,332,389	18,227	(355,970)	194,491	0	XXX	XXX	XXX	1,790,103	5,720,460	XXX	XXX

ANNUAL STATEMENT FOR THE YEAR 2020 OF THE Coventry Health Care of Missouri, Inc.

1A ..\$ .....	83,054,040	1B ..\$ .....	17,586,121	1C ..\$ .....	18,259,719	1D ..\$ .....	5,898,284	1E ..\$ .....	12,814,058	1F ..\$ .....	7,299,582	1G ..\$ .....	7,510,412
2A ..\$ .....	9,302,792	2B ..\$ .....	11,615,992	2C ..\$ .....	15,144,181								
3A ..\$ .....	10,664,925	3B ..\$ .....	4,897,555	3C ..\$ .....	9,535,402								
4A ..\$ .....	1,585,281	4B ..\$ .....	2,164,045	4C ..\$ .....	0								
5A ..\$ .....	0	5B ..\$ .....	0	5C ..\$ .....	0								
6 ..\$ .....	0												

Schedule D - Part 2 - Section 1 - Preferred Stocks Owned

**N O N E**

Schedule D - Part 2 - Section 2 - Common Stocks Owned

**N O N E**

ANNUAL STATEMENT FOR THE YEAR 2020 OF THE Coventry Health Care of Missouri, Inc.

**SCHEDULE D - PART 3**

Showing All Long-Term Bonds and Stocks ACQUIRED During Current Year

1	2	3	4	5	6	7	8	9
CUSIP Identification	Description	Foreign	Date Acquired	Name of Vendor	Number of Shares of Stock	Actual Cost	Par Value	Paid for Accrued Interest and Dividends
912810-SP-4	US TREASURY NOTE/BOND 1.375% 08/15/50		10/30/2020	Evercore Group LLC		941,875	1,000,000	2,952
91282C-AJ-0	US TREASURY NOTE/BOND 0.250% 08/31/25		08/31/2020	Strategas Securities, LLC		4,996,484	5,000,000	35
91282C-AY-7	US TREASURY NOTE/BOND US TREASURY N/B 0.625% 11/30/27		11/30/2020	MIZUHO SECURITIES USA		2,001,875	2,000,000	34
<b>0599999. Subtotal - Bonds - U.S. Governments</b>						<b>7,940,234</b>	<b>8,000,000</b>	<b>3,021</b>
05675M-2D-5	BAHRAIN KINGDOM OF SR UNSECURED 5.450% 09/16/32	D.	09/09/2020	Citigroup Global Markets Inc		500,000	500,000	0
617726-AK-0	KINGDOM OF MOROCCO SR UNSECURED 2.375% 12/15/27	D.	12/08/2020	CHASE SECURITIES		1,995,260	2,000,000	0
698299-BF-0	PANAMA REPUBLIC OF SR UNSECURED 3.875% 03/17/28	D.	11/03/2020	Anherst Pierpont Securities LL		2,846,875	2,500,000	12,917
71568Q-AE-7	PERUSHAAN LISTRIK NEGAR SR UNSECURED 5.450% 05/21/28	D.	11/19/2020	Anherst Pierpont Securities LL		1,202,000	1,000,000	303
817477-AF-9	SERBIA REPUBLIC OF SR UNSECURED 2.125% 12/01/30	D.	11/23/2020	Deutsche Bank - 2485 DTC		980,050	1,000,000	0
836205-AU-8	SOUTH AFRICA REPUBLIC OF SR UNSECURED 4.300% 10/12/28	D.	04/06/2020	CHASE SECURITIES		1,233,600	1,500,000	31,533
900123-DA-5	TURKEY REPUBLIC OF SR UNSECURED 5.950% 01/15/31	D.	11/24/2020	HSBC SEC INC		996,120	1,000,000	0
AL0289-71-3	TRINIDAD GEN UNLTD SR UNSECURED 5.250% 11/04/27	D.	12/31/2020	OPPENHEIMER & CO		1,066,500	1,000,000	8,896
AV6717-81-4	NIGERIA REPUBLIC OF SR UNSECURED 8.747% 01/21/31	D.	09/03/2020	Anherst Pierpont Securities LL		666,000	600,000	6,852
EK7716-88-0	IVORY COAST UNSECURED 6.375% 03/03/28	D.	11/05/2020	J P MORGAN - 95724		1,087,000	1,000,000	11,688
<b>1099999. Subtotal - Bonds - All Other Governments</b>						<b>12,573,405</b>	<b>12,100,000</b>	<b>72,189</b>
675383-RS-4	OCEANSIDE CA UNIF SCH DIST PREREFUNDED CAP APPREC SER A 0.000% 08/01/24		08/03/2020	Tax Free Exchange		203,549	220,000	0
675383-RZ-8	OCEANSIDE CA UNIF SCH DIST UNREFUNDED CAP APPREC SER A 0.000% 08/01/24		08/03/2020	Tax Free Exchange		1,818,067	1,965,000	0
<b>2499999. Subtotal - Bonds - U.S. Political Subdivisions of States, Territories and Possessions</b>						<b>2,021,616</b>	<b>2,185,000</b>	<b>0</b>
3140KR-RB-7	FED NATL MTGE ASSN POOL B05881 2.500% 11/01/50		10/30/2020	Citigroup Global Markets Inc		2,095,163	1,986,819	414
3140X3-CP-1	FED NATL MTGE ASSN POOL F10077 3.000% 03/01/50		04/07/2020	JPM-CHASE		934,471	885,492	886
362835-BW-9	GAINESVILLE FL SPL OBLG TXBL 1.416% 10/01/26		09/11/2020	BANC AMERICA		1,000,000	1,000,000	0
66285II-B7-0	NORTH TEXAS TIIV AUTH REV TXBL REF 1ST TIER SER B 1.464% 01/01/27		10/02/2020	BANC AMERICA		1,250,000	1,250,000	0
<b>3199999. Subtotal - Bonds - U.S. Special Revenues</b>						<b>5,279,634</b>	<b>5,122,311</b>	<b>1,300</b>
01751E-AC-2	ALLEGRO CLO LTD SER 14-1RA CLASS A1 1.289% 10/21/28		08/11/2020	CHASE SECURITIES		5,469,750	5,500,000	4,749
03066N-AD-6	AMERICREDIT AUTOMOBILE SERIES 19-3 CLASS A3 2.060% 04/18/24		09/29/2020	BANC AMERICA		2,041,875	2,000,000	1,488
03329F-AA-2	ANCHORAGE CREDIT FUNDING LTD SERIES 20-15A CLASS A 2.068% 07/20/31		06/30/2020	Citigroup Global Markets Inc		2,000,000	2,000,000	0
03765L-AX-0	APIDOS CLO SERIES 15-20A CLASS CR 144A 3.180% 07/16/31		01/22/2020	MORGAN STANLEY		1,001,250	1,000,000	1,065
03767V-AF-5	APIDOS CLO SERIES 19-31A CLASS D 3.887% 04/15/31		12/09/2020	WACHOVIA		1,400,000	1,400,000	8,616
06406R-AP-2	BANK OF NY MELLON SR UNSECURED 0.350% 12/07/23		11/30/2020	MORGAN STANLEY		998,930	1,000,000	0
09630Q-AC-5	BLUEMOUNTAIN CLO LTD SERIES 20-30A CLASS B 2.037% 01/15/33		11/20/2020	Royal Bank and Trust		1,000,000	1,000,000	0
11135F-BC-4	BROADCOM INC SR UNSECURED 4.700% 04/15/25		08/07/2020	Tax Free Exchange		999,843	1,000,000	15,406
1248EP-BT-9	COO HOLDINGS LLC CAP CORP SR UNSECURED 5.125% 05/01/27		04/07/2020	CHASE SECURITIES		750,000	750,000	16,870
1248EP-CJ-0	COO HOLDINGS LLC CAP CORP SR UNSECURED 4.500% 05/01/32		10/08/2020	PRESSPRICH		522,500	500,000	12,813
247361-ZN-1	DELTA AIRLINES INC SR UNSECURED 4.375% 04/19/28		09/10/2020	Credit Suisse Securities USA L		116,250	125,000	2,203
254683-OM-5	DISCOVER CARD MASTER TRUST SER 19-A3 CLASS A 1.890% 10/15/24		10/14/2020	BANC AMERICA		2,044,219	2,000,000	105
30231G-BH-4	EXXON MOBIL CORP SR UNSECURED 2.992% 03/19/25		12/22/2020	MITSUBISHI		1,093,430	1,000,000	7,896
31428X-BY-1	FEDEX CORP SR UNSECURED 3.800% 05/15/25		04/03/2020	CHASE SECURITIES		997,240	1,000,000	0
345370-CW-8	FORD MOTOR CO SR UNSECURED 9.000% 04/22/25		04/17/2020	GOLDMAN SACHS & CO		500,000	500,000	0
35671D-BL-8	FREEMPORT-MCMORAN C & G SR UNSECURED 4.550% 11/14/24		10/08/2020	Seaport Group		808,125	750,000	14,124
35671D-CC-7	FREEMPORT-MCMORAN C & G SR UNSECURED 5.000% 09/01/27		10/07/2020	BARCLAY INVESTMENTS		1,582,500	1,500,000	7,917
364760-AL-2	GAP INC SECURED 8.375% 05/15/23		04/23/2020	MORGAN STANLEY		250,000	250,000	0
364760-AM-0	GAP INC SECURED 8.625% 05/15/25		04/24/2020	GOLDMAN SACHS & CO		247,500	250,000	0
432891-AK-5	HILTON WORLDWIDE FIN LLC SR UNSECURED 4.875% 04/01/27		09/30/2020	MarketAxess		515,310	500,000	68
46284V-AG-6	IRON MOUNTAIN INC SR UNSECURED 5.000% 07/15/28		12/02/2020	CHASE SECURITIES		1,043,750	1,000,000	22,500
50077L-AB-2	KRAFT HEINZ FOODS CO SR UNSECURED 4.375% 06/01/46		04/07/2020	CHASE SECURITIES		229,375	250,000	3,889
50077L-AY-2	KRAFT HEINZ FOODS CO SR UNSECURED 4.875% 10/01/49		04/07/2020	CHASE SECURITIES		472,500	500,000	542
581557-BQ-7	MCKESSON CORP SR UNSECURED 0.900% 12/03/25		11/30/2020	BOFA SECURITIES INC		999,610	1,000,000	0
60871R-AG-5	MOLSON COORS BREWING CO SR UNSECURED 3.000% 07/15/26		12/09/2020	JEFFRIES		821,970	750,000	9,120
641062-AR-5	NESTLE HOLDINGS INC SR UNSECURED 0.625% 01/15/26		09/08/2020	Citigroup Global Markets Inc		994,830	1,000,000	0
64110L-AL-0	NETFLIX INC SR UNSECURED 5.875% 02/15/25		09/10/2020	BARCLAY INVESTMENTS		572,500	500,000	12,158
655664-AR-1	NORDSTROM INC SR UNSECURED 5.000% 01/15/44		09/11/2020	GOLDMAN SACHS & CO		352,500	500,000	4,167
67059T-AG-0	NUSTAR LOGISTICS SR UNSECURED 5.750% 10/01/25		09/09/2020	Citigroup Global Markets Inc		250,000	250,000	0
67059T-AH-8	NUSTAR LOGISTICS SR UNSECURED 6.375% 10/01/30		09/09/2020	Citigroup Global Markets Inc		250,000	250,000	0
670881-AG-6	OPC CLO LTD SERIES 20-19A CLASS D 4.688% 07/20/31		08/12/2020	Natixis Securities Americas LL		2,016,000	2,000,000	13,305
718546-AV-6	PHILLIPS 66 SR UNSECURED 3.850% 04/09/25		04/07/2020	MIZUHO SECURITIES USA		1,249,326	1,250,000	0
77341E-AG-0	ROCKFORD TOWER CLO LTD SERIES 20-1A CLASS D 3.968% 01/20/32		12/04/2020	CHASE SECURITIES		1,500,000	1,500,000	0
778296-AB-9	ROSS STORES INC SR UNSECURED 4.600% 04/15/25		04/02/2020	CHASE SECURITIES		998,660	1,000,000	0
80286K-AC-6	SANTANDER RETAIL AUTO LEASE SERIES 20-A CLASS A3 1.740% 07/20/23		10/29/2020	BANC AMERICA		2,044,609	2,000,000	1,160
81761L-AB-8	SERVICE PROPERTIES TRUST SR UNSECURED 5.500% 12/15/27		11/24/2020	Imperial Capital		511,250	500,000	535
82967N-BG-2	SIRIUS XM RADIO INC SR UNSECURED 4.125% 07/01/30		12/14/2020	GOLDMAN SACHS & CO		263,438	250,000	5,299
87250R-AB-0	TICP CLO LTD SERIES 20-15A CLASS B 144A 1.918% 04/20/33		04/06/2020	CHASE SECURITIES		2,692,500	3,000,000	11,673
87264A-BA-2	T MOBILE USA INC 1ST LIEN 3.500% 04/15/25		04/02/2020	DEUTSCHE BANK		1,999,540	2,000,000	0
92348C-AA-9	VERIZON OWNER TRUST SERIES 20-C CLASS A 0.410% 04/21/25		10/27/2020	BANC AMERICA		999,838	1,000,000	0
06738E-BQ-7	BARCLAYS PLC SR UNSECURED 1.007% 12/10/24	D.	12/03/2020	BARCLAY INVESTMENTS		1,000,000	1,000,000	0

E13

ANNUAL STATEMENT FOR THE YEAR 2020 OF THE Coventry Health Care of Missouri, Inc.

**SCHEDULE D - PART 3**

Showing All Long-Term Bonds and Stocks ACQUIRED During Current Year

1 CUSIP Identification	2 Description	3 Foreign	4 Date Acquired	5 Name of Vendor	6 Number of Shares of Stock	7 Actual Cost	8 Par Value	9 Paid for Accrued Interest and Dividends
81180W-BA-8	SEAGATE HDD CAYMAN SR UNSECURED 3.125% 07/15/29	D	12/03/2020	MORGAN STANLEY		250,000	250,000	0
3899999. Subtotal - Bonds - Industrial and Miscellaneous (Unaffiliated)						45,870,918	45,775,000	177,668
8399997. Total - Bonds - Part 3						73,685,807	73,182,311	254,178
8399998. Total - Bonds - Part 5						3,520,411	3,494,681	1,762
8399999. Total - Bonds						77,206,218	76,676,992	255,940
8999997. Total - Preferred Stocks - Part 3						0	XXX	0
8999998. Total - Preferred Stocks - Part 5						0	XXX	0
8999999. Total - Preferred Stocks						0	XXX	0
9799997. Total - Common Stocks - Part 3						0	XXX	0
9799998. Total - Common Stocks - Part 5						0	XXX	0
9799999. Total - Common Stocks						0	XXX	0
9899999. Total - Preferred and Common Stocks						0	XXX	0
9999999 - Totals						77,206,218	XXX	255,940

ANNUAL STATEMENT FOR THE YEAR 2020 OF THE Coventry Health Care of Missouri, Inc.

**SCHEDULE D - PART 4**

Showing All Long-Term Bonds and Stocks SOLD, REDEEMED or Otherwise DISPOSED OF During Current Year

1	2	3	4	5	6	7	8	9	10	Change In Book/Adjusted Carrying Value					16	17	18	19	20	21	
										11	12	13	14	15							
CUSIP Identification	Description	Foreign	Disposal Date	Name of Purchaser	Number of Shares of Stock	Consideration	Par Value	Actual Cost	Prior Year Book/ Adjusted Carrying Value	Unrealized Valuation Increase/ Decrease	Current Year's (Amortization)/ Accretion	Current Year's Other-Than-Temporary Impairment Recognized	Total Change in Book/ Adjusted Carrying Value (11+12-13)	Total Foreign Exchange Change in Book/ Adjusted Carrying Value	Book/ Adjusted Carrying Value at Disposal Date	Foreign Exchange Gain (Loss) on Disposal	Realized Gain (Loss) on Disposal	Total Gain (Loss) on Disposal	Bond Interest/ Stock Dividends Received During Year	Stated Contractual Maturity Date	
36179T-XT-7	GOVT NATL MTGE ASSN 11 SF POOL NO G2 MA5137 3.000% 05/20/48		12/01/2020	Paydown		559,178	559,178	536,024	536,355	0	22,823	0	22,823	0	559,178	0	0	0	10,274	05/20/2048	
36202D-OZ-7	GOVT NATL MTGE ASSN 11 POOL NO 003172 6.000% 12/20/31		12/01/2020	Paydown		2,109	2,109	2,099	2,100	0	9	0	9	0	2,109	0	0	0	68	12/20/2031	
912828-6T-2	US TREASURY NOTE/BOND 2.375% 05/15/29		01/27/2020	MIZUHO SECURITIES USA		106,563	100,000	102,469	102,340	0	(17)	0	(17)	0	102,322	0	4,240	4,240	483	05/15/2029	
<b>059999. Subtotal - Bonds - U.S. Governments</b>						667,850	661,287	640,592	640,795	0	22,815	0	22,815	0	663,609	0	4,240	4,240	10,825	XXX	
040114-HG-8	ARGENTINA REPUBLIC OF SR UNSECURED 7.125% 07/06/36	D	01/02/2020	HSBC SEC INC		472,500	1,000,000	427,914	429,746	0	126	0	126	0	429,872	0	42,628	42,628	35,625	07/06/2036	
EK4044-73-2	SENEGAL REPUBLIC OF SR UNSECURED 6.250% 07/30/24	D	04/01/2020	JEFFRIES		940,000	1,000,000	1,043,750	1,039,490	0	(2,004)	0	(2,004)	0	1,037,486	0	(97,486)	(97,486)	42,188	07/30/2024	
<b>109999. Subtotal - Bonds - All Other Governments</b>						1,412,500	2,000,000	1,471,664	1,469,236	0	(1,878)	0	(1,878)	0	1,467,358	0	(54,858)	(54,858)	77,813	XXX	
675383-OV-8	OCEANSIDE CA UNIF SCH DIST UNREFUNDED CABS ELECTION 2008 0.000% 08/01/24		08/03/2020	Tax Free Exchange		2,021,617	2,185,000	1,969,952	1,998,585	0	23,031	0	23,031	0	2,021,617	0	0	0	0	08/01/2024	
<b>249999. Subtotal - Bonds - U.S. Political Subdivisions of States, Territories and Possessions</b>						2,021,617	2,185,000	1,969,952	1,998,585	0	23,031	0	23,031	0	2,021,617	0	0	0	0	0	XXX
31281L-AR-9	FED HOME LOAN MTGE CORP POOL NO FGN70016 11.000% 07/01/20		03/01/2020	Paydown		300	300	324	301	0	(1)	0	(1)	0	300	0	0	0	4	07/01/2020	
31283G-UE-5	FED HOME LOAN MTGE CORP GOLD POOL NO FGG00581 9.000% 03/01/25		12/01/2020	Paydown		55	55	57	57	0	(2)	0	(2)	0	55	0	0	0	3	03/01/2025	
3128LX-R4-4	FED HOME LOAN MTGE CORP GOLD POOL NO 602307 5.000% 08/01/36		12/01/2020	Paydown		7,241	7,241	6,923	6,973	0	268	0	268	0	7,241	0	0	0	199	08/01/2036	
3128PS-QT-7	Freddie Mac POOL NO J13166 4.000% 10/01/25		12/01/2020	Paydown		5,620	5,620	5,730	5,686	0	(65)	0	(65)	0	5,620	0	0	0	114	10/01/2025	
312903-NJ-2	FREDDIE MAC SER 121 CLASS D 4.500% 03/15/21		01/11/2020	Paydown		0	0	0	0	0	0	0	0	0	0	0	0	0	0	03/15/2021	
312941-NJ-2	FED HOME LOAN MTGE CORP GOLD POOL NO A93093 4.500% 07/01/40		12/01/2020	Paydown		27,763	27,763	29,000	28,857	0	(1,094)	0	(1,094)	0	27,763	0	0	0	741	07/01/2040	
31295W-PS-1	FED HOME LOAN MTGE CORP GOLD POOL NO A01333 10.000% 03/01/21		06/01/2020	Paydown		1	1	1	1	0	0	0	0	0	1	0	0	0	0	03/01/2021	
31379R-EN-4	FED NATL MTGE ASSN POOL NO 426841 10.000% 04/01/21		11/01/2020	Paydown		356	356	382	356	0	0	0	0	0	356	0	0	0	18	04/01/2021	
31385C-3A-9	FED NATL MTGE ASSN POOL NO 540893 6.500% 01/01/31		12/01/2020	Paydown		42	42	42	42	0	0	0	0	0	42	0	0	0	2	01/01/2031	
3138ER-P9-5	FANNIE MAE POOL NO 3.000% 11/01/31		12/01/2020	Paydown		201,075	201,075	203,180	203,102	0	(2,026)	0	(2,026)	0	201,075	0	0	0	3,564	11/01/2031	
31402Q-W8-0	FED NATL MTGE ASSN POOL NO 735171 3.633% 01/01/35		12/01/2020	Paydown		492	492	486	486	0	6	0	6	0	492	0	0	0	10	01/01/2035	
31410Q-QW-4	FED NATL MTGE ASSN POOL NO 894269 2.082% 10/01/36		12/01/2020	Paydown		8,359	8,359	8,327	8,328	0	31	0	31	0	8,359	0	0	0	145	10/01/2036	
31411E-Y9-2	FED NATL MTGE ASSN POOL NO 906236 3.381% 01/01/37		12/01/2020	Paydown		535	535	536	536	0	0	0	0	0	535	0	0	0	11	01/01/2037	
31411U-XT-3	FED NATL MTGE ASSN POOL NO 915190 3.682% 04/01/37		12/01/2020	Paydown		7,406	7,406	7,443	7,439	0	(32)	0	(32)	0	7,406	0	0	0	244	04/01/2037	
<b>319999. Subtotal - Bonds - U.S. Special Revenues</b>						259,245	259,245	262,431	262,164	0	(2,915)	0	(2,915)	0	259,245	0	0	0	5,055	XXX	
00130H-BT-1	AES CORP SR UNSECURED 4.875% 05/15/23		06/05/2020	Corporate Actions		421,641	430,000	421,400	425,400	0	550	0	550	0	425,949	0	(4,308)	(4,308)	11,646	05/15/2023	
00164V-AD-5	AMC NETWORKS INC SR UNSECURED 5.000% 04/01/24		04/17/2020	OPPENHEIMER & CO.		459,528	463,000	461,843	462,300	0	65	0	65	0	462,365	0	(2,837)	(2,837)	12,861	04/01/2024	
00164V-AE-3	AMC NETWORKS INC SR UNSECURED 4.750% 08/01/25		01/13/2020	BARCLAY INVESTMENTS		1,013,750	1,000,000	1,016,250	1,006,063	8,734	(134)	0	8,600	0	1,014,662	0	(912)	(912)	21,639	08/01/2025	
013817-AU-5	ALCOA INC SR UNSECURED 6.150% 08/15/20		04/06/2020	Call		229,534	225,000	249,750	227,731	0	(1,166)	0	(1,166)	0	226,565	0	(1,565)	(1,565)	13,413	08/15/2020	
013817-AV-3	ALCOA INC SR UNSECURED 5.400% 04/15/21		05/07/2020	Corporate Actions		186,200	190,000	192,613	190,633	0	(201)	0	(201)	0	190,432	0	(4,232)	(4,232)	5,757	04/15/2021	
013817-AV-3	ALCOA INC SR UNSECURED 5.400% 04/15/21		04/06/2020	Call		63,021	60,000	60,825	60,200	0	(46)	0	(46)	0	60,154	0	(154)	(154)	4,560	04/15/2021	
013822-AA-9	ALCOA NEDERLAND HOLDING SR UNSECURED 6.750% 09/30/24		09/11/2020	MarketAcess		1,035,030	1,000,000	1,013,750	1,006,855	0	(1,623)	0	(1,623)	0	1,005,232	0	29,798	29,798	64,688	09/30/2024	
035242-AL-0	ANHEUSER-BUSCH INBEV FIN SR UNSECURED 3.300% 02/01/23		07/07/2020	Corporate Actions		957,435	899,000	932,263	917,741	0	(3,215)	0	(3,215)	0	914,526	0	42,909	42,909	27,689	02/01/2023	
03674P-AL-7	ANTERO RESOURCES FINANCE CORP SR UNSECURED 5.375% 11/01/21		03/03/2020	BOFA SECURITIES INC		363,125	415,000	394,575	394,575	0	1,847	0	1,847	0	396,421	0	(33,296)	(33,296)	7,683	11/01/2021	

E14

ANNUAL STATEMENT FOR THE YEAR 2020 OF THE Coventry Health Care of Missouri, Inc.

**SCHEDULE D - PART 4**

Showing All Long-Term Bonds and Stocks SOLD, REDEEMED or Otherwise DISPOSED OF During Current Year

1	2	3	4	5	6	7	8	9	10	Change In Book/Adjusted Carrying Value					16	17	18	19	20	21	
										11	12	13	14	15							
CUSIP Identification	Description	Foreign	Disposal Date	Name of Purchaser	Number of Shares of Stock	Consideration	Par Value	Actual Cost	Prior Year Book/ Adjusted Carrying Value	Unrealized Valuation Increase/ Decrease	Current Year's (Amortization)/ Accretion	Current Year's Other-Than-Temporary Impairment Recognized	Total Change in Book/ Adjusted Carrying Value (11+12-13)	Total Foreign Exchange Change in Book/ Adjusted Carrying Value	Book/ Adjusted Carrying Value at Disposal Date	Foreign Exchange Gain (Loss) on Disposal	Realized Gain (Loss) on Disposal	Total Gain (Loss) on Disposal	Bond Interest/ Stock Dividends Received During Year	Stated Contractual Maturity Date	
03674X-AC-0	ANTERO RESSOURCES CORP SR UNSECURED 5.125% 12/01/22		03/09/2020	DEUTSCHE BANK		41,563	125,000	113,125	111,867	7,568	332	0	7,900	0	119,767	0	(78,204)	(78,204)	1,780	12/01/2022	
14314J-AC-4	CARMX AUTO OWNER TR SER 17-1 CLASS A3 1.980% 11/15/21		10/15/2020	Paydown		342,689	342,685	343,328	342,778	0	(93)	0	(93)	0	342,685	0	0	0	2,766	11/15/2021	
14314P-AC-0	CARMX AUTO OWNER TR SER 17-2 CLASS A3 1.930% 03/15/22		12/15/2020	Paydown		970,228	970,228	970,100	970,203	0	25	0	25	0	970,228	0	0	0	9,644	03/15/2022	
14987R-AA-6	CB ESCROW CORP SR UNSECURED 8.000% 10/15/25		01/16/2020	OPPENHEIMER & CO.		530,000	500,000	477,500	481,223	0	136	0	136	0	481,359	0	48,641	48,641	10,667	10/15/2025	
17325F-AN-8	CITIBANK NA SR UNSECURED 3.050% 05/01/20		05/01/2020	Maturity		1,550,000	1,550,000	1,549,489	1,549,833	0	167	0	167	0	1,550,000	0	0	0	23,638	05/01/2020	
228227-BE-3	CROWN CASTLE INTL CORP SR UNSECURED 4.875% 04/15/22		07/06/2020	Call 107.3990		536,995	500,000	496,875	498,877	0	233	0	233	0	499,110	0	890	890	54,667	04/15/2022	
23311V-AH-0	DOP MIDSTREAM OPERATING SR UNSECURED 5.125% 05/15/29		09/30/2020	Royal Bank and Trust		987,500	1,000,000	1,000,000	1,000,000	0	0	0	0	0	1,000,000	0	(12,500)	(12,500)	45,128	05/15/2029	
364725-BA-8	GANNETT CO INC SR UNSECURED 5.125% 07/15/20		02/11/2020	Call 100.0000		103,000	103,000	104,931	103,000	0	0	0	0	0	103,000	0	0	0	3,021	07/15/2020	
404119-BU-2	HCA INC 1ST LIEN 4.500% 02/15/27		07/07/2020	BARCLAY INVESTMENTS		559,515	500,000	539,020	538,066	0	(2,718)	0	(2,718)	0	535,349	0	24,166	24,166	20,250	02/15/2027	
404121-AD-7	HCA INC SR UNSECURED 7.500% 02/15/22		03/13/2020	Call 112.0162		560,081	500,000	571,875	531,469	0	(2,837)	0	(2,837)	0	528,632	0	(28,632)	(28,632)	81,748	02/15/2022	
40434C-AD-7	HSBC USA INC SR UNSECURED 3.500% 06/23/24		05/27/2020	GOLDMAN SACHS & CO		1,623,165	1,500,000	1,478,490	1,483,887	0	1,335	0	1,335	0	1,485,229	0	137,940	137,940	22,750	06/23/2024	
421924-BK-6	HEALTHSOUTH CORP SR UNSECURED 5.750% 11/01/24		09/11/2020	CANTOR FITZGERALD		291,728	291,000	292,310	291,306	0	(298)	0	(298)	0	291,008	0	719	719	14,594	11/01/2024	
527298-BF-9	LEVEL 3 FINANCING INC SR UNSECURED 5.125% 05/01/23		09/11/2020	Call 100.0000		100,000	100,000	94,538	97,211	0	543	0	543	0	97,754	0	2,246	2,246	5,267	05/01/2023	
532716-AU-1	LIMITED BRANDS INC SR NOTES 5.625% 02/15/22		10/16/2020	Corporate Actions		73,815	74,000	79,920	75,658	0	(603)	0	(603)	0	75,055	0	(1,240)	(1,240)	4,868	02/15/2022	
55335V-AE-0	MPLX LP SR UNSECURED 4.500% 07/15/23		04/29/2020	BARCLAY INVESTMENTS		120,000	120,000	97,817	106,981	0	1,067	0	1,067	0	108,048	0	11,952	11,952	4,290	07/15/2023	
581557-BM-6	MOKESSON CORP SR UNSECURED 3.650% 11/30/20		11/30/2020	Maturity		1,000,000	1,000,000	999,540	999,762	0	238	0	238	0	1,000,000	0	0	0	36,500	11/30/2020	
74005P-BP-8	PRAXAIR INC SR UNSECURED 2.250% 09/24/20		09/24/2020	Maturity		2,000,000	2,000,000	1,998,120	1,999,680	0	320	0	320	0	2,000,000	0	0	0	45,000	09/24/2020	
75281A-AW-9	RANGE RESOURCES CORP SR UNSECURED 5.750% 06/01/21		01/24/2020	Corporate Actions		98,500	100,000	101,621	100,473	118	(34)	0	84	0	100,557	0	(2,057)	(2,057)	847	06/01/2021	
75281A-AY-5	RANGE RESOURCES CORP SR UNSECURED 5.000% 08/15/22		01/27/2020	Credit Suisse Securities USA L		189,500	200,000	197,557	195,974	2,629	45	0	2,674	0	198,646	0	(9,146)	(9,146)	4,566	08/15/2022	
780153-AX-0	ROYAL CARIBBEAN CRUISE SR UNSECURED 2.650% 11/28/20		11/28/2020	Maturity		2,000,000	2,000,000	1,999,540	1,999,831	0	169	0	169	0	2,000,000	0	0	0	53,000	11/28/2020	
78390X-AA-9	SAIC INC SR UNSECURED 4.450% 12/01/20		09/02/2020	Call 100.0000		500,000	500,000	478,750	496,274	0	2,630	0	2,630	0	498,904	0	1,096	1,096	16,740	12/01/2020	
78454L-AN-0	SM ENERGY CO SR UNSECURED 6.750% 09/15/26		03/24/2020	DAIN RAUSCHER INC-69211		41,250	150,000	142,500	143,080	0	206	0	206	0	143,286	0	(102,036)	(102,036)	5,372	09/15/2026	
785592-AE-6	SABINE PASS LIQUEFACTION SECURED 5.625% 02/01/21		06/08/2020	Call 101.9637		428,243	420,000	419,360	419,668	0	(192)	0	(192)	0	419,475	0	524	524	28,394	02/01/2021	
852061-AR-1	SPRINT NEXTEL CORP SR UNSECURED 7.000% 08/15/20		08/15/2020	Maturity		500,000	500,000	512,500	502,203	0	(2,203)	0	(2,203)	0	500,000	0	0	0	35,000	08/15/2020	
858119-AZ-3	STEEL DYNAMICS INC SR UNSECURED 5.250% 04/15/23		07/05/2020	Call 100.8750		201,750	200,000	209,000	202,018	0	(792)	0	(792)	0	201,226	0	(1,226)	(1,226)	9,333	04/15/2023	
88104L-AG-8	TERRAFORM POWER OPERATING SR UNSECURED 4.750% 01/15/30		10/07/2020	Royal Bank and Trust		269,063	250,000	251,979	251,922	0	(114)	0	(114)	0	251,808	0	17,254	17,254	11,644	01/15/2030	
981464-EY-2	WORLD FINANCIAL NETWORK CREDIT SER 2015-B CLASS A 2.550% 06/17/24		08/15/2020	Paydown		2,000,000	2,000,000	2,060,391	2,010,098	0	(10,098)	0	(10,098)	0	2,000,000	0	0	0	34,000	06/17/2024	
98212B-AG-8	WPX ENERGY INC SR UNSECURED 8.250% 08/01/23		07/02/2020	Corporate Actions		535,000	500,000	562,500	560,565	0	(8,355)	0	(8,355)	0	552,210	0	(17,210)	(17,210)	37,927	08/01/2023	
06367T-7H-7	BANK OF MONTREAL SR UNSECURED 3.100% 07/13/20	A	07/13/2020	Maturity		1,500,000	1,500,000	1,498,215	1,499,502	0	498	0	498	0	1,500,000	0	0	0	46,500	07/13/2020	
63254A-AT-5	NATL AUSTRALIA BANK NY SR UNSECURED 2.250% 01/10/20	D	01/10/2020	Maturity		2,000,000	2,000,000	1,999,820	1,999,986	0	14	0	14	0	2,000,000	0	0	0	22,500	01/10/2020	
3899999	<b>Subtotal - Bonds - Industrial and Miscellaneous (Unaffiliated)</b>						26,382,849	26,177,913	26,383,980	26,254,893	19,049	(24,302)	0	(5,253)	0	26,249,642	0	18,580	18,580	862,327	XXX
92553P-BD-3	VIACOM INC JR SUBORDINATED 5.875% 02/28/57		05/28/2020	Corporate Actions		518,880	564,000	570,345	567,500	0	(647)	0	(647)	0	566,853	0	(47,973)	(47,973)	24,851	02/28/2057	

E14.1

ANNUAL STATEMENT FOR THE YEAR 2020 OF THE Coventry Health Care of Missouri, Inc.

**SCHEDULE D - PART 4**

Showing All Long-Term Bonds and Stocks SOLD, REDEEMED or Otherwise DISPOSED OF During Current Year

1 CUSIP Identi- fication	2 Description	3 For- eign	4 Disposal Date	5 Name of Purchaser	6 Number of Shares of Stock	7 Con- sideration	8 Par Value	9 Actual Cost	10 Prior Year Book/ Adjusted Carrying Value	Change In Book/Adjusted Carrying Value					16 Book/ Adjusted Carrying Value at Disposal Date	17 Foreign Exchange Gain (Loss) on Disposal	18 Realized Gain (Loss) on Disposal	19 Total Gain (Loss) on Disposal	20 Bond Interest/ Stock Dividends Received During Year	21 Stated Con- tractual Maturity Date
										11 Unrealized Valuation Increase/ Decrease	12 Current Year's (Amor- tization)/ Accretion	13 Current Year's Other- Than- Temporary Impairment Recognized	14 Total Change in Book/ Adjusted Carrying Value (11+12-13)	15 Total Foreign Exchange Change in Book/ Adjusted Carrying Value						
4899999. Subtotal - Bonds - Hybrid Securities						518,880	564,000	570,345	567,500	0	(647)	0	(647)	0	566,853	0	(47,973)	(47,973)	24,851	XXX
8399997. Total - Bonds - Part 4						31,262,941	31,847,445	31,298,964	31,193,173	19,049	16,104	0	35,153	0	31,228,324	0	(80,011)	(80,011)	980,871	XXX
8399998. Total - Bonds - Part 5						3,526,321	3,494,681	3,520,411	0	0	(14,233)	0	(14,233)	0	3,506,179	0	20,142	20,142	51,167	XXX
8399999. Total - Bonds						34,789,262	35,342,126	34,819,375	31,193,173	19,049	1,871	0	20,920	0	34,734,503	0	(59,869)	(59,869)	1,032,038	XXX
8999997. Total - Preferred Stocks - Part 4						0	XXX	0	0	0	0	0	0	0	0	0	0	0	0	XXX
8999998. Total - Preferred Stocks - Part 5						0	XXX	0	0	0	0	0	0	0	0	0	0	0	0	XXX
8999999. Total - Preferred Stocks						0	XXX	0	0	0	0	0	0	0	0	0	0	0	0	XXX
9799997. Total - Common Stocks - Part 4						0	XXX	0	0	0	0	0	0	0	0	0	0	0	0	XXX
9799998. Total - Common Stocks - Part 5						0	XXX	0	0	0	0	0	0	0	0	0	0	0	0	XXX
9799999. Total - Common Stocks						0	XXX	0	0	0	0	0	0	0	0	0	0	0	0	XXX
9899999. Total - Preferred and Common Stocks						0	XXX	0	0	0	0	0	0	0	0	0	0	0	0	XXX
9999999 - Totals						34,789,262	XXX	34,819,375	31,193,173	19,049	1,871	0	20,920	0	34,734,503	0	(59,869)	(59,869)	1,032,038	XXX

ANNUAL STATEMENT FOR THE YEAR 2020 OF THE Coventry Health Care of Missouri, Inc.

**SCHEDULE D - PART 5**

Showing All Long-Term Bonds and Stocks ACQUIRED During Year and Fully DISPOSED OF During Current Year

1 CUSIP Identi- fication	2 Description	3 For- eign	4 Date Acquired	5 Name of Vendor	6 Disposal Date	7 Name of Purchaser	8 Par Value (Bonds) or Number of Shares (Stock)	9 Actual Cost	10 Consid- eration	11 Book/ Adjusted Carrying Value at Disposal	Change in Book/Adjusted Carrying Value					17 Foreign Exchange Gain (Loss) on Disposal	18 Realized Gain (Loss) on Disposal	19 Total Gain (Loss) on Disposal	20 Interest and Dividends Received During Year	21 Paid for Accrued Interest and Dividends	
											12 Unrealized Valuation Increase/ (Decrease)	13 Current Year's (Amort- ization)/ Accretion	14 Current Year's Other- Than- Temporary Impairment Recognized	15 Total Change in Book/ Adjusted Carrying Valu (12 + 13 - 14)	16 Total Foreign Exchange Change in Book/ Adjusted Carrying Value						
3140KR-RB-7	FED NATL MTGE ASSN POOL BQ5881 2.500% 11/01/50		10/30/2020	Citigroup Global Markets Inc	12/01/2020	Paydown	10,445	11,014	10,445	10,445	0	(570)	0	(570)	0	0	0	0	22	2	
3140X3-CP-1	FED NATL MTGE ASSN POOL FMO077 3.000% 03/01/50		04/07/2020	JPM-CHASE	12/01/2020	Paydown	109,236	115,278	109,236	109,236	0	(6,042)	0	(6,042)	0	0	0	0	1,519	109	
<b>3199999. Subtotal - Bonds - U.S. Special Revenues</b>							119,681	126,292	119,681	119,681	0	(6,612)	0	(6,612)	0	0	0	0	1,541	111	
11135F-AF-8	BROADCOM INC SR UNSECURED 4.700% 04/15/25		04/06/2020	CHASE SECURITIES	08/07/2020	Tax Free Exchange	1,000,000	999,900	999,843	999,843	0	(57)	0	(57)	0	0	0	0	15,406	0	
43814W-AC-9	HONDA AUTO RECEIVABLES OWNER SERIES 19-1 CLASS A3 2.830% 03/20/23		04/07/2020	WACHOVIA	10/27/2020	CHASE SECURITIES	1,000,000	1,019,219	1,019,922	1,011,655	0	(7,564)	0	(7,564)	0	8,267	8,267	17,373	1,651		
536797-AF-0	LITHIA MOTORS INC SR UNSECURED 4.375% 01/15/31		09/30/2020	GOLDMAN SACHS & CO	10/01/2020	OPPENHEIMER & CO.	375,000	375,000	378,750	375,000	0	0	0	0	0	3,750	3,750	0	0		
629377-CR-1	NRG ENERGY INC SR UNSECURED 3.625% 02/15/31		11/17/2020	Citigroup Global Markets Inc	12/08/2020	DEUTSCHE BANK	500,000	500,000	516,875	500,000	0	0	0	0	0	16,875	16,875	403	0		
87901J-AE-5	TEGNA INC SR UNSECURED 4.625% 03/15/28		01/07/2020	Citigroup Global Markets Inc	09/23/2020	CHASE SECURITIES	500,000	500,000	491,250	500,000	0	0	0	0	0	(8,750)	(8,750)	16,444	0		
<b>3899999. Subtotal - Bonds - Industrial and Miscellaneous (Unaffiliated)</b>							3,375,000	3,394,119	3,406,640	3,386,498	0	(7,621)	0	(7,621)	0	0	20,142	20,142	49,626	1,651	
<b>8399998. Total - Bonds</b>							3,494,681	3,520,411	3,526,321	3,506,179	0	(14,233)	0	(14,233)	0	0	20,142	20,142	51,167	1,762	
<b>8999998. Total - Preferred Stocks</b>							0	0	0	0	0	0	0	0	0	0	0	0	0	0	0
<b>9799998. Total - Common Stocks</b>							0	0	0	0	0	0	0	0	0	0	0	0	0	0	0
<b>9899999. Total - Preferred and Common Stocks</b>							0	0	0	0	0	0	0	0	0	0	0	0	0	0	0
<b>9999999 - Totals</b>							3,520,411	3,526,321	3,506,179	3,506,179	0	(14,233)	0	(14,233)	0	0	20,142	20,142	51,167	1,762	

E15

Schedule D-Part 6-Section 1-Valuation of Shares of Subsidiary, Controlled or Affiliated Companies

**N O N E**

Schedule D - Part 6 - Section 2

**N O N E**

Schedule DA - Part 1 - Short-Term Investments Owned

**N O N E**

Schedule DB - Part A - Section 1 - Options, Caps, Floors, Collars, Swaps and Forwards Open

**N O N E**

Schedule DB - Part A - Section 2 - Options, Caps, Floors, Collars, Swaps and Forwards Terminated

**N O N E**

Schedule DB - Part B - Section 1 - Futures Contracts Open

**N O N E**

Schedule DB - Part B - Section 1B - Brokers with whom cash deposits have been made

**N O N E**

Schedule DB - Part B - Section 2 - Futures Contracts Terminated

**N O N E**

Schedule DB - Part D - Section 1 - Counterparty Exposure for Derivative Instruments Open

**N O N E**

Schedule DB - Part D-Section 2 - Collateral for Derivative Instruments Open - Pledged By

**N O N E**

Schedule DB - Part D-Section 2 - Collateral for Derivative Instruments Open - Pledged To

**N O N E**

Schedule DB - Part E - Derivatives Hedging Variable Annuity Guarantees as of December 31 of  
Current Year

**N O N E**

Schedule DL - Part 1 - Reinvested Collateral Assets Owned

**N O N E**

Schedule DL - Part 2 - Reinvested Collateral Assets Owned

**N O N E**



ANNUAL STATEMENT FOR THE YEAR 2020 OF THE Coventry Health Care of Missouri, Inc.

**SCHEDULE E - PART 2 - CASH EQUIVALENTS**

Show Investments Owned December 31 of Current Year

1 CUSIP	2 Description	3 Code	4 Date Acquired	5 Rate of Interest	6 Maturity Date	7 Book/Adjusted Carrying Value	8 Amount of Interest Due and Accrued	9 Amount Received During Year
0599999	Total - U.S. Government Bonds					0	0	0
1099999	Total - All Other Government Bonds					0	0	0
1799999	Total - U.S. States, Territories and Possessions Bonds					0	0	0
2499999	Total - U.S. Political Subdivisions Bonds					0	0	0
3199999	Total - U.S. Special Revenues Bonds					0	0	0
	AMERICAN HONDA FINANCE CP 3(a)3		12/29/2020	0.300	01/26/2021	4,998,958	0	125
	AMERICAN WATER CAP CORP CP 4(2) 144A		12/31/2020	0.140	02/01/2021	5,893,289	0	23
	BEMIS CO CP 4(2) 144A		12/21/2020	0.250	01/06/2021	3,901,990	0	23
	CIGNA CORP CP 4(2) 144A		12/09/2020	0.230	01/07/2021	3,927,849	0	577
	CHURCH & DWIGHT CO INC CP 4(2) 144A		12/01/2020	0.190	01/20/2021	2,737,725	0	448
	DOMINION RESOURCES INC CP 4-2		12/28/2020	0.240	01/19/2021	5,064,392	0	135
	EVERSOURCE ENERGY CP 4(2) 144A		12/23/2020	0.200	01/12/2021	1,979,879	0	99
	MARATHON PETROLEUM CORP CP 4(2) 144A		12/03/2020	0.370	01/04/2021	505,984	0	151
	SOUTHERN CALIFORNIA EDISON CO. CP 4(2) 144A		12/22/2020	0.400	01/12/2021	1,999,756	0	222
	SOUTHWESTERN PUBLIC SERVICE CO CP 4 (2)		12/24/2020	0.250	01/08/2021	910,956	0	51
	WISCONSIN ENERGY CORP 3(A)3		12/29/2020	0.150	01/08/2021	2,014,941	0	25
3299999	Subtotal - Bonds - Industrial and Miscellaneous (Unaffiliated) - Issuer Obligations					30,335,719	0	1,879
3899999	Total - Industrial and Miscellaneous (Unaffiliated) Bonds					30,335,719	0	1,879
4899999	Total - Hybrid Securities					0	0	0
5599999	Total - Parent, Subsidiaries and Affiliates Bonds					0	0	0
6099999	Subtotal - SVO Identified Funds					0	0	0
6599999	Subtotal - Unaffiliated Bank Loans					0	0	0
7699999	Total - Issuer Obligations					30,335,719	0	1,879
7799999	Total - Residential Mortgage-Backed Securities					0	0	0
7899999	Total - Commercial Mortgage-Backed Securities					0	0	0
7999999	Total - Other Loan-Backed and Structured Securities					0	0	0
8099999	Total - SVO Identified Funds					0	0	0
8199999	Total - Affiliated Bank Loans					0	0	0
8299999	Total - Unaffiliated Bank Loans					0	0	0
8399999	Total Bonds					30,335,719	0	1,879
60934N-50-0	FEDERATED INVESTORS INC TREASURY OBLIGATION FUND		12/31/2020	0.000		3,098	0	2,135
8599999	Subtotal - Exempt Money Market Mutual Funds - as Identified by the SVO					3,098	0	2,135
8899999	Total Cash Equivalents					30,338,817	0	4,014

Book/Adjusted Carrying Value by NAIC Designation Category Footnote:

1A	\$ 30,335,719	1B	\$ 0	1C	\$ 0	1D	\$ 0	1E	\$ 0	1F	\$ 0	1G	\$ 0
2A	\$ 0	2B	\$ 0	2C	\$ 0								
3A	\$ 0	3B	\$ 0	3C	\$ 0								
4A	\$ 0	4B	\$ 0	4C	\$ 0								
5A	\$ 0	5B	\$ 0	5C	\$ 0								
6	\$ 0												

ANNUAL STATEMENT FOR THE YEAR 2020 OF THE Coventry Health Care of Missouri, Inc.

**SCHEDULE E - PART 3 - SPECIAL DEPOSITS**

States, Etc.	1 Type of Deposit	2 Purpose of Deposit	Deposits For the Benefit of All Policyholders		All Other Special Deposits	
			3 Book/Adjusted Carrying Value	4 Fair Value	5 Book/Adjusted Carrying Value	6 Fair Value
1. Alabama	AL		0	0	0	0
2. Alaska	AK		0	0	0	0
3. Arizona	AZ		0	0	0	0
4. Arkansas	AR	B RSD by INS CODE AR 23-76-118	324,764	328,326	0	0
5. California	CA		0	0	0	0
6. Colorado	CO		0	0	0	0
7. Connecticut	CT		0	0	0	0
8. Delaware	DE		0	0	0	0
9. District of Columbia	DC		0	0	0	0
10. Florida	FL		0	0	0	0
11. Georgia	GA		0	0	0	0
12. Hawaii	HI		0	0	0	0
13. Idaho	ID		0	0	0	0
14. Illinois	IL	B RSD by INS CODE 215 ILCS 125/2-4 & 2-6	319,768	323,275	0	0
15. Indiana	IN		0	0	0	0
16. Iowa	IA		0	0	0	0
17. Kansas	KS		0	0	0	0
18. Kentucky	KY		0	0	0	0
19. Louisiana	LA		0	0	0	0
20. Maine	ME		0	0	0	0
21. Maryland	MD		0	0	0	0
22. Massachusetts	MA		0	0	0	0
23. Michigan	MI		0	0	0	0
24. Minnesota	MN		0	0	0	0
25. Mississippi	MS		0	0	0	0
26. Missouri	MO	B RSD by INS CODE MO354.410 RSMo	997,960	1,009,622	0	0
27. Montana	MT		0	0	0	0
28. Nebraska	NE		0	0	0	0
29. Nevada	NV		0	0	0	0
30. New Hampshire	NH		0	0	0	0
31. New Jersey	NJ		0	0	0	0
32. New Mexico	NM		0	0	0	0
33. New York	NY		0	0	0	0
34. North Carolina	NC		0	0	0	0
35. North Dakota	ND		0	0	0	0
36. Ohio	OH		0	0	0	0
37. Oklahoma	OK		0	0	0	0
38. Oregon	OR		0	0	0	0
39. Pennsylvania	PA		0	0	0	0
40. Rhode Island	RI		0	0	0	0
41. South Carolina	SC		0	0	0	0
42. South Dakota	SD		0	0	0	0
43. Tennessee	TN		0	0	0	0
44. Texas	TX		0	0	0	0
45. Utah	UT		0	0	0	0
46. Vermont	VT		0	0	0	0
47. Virginia	VA		0	0	0	0
48. Washington	WA		0	0	0	0
49. West Virginia	WV		0	0	0	0
50. Wisconsin	WI		0	0	0	0
51. Wyoming	WY		0	0	0	0
52. American Samoa	AS		0	0	0	0
53. Guam	GU		0	0	0	0
54. Puerto Rico	PR		0	0	0	0
55. U.S. Virgin Islands	VI		0	0	0	0
56. Northern Mariana Islands	MP		0	0	0	0
57. Canada	CAN		0	0	0	0
58. Aggregate Alien and Other	OT	XXX	0	0	0	0
59. Subtotal	XXX	XXX	1,642,492	1,661,223	0	0
DETAILS OF WRITE-INS						
5801.						
5802.						
5803.						
5898. Summary of remaining write-ins for Line 58 from overflow page	XXX	XXX	0	0	0	0
5899. Totals (Lines 5801 thru 5803 plus 5898)(Line 58 above)	XXX	XXX	0	0	0	0