



HEALTH ANNUAL STATEMENT

AS OF DECEMBER 31, 2024
OF THE CONDITION AND AFFAIRS OF THE

Coventry Health Care of Kansas, Inc.

NAIC Group Code 0001 0001 NAIC Company Code 95489 Employer's ID Number 48-0840330
(Current) (Prior)

Organized under the Laws of Kansas State of Domicile or Port of Entry KS

Country of Domicile United States of America

Licensed as business type: Health Maintenance Organization

Is HMO Federally Qualified? Yes [] No [X]

Incorporated/Organized 01/02/1976 Commenced Business 10/01/1981

Statutory Home Office 9401 Indian Creek Parkway, Suite 1300 Overland Park, KS, US 66210
(Street and Number) (City or Town, State, Country and Zip Code)

Main Administrative Office 9401 Indian Creek Parkway, Suite 1300
(Street and Number)
Overland Park, KS, US 66210 913-202-5400
(City or Town, State, Country and Zip Code) (Area Code) (Telephone Number)

Mail Address Attn: Stat Compliance, P.O. Box 818048 Cleveland, OH, US 44181-8048
(Street and Number or P.O. Box) (City or Town, State, Country and Zip Code)

Primary Location of Books and Records 9401 Indian Creek Parkway, Suite 1300
(Street and Number)
Overland Park, KS, US 66210 913-202-5400
(City or Town, State, Country and Zip Code) (Area Code) (Telephone Number)

Internet Website Address www.aetna.com

Statutory Statement Contact Kim E. Roth 215-775-6508
(Name) (Area Code) (Telephone Number)
StatutoryReporting@aetna.com 860-262-7767
(E-mail Address) (FAX Number)

OFFICERS

President Michael Thomas Avotins Vice President and Treasurer Tracy Louise Smith
Vice President and Secretary Edward Chung-I Lee

OTHER

Derek Scott Blunt, Senior Investment Officer Steven Matthew Conte, Corporate Controller Amy Christine Fletcher, Chief Financial Officer
Peter Keller, Assistant Controller Whitney Dorothy Todisco, Assistant Controller

DIRECTORS OR TRUSTEES

Michael Thomas Avotins Amy Christine Fletcher Joel Robert Pardue #

The officers of this reporting entity being duly sworn, each depose and say that they are the described officers of said reporting entity, and that on the reporting period stated above, all of the herein described assets were the absolute property of the said reporting entity, free and clear from any liens or claims thereon, except as herein stated, and that this statement, together with related exhibits, schedules and explanations therein contained, annexed or referred to, is a full and true statement of all the assets and liabilities and of the condition and affairs of the said reporting entity as of the reporting period stated above, and of its income and deductions therefrom for the period ended, and have been completed in accordance with the NAIC Annual Statement Instructions and Accounting Practices and Procedures manual except to the extent that: (1) state law may differ; or, (2) that state rules or regulations require differences in reporting not related to accounting practices and procedures, according to the best of their information, knowledge and belief, respectively. Furthermore, the scope of this attestation by the described officers also includes the related corresponding electronic filing with the NAIC, when required, that is an exact copy (except for formatting differences due to electronic filing) of the enclosed statement. The electronic filing may be requested by various regulators in lieu of or in addition to the enclosed statement.



Michael Thomas Avotins
President

Edward Chung-I Lee
Vice President and Secretary

Tracy Louise Smith
Vice President and Treasurer

State of..... Pennsylvania
County of..... Montgomery

State of..... Connecticut
County of..... Hartford

State of..... Rhode Island
County of..... Providence

Subscribed and sworn to before me this
31st day of January, 2025


Subscribed and sworn to before me this
____ day of _____, 2025

Subscribed and sworn to before me this
____ day of _____, 2025

NOTARY PUBLIC (Seal)

NOTARY PUBLIC (Seal)

NOTARY PUBLIC (Seal)



- a. Is this an original filing? Yes [X] No []
b. If no,
1. State the amendment number.....
2. Date filed
3. Number of pages attached.....



HEALTH ANNUAL STATEMENT

AS OF DECEMBER 31, 2024
OF THE CONDITION AND AFFAIRS OF THE

Coventry Health Care of Kansas, Inc.

NAIC Group Code 0001 0001 NAIC Company Code 95489 Employer's ID Number 48-0840330
(Current) (Prior)

Organized under the Laws of Kansas State of Domicile or Port of Entry KS

Country of Domicile United States of America

Licensed as business type: Health Maintenance Organization

Is HMO Federally Qualified? Yes [] No [X]

Incorporated/Organized 01/02/1976 Commenced Business 10/01/1981

Statutory Home Office 9401 Indian Creek Parkway, Suite 1300 Overland Park, KS, US 66210
(Street and Number) (City or Town, State, Country and Zip Code)

Main Administrative Office 9401 Indian Creek Parkway, Suite 1300
(Street and Number)
Overland Park, KS, US 66210 913-202-5400
(City or Town, State, Country and Zip Code) (Area Code) (Telephone Number)

Mail Address Attn: Stat Compliance; P.O. Box 818048 Cleveland, OH, US 44181-8048
(Street and Number or P.O. Box) (City or Town, State, Country and Zip Code)

Primary Location of Books and Records 9401 Indian Creek Parkway, Suite 1300
(Street and Number)
Overland Park, KS, US 66210 913-202-5400
(City or Town, State, Country and Zip Code) (Area Code) (Telephone Number)

Internet Website Address www.aetna.com

Statutory Statement Contact Kim E. Roth 215-775-6508
(Name) (Area Code) (Telephone Number)
StatutoryReporting@aetna.com 860-262-7767
(E-mail Address) (FAX Number)

OFFICERS

President Michael Thomas Avotins Vice President and Treasurer Tracy Louise Smith
Vice President and Secretary Edward Chung-I Lee

OTHER

Derek Scott Blunt, Senior Investment Officer Steven Matthew Conte, Corporate Controller Amy Christine Fletcher, Chief Financial Officer
Peter Keller, Assistant Controller Whitney Dorothy Todisco, Assistant Controller

DIRECTORS OR TRUSTEES

Michael Thomas Avotins Amy Christine Fletcher Joel Robert Pardue #

The officers of this reporting entity being duly sworn, each depose and say that they are the described officers of said reporting entity, and that on the reporting period stated above, all of the herein described assets were the absolute property of the said reporting entity, free and clear from any liens or claims thereon, except as herein stated, and that this statement, together with related exhibits, schedules and explanations therein contained, annexed or referred to, is a full and true statement of all the assets and liabilities and of the condition and affairs of the said reporting entity as of the reporting period stated above, and of its income and deductions therefrom for the period ended, and have been completed in accordance with the NAIC Annual Statement Instructions and Accounting Practices and Procedures manual except to the extent that: (1) state law may differ; or, (2) that state rules or regulations require differences in reporting not related to accounting practices and procedures, according to the best of their information, knowledge and belief, respectively. Furthermore, the scope of this attestation by the described officers also includes the related corresponding electronic filing with the NAIC, when required, that is an exact copy (except for formatting differences due to electronic filing) of the enclosed statement. The electronic filing may be requested by various regulators in lieu of or in addition to the enclosed statement.

Michael Thomas Avotins
President

Edward Chung-I Lee
Vice President and Secretary

Tracy Louise Smith
Vice President and Treasurer

State of..... Pennsylvania
County of..... Montgomery

Subscribed and sworn to before me this
____ day of _____, 2025

NOTARY PUBLIC (Seal)

State of..... Connecticut
County of..... Hartford


Subscribed and sworn to before me this
11 day of February, 2025

NOTARY PUBLIC (Seal)


State of..... Rhode Island
County of..... Providence

Subscribed and sworn to before me this
____ day of _____, 2025

NOTARY PUBLIC (Seal)



- a. Is this an original filing? Yes [X] No []
b. If no,
1. State the amendment number.....
2. Date filed
3. Number of pages attached.....



HEALTH ANNUAL STATEMENT

AS OF DECEMBER 31, 2024
OF THE CONDITION AND AFFAIRS OF THE

Coventry Health Care of Kansas, Inc.

NAIC Group Code 0001 0001 NAIC Company Code 95489 Employer's ID Number 48-0840330
(Current) (Prior)

Organized under the Laws of Kansas State of Domicile or Port of Entry KS

Country of Domicile United States of America

Licensed as business type: Health Maintenance Organization

Is HMO Federally Qualified? Yes [] No [X]

Incorporated/Organized 01/02/1976 Commenced Business 10/01/1981

Statutory Home Office 9401 Indian Creek Parkway, Suite 1300 Overland Park, KS, US 66210
(Street and Number) (City or Town, State, Country and Zip Code)

Main Administrative Office 9401 Indian Creek Parkway, Suite 1300
(Street and Number)
Overland Park, KS, US 66210 913-202-5400
(City or Town, State, Country and Zip Code) (Area Code) (Telephone Number)

Mail Address Attn: Stat Compliance; P.O. Box 818048 Cleveland, OH, US 44181-8048
(Street and Number or P.O. Box) (City or Town, State, Country and Zip Code)

Primary Location of Books and Records 9401 Indian Creek Parkway, Suite 1300
(Street and Number)
Overland Park, KS, US 66210 913-202-5400
(City or Town, State, Country and Zip Code) (Area Code) (Telephone Number)

Internet Website Address www.aetna.com

Statutory Statement Contact Kim E. Roth 215-775-6508
(Name) (Area Code) (Telephone Number)
StatutoryReporting@aetna.com 860-262-7767
(E-mail Address) (FAX Number)

OFFICERS

President Michael Thomas Avotins Vice President and Treasurer Tracy Louise Smith
Vice President and Secretary Edward Chung-I Lee

OTHER

Derek Scott Blunt, Senior Investment Officer Steven Matthew Conte, Corporate Controller Amy Christine Fletcher, Chief Financial Officer
Peter Keller, Assistant Controller Whitney Dorothy Todisco, Assistant Controller

DIRECTORS OR TRUSTEES

Michael Thomas Avotins Amy Christine Fletcher Joel Robert Pardue #

The officers of this reporting entity being duly sworn, each depose and say that they are the described officers of said reporting entity, and that on the reporting period stated above, all of the herein described assets were the absolute property of the said reporting entity, free and clear from any liens or claims thereon, except as herein stated, and that this statement, together with related exhibits, schedules and explanations therein contained, annexed or referred to, is a full and true statement of all the assets and liabilities and of the condition and affairs of the said reporting entity as of the reporting period stated above, and of its income and deductions therefrom for the period ended, and have been completed in accordance with the NAIC Annual Statement Instructions and Accounting Practices and Procedures manual except to the extent that: (1) state law may differ; or, (2) that state rules or regulations require differences in reporting not related to accounting practices and procedures, according to the best of their information, knowledge and belief, respectively. Furthermore, the scope of this attestation by the described officers also includes the related corresponding electronic filing with the NAIC, when required, that is an exact copy (except for formatting differences due to electronic filing) of the enclosed statement. The electronic filing may be requested by various regulators in lieu of or in addition to the enclosed statement.

Michael Thomas Avotins
President

Edward Chung-I Lee
Vice President and Secretary

Tracy Louise Smith
Vice President and Treasurer

State of..... Pennsylvania
County of..... Montgomery

Subscribed and sworn to before me this
____ day of _____, 2025

NOTARY PUBLIC (Seal)

State of..... Connecticut
County of..... Hartford


Subscribed and sworn to before me this
____ day of _____, 2025

NOTARY PUBLIC (Seal)

State of..... Rhode Island
County of..... Providence

Subscribed and sworn to before me this
300 day of February, 2025

NOTARY PUBLIC (Seal)



- a. Is this an original filing..... []
- b. If no,
 1. State the amendment number.....
 2. Date filed.....
 3. Number of pages attached.....

SUMMARY INVESTMENT SCHEDULE

Investment Categories	Gross Investment Holdings		Admitted Assets as Reported in the Annual Statement			
	1 Amount	2 Percentage of Column 1 Line 13	3 Amount	4 Securities Lending Reinvested Collateral Amount	5 Total (Col. 3 + 4) Amount	6 Percentage of Column 5 Line 13
1. Long-Term Bonds (Schedule D, Part 1):						
1.01 U.S. governments	23,766,181	14.037	23,766,181	0	23,766,181	14.037
1.02 All other governments	4,923,154	2.908	4,923,154	0	4,923,154	2.908
1.03 U.S. states, territories and possessions, etc. guaranteed	0	0.000	0	0	0	0.000
1.04 U.S. political subdivisions of states, territories, and possessions, guaranteed	0	0.000	0	0	0	0.000
1.05 U.S. special revenue and special assessment obligations, etc. non-guaranteed	953	0.001	953	0	953	0.001
1.06 Industrial and miscellaneous	120,640,688	71.253	120,640,688	0	120,640,688	71.253
1.07 Hybrid securities	0	0.000	0	0	0	0.000
1.08 Parent, subsidiaries and affiliates	0	0.000	0	0	0	0.000
1.09 SVO identified funds	0	0.000	0	0	0	0.000
1.10 Unaffiliated bank loans	0	0.000	0	0	0	0.000
1.11 Unaffiliated certificates of deposit	0	0.000	0	0	0	0.000
1.12 Total long-term bonds	149,330,976	88.199	149,330,976	0	149,330,976	88.199
2. Preferred stocks (Schedule D, Part 2, Section 1):						
2.01 Industrial and miscellaneous (Unaffiliated)	0	0.000	0	0	0	0.000
2.02 Parent, subsidiaries and affiliates	0	0.000	0	0	0	0.000
2.03 Total preferred stocks	0	0.000	0	0	0	0.000
3. Common stocks (Schedule D, Part 2, Section 2):						
3.01 Industrial and miscellaneous Publicly traded (Unaffiliated)	0	0.000	0	0	0	0.000
3.02 Industrial and miscellaneous Other (Unaffiliated)	2,140,364	1.264	2,140,364	0	2,140,364	1.264
3.03 Parent, subsidiaries and affiliates Publicly traded	0	0.000	0	0	0	0.000
3.04 Parent, subsidiaries and affiliates Other	0	0.000	0	0	0	0.000
3.05 Mutual funds	0	0.000	0	0	0	0.000
3.06 Unit investment trusts	0	0.000	0	0	0	0.000
3.07 Closed-end funds	0	0.000	0	0	0	0.000
3.08 Exchange traded funds	0	0.000	0	0	0	0.000
3.09 Total common stocks	2,140,364	1.264	2,140,364	0	2,140,364	1.264
4. Mortgage loans (Schedule B):						
4.01 Farm mortgages	0	0.000	0	0	0	0.000
4.02 Residential mortgages	0	0.000	0	0	0	0.000
4.03 Commercial mortgages	0	0.000	0	0	0	0.000
4.04 Mezzanine real estate loans	0	0.000	0	0	0	0.000
4.05 Total valuation allowance	0	0.000	0	0	0	0.000
4.06 Total mortgage loans	0	0.000	0	0	0	0.000
5. Real estate (Schedule A):						
5.01 Properties occupied by company	0	0.000	0	0	0	0.000
5.02 Properties held for production of income	0	0.000	0	0	0	0.000
5.03 Properties held for sale	0	0.000	0	0	0	0.000
5.04 Total real estate	0	0.000	0	0	0	0.000
6. Cash, cash equivalents and short-term investments:						
6.01 Cash (Schedule E, Part 1)	4,127,933	2.438	4,127,933	0	4,127,933	2.438
6.02 Cash equivalents (Schedule E, Part 2)	13,712,934	8.099	13,712,934	0	13,712,934	8.099
6.03 Short-term investments (Schedule DA)	0	0.000	0	0	0	0.000
6.04 Total cash, cash equivalents and short-term investments	17,840,867	10.537	17,840,867	0	17,840,867	10.537
7. Contract loans	0	0.000	0	0	0	0.000
8. Derivatives (Schedule DB)	0	0.000	0	0	0	0.000
9. Other invested assets (Schedule BA)	0	0.000	0	0	0	0.000
10. Receivables for securities	0	0.000	0	0	0	0.000
11. Securities Lending (Schedule DL, Part 1)	0	0.000	0	XXX	XXX	XXX
12. Other invested assets (Page 2, Line 11)	0	0.000	0	0	0	0.000
13. Total invested assets	169,312,207	100.000	169,312,207	0	169,312,207	100.000

SCHEDULE A - VERIFICATION BETWEEN YEARS

Real Estate

1. Book/adjusted carrying value, December 31 of prior year
2. Cost of acquired:
 - 2.1 Actual cost at time of acquisition (Part 2, Column 6)
 - 2.2 Additional investment made after acquisition (Part 2, Column 9)
3. Current year change in encumbrances:
 - 3.1 Totals, Part 1, Column 13
 - 3.2 Totals, Part 3, Column 11
4. Total gain (loss) on disposals, Part 3, Column 18
5. Deduct amounts received on disposals, Part 3, Column 15
6. Total foreign exchange change in book/adjusted carrying value:
 - 6.1 Totals, Part 1, Column 15
 - 6.2 Totals, Part 3, Column 13
7. Deduct current year's other-than-temporary impairment recognized:
 - 7.1 Totals, Part 1, Column 12
 - 7.2 Totals, Part 3, Column 10
8. Deduct current year's depreciation:
 - 8.1 Totals, Part 1, Column 11
 - 8.2 Totals, Part 3, Column 9
9. Book/adjusted carrying value at the end of current period (Lines 1+2+3+4-5+6-7-8)
10. Deduct total nonadmitted amounts
11. Statement value at end of current period (Line 9 minus Line 10)

NONE

SCHEDULE B - VERIFICATION BETWEEN YEARS

Mortgage Loans

1. Book value/recorded investment excluding accrued interest, December 31 of prior year
2. Cost of acquired:
 - 2.1 Actual cost at time of acquisition (Part 2, Column 7)
 - 2.2 Additional investment made after acquisition (Part 2, Column 8)
3. Capitalized deferred interest and other:
 - 3.1 Totals, Part 1, Column 12
 - 3.2 Totals, Part 3, Column 11
4. Accrual of discount
5. Unrealized valuation increase/(decrease):
 - 5.1 Totals, Part 1, Column 9
 - 5.2 Totals, Part 3, Column 8
6. Total gain (loss) on disposals, Part 3, Column 18
7. Deduct amounts received on disposals, Part 3, Column 15
8. Deduct amortization of premium and mortgage interest points and commitment fees
9. Total foreign exchange change in book value/recorded investment excluding accrued interest:
 - 9.1 Totals, Part 1, Column 13
 - 9.2 Totals, Part 3, Column 13
10. Deduct current year's other-than-temporary impairment recognized:
 - 10.1 Totals, Part 1, Column 11
 - 10.2 Totals, Part 3, Column 10
11. Book value/recorded investment excluding accrued interest at end of current period (Lines 1+2+3+4+5+6-7-8+9-10)
12. Total valuation allowance
13. Subtotal (Line 11 plus Line 12)
14. Deduct total nonadmitted amounts
15. Statement value of mortgages owned at end of current period (Line 13 minus Line 14)

NONE

SCHEDULE BA - VERIFICATION BETWEEN YEARS

Other Long-Term Invested Assets

1.	Book/adjusted carrying value, December 31 of prior year	
2.	Cost of acquired:	
	2.1 Actual cost at time of acquisition (Part 2, Column 8)	
	2.2 Additional investment made after acquisition (Part 2, Column 9)	
3.	Capitalized deferred interest and other:	
	3.1 Totals, Part 1, Column 16	
	3.2 Totals, Part 3, Column 12	
4.	Accrual of discount	
5.	Unrealized valuation increase/(decrease):	
	5.1 Totals, Part 1, Column 13	
	5.2 Totals, Part 3, Column 9	
6.	Total gain (loss) on disposals, Part 3, Column 19	
7.	Deduct amounts received on disposals, Part 3, Column 16	
8.	Deduct amortization of premium and depreciation	
9.	Total foreign exchange change in book/adjusted carrying value:	
	9.1 Totals, Part 1, Column 17	
	9.2 Totals, Part 3, Column 14	
10.	Deduct current year's other-than-temporary impairment recognized:	
	10.1 Totals, Part 1, Column 15	
	10.2 Totals, Part 3, Column 11	
11.	Book/adjusted carrying value at end of current period (Lines 1+2+3+4+5+6-7-8+9-10)	
12.	Deduct total nonadmitted amounts	
13.	Statement value at end of current period (Line 11 minus Line 12)	

NONE

SCHEDULE D - VERIFICATION BETWEEN YEARS

Bonds and Stocks

1.	Book/adjusted carrying value, December 31 of prior year	46,074,282
2.	Cost of bonds and stocks acquired, Part 3, Column 7	136,241,305
3.	Accrual of discount	345,595
4.	Unrealized valuation increase/(decrease):	
	4.1. Part 1, Column 12	(145,463)
	4.2. Part 2, Section 1, Column 15	0
	4.3. Part 2, Section 2, Column 13	195,977
	4.4. Part 4, Column 11	16,714
		67,228
5.	Total gain (loss) on disposals, Part 4, Column 19	46,678
6.	Deduction consideration for bonds and stocks disposed of, Part 4, Column 7	31,241,342
7.	Deduct amortization of premium	113,991
8.	Total foreign exchange change in book/adjusted carrying value:	
	8.1. Part 1, Column 15	0
	8.2. Part 2, Section 1, Column 19	0
	8.3. Part 2, Section 2, Column 16	0
	8.4. Part 4, Column 15	0
		0
9.	Deduct current year's other-than-temporary impairment recognized:	
	9.1. Part 1, Column 14	0
	9.2. Part 2, Section 1, Column 17	0
	9.3. Part 2, Section 2, Column 14	0
	9.4. Part 4, Column 13	0
		0
10.	Total investment income recognized as a result of prepayment penalties and/or acceleration fees, Note 5Q, Line 2	51,585
11.	Book/adjusted carrying value at end of current period (Lines 1+2+3+4+5-6-7+8-9+10)	151,471,340
12.	Deduct total nonadmitted amounts	0
13.	Statement value at end of current period (Line 11 minus Line 12)	151,471,340

ANNUAL STATEMENT FOR THE YEAR 2024 OF THE Coventry Health Care of Kansas, Inc.

SCHEDULE D - SUMMARY BY COUNTRY

Long-Term Bonds and Stocks OWNED December 31 of Current Year

Description		1 Book/Adjusted Carrying Value	2 Fair Value	3 Actual Cost	4 Par Value of Bonds
BONDS					
Governments (Including all obligations guaranteed by governments)	1. United States	23,766,181	23,824,224	23,700,324	23,875,000
	2. Canada	0	0	0	0
	3. Other Countries	4,923,154	4,934,963	4,929,700	5,000,000
	4. Totals	28,689,335	28,759,187	28,630,024	28,875,000
U.S. States, Territories and Possessions (Direct and guaranteed)	5. Totals	0	0	0	0
U.S. Political Subdivisions of States, Territories and Possessions (Direct and guaranteed)	6. Totals	0	0	0	0
U.S. Special Revenue and Special Assessment Obligations and all Non- Guaranteed Obligations of Agencies and Authorities of Governments and their Political Subdivisions	7. Totals	953	951	998	953
Industrial and Miscellaneous, SVO Identified Funds, Unaffiliated Bank Loans, Unaffiliated Certificates of Deposit and Hybrid Securities (unaffiliated)	8. United States	109,620,120	109,973,079	109,663,104	110,917,378
	9. Canada	3,020,367	3,067,709	3,024,155	3,000,000
	10. Other Countries	8,000,201	8,031,219	7,963,129	8,050,000
	11. Totals	120,640,688	121,072,007	120,650,388	121,967,378
Parent, Subsidiaries and Affiliates	12. Totals	0	0	0	0
	13. Total Bonds	149,330,976	149,832,145	149,281,410	150,843,331
PREFERRED STOCKS					
Industrial and Miscellaneous (unaffiliated)	14. United States	0	0	0	
	15. Canada	0	0	0	
	16. Other Countries	0	0	0	
	17. Totals	0	0	0	
Parent, Subsidiaries and Affiliates	18. Totals	0	0	0	
	19. Total Preferred Stocks	0	0	0	
COMMON STOCKS					
Industrial and Miscellaneous (unaffiliated), Mutual Funds, Unit Investment Trusts, Closed-End Funds and Exchange Traded Funds	20. United States	2,140,364	2,140,364	1,771,581	
	21. Canada	0	0	0	
	22. Other Countries	0	0	0	
	23. Totals	2,140,364	2,140,364	1,771,581	
Parent, Subsidiaries and Affiliates	24. Totals	0	0	0	
	25. Total Common Stocks	2,140,364	2,140,364	1,771,581	
	26. Total Stocks	2,140,364	2,140,364	1,771,581	
	27. Total Bonds and Stocks	151,471,340	151,972,509	151,052,991	

ANNUAL STATEMENT FOR THE YEAR 2024 OF THE Coventry Health Care of Kansas, Inc.

SCHEDULE D - PART 1A - SECTION 1

Quality and Maturity Distribution of All Bonds Owned December 31, at Book/Adjusted Carrying Values by Major Types of Issues and NAIC Designations

NAIC Designation	1 1 Year or Less	2 Over 1 Year Through 5 Years	3 Over 5 Years Through 10 Years	4 Over 10 Years Through 20 Years	5 Over 20 Years	6 No Maturity Date	7 Total Current Year	8 Col. 7 as a % of Line 12.7	9 Total from Col. 7 Prior Year	10 % From Col. 8 Prior Year	11 Total Publicly Traded	12 Total Privately Placed (a)
1. U.S. Governments												
1.1 NAIC 1	1,863,914	21,902,267	0	0	0	XXX	23,766,181	15.9	4,926,008	5.3	23,766,181	0
1.2 NAIC 2	0	0	0	0	0	XXX	0	0.0	0	0.0	0	0
1.3 NAIC 3	0	0	0	0	0	XXX	0	0.0	0	0.0	0	0
1.4 NAIC 4	0	0	0	0	0	XXX	0	0.0	0	0.0	0	0
1.5 NAIC 5	0	0	0	0	0	XXX	0	0.0	0	0.0	0	0
1.6 NAIC 6	0	0	0	0	0	XXX	0	0.0	0	0.0	0	0
1.7 Totals	1,863,914	21,902,267	0	0	0	XXX	23,766,181	15.9	4,926,008	5.3	23,766,181	0
2. All Other Governments												
2.1 NAIC 1	0	945,956	0	0	0	XXX	945,956	0.6	952,005	1.0	945,956	0
2.2 NAIC 2	0	0	0	0	0	XXX	0	0.0	0	0.0	0	0
2.3 NAIC 3	0	993,615	1,957,947	0	0	XXX	2,951,562	2.0	985,809	1.1	1,968,203	983,359
2.4 NAIC 4	0	1,025,636	0	0	0	XXX	1,025,636	0.7	0	0.0	1,025,636	0
2.5 NAIC 5	0	0	0	0	0	XXX	0	0.0	0	0.0	0	0
2.6 NAIC 6	0	0	0	0	0	XXX	0	0.0	0	0.0	0	0
2.7 Totals	0	2,965,207	1,957,947	0	0	XXX	4,923,154	3.3	1,937,814	2.1	3,939,795	983,359
3. U.S. States, Territories and Possessions etc., Guaranteed												
3.1 NAIC 1	0	0	0	0	0	XXX	0	0.0	0	0.0	0	0
3.2 NAIC 2	0	0	0	0	0	XXX	0	0.0	0	0.0	0	0
3.3 NAIC 3	0	0	0	0	0	XXX	0	0.0	0	0.0	0	0
3.4 NAIC 4	0	0	0	0	0	XXX	0	0.0	0	0.0	0	0
3.5 NAIC 5	0	0	0	0	0	XXX	0	0.0	0	0.0	0	0
3.6 NAIC 6	0	0	0	0	0	XXX	0	0.0	0	0.0	0	0
3.7 Totals	0	0	0	0	0	XXX	0	0.0	0	0.0	0	0
4. U.S. Political Subdivisions of States, Territories and Possessions, Guaranteed												
4.1 NAIC 1	0	0	0	0	0	XXX	0	0.0	0	0.0	0	0
4.2 NAIC 2	0	0	0	0	0	XXX	0	0.0	0	0.0	0	0
4.3 NAIC 3	0	0	0	0	0	XXX	0	0.0	0	0.0	0	0
4.4 NAIC 4	0	0	0	0	0	XXX	0	0.0	0	0.0	0	0
4.5 NAIC 5	0	0	0	0	0	XXX	0	0.0	0	0.0	0	0
4.6 NAIC 6	0	0	0	0	0	XXX	0	0.0	0	0.0	0	0
4.7 Totals	0	0	0	0	0	XXX	0	0.0	0	0.0	0	0
5. U.S. Special Revenue & Special Assessment Obligations, etc., Non-Guaranteed												
5.1 NAIC 1	953	0	0	0	0	XXX	953	0.0	985,938	1.1	953	0
5.2 NAIC 2	0	0	0	0	0	XXX	0	0.0	0	0.0	0	0
5.3 NAIC 3	0	0	0	0	0	XXX	0	0.0	0	0.0	0	0
5.4 NAIC 4	0	0	0	0	0	XXX	0	0.0	0	0.0	0	0
5.5 NAIC 5	0	0	0	0	0	XXX	0	0.0	0	0.0	0	0
5.6 NAIC 6	0	0	0	0	0	XXX	0	0.0	0	0.0	0	0
5.7 Totals	953	0	0	0	0	XXX	953	0.0	985,938	1.1	953	0

ANNUAL STATEMENT FOR THE YEAR 2024 OF THE Coventry Health Care of Kansas, Inc.

SCHEDULE D - PART 1A - SECTION 1 (Continued)

Quality and Maturity Distribution of All Bonds Owned December 31, at Book/Adjusted Carrying Values by Major Types of Issues and NAIC Designations

NAIC Designation	1 1 Year or Less	2 Over 1 Year Through 5 Years	3 Over 5 Years Through 10 Years	4 Over 10 Years Through 20 Years	5 Over 20 Years	6 No Maturity Date	7 Total Current Year	8 Col. 7 as a % of Line 12.7	9 Total from Col. 7 Prior Year	10 % From Col. 8 Prior Year	11 Total Publicly Traded	12 Total Privately Placed (a)
6. Industrial & Miscellaneous (Unaffiliated)												
6.1 NAIC 1	2,471,086	33,405,002	17,403,531	523,355	0	XXX	53,802,974	36.0	59,144,168	63.7	30,507,864	23,295,110
6.2 NAIC 2	2,701,711	20,998,669	9,242,889	453,937	319,507	XXX	33,716,713	22.6	7,433,224	8.0	29,268,640	4,448,073
6.3 NAIC 3	1,522,351	17,058,058	8,776,884	0	0	XXX	27,357,293	18.3	13,807,630	14.9	4,409,667	22,947,626
6.4 NAIC 4	0	4,362,581	1,401,127	0	0	XXX	5,763,708	3.9	4,553,070	4.9	0	5,763,708
6.5 NAIC 5	0	0	0	0	0	XXX	0	0.0	0	0.0	0	0
6.6 NAIC 6	0	0	0	0	0	XXX	0	0.0	0	0.0	0	0
6.7 Totals	6,695,148	75,824,310	36,824,431	977,292	319,507	XXX	120,640,688	80.8	84,938,092	91.5	64,186,171	56,454,517
7. Hybrid Securities												
7.1 NAIC 1	0	0	0	0	0	XXX	0	0.0	0	0.0	0	0
7.2 NAIC 2	0	0	0	0	0	XXX	0	0.0	0	0.0	0	0
7.3 NAIC 3	0	0	0	0	0	XXX	0	0.0	0	0.0	0	0
7.4 NAIC 4	0	0	0	0	0	XXX	0	0.0	0	0.0	0	0
7.5 NAIC 5	0	0	0	0	0	XXX	0	0.0	0	0.0	0	0
7.6 NAIC 6	0	0	0	0	0	XXX	0	0.0	0	0.0	0	0
7.7 Totals	0	0	0	0	0	XXX	0	0.0	0	0.0	0	0
8. Parent, Subsidiaries and Affiliates												
8.1 NAIC 1	0	0	0	0	0	XXX	0	0.0	0	0.0	0	0
8.2 NAIC 2	0	0	0	0	0	XXX	0	0.0	0	0.0	0	0
8.3 NAIC 3	0	0	0	0	0	XXX	0	0.0	0	0.0	0	0
8.4 NAIC 4	0	0	0	0	0	XXX	0	0.0	0	0.0	0	0
8.5 NAIC 5	0	0	0	0	0	XXX	0	0.0	0	0.0	0	0
8.6 NAIC 6	0	0	0	0	0	XXX	0	0.0	0	0.0	0	0
8.7 Totals	0	0	0	0	0	XXX	0	0.0	0	0.0	0	0
9. SVO Identified Funds												
9.1 NAIC 1	XXX	XXX	XXX	XXX	XXX	0	0	0.0	0	0.0	0	0
9.2 NAIC 2	XXX	XXX	XXX	XXX	XXX	0	0	0.0	0	0.0	0	0
9.3 NAIC 3	XXX	XXX	XXX	XXX	XXX	0	0	0.0	0	0.0	0	0
9.4 NAIC 4	XXX	XXX	XXX	XXX	XXX	0	0	0.0	0	0.0	0	0
9.5 NAIC 5	XXX	XXX	XXX	XXX	XXX	0	0	0.0	0	0.0	0	0
9.6 NAIC 6	XXX	XXX	XXX	XXX	XXX	0	0	0.0	0	0.0	0	0
9.7 Totals	XXX	XXX	XXX	XXX	XXX	0	0	0.0	0	0.0	0	0
10. Unaffiliated Bank Loans												
10.1 NAIC 1	0	0	0	0	0	XXX	0	0.0	0	0.0	0	0
10.2 NAIC 2	0	0	0	0	0	XXX	0	0.0	0	0.0	0	0
10.3 NAIC 3	0	0	0	0	0	XXX	0	0.0	0	0.0	0	0
10.4 NAIC 4	0	0	0	0	0	XXX	0	0.0	0	0.0	0	0
10.5 NAIC 5	0	0	0	0	0	XXX	0	0.0	0	0.0	0	0
10.6 NAIC 6	0	0	0	0	0	XXX	0	0.0	0	0.0	0	0
10.7 Totals	0	0	0	0	0	XXX	0	0.0	0	0.0	0	0
11. Unaffiliated Certificates of Deposit												
11.1 NAIC 1	0	0	0	0	0	XXX	0	0.0	0	0.0	0	0
11.2 NAIC 2	0	0	0	0	0	XXX	0	0.0	0	0.0	0	0
11.3 NAIC 3	0	0	0	0	0	XXX	0	0.0	0	0.0	0	0
11.4 NAIC 4	0	0	0	0	0	XXX	0	0.0	0	0.0	0	0
11.5 NAIC 5	0	0	0	0	0	XXX	0	0.0	0	0.0	0	0
11.6 NAIC 6	0	0	0	0	0	XXX	0	0.0	0	0.0	0	0
11.7 Totals	0	0	0	0	0	XXX	0	0.0	0	0.0	0	0

9015

ANNUAL STATEMENT FOR THE YEAR 2024 OF THE Coventry Health Care of Kansas, Inc.

SCHEDULE D - PART 1A - SECTION 1 (Continued)

Quality and Maturity Distribution of All Bonds Owned December 31, at Book/Adjusted Carrying Values by Major Types of Issues and NAIC Designations

NAIC Designation	1 1 Year or Less	2 Over 1 Year Through 5 Years	3 Over 5 Years Through 10 Years	4 Over 10 Years Through 20 Years	5 Over 20 Years	6 No Maturity Date	7 Total Current Year	8 Col. 7 as a % of Line 12.7	9 Total from Col. 7 Prior Year	10 % From Col. 8 Prior Year	11 Total Publicly Traded	12 Total Privately Placed (a)
12. Total Bonds Current Year												
12.1 NAIC 1	(d) 4,335,953	56,253,225	17,403,531	523,355	0	0	78,516,064	52.6	XXX	XXX	55,220,954	23,295,110
12.2 NAIC 2	(d) 2,701,711	20,998,669	9,242,889	453,937	319,507	0	33,716,713	22.6	XXX	XXX	29,268,640	4,448,073
12.3 NAIC 3	(d) 1,522,351	18,051,673	10,734,831	0	0	0	30,308,855	20.3	XXX	XXX	6,377,870	23,930,985
12.4 NAIC 4	(d) 0	5,388,217	1,401,127	0	0	0	6,789,344	4.5	XXX	XXX	1,025,636	5,763,708
12.5 NAIC 5	(d) 0	0	0	0	0	0	0	0.0	XXX	XXX	0	0
12.6 NAIC 6	(d) 0	0	0	0	0	0	0	0.0	XXX	XXX	0	0
12.7 Totals	8,560,015	100,691,784	38,782,378	977,292	319,507	0	(b) 149,330,976	100.0	XXX	XXX	91,893,100	57,437,876
12.8 Line 12.7 as a % of Col. 7	5.7	67.4	26.0	0.7	0.2	0.0	100.0	XXX	XXX	XXX	61.5	38.5
13. Total Bonds Prior Year												
13.1 NAIC 1	50,983,796	11,239,578	3,297,240	487,505	0	0	XXX	XXX	66,008,119	71.1	19,271,220	46,736,899
13.2 NAIC 2	0	1,142,989	5,996,229	294,006	0	0	XXX	XXX	7,433,224	8.0	6,993,586	439,638
13.3 NAIC 3	713,845	5,715,982	8,047,002	0	316,610	0	XXX	XXX	14,793,439	15.9	4,963,857	9,829,582
13.4 NAIC 4	1,438,700	1,433,974	1,680,396	0	0	0	XXX	XXX	4,553,070	4.9	0	4,553,070
13.5 NAIC 5	0	0	0	0	0	0	XXX	XXX	0	0.0	0	0
13.6 NAIC 6	0	0	0	0	0	0	XXX	XXX	(c) 0	0.0	0	0
13.7 Totals	53,136,341	19,532,523	19,020,867	781,511	316,610	0	XXX	XXX	(b) 92,787,852	100.0	31,228,663	61,559,189
13.8 Line 13.7 as a % of Col. 9	57.3	21.1	20.5	0.8	0.3	0.0	XXX	XXX	100.0	XXX	33.7	66.3
14. Total Publicly Traded Bonds												
14.1 NAIC 1	2,031,972	47,596,246	5,592,736	0	0	0	55,220,954	37.0	19,271,220	20.8	55,220,954	XXX
14.2 NAIC 2	2,677,577	17,933,570	8,043,672	294,314	319,507	0	29,268,640	19.6	6,993,586	7.5	29,268,640	XXX
14.3 NAIC 3	0	4,022,183	2,355,687	0	0	0	6,377,870	4.3	4,963,857	5.3	6,377,870	XXX
14.4 NAIC 4	0	1,025,636	0	0	0	0	1,025,636	0.7	0	0.0	1,025,636	XXX
14.5 NAIC 5	0	0	0	0	0	0	0	0.0	0	0.0	0	XXX
14.6 NAIC 6	0	0	0	0	0	0	0	0.0	0	0.0	0	XXX
14.7 Totals	4,709,549	70,577,635	15,992,095	294,314	319,507	0	91,893,100	61.5	31,228,663	33.7	91,893,100	XXX
14.8 Line 14.7 as a % of Col. 7	5.1	76.8	17.4	0.3	0.3	0.0	100.0	XXX	XXX	XXX	100.0	XXX
14.9 Line 14.7 as a % of Line 12.7, Col. 7, Section 12	3.2	47.3	10.7	0.2	0.2	0.0	61.5	XXX	XXX	XXX	61.5	XXX
15. Total Privately Placed Bonds												
15.1 NAIC 1	2,303,981	8,656,979	11,810,795	523,355	0	0	23,295,110	15.6	46,736,899	50.4	XXX	23,295,110
15.2 NAIC 2	24,134	3,065,099	1,199,217	159,623	0	0	4,448,073	3.0	439,638	0.5	XXX	4,448,073
15.3 NAIC 3	1,522,351	14,029,490	8,379,144	0	0	0	23,930,985	16.0	9,829,582	10.6	XXX	23,930,985
15.4 NAIC 4	0	4,362,581	1,401,127	0	0	0	5,763,708	3.9	4,553,070	4.9	XXX	5,763,708
15.5 NAIC 5	0	0	0	0	0	0	0	0.0	0	0.0	XXX	0
15.6 NAIC 6	0	0	0	0	0	0	0	0.0	0	0.0	XXX	0
15.7 Totals	3,850,466	30,114,149	22,790,283	682,978	0	0	57,437,876	38.5	61,559,189	66.3	XXX	57,437,876
15.8 Line 15.7 as a % of Col. 7	6.7	52.4	39.7	1.2	0.0	0.0	100.0	XXX	XXX	XXX	XXX	100.0
15.9 Line 15.7 as a % of Line 12.7, Col. 7, Section 12	2.6	20.2	15.3	0.5	0.0	0.0	38.5	XXX	XXX	XXX	XXX	38.5

(a) Includes \$ 57,437,876 freely tradable under SEC Rule 144 or qualified for resale under SEC Rule 144A.

(b) Includes \$ 0 current year of bonds with Z designations and \$ 0 prior year of bonds with Z designations. The letter "Z" means the NAIC designation was not assigned by the Securities Valuation Office (SVO) at the date of the statement.

(c) Includes \$ 0 current year, \$ 0 prior year of bonds with 5GI designations and \$ 0 current year, \$ 0 prior year of bonds with 6* designations. "5GI" means the NAIC designation was assigned by the (SVO) in reliance on the insurer's certification that the issuer is current in all principal and interest payments. "6*" means the NAIC designation was assigned by the SVO due to inadequate certification of principal and interest payments.

(d) Includes the following amount of short-term and cash equivalent bonds by NAIC designation: NAIC 1 \$ 0 ; NAIC 2 \$ 0 ; NAIC 3 \$ 0 ; NAIC 4 \$ 0 ; NAIC 5 \$ 0 ; NAIC 6 \$ 0

ANNUAL STATEMENT FOR THE YEAR 2024 OF THE Coventry Health Care of Kansas, Inc.

SCHEDULE D - PART 1A - SECTION 2

Maturity Distribution of All Bonds Owned December 31, at Book/Adjusted Carrying Values by Major Type and Subtype of Issues

Distribution by Type	1 1 Year or Less	2 Over 1 Year Through 5 Years	3 Over 5 Years Through 10 Years	4 Over 10 Years Through 20 Years	5 Over 20 Years	6 No Maturity Date	7 Total Current Year	8 Col. 7 as a % of Line 12.09	9 Total from Col. 7 Prior Year	10 % From Col. 8 Prior Year	11 Total Publicly Traded	12 Total Privately Placed
1. U.S. Governments												
1.01 Issuer Obligations	1,863,914	21,902,267	0	0	0	XXX	23,766,181	15.9	4,926,008	5.3	23,766,181	0
1.02 Residential Mortgage-Backed Securities	0	0	0	0	0	XXX	0	0.0	0	0.0	0	0
1.03 Commercial Mortgage-Backed Securities	0	0	0	0	0	XXX	0	0.0	0	0.0	0	0
1.04 Other Loan-Backed and Structured Securities	0	0	0	0	0	XXX	0	0.0	0	0.0	0	0
1.05 Totals	1,863,914	21,902,267	0	0	0	XXX	23,766,181	15.9	4,926,008	5.3	23,766,181	0
2. All Other Governments												
2.01 Issuer Obligations	0	2,965,207	1,957,947	0	0	XXX	4,923,154	3.3	1,937,814	2.1	3,939,795	983,359
2.02 Residential Mortgage-Backed Securities	0	0	0	0	0	XXX	0	0.0	0	0.0	0	0
2.03 Commercial Mortgage-Backed Securities	0	0	0	0	0	XXX	0	0.0	0	0.0	0	0
2.04 Other Loan-Backed and Structured Securities	0	0	0	0	0	XXX	0	0.0	0	0.0	0	0
2.05 Totals	0	2,965,207	1,957,947	0	0	XXX	4,923,154	3.3	1,937,814	2.1	3,939,795	983,359
3. U.S. States, Territories and Possessions, Guaranteed												
3.01 Issuer Obligations	0	0	0	0	0	XXX	0	0.0	0	0.0	0	0
3.02 Residential Mortgage-Backed Securities	0	0	0	0	0	XXX	0	0.0	0	0.0	0	0
3.03 Commercial Mortgage-Backed Securities	0	0	0	0	0	XXX	0	0.0	0	0.0	0	0
3.04 Other Loan-Backed and Structured Securities	0	0	0	0	0	XXX	0	0.0	0	0.0	0	0
3.05 Totals	0	0	0	0	0	XXX	0	0.0	0	0.0	0	0
4. U.S. Political Subdivisions of States, Territories and Possessions, Guaranteed												
4.01 Issuer Obligations	0	0	0	0	0	XXX	0	0.0	0	0.0	0	0
4.02 Residential Mortgage-Backed Securities	0	0	0	0	0	XXX	0	0.0	0	0.0	0	0
4.03 Commercial Mortgage-Backed Securities	0	0	0	0	0	XXX	0	0.0	0	0.0	0	0
4.04 Other Loan-Backed and Structured Securities	0	0	0	0	0	XXX	0	0.0	0	0.0	0	0
4.05 Totals	0	0	0	0	0	XXX	0	0.0	0	0.0	0	0
5. U.S. Special Revenue & Special Assessment Obligations etc., Non-Guaranteed												
5.01 Issuer Obligations	0	0	0	0	0	XXX	0	0.0	975,304	1.1	0	0
5.02 Residential Mortgage-Backed Securities	953	0	0	0	0	XXX	953	0.0	10,634	0.0	953	0
5.03 Commercial Mortgage-Backed Securities	0	0	0	0	0	XXX	0	0.0	0	0.0	0	0
5.04 Other Loan-Backed and Structured Securities	0	0	0	0	0	XXX	0	0.0	0	0.0	0	0
5.05 Totals	953	0	0	0	0	XXX	953	0.0	985,938	1.1	953	0
6. Industrial and Miscellaneous												
6.01 Issuer Obligations	4,199,928	70,766,396	23,707,175	294,314	319,507	XXX	99,287,320	66.5	76,760,053	82.7	62,128,398	37,158,922
6.02 Residential Mortgage-Backed Securities	0	0	0	0	0	XXX	0	0.0	0	0.0	0	0
6.03 Commercial Mortgage-Backed Securities	167,105	784,586	1,106,082	0	0	XXX	2,057,773	1.4	0	0.0	2,057,773	0
6.04 Other Loan-Backed and Structured Securities	2,328,115	4,273,328	12,011,174	682,978	0	XXX	19,295,595	12.9	8,178,039	8.8	0	19,295,595
6.05 Totals	6,695,148	75,824,310	36,824,431	977,292	319,507	XXX	120,640,688	80.8	84,938,092	91.5	64,186,171	56,454,517
7. Hybrid Securities												
7.01 Issuer Obligations	0	0	0	0	0	XXX	0	0.0	0	0.0	0	0
7.02 Residential Mortgage-Backed Securities	0	0	0	0	0	XXX	0	0.0	0	0.0	0	0
7.03 Commercial Mortgage-Backed Securities	0	0	0	0	0	XXX	0	0.0	0	0.0	0	0
7.04 Other Loan-Backed and Structured Securities	0	0	0	0	0	XXX	0	0.0	0	0.0	0	0
7.05 Totals	0	0	0	0	0	XXX	0	0.0	0	0.0	0	0
8. Parent, Subsidiaries and Affiliates												
8.01 Issuer Obligations	0	0	0	0	0	XXX	0	0.0	0	0.0	0	0
8.02 Residential Mortgage-Backed Securities	0	0	0	0	0	XXX	0	0.0	0	0.0	0	0
8.03 Commercial Mortgage-Backed Securities	0	0	0	0	0	XXX	0	0.0	0	0.0	0	0
8.04 Other Loan-Backed and Structured Securities	0	0	0	0	0	XXX	0	0.0	0	0.0	0	0
8.05 Affiliated Bank Loans - Issued	0	0	0	0	0	XXX	0	0.0	0	0.0	0	0
8.06 Affiliated Bank Loans - Acquired	0	0	0	0	0	XXX	0	0.0	0	0.0	0	0
8.07 Totals	0	0	0	0	0	XXX	0	0.0	0	0.0	0	0

8018

ANNUAL STATEMENT FOR THE YEAR 2024 OF THE Coventry Health Care of Kansas, Inc.

SCHEDULE D - PART 1A - SECTION 2 (Continued)

Maturity Distribution of All Bonds Owned December 31, at Book/Adjusted Carrying Values by Major Type and Subtype of Issues

Distribution by Type	1 1 Year or Less	2 Over 1 Year Through 5 Years	3 Over 5 Years Through 10 Years	4 Over 10 Years Through 20 Years	5 Over 20 Years	6 No Maturity Date	7 Total Current Year	8 Col. 7 as a % of Line 12.09	9 Total from Col. 7 Prior Year	10 % From Col. 8 Prior Year	11 Total Publicly Traded	12 Total Privately Placed
9. SVO Identified Funds												
9.01 Exchange Traded Funds Identified by the SVO	XXX	XXX	XXX	XXX	XXX	0	0	0.0	0	0.0	0	0
10. Unaffiliated Bank Loans												
10.01 Unaffiliated Bank Loans - Issued	0	0	0	0	0	XXX	0	0.0	0	0.0	0	0
10.02 Unaffiliated Bank Loans - Acquired	0	0	0	0	0	XXX	0	0.0	0	0.0	0	0
10.03 Totals	0	0	0	0	0	XXX	0	0.0	0	0.0	0	0
11. Unaffiliated Certificates of Deposit												
11.01 Totals	0	0	0	0	0	XXX	0	0.0	0	0.0	0	0
12. Total Bonds Current Year												
12.01 Issuer Obligations	6,063,842	95,633,870	25,665,122	294,314	319,507	XXX	127,976,655	85.7	XXX	XXX	89,834,374	38,142,281
12.02 Residential Mortgage-Backed Securities	953	0	0	0	0	XXX	953	0.0	XXX	XXX	953	0
12.03 Commercial Mortgage-Backed Securities	167,105	784,586	1,106,082	0	0	XXX	2,057,773	1.4	XXX	XXX	2,057,773	0
12.04 Other Loan-Backed and Structured Securities	2,328,115	4,273,328	12,011,174	682,978	0	XXX	19,295,595	12.9	XXX	XXX	0	19,295,595
12.05 SVO Identified Funds	XXX	XXX	XXX	XXX	XXX	0	0	0.0	XXX	XXX	0	0
12.06 Affiliated Bank Loans	0	0	0	0	0	XXX	0	0.0	XXX	XXX	0	0
12.07 Unaffiliated Bank Loans	0	0	0	0	0	XXX	0	0.0	XXX	XXX	0	0
12.08 Unaffiliated Certificates of Deposit	0	0	0	0	0	XXX	0	0.0	XXX	XXX	0	0
12.09 Totals	8,560,015	100,691,784	38,782,378	977,292	319,507	0	149,330,976	100.0	XXX	XXX	91,893,100	57,437,876
12.10 Line 12.09 as a % of Col. 7	5.7	67.4	26.0	0.7	0.2	0.0	100.0	XXX	XXX	XXX	61.5	38.5
13. Total Bonds Prior Year												
13.01 Issuer Obligations	50,653,478	16,148,649	16,698,931	781,511	316,610	XXX	XXX	XXX	84,599,179	91.2	31,218,029	53,381,150
13.02 Residential Mortgage-Backed Securities	7,911	2,723	0	0	0	XXX	XXX	XXX	10,634	0.0	10,634	0
13.03 Commercial Mortgage-Backed Securities	0	0	0	0	0	XXX	XXX	XXX	0	0.0	0	0
13.04 Other Loan-Backed and Structured Securities	2,474,952	3,381,151	2,321,936	0	0	XXX	XXX	XXX	8,178,039	8.8	0	8,178,039
13.05 SVO Identified Funds	XXX	XXX	XXX	XXX	XXX	0	XXX	XXX	0	0.0	0	0
13.06 Affiliated Bank Loans	0	0	0	0	0	XXX	XXX	XXX	0	0.0	0	0
13.07 Unaffiliated Bank Loans	0	0	0	0	0	XXX	XXX	XXX	0	0.0	0	0
13.08 Unaffiliated Certificates of Deposit	0	0	0	0	0	XXX	XXX	XXX	0	0.0	0	0
13.09 Totals	53,136,341	19,532,523	19,020,867	781,511	316,610	0	XXX	XXX	92,787,852	100.0	31,228,663	61,559,189
13.10 Line 13.09 as a % of Col. 9	57.3	21.1	20.5	0.8	0.3	0.0	XXX	XXX	100.0	XXX	33.7	66.3
14. Total Publicly Traded Bonds												
14.01 Issuer Obligations	4,541,491	69,793,049	14,886,013	294,314	319,507	XXX	89,834,374	60.2	31,218,029	33.6	89,834,374	XXX
14.02 Residential Mortgage-Backed Securities	953	0	0	0	0	XXX	953	0.0	10,634	0.0	953	XXX
14.03 Commercial Mortgage-Backed Securities	167,105	784,586	1,106,082	0	0	XXX	2,057,773	1.4	0	0.0	2,057,773	XXX
14.04 Other Loan-Backed and Structured Securities	0	0	0	0	0	XXX	0	0.0	0	0.0	0	XXX
14.05 SVO Identified Funds	XXX	XXX	XXX	XXX	XXX	0	0	0.0	0	0.0	0	XXX
14.06 Affiliated Bank Loans	0	0	0	0	0	XXX	0	0.0	0	0.0	0	XXX
14.07 Unaffiliated Bank Loans	0	0	0	0	0	XXX	0	0.0	0	0.0	0	XXX
14.08 Unaffiliated Certificates of Deposit	0	0	0	0	0	XXX	0	0.0	0	0.0	0	XXX
14.09 Totals	4,709,549	70,577,635	15,992,095	294,314	319,507	0	91,893,100	61.5	31,228,663	33.7	91,893,100	XXX
14.10 Line 14.09 as a % of Col. 7	5.1	76.8	17.4	0.3	0.3	0.0	100.0	XXX	XXX	XXX	100.0	XXX
14.11 Line 14.09 as a % of Line 12.09, Col. 7, Section 12	3.2	47.3	10.7	0.2	0.2	0.0	61.5	XXX	XXX	XXX	61.5	XXX
15. Total Privately Placed Bonds												
15.01 Issuer Obligations	1,522,351	25,840,821	10,779,109	0	0	XXX	38,142,281	25.5	53,381,150	57.5	XXX	38,142,281
15.02 Residential Mortgage-Backed Securities	0	0	0	0	0	XXX	0	0.0	0	0.0	XXX	0
15.03 Commercial Mortgage-Backed Securities	0	0	0	0	0	XXX	0	0.0	0	0.0	XXX	0
15.04 Other Loan-Backed and Structured Securities	2,328,115	4,273,328	12,011,174	682,978	0	XXX	19,295,595	12.9	8,178,039	8.8	XXX	19,295,595
15.05 SVO Identified Funds	XXX	XXX	XXX	XXX	XXX	0	0	0.0	0	0.0	XXX	0
15.06 Affiliated Bank Loans	0	0	0	0	0	XXX	0	0.0	0	0.0	XXX	0
15.07 Unaffiliated Bank Loans	0	0	0	0	0	XXX	0	0.0	0	0.0	XXX	0
15.08 Unaffiliated Certificates of Deposit	0	0	0	0	0	XXX	0	0.0	0	0.0	XXX	0
15.09 Totals	3,850,466	30,114,149	22,790,283	682,978	0	0	57,437,876	38.5	61,559,189	66.3	XXX	57,437,876
15.10 Line 15.09 as a % of Col. 7	6.7	52.4	39.7	1.2	0.0	0.0	100.0	XXX	XXX	XXX	XXX	100.0
15.11 Line 15.09 as a % of Line 12.09, Col. 7, Section 12	2.6	20.2	15.3	0.5	0.0	0.0	38.5	XXX	XXX	XXX	XXX	38.5

6019

Schedule DA - Verification - Short-Term Investments

N O N E

Schedule DB - Part A - Verification - Options, Caps, Floors, Collars, Swaps and Forwards

N O N E

Schedule DB - Part B - Verification - Futures Contracts

N O N E

Schedule DB - Part C - Section 1 - Replication (Synthetic Asset) Transactions (RSATs) Open

N O N E

Schedule DB-Part C-Section 2-Reconciliation of Replication (Synthetic Asset) Transactions Open

N O N E

Schedule DB - Verification - Book/Adjusted Carrying Value, Fair Value and Potential Exposure of
Derivatives

N O N E

ANNUAL STATEMENT FOR THE YEAR 2024 OF THE Coventry Health Care of Kansas, Inc.
SCHEDULE E - PART 2 - VERIFICATION BETWEEN YEARS

(Cash Equivalents)

	1	2	3	4
	Total	Bonds	Money Market Mutual funds	Other (a)
1. Book/adjusted carrying value, December 31 of prior year	48,501,915	48,500,934	981	0
2. Cost of cash equivalents acquired	657,118,108	447,918,997	176,484	209,022,627
3. Accrual of discount	1,106,332	1,106,332	0	0
4. Unrealized valuation increase/(decrease)	0	0	0	0
5. Total gain (loss) on disposals	67	(2)	0	69
6. Deduct consideration received on disposals	693,013,488	497,526,261	177,465	195,309,762
7. Deduct amortization of premium	0	0	0	0
8. Total foreign exchange change in book/adjusted carrying value	0	0	0	0
9. Deduct current year's other-than-temporary impairment recognized	0	0	0	0
10. Book/adjusted carrying value at end of current period (Lines 1+2+3+4+5-6-7+8-9)	13,712,934	0	0	13,712,934
11. Deduct total nonadmitted amounts	0	0	0	0
12. Statement value at end of current period (Line 10 minus Line 11)	13,712,934	0	0	13,712,934

(a) Indicate the category of such investments, for example, joint ventures, transportation equipment:

Schedule A - Part 1 - Real Estate Owned

NONE

Schedule A - Part 2 - Real Estate Acquired and Additions Made

NONE

Schedule A - Part 3 - Real Estate Disposed

NONE

Schedule B - Part 1 - Mortgage Loans Owned

NONE

Schedule B - Part 2 - Mortgage Loans Acquired and Additions Made

NONE

Schedule B - Part 3 - Mortgage Loans Disposed, Transferred or Repaid

NONE

Schedule BA - Part 1 - Other Long-Term Invested Assets Owned

NONE

Schedule BA - Part 2 - Other Long-Term Invested Assets Acquired and Additions Made

NONE

Schedule BA - Part 3 - Other Long-Term Invested Assets Disposed, Transferred or Repaid

NONE

ANNUAL STATEMENT FOR THE YEAR 2024 OF THE Coventry Health Care of Kansas, Inc.

SCHEDULE D - PART 1

Showing All Long-Term BONDS Owned December 31 of Current Year

1	2	Codes			6	7	Fair Value		10	11	Change in Book/Adjusted Carrying Value				Interest					Dates	
		3	4	5			8	9			12	13	14	15	16	17	18	19	20	21	22
CUSIP Identification	Description	C o d e	F o r e i g n	B o n d C h a r	NAIC Designation, NAIC Designation Modifier and SVO Administrative Symbol	Actual Cost	Rate Used to Obtain Fair Value	Fair Value	Par Value	Book/ Adjusted Carrying Value	Unrealized Valuation Increase/ (Decrease)	Current Year's (Amortization)/ Accretion	Current Year's Other-Than-Temporary Impairment Recognized	Total Foreign Exchange Change in Book/ Adjusted Carrying Value	Rate of	Effective Rate of	When Paid	Admitted Amount Due and Accrued	Amount Received During Year	Acquired	Stated Contractual Maturity Date
91282C-AJ-0	US TREASURY NOTE/BOND	..SD.			1.A	1,814,502	97.4020	1,826,294	1,875,000	1,863,914	0	16,661	0	0	0.250	0.912	FA	1,593	4,688	08/31/2020	08/31/2025
91282C-KA-8	US TREASURY NOTE/BOND				1.A	2,452,813	99.7340	2,493,359	2,500,000	2,463,593	0	10,781	0	0	4.125	4.853	FA	39,952	51,563	04/30/2024	02/15/2027
91282C-KJ-9	US TREASURY NOTE/BOND				1.A	2,977,969	100.5160	3,015,469	3,000,000	2,982,531	0	4,562	0	0	4.500	5.149	AO	28,929	67,500	05/02/2024	04/15/2027
91282C-KR-1	US TREASURY NOTE/BOND				1.A	994,414	100.5160	1,005,156	1,000,000	995,448	0	1,034	0	0	4.500	4.703	MN	5,843	22,500	05/23/2024	05/15/2027
91282C-KV-2	US TREASURY NOTE/BOND				1.A	4,017,422	100.8520	4,034,063	4,000,000	4,014,688	0	(2,734)	0	0	4.625	4.464	JD	8,640	92,500	07/09/2024	06/15/2027
91282C-KX-8	US TREASURY NOTE/BOND				1.A	6,969,297	99.4770	6,963,359	7,000,000	6,972,080	0	2,783	0	0	4.250	4.349	JD	822	148,750	06/28/2024	06/30/2029
91282C-KZ-3	US TREASURY NOTE/BOND				1.A	2,000,469	100.2730	2,005,469	2,000,000	2,000,367	0	(102)	0	0	4.375	4.367	JJ	40,421	0	07/10/2024	07/15/2027
91282C-MB-4	US TREASURY NOTE/BOND				1.A	2,473,438	99.2420	2,481,055	2,500,000	2,473,560	0	123	0	0	4.000	4.385	JD	4,621	0	12/24/2024	12/15/2027
0019999999	Subtotal - Bonds - U.S. Governments - Issuer Obligations					23,700,324	XXX	23,824,224	23,875,000	23,766,181	0	33,108	0	0	XXX	XXX	XXX	129,870	387,501	XXX	XXX
0109999999	Total - U.S. Government Bonds					23,700,324	XXX	23,824,224	23,875,000	23,766,181	0	33,108	0	0	XXX	XXX	XXX	129,870	387,501	XXX	XXX
105756-CG-3	BRAZIL REPUBLIC OF SR UNSECURED	D			3.B FE	985,720	97.4590	974,588	1,000,000	974,588	(12,676)	1,455	0	0	6.250	6.500	MS	17,882	51,736	11/13/2023	03/18/2031
168863-CF-3	CHILE REPUBLIC OF SR UNSECURED	D	2		1.F FE	936,250	94.6080	946,084	1,000,000	945,956	0	9,706	0	0	3.240	5.149	FA	13,050	16,200	05/17/2024	02/06/2028
896292-AM-1	TRINIDAD & TOBAGO SR UNSECURED	D	1		3.B FE	987,000	98.3360	983,359	1,000,000	983,359	(4,111)	470	0	0	6.400	6.579	JD	889	32,000	07/01/2024	06/26/2034
900123-CT-5	TURKEY REPUBLIC OF SR UNSECURED	D			4.A FE	1,028,980	103.6470	1,036,474	1,000,000	1,025,636	0	(3,344)	0	0	7.625	6.924	AO	13,767	38,125	05/07/2024	04/26/2029
P3579E-BV-8	DOMINICAN REPUBLIC SR UNSECURED	D			3.B FE	991,750	99.4460	993,615	1,000,000	993,615	0	1,865	0	0	5.950	6.281	JJ	25,783	29,750	05/08/2024	01/25/2027
0219999999	Subtotal - Bonds - All Other Governments - Issuer Obligations					4,929,700	XXX	4,934,963	5,000,000	4,923,154	(16,787)	10,152	0	0	XXX	XXX	XXX	71,371	167,811	XXX	XXX
0309999999	Total - All Other Government Bonds					4,929,700	XXX	4,934,963	5,000,000	4,923,154	(16,787)	10,152	0	0	XXX	XXX	XXX	71,371	167,811	XXX	XXX
0509999999	Total - U.S. States, Territories and Possessions Bonds					0	XXX	0	0	0	0	0	0	0	XXX	XXX	XXX	0	0	XXX	XXX
0709999999	Total - U.S. Political Subdivisions Bonds					0	XXX	0	0	0	0	0	0	0	XXX	XXX	XXX	0	0	XXX	XXX
3128MC-NE-1	Freddie Mac POOL NO G13789			4	1.A	641	99.7500	611	612	612	0	(2)	0	0	4.500	3.826	MON	2	28	03/23/2010	04/01/2025
3128MC-NF-8	Freddie Mac POOL NO G13790			4	1.A	357	99.7550	340	341	341	0	(1)	0	0	4.500	3.836	MON	1	15	03/23/2010	04/01/2025
0829999999	Subtotal - Bonds - U.S. Special Revenues - Residential Mortgage-Backed Securities					998	XXX	951	953	953	0	(3)	0	0	XXX	XXX	XXX	3	43	XXX	XXX
0909999999	Total - U.S. Special Revenues Bonds					998	XXX	951	953	953	0	(3)	0	0	XXX	XXX	XXX	3	43	XXX	XXX
00253X-AB-7	AMERICAN AIRLINES/AADVAN 1ST LIEN				3.A FE	992,475	99.2350	992,345	1,000,000	971,222	12,641	3,223	0	0	5.750	6.217	JAJO	11,340	57,660	11/20/2023	04/20/2029
012653-AD-3	ALBEMARLE CORP SR UNSECURED			1	2.C FE	499,540	99.1420	495,708	500,000	499,755	0	86	0	0	4.650	4.670	JD	1,938	23,250	05/10/2022	06/01/2027
013817-AK-7	ALCOA INC SR UNSECURED			1	2.B FE	293,970	103.5800	310,739	300,000	294,314	0	308	0	0	5.950	6.174	FA	7,438	17,850	11/29/2023	02/01/2037
013822-AH-4	ALCOA NEDERLAND HOLDING SR UNSECURED			1	3.A FE	510,000	103.3450	516,723	500,000	508,747	0	(1,253)	0	0	7.125	6.638	MS	10,490	17,219	04/23/2024	03/15/2031
025816-DV-8	AMERICAN EXPRESS SR UNSECURED			1	1.F FE	1,502,430	100.3640	1,505,463	1,500,000	1,502,066	0	(364)	0	0	5.043	4.984	JJ	32,569	0	07/25/2024	07/26/2028
02665W-FK-2	AMERICAN HONDA FINANCE SR UNSECURED			1	1.G FE	3,039,230	100.4040	3,012,106	3,000,000	3,035,157	0	(4,073)	0	0	4.900	4.402	JJ	69,825	0	09/05/2024	07/09/2027
031162-DH-0	AMGEN INC SR UNSECURED			1	2.A FE	998,670	96.1790	961,794	1,000,000	999,039	0	177	0	0	4.050	4.072	FA	14,963	40,500	08/15/2022	08/18/2029
03740L-AA-0	AON CORP/AON GLOBAL HOLD SR UNSECURED			1	2.A FE	823,180	82.5250	825,251	1,000,000	831,959	0	8,779	0	0	2.050	5.059	FA	7,289	10,250	07/30/2024	08/23/2031
043436-AX-2	ASBURY AUTOMOTIVE GROUP SR UNSECURED			1	3.B FE	423,750	91.5220	457,611	500,000	431,592	0	7,040	0	0	5.000	7.515	MN	3,194	25,000	11/14/2023	02/15/2032
05656E-CO-6	BMW US CAPITAL LLC SR UNSECURED			1	1.F FE	999,820	99.4910	994,914	1,000,000	999,883	0	(37)	0	0	4.600	4.603	FA	17,633	0	08/07/2024	08/13/2027
103730-BY-5	BP CAP MARKETS AMERICA SR UNSECURED			1	1.E FE	1,000,000	101.0590	1,010,595	1,000,000	1,000,000	0	0	0	0	5.017	5.017	MN	6,132	25,065	05/15/2024	11/17/2027
11135F-CB-5	BROADCOM INC SR UNSECURED			1	2.B FE	998,240	97.2580	972,583	1,000,000	998,256	0	16	0	0	4.350	4.388	FA	10,754	0	09/26/2024	02/15/2030
12008R-AR-8	BUILDERS FIRSTSOURCE INC SR UNSECURED			1	3.C FE	456,875	99.4940	457,470	500,000	464,179	0	3,451	0	0	6.375	7.653	JD	1,417	31,875	10/17/2022	06/15/2032
1248EP-CP-6	CCO HOLDINGS LLC CAP CORP SR UNSECURED			1	3.C FE	403,750	81.1330	405,665	500,000	404,967	0	1,217	0	0	4.250	7.139	JJ	9,799	0	11/01/2024	01/15/2034
12653C-AK-4	CNX RESOURCES CORP SR UNSECURED			1	3.B FE	500,000	102.6750	513,377	500,000	500,000	0	0	0	0	7.375	7.375	JJ	17,003	36,875	09/12/2022	01/15/2031
127387-AN-8	CADENCE DESIGN SYS INC SR UNSECURED			1	1.G FE	998,580	98.0190	990,194	1,000,000	998,605	0	25	0	0	4.300	4.332	MS	13,258	0	09/04/2024	09/10/2029
14149Y-BN-7	CARDINAL HEALTH INC SR UNSECURED			1	2.B FE	1,478,055	100.1940	1,502,903	1,500,000	1,480,923	0	2,868	0	0	5.125	5.472	FA	29,042	37,370	04/11/2024	02/15/2029
143658-BN-1	CARNIVAL CORP SR UNSECURED			1	3.B FE	245,938	99.6710	249,176	250,000	246,664	0	726	0	0	5.750	6.414	MS	4,792	7,188	06/24/2024	03/01/2027
143658-BR-2	CARNIVAL CORP SR UNSECURED			1	3.B FE	488,435	99.7940	498,969	500,000	490,067	0	1,632	0	0	6.000	6.531	MN	5,001	30,000	02/22/2024	05/01/2029
14913U-AR-1	CATERPILLAR FINL SERVICE SR UNSECURED			1	1.F FE	999,500	99.5920	995,916	1,000,000	999,450	0	(50)	0	0	4.400	4.419	AO	9,289	7,211	08/12/2024	10/15/2027

E10

ANNUAL STATEMENT FOR THE YEAR 2024 OF THE Coventry Health Care of Kansas, Inc.

SCHEDULE D - PART 1

Showing All Long-Term BONDS Owned December 31 of Current Year

1	2	Codes			6	7	Fair Value		10	11	Change in Book/Adjusted Carrying Value				Interest					Dates	
		3	4	5			8	9			12	13	14	15	16	17	18	19	20	21	22
CUSIP Identification	Description	C o d e	F o r e i g n	B o n d C h a r	NAIC Designation, NAIC Designation Modifier and SVO Administrative Symbol	Actual Cost	Rate Used to Obtain Fair Value	Fair Value	Par Value	Book/ Adjusted Carrying Value	Unrealized Valuation Increase/ (Decrease)	Current Year's (Amor-tization)/ Accretion	Current Year's Other-Than-Temporary Impairment Recognized	Total Foreign Exchange Change in Book/ Adjusted Carrying Value	Rate of	Effective Rate of	When Paid	Admitted Amount Due and Accrued	Amount Received During Year	Acquired	Stated Contractual Maturity Date
17275R-BQ-4	CISCO SYSTEMS INC SR UNSECURED	1			1.E FE	998,700	100.6970	1,006,975	1,000,000	998,987	0	287	0	0	4.800	4.847	FA	16,667	24,000	02/21/2024	02/26/2027
17888H-AB-9	CIVITAS RESOURCES INC SR UNSECURED	1			3.C FE	512,500	104.2600	521,298	500,000	509,340	0	(2,224)	0	0	8.750	8.126	JJ	21,875	43,993	07/12/2023	07/01/2031
185899-AN-1	CLEVELAND-CLIFFS INC SR UNSECURED	1			3.C FE	491,250	97.8750	489,375	500,000	489,375	(3,055)	1,133	0	0	6.750	7.095	AO	7,125	33,750	12/11/2023	04/15/2030
185899-AP-6	CLEVELAND-CLIFFS INC SR UNSECURED	1			3.C FE	500,000	98.1860	490,931	500,000	490,931	(9,069)	0	0	0	7.000	7.000	MS	10,306	17,208	03/04/2024	03/15/2032
185899-AR-2	CLEVELAND-CLIFFS INC SR UNSECURED	1			3.C FE	500,000	98.3540	491,770	500,000	491,770	(8,230)	0	0	0	7.375	7.375	MM	7,068	11,208	10/08/2024	05/01/2033
19416M-AB-5	PERMIAN RESOURC OPTG LLC SR UNSECURED	1			3.B FE	721,875	98.1370	736,024	750,000	727,396	0	4,180	0	0	5.875	6.661	JJ	22,031	44,063	09/06/2023	07/01/2029
205768-AS-3	COMSTOCK RESOURCES INC SR UNSECURED	1			4.B FE	466,250	97.5830	487,915	500,000	470,250	0	4,000	0	0	6.750	8.470	MS	11,250	16,875	04/18/2024	03/01/2029
23919K-AS-7	DAVITA INC SR UNSECURED	1			3.C FE	665,625	91.8580	688,938	750,000	673,925	0	8,300	0	0	4.625	6.900	JD	2,891	34,688	04/04/2024	06/01/2030
23919K-AW-8	DAVITA INC SR UNSECURED	1			3.C FE	502,500	100.7540	503,768	500,000	502,289	0	(211)	0	0	6.875	6.755	MS	13,177	0	08/14/2024	09/01/2032
24422E-WK-1	DEERE JOHN CAP CORP SR UNSECURED	1			1.E FE	998,290	99.0180	990,181	1,000,000	998,987	0	329	0	0	4.150	4.188	MS	12,219	41,500	09/06/2022	09/15/2027
26885B-AN-0	EQT MIDSTREAM PARTNERS L SR UNSECURED	1			3.A FE	654,688	106.6170	666,359	625,000	646,551	0	(3,604)	0	0	7.500	6.664	JD	3,906	46,875	08/17/2022	06/01/2030
27034R-AC-7	EARTHSTONE ENERGY HOL SR UNSECURED	1			3.B FE	544,375	109.9700	549,852	500,000	535,313	0	(8,411)	0	0	9.875	7.561	JJ	22,767	51,432	11/27/2023	07/15/2031
294429-AX-3	EQUIFAX INC SR UNSECURED	1			2.B FE	999,680	98.8110	998,110	1,000,000	999,644	0	(36)	0	0	4.800	4.806	MS	18,133	0	08/12/2024	09/15/2029
29449W-AR-8	EQUITABLE FINANCIAL LIFE SECURED	1			1.E FE	499,850	100.1230	500,615	500,000	499,829	0	(21)	0	0	4.875	4.886	MM	2,844	0	11/12/2024	11/19/2027
30303M-AG-0	META PLATFORMS INC SR UNSECURED	1			1.D FE	499,052	97.7030	488,514	500,000	499,440	0	195	0	0	3.500	3.544	FA	6,611	17,500	12/28/2022	08/15/2027
337932-AM-9	FIRSTENERGY CORP SR UNSECURED SERIES C	1			2.C FE	316,250	67.7620	338,812	500,000	319,507	0	2,897	0	0	3.400	6.270	MS	5,667	17,000	11/13/2023	03/01/2050
345397-C6-8	FORD MOTOR CREDIT CO LLC SR UNSECURED	1			2.C FE	774,390	105.9050	794,284	750,000	769,189	0	(3,122)	0	0	7.350	6.739	MS	17,609	55,125	04/18/2023	03/06/2030
345397-D4-2	FORD MOTOR CREDIT CO LLC SR UNSECURED	1			2.C FE	500,000	105.2470	526,235	500,000	500,000	0	0	0	0	7.200	7.200	JD	2,100	36,000	06/05/2023	06/10/2030
35909M-AE-0	FRONTIER COMMUNICATIONS 1ST LIEN	1			4.B FE	493,750	106.3400	531,699	500,000	494,437	0	635	0	0	8.625	8.857	MS	12,698	43,125	11/28/2023	03/15/2031
366504-AA-6	GARRETT MOTION HLD/SARL SR UNSECURED	1			4.A FE	378,750	101.3120	379,921	375,000	378,335	0	(415)	0	0	7.750	7.502	MM	2,503	15,258	05/07/2024	05/31/2032
366651-AG-2	GARTNER INC SR UNSECURED	1			2.C FE	435,870	93.0390	465,194	500,000	449,234	0	9,597	0	0	3.625	6.272	JD	806	18,125	08/02/2023	06/15/2029
372460-AF-2	GENUINE PARTS CO SR UNSECURED	1			2.B FE	996,960	99.6560	996,556	1,000,000	997,120	0	160	0	0	4.950	5.019	FA	19,525	0	08/07/2024	08/15/2029
378272-BS-6	GLENCORE FUNDING LLC SR UNSECURED	1			2.A FE	1,000,000	100.7850	1,007,852	1,000,000	1,000,000	0	0	0	0	5.371	5.371	AO	12,980	26,850	03/26/2024	04/04/2029
38141G-B2-9	GOLDMAN SACHS GROUP SR UNSECURED	1			1.F FE	999,470	99.4640	994,645	1,000,000	999,470	0	0	0	0	5.049	5.059	JJ	22,160	0	07/18/2024	05/23/2030
404119-BT-5	HCA INC 1ST LIEN	1			2.C FE	1,007,110	100.2340	1,002,340	1,000,000	1,005,400	0	(1,710)	0	0	5.250	4.663	JD	2,333	26,250	09/05/2024	06/15/2026
42704L-AE-4	HERC HOLDINGS INC SR UNSECURED	1			3.C FE	511,875	101.2190	506,093	500,000	506,093	(4,614)	(1,168)	0	0	6.625	5.929	JD	1,472	17,299	07/23/2024	06/15/2029
438516-CE-4	HONEYWELL INTL SR UNSECURED	1			1.F FE	468,780	93.0880	465,442	500,000	486,003	0	6,215	0	0	1.100	2.434	MS	1,833	5,500	02/25/2022	03/01/2027
452327-AQ-2	ILLUMINA INC SR UNSECURED	1			2.B FE	999,300	99.7130	997,127	1,000,000	999,341	0	41	0	0	4.650	4.687	MS	14,467	0	09/04/2024	09/09/2026
45344L-AC-7	CRESCENT ENERGY FINANCE SR UNSECURED	1			3.C FE	530,000	104.5120	522,560	500,000	522,560	(1,982)	(5,458)	0	0	9.250	6.394	FA	17,472	23,125	07/23/2024	02/15/2028
478375-AR-9	JOHNSON CONTROLS INTL PL SR UNSECURED	1			2.B FE	989,330	99.0650	990,654	1,000,000	992,033	0	2,703	0	0	3.900	4.835	FA	14,842	19,500	08/06/2024	02/14/2026
49327M-3F-9	KEY BANK NA SR UNSECURED	1			2.A FE	1,009,290	102.4310	1,024,308	1,000,000	1,008,326	0	(964)	0	0	5.850	5.523	MM	7,475	29,250	07/30/2024	11/15/2027
501797-AW-4	L BRANDS INC SR UNSECURED	1			3.B FE	505,625	100.7750	503,877	500,000	503,877	(765)	(983)	0	0	6.625	6.339	AO	8,281	33,125	02/06/2024	10/01/2030
513272-AC-8	LAMB WEST HLD SR UNSECURED	1			3.C FE	491,250	97.5910	487,953	500,000	487,953	(2,429)	1,436	0	0	4.875	5.230	MM	3,115	24,375	08/17/2022	05/15/2028
527298-BX-0	LEVEL 3 FINANCING INC 1ST LIEN	1			4.B FE	497,500	111.4060	557,029	500,000	497,681	0	181	0	0	10.500	10.633	MS	17,500	23,188	05/28/2024	04/15/2029
532457-CP-1	LILLY ELI SR UNSECURED	1			1.E FE	1,713,209	99.4580	1,690,793	1,700,000	1,711,778	0	(1,431)	0	0	4.150	3.860	FA	26,848	0	09/05/2024	08/14/2027
532457-CQ-9	LILLY ELI SR UNSECURED	1			1.E FE	997,810	97.8600	978,596	1,000,000	997,921	0	111	0	0	4.200	4.249	FA	15,983	0	08/12/2024	08/14/2029
571903-BJ-1	MARRIOTT INTL SR UNSECURED	1			2.B FE	1,023,110	100.7260	1,007,260	1,000,000	1,021,131	0	(1,979)	0	0	5.000	4.165	AO	10,556	25,000	09/25/2024	10/15/2027
576485-AG-1	MATADOR RESOURCES CO SR UNSECURED	1			3.C FE	501,250	98.7480	493,742	500,000	493,742	(7,301)	(207)	0	0	6.500	6.440	AO	6,861	17,424	03/27/2024	04/15/2032
58769J-AT-4	MERCEDES-BENZ FIN NA SR UNSECURED	1			1.F FE	999,810	100.2880	1,002,882	1,000,000	999,807	0	(307)	0	0	4.875	4.885	JJ	20,313	0	07/29/2024	07/31/2026
62886H-BE-0	NCL CORP LTD 1ST LIEN	1			3.C FE	248,750	99.7290	249,323	250,000	248,906	0	156	0	0	5.875	6.094	FA	5,549	0	08/15/2024	02/15/2027
62886H-BP-5	NCL CORP LTD SR UNSECURED	1			4.C FE	500,000	98.8110	494,056	500,000	494,056	(5,944)	0	0	0	6.250	6.249	MS	9,028	0	11/13/2024	03/01/2030
629377-CW-0	NRG ENERGY INC SR UNSECURED	1			3.B FE	500,000	97.1420	485,710	500,000	485,710	(14,290)	0	0	0	6.000	6.000	FA	5,083	0	10/16/2024	02/01/2033
629377-CX-8	NRG ENERGY INC SR UNSECURED	1			3.B FE	752,813	98.1330	735,996	750,000	735,996	(16,882)	(135)	0	0	6.250	6.183	MM	7,943	0	10/17/2024	11/01/2034
636190-BN-0	NATIONAL FUEL GAS CO SR UNSECURED	2			2.C FE	980,780	97.1760	971,762	1,000,000	982,641	0	1,861	0	0	3.950	4.638	MS	11,631	19,750	09/05/2024	09/15/2027
63743H-FR-8	NATL RURAL UTIL COOP FINANCE SR UNSECURED	1			1.F FE	999,380	100.7930	1,007,925	1,000,000	999,432	0	52	0	0	5.100	5.123	MM	7,792	24,933	05/07/2024	05/06/2027

ANNUAL STATEMENT FOR THE YEAR 2024 OF THE Coventry Health Care of Kansas, Inc.

SCHEDULE D - PART 1

Showing All Long-Term BONDS Owned December 31 of Current Year

1	2	Codes			6	7	Fair Value		10	11	Change in Book/Adjusted Carrying Value				Interest					Dates	
		3	4	5			8	9			12	13	14	15	16	17	18	19	20	21	22
CUSIP Identification	Description	Code	Rating	Bond Char	NAIC Designation, NAIC Designation Modifier and SVO Administrative Symbol	Actual Cost	Rate Used to Obtain Fair Value	Fair Value	Par Value	Book/ Adjusted Carrying Value	Unrealized Valuation Increase/ (Decrease)	Current Year's (Amortization)/ Accretion	Current Year's Other-Than-Temporary Impairment Recognized	Total Foreign Exchange Change in Book/ Adjusted Carrying Value	Rate of	Effective Rate of	When Paid	Admitted Amount Due and Accrued	Amount Received During Year	Acquired	Stated Contractual Maturity Date
651229-BC-9	NEWELL RUBBERMAID INC SR UNSECURED	1			3.C FE	500,000	100.8290	504,146	500,000	500,000	1,174	0	0	0	6.375	6.375	MS	9,385	31,875	09/09/2022	09/15/2027
674599-EF-8	OCCIDENTAL PETROLEUM SR UNSECURED	1			2.C FE	503,750	102.3300	511,648	500,000	502,882	0	(431)	0	0	6.125	6.000	JJ	15,313	30,625	10/06/2022	01/01/2031
68622T-AA-9	ORGANON & CO/ORG SECURED	1			3.B FE	470,250	93.9770	516,874	500,000	487,846	0	15,674	0	0	4.125	8.058	AO	3,844	22,688	11/10/2023	04/30/2028
68622T-AB-7	ORGANON & CO/ORG UNSECURED	1			4.A FE	443,125	89.9190	449,594	500,000	446,865	0	3,740	0	0	5.125	7.246	AO	4,342	12,813	05/31/2024	04/30/2031
68902V-AR-8	OTIS WORLDWIDE CORP SR UNSECURED	1			2.B FE	1,499,910	100.0780	1,501,169	1,500,000	1,499,824	0	(86)	0	0	5.125	5.126	MN	8,969	0	11/12/2024	11/19/2031
69073T-AT-0	OWENS-BROCKWAY GLASS CON SR UNSECURED	1			4.B FE	491,250	99.4190	497,094	500,000	494,835	0	1,919	0	0	6.625	7.102	MN	4,233	33,125	01/26/2023	05/13/2027
69331C-AJ-7	PG&E CORP 1ST LIEN	1			3.B FE	932,500	97.5010	975,005	1,000,000	938,972	0	6,472	0	0	5.250	6.591	JJ	26,250	26,250	04/15/2024	07/01/2030
693475-BY-0	PNC FINANCIAL SERVICES SR UNSECURED	2			1.G FE	1,000,000	100.4570	1,004,566	1,000,000	1,000,000	0	0	0	0	5.102	5.102	JJ	22,392	0	07/18/2024	07/23/2027
701094-AR-5	PARKER HANNIFIN CORP SR UNSECURED	1			2.A FE	983,190	98.9810	989,808	1,000,000	985,384	0	2,194	0	0	4.250	4.830	MS	12,514	21,250	07/19/2024	09/15/2027
71880K-AA-9	PHINIA INC SECURED	1			3.A FE	506,250	102.0070	510,034	500,000	505,165	0	(1,085)	0	0	6.750	6.392	AO	7,125	17,906	03/26/2024	04/15/2029
737446-AQ-7	POST HOLDINGS INC SR UNSECURED	1			4.B FE	455,000	92.1670	460,835	500,000	459,824	0	4,824	0	0	4.625	6.440	AO	4,882	23,125	03/19/2024	04/15/2030
737446-AV-6	POST HOLDINGS INC SR UNSECURED	2			4.B FE	508,750	98.0870	490,437	500,000	490,437	(17,925)	(388)	0	0	6.375	5.956	MS	11,422	0	10/02/2024	03/01/2033
771196-CP-5	ROCHE HLDGS INC SR UNSECURED	1			1.C FE	1,000,000	97.6790	976,791	1,000,000	1,000,000	0	0	0	0	4.203	4.203	MS	13,076	0	09/03/2024	09/09/2029
780153-AW-2	ROYAL CARIBBEAN CRUISE SR UNSECURED	1			3.A FE	460,625	94.7150	473,573	500,000	468,083	0	7,458	0	0	3.700	5.913	MS	5,447	18,500	02/22/2024	03/15/2028
78410G-AD-6	SBA COMMUNICATIONS CORP SR UNSECURED	2			3.B FE	462,500	95.7220	478,611	500,000	478,393	0	9,257	0	0	3.875	6.073	FA	7,319	19,375	03/27/2023	02/15/2027
78454L-AX-8	SM ENERGY CO SR UNSECURED	1			3.C FE	1,002,500	99.0030	990,034	1,000,000	990,034	(12,161)	(306)	0	0	6.750	6.677	FA	29,250	0	07/19/2024	08/01/2029
785592-AV-8	SABINE PASS LIQUEFACTION SECURED	2			2.A FE	413,296	100.9680	403,873	400,000	404,212	0	(4,030)	0	0	5.875	4.781	JD	65	23,500	08/30/2022	06/30/2026
816851-BP-3	SEMPRA ENERGY SR UNSECURED	1			2.B FE	961,380	94.9510	949,508	1,000,000	973,918	0	5,460	0	0	3.700	4.378	AO	9,250	37,000	08/17/2022	04/01/2029
81725W-AL-7	SENSATA TECHNOLOGIES BV SR UNSECURED	1			3.B FE	741,090	97.4340	730,755	750,000	730,755	(11,476)	1,107	0	0	5.875	6.092	MS	14,688	44,063	12/19/2023	09/01/2030
817565-CE-2	SERVICE CORP INTL SR UNSECURED	1			3.C FE	474,685	96.9750	484,873	500,000	481,012	0	3,636	0	0	5.125	6.118	JD	2,135	25,625	03/20/2023	06/01/2029
83007C-AJ-0	US LIQUIDSCO SR UNSECURED	1			2.C FE	1,500,000	99.6530	1,494,799	1,500,000	1,500,000	0	0	0	0	4.911	4.911	MS	25,169	0	08/14/2024	09/01/2027
835495-AQ-5	SONOCO PRODUCTS SR UNSECURED	1			2.C FE	1,998,560	99.2890	1,985,781	2,000,000	1,998,647	0	87	0	0	4.450	4.490	MS	25,217	0	09/17/2024	09/01/2026
8426EP-AH-1	SOUTHERN CO GAS CAPITAL SR UNSECURED	1			2.A FE	996,550	96.7760	967,763	1,000,000	996,565	0	15	0	0	4.950	4.994	MS	15,813	0	09/03/2024	09/15/2034
852234-AR-4	SQUARE INC SR UNSECURED	1			3.A FE	750,000	101.0260	757,694	750,000	750,000	0	0	0	0	6.500	6.229	MN	6,229	25,188	05/06/2024	05/15/2032
863667-BE-0	STRYKER CORP SR UNSECURED	1			2.A FE	1,995,820	97.2850	1,945,694	2,000,000	1,995,943	0	123	0	0	4.250	4.297	MS	25,972	0	09/04/2024	09/11/2029
86765K-AB-5	SUNOCO LP FINANCE CORP SR UNSECURED	1			3.A FE	500,000	102.6200	513,102	500,000	500,000	0	0	0	0	7.000	7.000	MN	5,833	17,597	04/16/2024	05/01/2029
87901J-AH-8	TEGNA INC SR UNSECURED	1			3.A FE	148,720	93.5810	158,152	169,000	153,131	0	2,725	0	0	5.000	7.396	MS	2,488	8,450	05/02/2023	09/15/2029
87901J-AJ-4	TEGNA INC SR UNSECURED	1			3.A FE	456,250	94.8880	474,440	500,000	462,011	0	5,761	0	0	4.625	7.324	MS	6,809	11,563	06/07/2024	03/15/2028
88579Y-BJ-9	3M COMPANY SR UNSECURED	1			1.G FE	850,270	89.7280	897,201	1,000,000	894,196	0	19,759	0	0	2.375	4.948	FA	8,247	23,750	09/13/2022	08/26/2029
89236T-LL-7	TOYOTA MOTOR CREDIT CORP SR UNSECURED	1			1.E FE	998,630	99.4300	994,377	1,000,000	998,871	0	241	0	0	4.650	4.681	JJ	22,733	23,250	01/02/2024	01/05/2029
893574-AH-6	TRANSCONT GAS PIPE CORP SR UNSECURED	1			2.A FE	1,036,140	102.5250	1,025,252	1,000,000	1,024,632	0	(11,508)	0	0	7.850	4.805	FA	32,708	0	08/06/2024	02/01/2026
893647-B5-5	TRANSIGM INC SECURED	1			3.C FE	767,813	101.7470	763,104	750,000	763,104	(2,594)	(2,115)	0	0	6.875	6.224	JD	2,292	51,563	06/12/2024	12/15/2030
893647-BT-3	TRANSIGM INC 1ST LIEN	1			3.C FE	746,250	102.5460	769,096	750,000	746,586	0	375	0	0	7.125	7.208	JD	4,453	53,883	11/16/2023	12/01/2031
89788M-AM-4	TRUIST FINANCIAL CORP SR UNSECURED	2			1.G FE	486,780	97.0720	485,362	500,000	488,464	0	959	0	0	5.122	5.447	JJ	11,027	25,610	03/20/2023	01/26/2034
90331H-PP-2	US BANK NA CINCINNATI SR UNSECURED	1			1.E FE	2,000,000	99.4170	1,988,336	2,000,000	2,000,000	0	0	0	0	4.507	4.507	AO	17,277	0	10/17/2024	10/22/2027
90932L-AG-2	UNITED AIRLINES INC SECURED	1			3.A FE	999,060	98.2880	982,878	1,000,000	980,047	8,029	923	0	0	4.375	7.208	AO	9,236	32,810	05/14/2024	04/15/2026
90932L-AH-0	UNITED AIRLINES INC SECURED	1			3.A FE	900,250	95.0560	950,561	1,000,000	917,315	0	16,049	0	0	4.625	6.881	AO	9,764	46,250	12/05/2023	04/15/2029
911365-BG-8	UNITED RENTALS INC SR UNSECURED	1			3.A FE	481,200	97.1880	485,939	500,000	485,939	(1,529)	3,668	0	0	4.875	5.785	JJ	11,240	24,375	04/04/2023	01/15/2028
91159H-JS-0	US BANCORP SR UNSECURED	1			1.F FE	999,300	99.7910	997,915	1,000,000	999,310	0	10	0	0	5.100	5.114	JJ	22,383	0	07/22/2024	07/23/2030
91324P-FG-2	UNITEDHEALTH GROUP INC SR UNSECURED	1			1.F FE	999,400	99.5300	995,301	1,000,000	999,410	0	10	0	0	4.800	4.813	JJ	20,800	0	07/23/2024	01/15/2030
92840V-AB-8	VISTRA OPERATIONS CO LLC SR UNSECURED	1			3.B FE	473,750	99.7020	498,512	500,000	484,925	0	6,339	0	0	5.625	7.177	FA	10,625	28,125	03/03/2023	02/15/2027
92840V-AR-3	VISTRA OPERATIONS CO LLC SR UNSECURED	1			3.B FE	1,036,250	102.3610	1,023,611	1,000,000	1,023,611	(11,299)	(1,340)	0	0	6.875	5.938	AO	14,514	0	10/25/2024	04/15/2032
94988J-6F-9	WELLS FARGO BANK NA SR UNSECURED	1			1.D FE	1,015,310	101.1770	1,011,771	1,000,000	1,012,737	0	(2,573)	0	0	5.254	4.531	JD	2,919	26,270	08/06/2024	12/11/2026
95000U-3E-1	WELLS FARGO & COMPANY SR UNSECURED	1			1.E FE	1,018,720	101.4780	1,014,782	1,000,000	1,016,774	0	(1,946)	0	0	5.574	5.053	JJ	24,154	27,870	07/18/2024	07/25/2029
95081Q-AP-9	WESCO DISTRIBUTION INC SR UNSECURED	1			3.B FE	546,225	101.6700	508,352	500,000	508,352	598	(6,043)	0	0	7.250	3.344	JD	1,611	36,250	11/30/2021	06/15/2028

ANNUAL STATEMENT FOR THE YEAR 2024 OF THE Coventry Health Care of Kansas, Inc.

SCHEDULE D - PART 1

Showing All Long-Term BONDS Owned December 31 of Current Year

1	2	Codes			6	7	Fair Value		10	11	Change in Book/Adjusted Carrying Value				Interest					Dates	
		3	4	5			8	9			12	13	14	15	16	17	18	19	20	21	22
CUSIP Identification	Description	Code	Rating	Bond Char	NAIC Designation, NAIC Designation Modifier and SVO Administrative Symbol	Actual Cost	Rate Used to Obtain Fair Value	Fair Value	Par Value	Book/ Adjusted Carrying Value	Unrealized Valuation Increase/ (Decrease)	Current Year's (Amortization)/ Accretion	Current Year's Other-Than-Temporary Impairment Recognized	Total Foreign Exchange Change in Book/ Adjusted Carrying Value	Rate of	Effective Rate of	When Paid	Admitted Amount Due and Accrued	Amount Received During Year	Acquired	Stated Contractual Maturity Date
97381A-AA-0	WINDSTREAM ESCROW LLC 1ST LIEN			1	4.C FE	525,000	103.2680	516,342	500,000	516,342	(8,395)	(263)	0	0	8.250	7.004	AO	9,969	0	12/09/2024	10/01/2031
98310W-AS-7	WYNDHAM WORLDWIDE SECURED			1	3.C FE	484,122	100.6480	503,240	500,000	490,721	0	5,286	0	0	6.625	7.460	JJ	13,894	33,125	01/11/2022	07/31/2026
988498-AN-1	YUM BRANDS INC SR UNSECURED			1	3.C FE	440,625	88.4250	442,127	500,000	442,127	(9,290)	6,407	0	0	3.625	5.493	MS	5,337	18,125	04/10/2023	03/15/2031
097751-CA-7	BOMBARDIER INC SR UNSECURED	A		1	4.A FE	506,250	107.5830	537,915	500,000	504,985	0	(1,074)	0	0	8.750	8.438	MN	5,590	43,507	11/16/2023	11/15/2030
097751-CB-5	BOMBARDIER INC SR UNSECURED	A		1	4.A FE	518,125	103.1320	515,660	500,000	515,660	(2,088)	(376)	0	0	7.250	6.331	JJ	26,885	0	11/05/2024	07/01/2031
29250N-CB-9	ENBRIDGE INC SR UNSECURED	A		1	2.A FE	999,780	101.0390	1,010,390	1,000,000	999,722	0	(58)	0	0	5.300	5.305	AO	12,661	26,500	04/02/2024	04/05/2029
89115A-2W-1	TORONTO DOMINION BANK SR UNSECURED	A		1	1.F FE	1,000,000	100.3740	1,003,744	1,000,000	1,000,000	0	0	0	0	4.980	4.980	AO	11,897	24,900	03/26/2024	04/05/2027
00774M-AG-0	AERCAP IRELAND CAP SR UNSECURED	D		1	2.A FE	209,427	99.7720	249,431	250,000	243,333	0	8,254	0	0	4.450	7.680	AO	2,781	11,125	04/10/2019	10/01/2025
05964H-BG-9	BANCO SANTANDER SA SR PREFERRED	D		1	1.F FE	1,000,000	99.9340	999,340	1,000,000	1,000,000	0	0	0	0	5.439	5.439	JJ	25,080	0	07/08/2024	07/15/2031
06738E-CT-0	BARCLAYS PLC SR UNSECURED	D		1	2.A FE	1,000,000	99.3510	993,515	1,000,000	1,000,000	0	0	0	0	4.837	4.837	MS	14,914	0	09/03/2024	09/10/2028
251526-CW-7	DEUTSCHE BANK NY SR PREFERRED	D		1	1.F FE	1,000,000	101.5090	1,015,091	1,000,000	1,000,000	0	0	0	0	5.414	5.414	MN	7,670	27,070	05/07/2024	05/10/2029
251526-CX-5	DEUTSCHE BANK NY SR NON PREFERRED	D		2	2.A FE	1,000,000	97.7240	977,238	1,000,000	1,000,000	0	0	0	0	4.999	4.999	MS	15,275	0	09/04/2024	09/11/2030
404280-DZ-9	HSBC HOLDINGS PLC SR UNSECURED	D		1	1.G FE	816,152	101.4120	811,294	800,000	813,032	0	(3,120)	0	0	5.887	4.825	FA	17,923	23,548	08/06/2024	08/14/2027
62954W-AL-9	NTT FINANCE CORP SR UNSECURED	D		1	1.F FE	1,000,000	100.7480	1,007,480	1,000,000	1,000,000	0	0	0	0	5.104	5.104	JJ	25,378	0	06/25/2024	07/02/2027
83272G-AA-9	SMURFIT KAPPA TREASURY SR UNSECURED	D		1	2.B FE	998,800	100.3300	1,003,303	1,000,000	998,839	0	39	0	0	5.200	5.226	JJ	23,978	14,733	03/26/2024	01/15/2030
Y7141B-AB-9	FREEMPORT INDONESIA PT SR UNSECURED	D		1	2.B FE	938,750	97.4530	974,527	1,000,000	944,997	0	5,788	0	0	5.315	6.265	AO	11,368	53,150	11/28/2023	04/14/2032
1019999999	Subtotal - Bonds - Industrial and Miscellaneous (Unaffiliated) - Issuer Obligations					99,277,915	XXX	99,660,393	100,669,000	99,287,320	(128,676)	143,975	0	0	XXX	XXX	XXX	1,556,474	2,365,729	XXX	XXX
94990F-AE-1	WELLS FARGO COMMERCIAL MORTGAG SERIES 24-C63 CLASS A5				1.A	2,059,918	100.3720	2,007,447	2,000,000	2,057,773	0	(2,145)	0	0	5.309	4.652	MON	8,848	35,393	08/16/2024	08/15/2057
1039999999	Subtotal - Bonds - Industrial and Miscellaneous (Unaffiliated) - Commercial Mortgage-Backed Securities					2,059,918	XXX	2,007,447	2,000,000	2,057,773	0	(2,145)	0	0	XXX	XXX	XXX	8,848	35,393	XXX	XXX
00140N-AW-0	AIMCO SERIES 20-11A CLASS A1R2				1.A FE	1,000,000	100.7590	1,007,588	1,000,000	1,000,000	0	0	0	0	5.987	6.032	JAJO	12,640	10,607	08/01/2024	07/17/2037
00901W-AA-7	AIMCO SERIES 24-21A CLASS A1			4	1.A FE	1,000,000	100.7730	1,007,728	1,000,000	1,000,000	0	0	0	0	6.132	5.388	JAJO	12,776	27,944	04/09/2024	04/18/2037
03331T-AG-5	ANCHORAGE CAPITAL CLO LTD SERIES 23-26A CLASS C1			4	1.F FE	1,016,500	100.9010	1,009,011	1,000,000	1,006,630	0	(9,870)	0	0	8.317	6.299	JAJO	16,635	23,446	07/30/2024	07/19/2034
03770C-AA-2	APIDOS CLO LTD SERIES 24-47A CLASS A1			4	1.A FE	1,500,000	100.7480	1,511,223	1,500,000	1,500,000	0	0	0	0	6.117	5.436	JAJO	16,567	63,125	02/06/2024	04/26/2037
113520-AA-8	BROOKHAVEN PARK CLO LTD SERIES 24-1A CLASS A			4	1.A FE	500,000	100.4730	502,367	500,000	500,000	0	0	0	0	6.117	5.415	JAJO	6,117	18,098	03/15/2024	04/19/2037
12550A-BD-7	C1FC FUNDING LTD SERIES 14-5A CLASS A1R3			4	1.A FE	3,000,000	100.6550	3,019,644	3,000,000	3,000,000	0	0	0	0	6.027	5.221	JAJO	38,174	54,030	06/28/2024	07/17/2037
12551J-AL-0	C1FC FUNDING LTD SERIES 17-4A CLASS A1R			4	1.A FE	119,589	100.1460	120,547	120,372	119,178	0	(496)	0	0	5.847	6.568	JAJO	1,349	8,007	03/06/2023	10/24/2030
14310B-AU-5	CARLYLE GLOBAL MARKET STRATEGI SERIES 13-1A CLASS A1R				1.A FE	45,614	100.0520	45,936	45,912	45,757	0	170	0	0	5.729	6.939	FIAN	351	3,030	02/02/2023	08/14/2030
14314H-BA-1	CARLYLE GLOBAL MARKET STRATEGI SERIES 19-3A CLASS A2R			4	1.C FE	1,000,000	100.6250	1,006,250	1,000,000	1,000,000	0	0	0	0	6.667	5.982	JAJO	13,335	49,463	02/08/2024	04/20/2037
14318R-AE-8	CARLYLE GLOBAL MARKET STRATEGI SERIES 23-1A CLASS B				1.C FE	1,009,000	100.6290	1,006,288	1,000,000	1,000,770	0	(8,230)	0	0	7.217	6.838	JAJO	14,435	59,970	02/15/2024	07/20/2035
26250U-AS-4	DRYDEN SENIOR LOAN FUND SERIES 13-26A CLASS BR				1.C FE	491,500	100.2160	501,080	500,000	493,018	0	(3,758)	0	0	6.359	6.349	JAJO	6,889	35,721	05/10/2022	04/15/2029
29002G-AL-5	ELMWOOD CLO IV LTD SERIES 20-1A CLASS AR				1.A FE	1,000,000	100.5480	1,005,481	1,000,000	1,000,000	0	0	0	0	6.092	5.348	JAJO	12,692	28,346	05/06/2024	04/18/2037
38139A-AC-5	GOLDENTREE LOAN MANAGEMENT US 24-21A			4	1.A FE	1,000,000	100.1960	1,001,956	1,000,000	1,000,000	0	0	0	0	6.037	5.279	JAJO	12,075	22,109	05/28/2024	07/20/2037
38139M-AC-9	GOLDENTREE LOAN MANAGEMENT US SERIES 24-20A CLASS A			4	1.A FE	1,500,000	100.1720	1,502,580	1,500,000	1,500,000	0	0	0	0	6.067	5.330	JAJO	18,202	40,783	04/30/2024	07/20/2037
44898A-AD-6	HYUNDAI AUTO LEASE SECURITIZAT SERIES 24-C CLASS A3				1.A FE	999,976	100.0140	1,000,139	1,000,000	999,976	0	0	0	0	4.620	4.666	MON	2,053	13,732	08/20/2024	04/17/2028
55954E-AY-5	MAGNETITE CLO LTD SERIES 16-17A CLASS AR2				1.A FE	1,000,000	100.1600	1,001,601	1,000,000	1,000,000	0	0	0	0	6.117	6.164	JAJO	12,235	34,394	04/09/2024	04/20/2037
67109F-AU-9	OHA CREDIT PARTNERS LTD SERIES 15-11A CLASS A1R2				1.A FE	1,000,000	100.6900	1,006,903	1,000,000	1,000,000	0	0	0	0	6.077	5.352	JAJO	12,155	28,915	05/06/2024	04/20/2037
67115W-AU-4	OAK HILL CREDIT PARTNERS SERIES 18-1A CLASS B1R			4	1.C FE	500,000	100.4350	502,173	500,000	500,000	0	0	0	0	6.617	5.585	JAJO	6,617	19,681	03/15/2024	04/20/2037
69688M-AN-5	PALMER SQUARE CLO LTD SERIES 18-2A CLASS A1R			4	1.A FE	1,000,000	100.5030	1,005,028	1,000,000	1,000,000	0	0	0	0	6.177	5.076	JAJO	13,213	38,366	03/19/2024	04/16/2037

ANNUAL STATEMENT FOR THE YEAR 2024 OF THE Coventry Health Care of Kansas, Inc.

SCHEDULE D - PART 1

Showing All Long-Term BONDS Owned December 31 of Current Year

1	2	Codes			6	7	Fair Value		10	11	Change in Book/Adjusted Carrying Value				Interest					Dates	
		3	4	5			8	9			12	13	14	15	16	17	18	19	20	21	22
CUSIP Identification	Description	Coding	For	Bond Char	NAIC Designation, NAIC Designation Modifier and SVO Administrative Symbol	Actual Cost	Rate Used to Obtain Fair Value	Fair Value	Par Value	Book/ Adjusted Carrying Value	Unrealized Valuation Increase/ (Decrease)	Current Year's (Amortization)/ Accretion	Current Year's Other-Than-Temporary Impairment Recognized	Total Foreign Exchange Change in Book/ Adjusted Carrying Value	Rate of	Effective Rate of	When Paid	Admitted Amount Due and Accrued	Amount Received During Year	Acquired	Stated Contractual Maturity Date
69700X-AW-5	PALMER SQUARE CLO LTD SERIES 22-4A CLASS D1R			4	2.C FE	500,000	101.6640	508,322	500,000	500,000	0	0	0	0	7.517	7.588	JAN	4,907	0	10/18/2024	10/20/2037
92331E-AF-3	VENTURE CDO LTD SERIES 17-29A CLASS AR				1.A FE	130,376	100.1730	132,322	132,094	130,266	0	(444)	0	0	5.775	6.889	FEB	992	8,774	03/03/2023	09/07/2030
1049999999. Subtotal - Bonds - Industrial and Miscellaneous (Unaffiliated) - Other Loan-Backed and Structured Securities						19,312,555	XXX	19,404,167	19,298,378	19,295,595	0	(22,628)	0	0	XXX	XXX	XXX	234,409	588,541	XXX	XXX
1109999999. Total - Industrial and Miscellaneous (Unaffiliated) Bonds						120,650,388	XXX	121,072,007	121,967,378	120,640,688	(128,676)	119,202	0	0	XXX	XXX	XXX	1,799,731	2,989,663	XXX	XXX
1309999999. Total - Hybrid Securities						0	XXX	0	0	0	0	0	0	0	XXX	XXX	XXX	0	0	XXX	XXX
1509999999. Total - Parent, Subsidiaries and Affiliates Bonds						0	XXX	0	0	0	0	0	0	0	XXX	XXX	XXX	0	0	XXX	XXX
1909999999. Subtotal - Bonds - Unaffiliated Bank Loans						0	XXX	0	0	0	0	0	0	0	XXX	XXX	XXX	0	0	XXX	XXX
2419999999. Total - Issuer Obligations						127,907,939	XXX	128,419,580	129,544,000	127,976,655	(145,463)	187,235	0	0	XXX	XXX	XXX	1,757,715	2,921,041	XXX	XXX
2429999999. Total - Residential Mortgage-Backed Securities						998	XXX	951	953	953	0	(3)	0	0	XXX	XXX	XXX	3	43	XXX	XXX
2439999999. Total - Commercial Mortgage-Backed Securities						2,059,918	XXX	2,007,447	2,000,000	2,057,773	0	(2,145)	0	0	XXX	XXX	XXX	8,848	35,393	XXX	XXX
2449999999. Total - Other Loan-Backed and Structured Securities						19,312,555	XXX	19,404,167	19,298,378	19,295,595	0	(22,628)	0	0	XXX	XXX	XXX	234,409	588,541	XXX	XXX
2459999999. Total - SVO Identified Funds						0	XXX	0	0	0	0	0	0	0	XXX	XXX	XXX	0	0	XXX	XXX
2469999999. Total - Affiliated Bank Loans						0	XXX	0	0	0	0	0	0	0	XXX	XXX	XXX	0	0	XXX	XXX
2479999999. Total - Unaffiliated Bank Loans						0	XXX	0	0	0	0	0	0	0	XXX	XXX	XXX	0	0	XXX	XXX
2489999999. Total - Unaffiliated Certificates of Deposit						0	XXX	0	0	0	0	0	0	0	XXX	XXX	XXX	0	0	XXX	XXX
2509999999 - Total Bonds						149,281,410	XXX	149,832,145	150,843,331	149,330,976	(145,463)	162,459	0	0	XXX	XXX	XXX	2,000,975	3,545,018	XXX	XXX

1. Line Book/Adjusted Carrying Value by NAIC Designation Category Footnote:

1A	1A ..\$	40,620,084	1B ..\$	0	1C ..\$	3,993,788	1D ..\$	1,512,177	1E ..\$	10,223,147	1F ..\$	14,937,417	1G ..\$	7,229,454
1B	2A ..\$	12,489,115	2B ..\$	12,200,340	2C ..\$	9,027,255								
1C	3A ..\$	7,348,211	3B ..\$	12,261,031	3C ..\$	10,699,614								
1D	4A ..\$	2,871,481	4B ..\$	2,907,464	4C ..\$	1,010,398								
1E	5A ..\$	0	5B ..\$	0	5C ..\$	0								
1F	6 ..\$	0												

E10.4

ANNUAL STATEMENT FOR THE YEAR 2024 OF THE Coventry Health Care of Kansas, Inc.

SCHEDULE D - PART 2 - SECTION 1

Showing All PREFERRED STOCKS Owned December 31 of Current Year

1 CUSIP Identi- fication	2 Description	Codes		5 Number of Shares	6 Par Value Per Share	7 Rate Per Share	8 Book/ Adjusted Carrying Value	Fair Value		11 Actual Cost	Dividends			Change in Book/Adjusted Carrying Value				20 NAIC Desig- nation, NAIC Desig- nation Modifier and SVO Admini- strative Symbol	21 Date Acquired	
		3 Code	4 For- eign					9 Rate Per Share Used to Obtain Fair Value	10 Fair Value		12 Declared but Unpaid	13 Amount Received During Year	14 Nonadmitted Declared But Unpaid	15 Unrealized Valuation Increase/ (Decrease)	16 Current Year's (Amor- tization)/ Accretion	17 Current Year's Other-Than- Temporary Impairment Recognized	18 Total Change in Book/Adjusted Carrying Value (15 + 16 - 17)			19 Total Foreign Exchange Change in Book/ Adjusted Carrying Value
NONE																				
4509999999 - Total Preferred Stocks								XXX											XXX	XXX

E11

1. Line Book/Adjusted Carrying Value by NAIC Designation Category Footnote:
 Number
 1A 1A ..\$ 1B ..\$ 1C ..\$ 1D ..\$ 1E ..\$ 1F ..\$ 1G ..\$
 1B 2A ..\$ 2B ..\$ 2C ..\$
 1C 3A ..\$ 3B ..\$ 3C ..\$
 1D 4A ..\$ 4B ..\$ 4C ..\$
 1E 5A ..\$ 5B ..\$ 5C ..\$
 1F 6\$

ANNUAL STATEMENT FOR THE YEAR 2024 OF THE Coventry Health Care of Kansas, Inc.

SCHEDULE D - PART 2 - SECTION 2

Showing All COMMON STOCKS Owned December 31 of Current Year

1	2	Codes		5	6	Fair Value		9	Dividends			Change in Book/Adjusted Carrying Value				17	18
		3	4			7	8		10	11	12	13	14	15	16		
CUSIP Identification	Description	Code	Foreign	Number of Shares	Book/Adjusted Carrying Value	Rate Per Share Used to Obtain Fair Value	Fair Value	Actual Cost	Declared but Unpaid	Amount Received During Year	Nonadmitted Declared But Unpaid	Unrealized Valuation Increase/ (Decrease)	Current Year's Other-Than-Temporary Impairment Recognized	Total Change in Book/Adjusted Carrying Value (13 - 14)	Total Foreign Exchange Change in Book/Adjusted Carrying Value	Date Acquired	NAIC Designation, NAIC Designation Modifier and SVO Administrative Symbol
78462F-10-3 ...	SPDR S P 500 ETF TRUST			3,652,000	2,140,364	586.080	2,140,364	1,771,581	7,178	13,731	0	195,977	0	195,977	0	11/08/2024	
5029999999. Subtotal - Common Stock - Industrial and Miscellaneous (Unaffiliated) Other					2,140,364	XXX	2,140,364	1,771,581	7,178	13,731	0	195,977	0	195,977	0	XXX	XXX
5109999999. Total - Common Stock - Industrial and Miscellaneous (Unaffiliated)					2,140,364	XXX	2,140,364	1,771,581	7,178	13,731	0	195,977	0	195,977	0	XXX	XXX
5409999999. Total - Common Stocks - Mutual Funds					0	XXX	0	0	0	0	0	0	0	0	0	XXX	XXX
5609999999. Total - Common Stocks - Unit Investment Trusts					0	XXX	0	0	0	0	0	0	0	0	0	XXX	XXX
5809999999. Total - Common Stocks - Closed-End Funds					0	XXX	0	0	0	0	0	0	0	0	0	XXX	XXX
5979999999. Total - Common Stocks - Parent, Subsidiaries and Affiliates					0	XXX	0	0	0	0	0	0	0	0	0	XXX	XXX
5989999999 - Total Common Stocks					2,140,364	XXX	2,140,364	1,771,581	7,178	13,731	0	195,977	0	195,977	0	XXX	XXX
5999999999 - Total Preferred and Common Stocks					2,140,364	XXX	2,140,364	1,771,581	7,178	13,731	0	195,977	0	195,977	0	XXX	XXX

1. Line Book/Adjusted Carrying Value by NAIC Designation Category Footnote:
 Number
 1A 1A ..\$0 1B ..\$0 1C ..\$0 1D ..\$0 1E ..\$0 1F ..\$0 1G ..\$0
 1B 2A ..\$0 2B ..\$0 2C ..\$0
 1C 3A ..\$0 3B ..\$0 3C ..\$0
 1D 4A ..\$0 4B ..\$0 4C ..\$0
 1E 5A ..\$0 5B ..\$0 5C ..\$0
 1F 6 ..\$0

E12

ANNUAL STATEMENT FOR THE YEAR 2024 OF THE Coventry Health Care of Kansas, Inc.

SCHEDULE D - PART 3

Showing All Long-Term Bonds and Stocks ACQUIRED During Current Year

1	2	3	4	5	6	7	8	9
CUSIP Identification	Description	Foreign	Date Acquired	Name of Vendor	Number of Shares of Stock	Actual Cost	Par Value	Paid for Accrued Interest and Dividends
91282C-KA-8	US TREASURY NOTE/BOND 4.125% 02/15/27		04/30/2024	Various		2,452,813	2,500,000	21,192
91282C-KJ-9	US TREASURY NOTE/BOND 4.500% 04/15/27		05/02/2024	Evercore Group LLC		2,977,969	3,000,000	6,639
91282C-KR-1	US TREASURY NOTE/BOND 4.500% 05/15/27		05/23/2024	Evercore Group LLC		994,414	1,000,000	1,101
91282C-KV-2	US TREASURY NOTE/BOND 4.625% 06/15/27		07/09/2024	Evercore Group LLC		4,017,422	4,000,000	10,362
91282C-KX-8	US TREASURY NOTE/BOND 4.250% 06/30/29		06/28/2024	MIZUHO SECURITIES USA		6,969,297	7,000,000	808
91282C-KZ-3	US TREASURY NOTE/BOND 4.375% 07/15/27		07/10/2024	Evercore Group LLC		2,000,469	2,000,000	0
91282C-MB-4	US TREASURY NOTE/BOND 4.000% 12/15/27		12/24/2024	Evercore Group LLC		2,473,438	2,500,000	3,022
0109999999. Subtotal - Bonds - U.S. Governments						21,885,822	22,000,000	43,124
168863-CF-3	CHILE REPUBLIC OF SR UNSECURED 3.240% 02/06/28	D.	05/17/2024	GOLDMAN SACHS & CO		936,250	1,000,000	9,450
896292-AM-1	TRINIDAD & TOBAGO SR UNSECURED 6.400% 06/26/34	D.	07/01/2024	JEFFRIES		987,000	1,000,000	1,067
900123-CT-5	TURKEY REPUBLIC OF SR UNSECURED 7.625% 04/26/29	D.	05/07/2024	BARCLAYS INVESTMENT DTC2196		1,028,980	1,000,000	2,753
P3579E-BV-8	DOMINICAN REPUBLIC SR UNSECURED 5.950% 01/25/27	D.	05/08/2024	JEFFRIES		991,750	1,000,000	17,354
0309999999. Subtotal - Bonds - All Other Governments						3,943,980	4,000,000	30,624
00140N-AI-0	AIMCO SERIES 20-11A CLASS A1R2 5.987% 07/17/37		08/01/2024	CHASE SECURITIES		1,000,000	1,000,000	0
00901W-AA-7	AIMCO SERIES 24-21A CLASS A1 6.132% 04/18/37		04/09/2024	BNP PARIBAS		1,000,000	1,000,000	0
013822-AH-4	ALCOA NEDERLAND HOLDING SR UNSECURED 7.125% 03/15/31		04/23/2024	BNP PARIBAS		510,000	500,000	3,365
025816-DV-8	AMERICAN EXPRESS SR UNSECURED 5.043% 07/26/28		07/25/2024	Various		1,502,430	1,500,000	0
02665W-FK-2	AMERICAN HONDA FINANCE SR UNSECURED 4.900% 07/09/27		09/05/2024	Various		3,039,230	3,000,000	15,244
03331T-AG-5	ANCHORAGE CAPITAL CLO LTD SERIES 23-26A CLASS C1 8.317% 07/19/34		07/30/2024	BARCLAY INVESTMENTS		1,016,500	1,000,000	2,993
03740L-AA-0	AON CORP/AON GLOBAL HOLD SR UNSECURED 2.050% 08/23/31		07/30/2024	Stifel Nicolaus & Co.		823,180	1,000,000	8,987
03770Q-AA-2	APIDOS CLO LTD SERIES 24-47A CLASS A1 6.117% 04/26/37		02/06/2024	BNP PARIBAS		1,500,000	1,500,000	0
05565E-CO-6	BMW US CAPITAL LLC SR UNSECURED 4.600% 08/13/27		08/07/2024	BARCLAY INVESTMENTS		999,920	1,000,000	0
10373Q-BY-5	BP CAP MARKETS AMERICA SR UNSECURED 5.017% 11/17/27		05/15/2024	DEUTSCHE BANK		1,000,000	1,000,000	0
11135F-CB-5	BROADCOM INC SR UNSECURED 4.350% 02/15/30		09/26/2024	TD Securities (USA)		998,240	1,000,000	0
113520-AA-8	BROOKHAVEN PARK CLO LTD SERIES 24-1A CLASS A 6.117% 04/19/37		03/15/2024	Citigroup Global Markets Inc		500,000	500,000	0
1248EP-CP-6	CCO HOLDINGS LLC CAP CORP SR UNSECURED 4.250% 01/15/34		11/01/2024	WACHOVIA		403,750	500,000	6,434
12550A-BD-7	CIFC FUNDING LTD SERIES 14-5A CLASS A1R3 6.027% 07/17/37		06/28/2024	BNP PARIBAS		3,000,000	3,000,000	0
127387-AN-8	CADENCE DESIGN SYS INC SR UNSECURED 4.300% 09/10/29		09/04/2024	CHASE SECURITIES		998,580	1,000,000	0
14149Y-BN-7	CARDINAL HEALTH INC SR UNSECURED 5.125% 02/15/29		04/11/2024	Sumitomo Mitsui Financial Grp		1,478,055	1,500,000	11,745
14314H-BA-1	CARLYLE GLOBAL MARKET STRATEGI SERIES 19-3A CLASS A2RR 6.667% 04/20/37		02/08/2024	Citigroup Global Markets Inc		1,000,000	1,000,000	0
14318R-AE-8	CARLYLE GLOBAL MARKET STRATEGI SERIES 23-1A CLASS B 7.217% 07/20/35		02/15/2024	Scotiabank		1,009,000	1,000,000	6,378
143658-BN-1	CARNIVAL CORP SR UNSECURED 5.750% 03/01/27		06/24/2024	BNP PARIBAS		245,938	250,000	4,552
143658-BR-2	CARNIVAL CORP SR UNSECURED 6.000% 05/01/29		02/22/2024	MarketAxess		488,435	500,000	9,583
14913U-AR-1	CATERPILLAR FINL SERVICE SR UNSECURED 4.400% 10/15/27		08/12/2024	NETSCOUT SYSTEMS		999,500	1,000,000	0
17275R-BQ-4	CISCO SYSTEMS INC SR UNSECURED 4.800% 02/26/27		02/21/2024	DEUTSCHE BANK		998,700	1,000,000	0
185899-AP-6	CLEVELAND-CLIFFS INC SR UNSECURED 7.000% 03/15/32		03/04/2024	WACHOVIA		500,000	500,000	0
185899-AR-2	CLEVELAND-CLIFFS INC SR UNSECURED 7.375% 05/01/33		10/08/2024	WACHOVIA		500,000	500,000	0
205768-AS-3	COMSTOCK RESOURCES INC SR UNSECURED 6.750% 03/01/29		04/18/2024	WACHOVIA		466,250	500,000	4,781
23918K-AS-7	DAVITA INC SR UNSECURED 4.625% 06/01/30		04/04/2024	SUNTRUST CAP MARKETS		665,625	750,000	12,237
23918K-AW-8	DAVITA INC SR UNSECURED 6.875% 09/01/32		08/14/2024	SUNTRUST CAP MARKETS		502,500	500,000	191
29002G-AL-5	ELMWOOD CLO IV LTD SERIES 20-1A CLASS AR 6.092% 04/18/37		05/06/2024	BNP PARIBAS		1,000,000	1,000,000	0
294429-AX-3	EQUIFAX INC SR UNSECURED 4.800% 09/15/29		08/12/2024	BOFA SECURITIES INC		999,680	1,000,000	0
29449W-AR-8	EQUITABLE FINANCIAL LIFE SECURED 4.875% 11/19/27		11/12/2024	CHASE SECURITIES		499,850	500,000	0
366504-AA-6	GARRETT MOTION HLD/SARL SR UNSECURED 7.750% 05/31/32		05/07/2024	OPPENHEIMER & CO		378,750	375,000	0
372460-AF-2	GENUINE PARTS CO SR UNSECURED 4.950% 08/15/29		08/07/2024	CHASE SECURITIES		996,960	1,000,000	0
378272-BS-6	GLENCORE FUNDING LLC SR UNSECURED 5.371% 04/04/29		03/26/2024	Sumitomo Mitsui Financial Grp		1,000,000	1,000,000	0
38139A-AC-5	GOLDENTREE LOAN MANAGEMENT US 24-21A 6.037% 07/20/37		05/28/2024	WACHOVIA		1,000,000	1,000,000	0
38139M-AC-9	GOLDENTREE LOAN MANAGEMENT US SERIES 24-20A CLASS A 6.067% 07/20/37		04/30/2024	BANC AMERICA		1,500,000	1,500,000	0
38141G-B2-9	GOLDMAN SACHS GROUP SR UNSECURED 5.049% 07/23/30		07/18/2024	CHASE SECURITIES		999,470	1,000,000	0
404119-BT-5	HCA INC 1ST LIEN 5.250% 06/15/26		09/05/2024	CHASE SECURITIES		1,007,110	1,000,000	11,813
42704L-AE-4	HERC HOLDINGS INC SR UNSECURED 6.625% 06/15/29		07/23/2024	MORGAN STANLEY		511,875	500,000	4,325
448984-AD-6	HYUNDAI AUTO LEASE SECURITIZAT SERIES 24-C CLASS A3 4.620% 04/17/28		08/20/2024	BNP PARIBAS		999,976	1,000,000	0
452327-AQ-2	ILLUMINA INC SR UNSECURED 4.650% 09/09/26		09/04/2024	CHASE SECURITIES		999,300	1,000,000	0
45344L-AC-7	CRESCENT ENERGY FINANCE SR UNSECURED 9.250% 02/15/28		07/23/2024	WACHOVIA		530,000	500,000	20,427
478375-AR-9	JOHNSON CONTROLS INTL PL SR UNSECURED 3.900% 02/14/26		08/06/2024	CHASE SECURITIES		989,330	1,000,000	18,742

E13

ANNUAL STATEMENT FOR THE YEAR 2024 OF THE Coventry Health Care of Kansas, Inc.

SCHEDULE D - PART 3

Showing All Long-Term Bonds and Stocks ACQUIRED During Current Year

1	2	3	4	5	6	7	8	9
CUSIP Identification	Description	Foreign	Date Acquired	Name of Vendor	Number of Shares of Stock	Actual Cost	Par Value	Paid for Accrued Interest and Dividends
49327M-3F-9	KEY BANK NA SR UNSECURED 5.850% 11/15/27		07/30/2024	CHASE SECURITIES		1,009,290	1,000,000	12,350
501797-AW-4	L BRANDS INC SR UNSECURED 6.625% 10/01/30		02/06/2024	Royal Bank and Trust		505,625	500,000	11,686
527298-BX-0	LEVEL 3 FINANCING INC 1ST LIEN 10.500% 04/15/29		05/28/2024	WACHOVIA		497,500	500,000	9,771
532457-CP-1	LILLY ELI SR UNSECURED 4.150% 08/14/27		09/05/2024	CHASE SECURITIES		1,713,209	1,700,000	4,311
532457-CQ-9	LILLY ELI SR UNSECURED 4.200% 08/14/29		08/12/2024	MORGAN STANLEY		997,810	1,000,000	0
55954E-AV-5	MAGNETITE CLO LTD SERIES 16-17A CLASS AR2 6.117% 04/20/37		04/09/2024	Citigroup Global Markets Inc		1,000,000	1,000,000	0
571903-BJ-1	MARRIOTT INTL SR UNSECURED 5.000% 10/15/27		09/25/2024	WACHOVIA		1,023,110	1,000,000	22,361
576485-AG-1	MATADOR RESOURCES CO SR UNSECURED 6.500% 04/15/32		03/27/2024	Royal Bank and Trust		501,250	500,000	0
58769J-AT-4	MERCEDES-BENZ FIN NA SR UNSECURED 4.875% 07/31/26		07/29/2024	Citigroup Global Markets Inc		999,810	1,000,000	0
62886H-BE-0	NCL CORP LTD 1ST LIEN 5.875% 02/15/27		08/15/2024	BNP PARIBAS		248,750	250,000	41
62886H-BP-5	NCL CORP LTD SR UNSECURED 6.250% 03/01/30		11/13/2024	WARBURG		500,000	500,000	4,948
629377-CW-0	NRG ENERGY INC SR UNSECURED 6.000% 02/01/33		10/16/2024	GOLDMAN SACHS & CO		500,000	500,000	0
629377-CX-8	NRG ENERGY INC SR UNSECURED 6.250% 11/01/34		10/17/2024	Seaport Group		752,813	750,000	0
636180-BN-0	NATIONAL FUEL GAS CO SR UNSECURED 3.950% 09/15/27		09/05/2024	CHASE SECURITIES		980,780	1,000,000	18,763
63743H-FR-8	NATL RURAL UTIL COOP FINANCE SR UNSECURED 5.100% 05/06/27		05/07/2024	Royal Bank and Trust		999,380	1,000,000	0
67109F-AU-9	OHA CREDIT PARTNERS LTD SERIES 15-11A CLASS A1R2 6.077% 04/20/37		05/06/2024	CIBC World Markets		1,000,000	1,000,000	0
67115W-AU-4	OAK HILL CREDIT PARTNERS SERIES 18-1A CLASS B1R 6.617% 04/20/37		03/15/2024	BARCLAY INVEST - MTN		500,000	500,000	0
68622T-AB-7	ORGANON & CO/ORG SR UNSECURED 5.125% 04/30/31		05/31/2024	WACHOVIA		443,125	500,000	2,349
68902V-AR-8	OTIS WORLDWIDE CORP SR UNSECURED 5.125% 11/19/31		11/12/2024	MORGAN STANLEY		1,499,910	1,500,000	0
69331C-AJ-7	PG&E CORP 1ST LIEN 5.250% 07/01/30		04/15/2024	MORGAN STANLEY		932,500	1,000,000	15,458
693475-BY-0	PNC FINANCIAL SERVICES SR UNSECURED 5.102% 07/23/27		07/18/2024	PNC CAP MKTS		1,000,000	1,000,000	0
69688M-AN-5	PALMER SQUARE CLO LTD SERIES 18-2A CLASS A1R 6.177% 04/16/37		03/19/2024	Citigroup Global Markets Inc		1,000,000	1,000,000	0
69700X-AW-5	PALMER SQUARE CLO LTD SERIES 22-4A CLASS D1R 7.517% 10/20/37		10/18/2024	CHASE SECURITIES		500,000	500,000	0
70109A-AR-5	PARKER HANIFIN CORP SR UNSECURED 4.250% 09/15/27		07/19/2024	CHASE SECURITIES		983,190	1,000,000	14,993
71880K-AA-9	PHINIA INC SECURED 6.750% 04/15/29		03/26/2024	BOFA SECURITIES INC		506,250	500,000	0
737446-AQ-7	POST HOLDINGS INC SR UNSECURED 4.625% 04/15/30		03/19/2024	WACHOVIA		455,000	500,000	10,021
737446-AV-6	POST HOLDINGS INC SR UNSECURED 6.375% 03/01/33		10/02/2024	Royal Bank and Trust		508,750	500,000	3,630
771196-CP-5	ROCHE HLDGS INC SR UNSECURED 4.203% 09/09/29		09/03/2024	CHASE SECURITIES		1,000,000	1,000,000	0
780153-AW-2	ROYAL CARIBBEAN CRUISE SR UNSECURED 3.700% 03/15/28		02/22/2024	BNP PARIBAS		460,625	500,000	8,274
78454L-AX-8	SM ENERGY CO SR UNSECURED 6.750% 08/01/29		07/19/2024	CHASE SECURITIES		1,002,500	1,000,000	0
83007C-AA-0	US LIQUIDSCO SR UNSECURED 4.911% 09/01/27		08/14/2024	CHASE SECURITIES		1,500,000	1,500,000	0
835495-AQ-5	SONOCO PRODUCTS SR UNSECURED 4.450% 09/01/26		09/17/2024	CHASE SECURITIES		1,998,560	2,000,000	0
8426EP-AH-1	SOUTHERN CO GAS CAPITAL SR UNSECURED 4.950% 09/15/34		09/03/2024	Citigroup Global Markets Inc		996,550	1,000,000	0
852234-AR-4	SQUARE INC SR UNSECURED 6.500% 05/15/32		05/06/2024	GOLDMAN SACHS & CO		750,000	750,000	0
863667-BE-0	STRYKER CORP SR UNSECURED 4.250% 09/11/29		09/04/2024	WACHOVIA		1,995,820	2,000,000	0
86765K-AB-5	SUNOCO LP FINANCE CORP SR UNSECURED 7.000% 05/01/29		04/16/2024	SUNTRUST CAP MARKETS		500,000	500,000	0
87901J-AJ-4	TEGNA INC SR UNSECURED 4.625% 03/15/28		06/07/2024	WACHOVIA		456,250	500,000	5,460
89236T-LL-7	TOYOTA MOTOR CREDIT CORP SR UNSECURED 4.650% 01/05/29		01/02/2024	Citigroup Global Markets Inc		998,630	1,000,000	0
893574-AH-6	TRANSCONT GAS PIPE CORP SR UNSECURED 7.850% 02/01/26		08/06/2024	CHASE SECURITIES		1,036,140	1,000,000	1,308
893647-BS-5	TRANSIGM INC SECURED 6.875% 12/15/30		06/12/2024	Various		767,813	750,000	25,352
90331H-PP-2	US BANK NA CINCINNATI SR UNSECURED 4.507% 10/22/27		10/17/2024	US BANCORP		2,000,000	2,000,000	0
90932L-AG-2	UNITED AIRLINES INC SECURED 4.375% 04/15/26		05/14/2024	MarketAxess		483,435	500,000	1,884
91159H-JS-0	US BANCORP SR UNSECURED 5.100% 07/23/30		07/22/2024	Royal Bank and Trust		999,300	1,000,000	0
91324P-FG-2	UNITEDHEALTH GROUP INC SR UNSECURED 4.800% 01/15/30		07/23/2024	WACHOVIA		999,400	1,000,000	0
92840V-AR-3	VISTRA OPERATIONS CO LLC SR UNSECURED 6.875% 04/15/32		10/25/2024	CHASE SECURITIES		1,036,250	1,000,000	2,483
94988J-6F-9	WELLS FARGO BANK NA SR UNSECURED 5.254% 12/11/26		08/06/2024	CHASE SECURITIES		1,015,310	1,000,000	8,173
94990F-AE-1	WELLS FARGO COMMERCIAL MORTGAG SERIES 24-C63 CLASS A5 5.309% 08/15/57		08/16/2024	WACHOVIA		2,059,918	2,000,000	8,258
95000U-3E-1	WELLS FARGO & COMPANY SR UNSECURED 5.574% 07/25/29		07/18/2024	WACHOVIA		1,018,716	1,000,000	26,940
97381A-AA-0	WINDSTREAM ESCROW LLC 1ST LIEN 8.250% 10/01/31		12/09/2024	CHASE SECURITIES		525,000	500,000	7,563
097751-CB-5	BOMBARDIER INC SR UNSECURED 7.250% 07/01/31	A.	11/05/2024	WACHOVIA		518,125	500,000	21,347
29250N-CB-9	ENBRIDGE INC SR UNSECURED 5.300% 04/05/29	A.	04/02/2024	DEUTSCHE BANK		999,780	1,000,000	0
89115A-2W-1	TORONTO DOMINION BANK SR UNSECURED 4.980% 04/05/27	A.	03/26/2024	TD Securities (USA)		1,000,000	1,000,000	0
05964H-BG-9	BANCO SANTANDER SA SR PREFERRED 5.439% 07/15/31	D.	07/08/2024	SANTANDER US CAPITAL MKTGS LLC		1,000,000	1,000,000	0
06738E-CT-0	BARCLAYS PLC SR UNSECURED 4.837% 09/10/28	D.	09/03/2024	BARCLAY INVESTMENTS		1,000,000	1,000,000	0
251526-CW-7	DEUTSCHE BANK NY SR PREFERRED 5.414% 05/10/29	D.	05/07/2024	DEUTSCHE BANK		1,000,000	1,000,000	0
251526-CX-5	DEUTSCHE BANK NY SR NON PREFERRED 4.999% 09/11/30	D.	09/04/2024	DEUTSCHE BANK		1,000,000	1,000,000	0

ANNUAL STATEMENT FOR THE YEAR 2024 OF THE Coventry Health Care of Kansas, Inc.

SCHEDULE D - PART 3

Showing All Long-Term Bonds and Stocks ACQUIRED During Current Year

1 CUSIP Identification	2 Description	3 Foreign	4 Date Acquired	5 Name of Vendor	6 Number of Shares of Stock	7 Actual Cost	8 Par Value	9 Paid for Accrued Interest and Dividends
404290-DZ-9	HSBC HOLDINGS PLC SR UNSECURED 5.887% 08/14/27	D	08/06/2024	CHASE SECURITIES		816,152	800,000	22,632
62954H-AL-9	NTT FINANCE CORP SR UNSECURED 5.104% 07/02/27	D	06/25/2024	CHASE SECURITIES		1,000,000	1,000,000	0
83272G-AA-9	SMURFIT KAPPA TREASURY SR UNSECURED 5.200% 01/15/30	D	03/26/2024	Citigroup Global Markets Inc		998,800	1,000,000	0
1109999999. Subtotal - Bonds - Industrial and Miscellaneous (Unaffiliated)						95,049,260	95,375,000	412,163
2509999997. Total - Bonds - Part 3						120,879,062	121,375,000	485,911
2509999998. Total - Bonds - Part 5						14,349,464	14,706,507	47,119
2509999999. Total - Bonds						135,228,526	136,081,507	533,030
4509999997. Total - Preferred Stocks - Part 3						0	XXX	0
4509999998. Total - Preferred Stocks - Part 5						0	XXX	0
4509999999. Total - Preferred Stocks						0	XXX	0
78462F-10-3	SPDR S P 500 ETF TRUST		11/08/2024	Strategas Securities, LLC	1,692,000	1,012,779		0
5029999999. Subtotal - Common Stocks - Industrial and Miscellaneous (Unaffiliated) Other						1,012,779	XXX	0
5989999997. Total - Common Stocks - Part 3						1,012,779	XXX	0
5989999998. Total - Common Stocks - Part 5						0	XXX	0
5989999999. Total - Common Stocks						1,012,779	XXX	0
5999999999. Total - Preferred and Common Stocks						1,012,779	XXX	0
6009999999 - Totals						136,241,305	XXX	533,030

ANNUAL STATEMENT FOR THE YEAR 2024 OF THE Coventry Health Care of Kansas, Inc.

SCHEDULE D - PART 4

Showing All Long-Term Bonds and Stocks SOLD, REDEEMED or Otherwise DISPOSED OF During Current Year

1	2	3	4	5	6	7	8	9	10	Change In Book/Adjusted Carrying Value					16	17	18	19	20	21
										11	12	13	14	15						
CUSIP Identification	Description	Foreign	Disposal Date	Name of Purchaser	Number of Shares of Stock	Consideration	Par Value	Actual Cost	Prior Year Book/ Adjusted Carrying Value	Unrealized Valuation Increase/ (Decrease)	Current Year's (Amortization)/ Accretion	Current Year's Other-Than-Temporary Impairment Recognized	Total Change in Book/ Adjusted Carrying Value (11+12-13)	Total Foreign Exchange Change in Book/ Adjusted Carrying Value	Book/ Adjusted Carrying Value at Disposal Date	Foreign Exchange Gain (Loss) on Disposal	Realized Gain (Loss) on Disposal	Total Gain (Loss) on Disposal	Bond Interest/ Stock Dividends Received During Year	Stated Contractual Maturity Date
91282C-AJ-0	US TREASURY NOTE/BOND 0.250% 08/31/25		12/24/2024	Evercore Group LLC		3,039,551	3,125,000	3,024,170	3,078,755	0	27,306	0	27,306	0	3,106,061	0	(66,510)	(66,510)	10,338	08/31/2025
0109999999 Subtotal - Bonds - U.S. Governments						3,039,551	3,125,000	3,024,170	3,078,755	0	27,306	0	27,306	0	3,106,061	0	(66,510)	(66,510)	10,338	XXX
168863-DX-3	CHILE REPUBLIC OF SR UNSECURED 2.750% 01/31/27	D	05/17/2024	GOLDMAN SACHS & CO		940,000	1,000,000	942,000	952,005	0	5,690	0	5,690	0	957,694	0	(17,694)	(17,694)	22,229	01/31/2027
0309999999 Subtotal - Bonds - All Other Governments						940,000	1,000,000	942,000	952,005	0	5,690	0	5,690	0	957,694	0	(17,694)	(17,694)	22,229	XXX
3128MC-NE-1	Freddie Mac POOL NO G13789 4.500% 04/01/25		12/01/2024	Paydown		5,713	5,713	5,984	5,730	0	(16)	0	(16)	0	5,713	0	0	0	123	04/01/2025
3128MC-NF-8	Freddie Mac POOL NO G13790 4.500% 04/01/25		12/01/2024	Paydown		3,937	3,937	4,120	3,948	0	(11)	0	(11)	0	3,937	0	0	0	86	04/01/2025
64971X-KJ-6	NEW YORK CITY NY TRANSITIONAL SUBORDINATE FUTURE TAX SECURED 4.000% 11/01/37		07/22/2024	GOLDMAN SACHS & CO		1,036,339	1,040,000	974,470	975,304	0	1,900	0	1,900	0	977,203	0	59,136	59,136	30,276	11/01/2037
0909999999 Subtotal - Bonds - U.S. Special Revenues						1,045,989	1,049,650	984,574	984,982	0	1,873	0	1,873	0	986,853	0	59,136	59,136	30,485	XXX
040166-BB-3	APES CLO LTD SERIES 16-40A CLASS A1RR 5.779% 01/15/29		07/15/2024	Paydown		103,904	103,904	103,176	103,267	0	636	0	636	0	103,904	0	0	0	3,927	01/15/2029
040166-BB-3	APES CLO LTD SERIES 16-40A CLASS A1RR 5.779% 01/15/29		09/13/2024	Redemption		19,807	19,807	19,668	19,685	0	121	0	121	0	19,807	0	0	0	1,185	01/15/2029
04018E-AC-5	APES CLO LTD SERIES 21-59A CLASS B1 6.288% 04/25/34		05/02/2024	Scotiabank		1,000,000	1,000,000	965,500	962,161	0	(3,345)	0	(3,345)	0	958,817	0	41,183	41,183	37,787	04/25/2034
12551J-AL-0	CIFC FUNDING LTD SERIES 17-4A CLASS A1R 5.847% 10/24/30		10/24/2024	Paydown		90,560	90,560	89,971	90,034	0	526	0	526	0	90,560	0	0	0	3,464	10/24/2030
14310B-AU-5	CARLYLE GLOBAL MARKET STRATEGI SERIES 13-1A CLASS A1R 5.723% 08/14/30		11/14/2024	Paydown		284,478	284,478	282,629	282,464	0	2,014	0	2,014	0	284,478	0	0	0	10,455	08/14/2030
29003M-AJ-6	ELMWOOD CLO 18 LTD SERIES 22-5A CLASS AR 6.297% 07/17/33		08/16/2024	Redemption		1,000,000	1,000,000	1,000,000	1,000,000	0	0	0	0	0	1,000,000	0	0	0	59,025	07/17/2033
38123H-AN-4	GOLDENTREE LOAN OPPORTUNITIES SERIES 14-9A CLASS AR2 5.976% 10/29/29		01/29/2024	Paydown		1,375,705	1,375,705	1,376,104	1,375,808	0	(104)	0	(104)	0	1,375,705	0	0	0	23,513	10/29/2029
38123H-AN-4	GOLDENTREE LOAN OPPORTUNITIES SERIES 14-9A CLASS AR2 5.976% 10/29/29		03/01/2024	Redemption		744,626	744,626	744,842	744,682	0	(56)	0	(56)	0	744,626	0	0	0	17,156	10/29/2029
47047J-AE-4	JAMESTOWN CLO LTD SERIES 19-1A CLASS B 7.879% 04/20/32		03/28/2024	Redemption		500,000	500,000	486,875	487,231	0	12,769	0	12,769	0	500,000	0	0	0	19,194	04/20/2032
55953U-AC-8	MAGNETITE CLO LTD SERIES 21-30A CLASS B 6.488% 10/25/34		03/04/2024	DEUTSCHE BANK		250,125	250,000	250,000	250,000	0	0	0	0	0	250,000	0	125	125	6,672	10/25/2034
67080P-AE-6	NYACK PARK CLO LTD SERIES 21-1A CLASS B1 6.479% 10/20/34		02/09/2024	WACHOVIA		499,840	500,000	500,000	500,000	0	0	0	0	0	500,000	0	(160)	(160)	11,695	10/20/2034
67098U-AN-5	OAK HILL CREDIT PARTNERS SERIES 20-6A CLASS AR 6.281% 07/20/34		01/12/2024	MORGAN STANLEY		1,001,100	1,000,000	995,490	993,574	0	(566)	0	(566)	0	993,008	0	8,092	8,092	16,854	07/20/2034
737446-AR-5	POST HOLDINGS INC SR UNSECURED 4.500% 09/15/31		08/13/2024	TD Securities (USA)		455,625	500,000	435,000	440,383	0	3,799	0	3,799	0	444,182	0	11,443	11,443	20,563	09/15/2031
780153-BL-5	ROYAL CARIBBEAN CRUISE SR UNSECURED 11.625% 08/15/27		03/08/2024	Call	108,3170	541,585	500,000	542,500	539,769	0	(563)	0	(563)	0	539,206	0	(39,206)	(39,206)	74,361	08/15/2027
830120-AC-8	SIXTH STREET CLO XVI LTD SERIES 21-20A CLASS B 6.529% 10/20/34		03/25/2024	DEUTSCHE BANK		500,335	500,000	500,000	500,000	0	0	0	0	0	500,000	0	335	335	16,093	10/20/2034
87901J-AH-8	TEGNA INC SR UNSECURED 5.000% 09/15/29		12/09/2024	WACHOVIA		550,498	581,000	511,280	517,075	0	8,807	0	8,807	0	525,878	0	24,620	24,620	35,905	09/15/2029
893647-BE-6	TRANSIGM INC SECURED 6.250% 03/15/26		03/28/2024	Call	100,0000	900,000	900,000	900,468	898,932	1,000	68	0	1,068	0	900,000	0	0	0	30,156	03/15/2026
911365-BP-8	UNITED RENTALS INC SR UNSECURED 3.750% 01/15/32		04/23/2024	WACHOVIA		425,000	500,000	408,750	419,761	0	2,433	0	2,433	0	422,194	0	2,806	2,806	14,583	01/15/2032
92331E-AF-3	VENTURE ODO LTD SERIES 17-29A CLASS AR 5.775% 09/07/30		11/15/2024	Paydown		77,197	77,199	76,196	76,389	0	810	0	810	0	77,197	0	0	0	3,637	09/07/2030
962178-AN-9	WEYERHAEUSER REAL ESTATE SR UNSECURED 5.875% 06/15/24		02/20/2024	MarketAxess		199,700	200,000	200,975	200,049	0	(45)	0	(45)	0	200,004	0	(304)	(304)	2,187	06/15/2024
097751-BT-7	BOMBARDIER INC SR UNSECURED 7.875% 04/15/27	A	11/05/2024	BOFA SECURITIES INC		247,618	247,000	247,000	247,000	0	0	0	0	0	247,000	0	618	618	20,586	04/15/2027
097751-BT-7	BOMBARDIER INC SR UNSECURED 7.875% 04/15/27	A	06/20/2024	Call	100,0000	188,000	188,000	188,000	188,000	0	0	0	0	0	188,000	0	0	0	9,086	04/15/2027
1109999999 Subtotal - Bonds - Industrial and Miscellaneous (Unaffiliated)						10,955,703	11,062,279	10,824,424	10,836,264	1,000	27,304	0	28,304	0	10,864,566	0	49,552	49,552	438,084	XXX

E14

ANNUAL STATEMENT FOR THE YEAR 2024 OF THE Coventry Health Care of Kansas, Inc.

SCHEDULE D - PART 4

Showing All Long-Term Bonds and Stocks SOLD, REDEEMED or Otherwise DISPOSED OF During Current Year

1 CUSIP Identi- fication	2 Description	3 For- eign	4 Disposal Date	5 Name of Purchaser	6 Number of Shares of Stock	7 Con- sideration	8 Par Value	9 Actual Cost	10 Prior Year Book/ Adjusted Carrying Value	Change In Book/Adjusted Carrying Value					16 Book/ Adjusted Carrying Value at Disposal Date	17 Foreign Exchange Gain (Loss) on Disposal	18 Realized Gain (Loss) on Disposal	19 Total Gain (Loss) on Disposal	20 Bond Interest/ Stock Dividends Received During Year	21 Stated Con- tractual Maturity Date	
										11 Unrealized Valuation Increase/ (Decrease)	12 Current Year's (Amor- tization)/ Accretion	13 Current Year's Other- Than- Temporary Impairment Recognized	14 Total Change in Book/ Adjusted Carrying Value (11+12-13)	15 Total Foreign Exchange Change in Book/ Adjusted Carrying Value							
2509999997. Total - Bonds - Part 4						15,981,243	16,236,929	15,775,168	15,852,006	1,000	62,173	0	63,173	0	15,915,174	0	24,484	24,484	501,136	XXX	
2509999998. Total - Bonds - Part 5						14,244,532	14,706,507	14,349,464	0	0	6,972	0	6,972	0	14,356,436	0	(121,904)	(121,904)	310,842	XXX	
2509999999. Total - Bonds						30,225,775	30,943,436	30,124,632	15,852,006	1,000	69,145	0	70,145	0	30,271,610	0	(97,420)	(97,420)	811,978	XXX	
4509999997. Total - Preferred Stocks - Part 4						0	XXX	0	0	0	0	0	0	0	0	0	0	0	0	0	XXX
4509999998. Total - Preferred Stocks - Part 5						0	XXX	0	0	0	0	0	0	0	0	0	0	0	0	0	XXX
4509999999. Total - Preferred Stocks						0	XXX	0	0	0	0	0	0	0	0	0	0	0	0	0	XXX
921946-40-6	VANGUARD WHITEHALL FDS VANGUARD WHITEHALL FDS		11/08/2024	Strategas Securities, LLC	7,666,000	1,015,567		871,469	855,756	15,714	0	0	15,714	0	871,469	0	144,098	144,098	19,397	XXX	
5019999999. Subtotal - Common Stocks - Industrial and Miscellaneous (Unaffiliated) Publicly Traded						1,015,567	XXX	871,469	855,756	15,714	0	0	15,714	0	871,469	0	144,098	144,098	19,397	XXX	
5989999997. Total - Common Stocks - Part 4						1,015,567	XXX	871,469	855,756	15,714	0	0	15,714	0	871,469	0	144,098	144,098	19,397	XXX	
5989999998. Total - Common Stocks - Part 5						0	XXX	0	0	0	0	0	0	0	0	0	0	0	0	0	XXX
5989999999. Total - Common Stocks						1,015,567	XXX	871,469	855,756	15,714	0	0	15,714	0	871,469	0	144,098	144,098	19,397	XXX	
5999999999. Total - Preferred and Common Stocks						1,015,567	XXX	871,469	855,756	15,714	0	0	15,714	0	871,469	0	144,098	144,098	19,397	XXX	
6009999999 - Totals						31,241,342	XXX	30,996,101	16,707,762	16,714	69,145	0	85,859	0	31,143,079	0	46,678	46,678	831,375	XXX	

ANNUAL STATEMENT FOR THE YEAR 2024 OF THE Coventry Health Care of Kansas, Inc.

SCHEDULE D - PART 5

Showing All Long-Term Bonds and Stocks ACQUIRED During Year and Fully DISPOSED OF During Current Year

1	2	3	4	5	6	7	8	9	10	11	Change in Book/Adjusted Carrying Value					17	18	19	20	21	
											12	13	14	15	16						
CUSIP Identification	Description	Foreign	Date Acquired	Name of Vendor	Disposal Date	Name of Purchaser	Par Value (Bonds) or Number of Shares (Stock)	Actual Cost	Consideration	Book/ Adjusted Carrying Value at Disposal	Unrealized Valuation Increase/ (Decrease)	Current Year's (Amortization)/ Accretion	Current Year's Other-Than-Temporary Impairment Recognized	Total Change in Book/ Adjusted Carrying Valu (12 + 13 - 14)	Total Foreign Exchange Change in Book/ Adjusted Carrying Value	Foreign Exchange Gain (Loss) on Disposal	Realized Gain (Loss) on Disposal	Total Gain (Loss) on Disposal	Interest and Dividends Received During Year	Paid for Accrued Interest and Dividends	
02582J-KF-6	AMERICAN EXPRESS CREDIT ACCOUN SERIES 24-2 CLASS A 5.240% 04/15/31		07/18/2024	MIZUHO SECURITIES USA	10/31/2024	BANC AMERICA	1,000,000	1,030,820	1,028,086	1,029,465	0	(1,355)	0	(1,355)	0	0	(1,379)	(1,379)	15,429	582	
1248EP-CB-7	CCO HOLDINGS LLC CAP CORP SR UNSECURED 5.375% 06/01/29		04/23/2024	WACHOVIA	11/01/2024	WACHOVIA	500,000	445,625	479,375	450,276	0	4,651	0	4,651	0	0	29,099	29,099	24,859	10,750	
22207A-AA-0	COTY HFC PRESTIGE INT US 1ST LIEN 6.625% 07/15/30		04/17/2024	TD Securities (USA)	05/06/2024	CHASE SECURITIES	540,000	534,600	546,750	534,641	0	41	0	41	0	0	12,109	12,109	11,229	9,341	
29002H-AW-9	ELMWOOD CLO III LTD SERIES 19-3A CLASS A1RR 6.012% 07/18/37		06/06/2024	NOMURA SECURITIES	12/17/2024	CHASE SECURITIES	1,000,000	1,000,000	1,005,800	1,000,000	0	0	0	0	0	0	5,800	5,800	32,523	0	
389375-AL-0	GRAY TELEVISION INC SR UNSECURED 4.750% 10/15/30		02/07/2024	WACHOVIA	05/03/2024	MarketAxess	500,000	362,500	314,940	366,074	0	3,574	0	3,574	0	0	(51,134)	(51,134)	13,326	7,521	
431571-AF-5	HILLENBRAND INC SR UNSECURED 6.250% 02/15/29		02/07/2024	HSBC SEC INC	08/12/2024	WACHOVIA	1,000,000	1,000,000	1,003,750	1,000,000	0	0	0	0	0	0	3,750	3,750	31,076	0	
501044-DU-2	KROGER CO SR UNSECURED 4.900% 09/15/31		08/20/2024	WACHOVIA	12/18/2024	Call 101.0000	1,000,000	999,610	1,010,000	999,553	0	(57)	0	(57)	0	0	447	447	25,108	0	
516806-AK-2	VITAL ENERGY INC SR UNSECURED 7.875% 04/15/32		03/18/2024	BOFA SECURITIES INC	09/11/2024	WARBURG	1,000,000	1,013,750	990,000	1,012,642	0	(1,108)	0	(1,108)	0	0	(22,642)	(22,642)	35,875	0	
71376L-AF-7	PERFORMANCE FOOD GROUP I SR UNSECURED 6.125% 09/15/32		09/04/2024	WACHOVIA	09/27/2024	BOFA SECURITIES INC	500,000	500,000	511,250	500,000	0	0	0	0	0	0	11,250	11,250	1,531	0	
737446-AU-8	POST HOLDINGS INC SECURED 6.250% 02/15/32		02/05/2024	CHASE SECURITIES	03/19/2024	Sumitomo Mitsui Financial Grp	500,000	500,000	502,500	500,000	0	0	0	0	0	0	2,500	2,500	2,691	0	
75887X-AO-0	REGATTA FUNDING SERIES 18-1A CLASS BR 6.397% 07/17/37		06/21/2024	NOMURA SECURITIES	08/08/2024	MORGAN STANLEY	2,500,000	2,500,000	2,497,500	2,500,000	0	0	0	0	0	0	(2,500)	(2,500)	13,712	0	
79546V-AQ-9	SALLY HOLDINGS SALLY CAP SR UNSECURED 6.750% 03/01/32		02/13/2024	BOFA SECURITIES INC	11/01/2024	MarketAxess	250,000	248,750	253,045	248,803	0	53	0	53	0	0	4,242	4,242	11,578	0	
83610J-AA-4	SOUND POINT CLO LTD SERIES 18-A1 CLASS A 5.909% 04/15/31		02/06/2024	DEUTSCHE BANK	03/07/2024	Royal Bank and Trust	1,248,219	1,250,466	1,248,868	1,249,376	0	(1,090)	0	(1,090)	0	0	(508)	(508)	12,540	5,244	
86217R-AL-2	STORM KING PARK CLO LTD SERIES 22-1A CLASS AR 6.016% 10/15/37		09/17/2024	Citigroup Global Markets Inc	12/11/2024	DEUTSCHE BANK	1,000,000	1,000,000	1,006,880	1,000,000	0	0	0	0	0	0	6,880	6,880	13,513	0	
931427-AC-2	WALGREENS BOOT ALLIANCE SR UNSECURED 4.800% 11/18/44		01/29/2024	Various	07/31/2024	Stifel Nicolaus & Co.	1,250,000	1,044,688	927,500	1,047,318	0	2,630	0	2,630	0	0	(119,818)	(119,818)	42,167	10,167	
97316F-AA-9	WIND RIVER CLO LTD SERIES 13-1A CLASS A1RR 5.859% 07/20/30		02/08/2024	CHASE SECURITIES	10/21/2024	Paydown	918,288	918,655	918,288	918,288	0	(367)	0	(367)	0	0	0	0	23,685	3,514	
1109999999	Subtotal - Bonds - Industrial and Miscellaneous (Unaffiliated)							14,706,507	14,349,464	14,244,532	14,356,436	0	6,972	0	6,972	0	0	(121,904)	(121,904)	310,842	47,119
2509999998	Total - Bonds							14,706,507	14,349,464	14,244,532	14,356,436	0	6,972	0	6,972	0	0	(121,904)	(121,904)	310,842	47,119
4509999998	Total - Preferred Stocks							0	0	0	0	0	0	0	0	0	0	0	0	0	0
5989999998	Total - Common Stocks							0	0	0	0	0	0	0	0	0	0	0	0	0	0
5999999999	Total - Preferred and Common Stocks							0	0	0	0	0	0	0	0	0	0	0	0	0	0
6009999999	Totals							14,349,464	14,244,532	14,356,436	0	6,972	0	6,972	0	0	(121,904)	(121,904)	310,842	47,119	

Schedule D-Part 6-Section 1-Valuation of Shares of Subsidiary, Controlled or Affiliated Companies

N O N E

Schedule D - Part 6 - Section 2

N O N E

Schedule DA - Part 1 - Short-Term Investments Owned

N O N E

Schedule DB - Part A - Section 1 - Options, Caps, Floors, Collars, Swaps and Forwards Open

N O N E

Schedule DB - Part A - Section 2 - Options, Caps, Floors, Collars, Swaps and Forwards Terminated

N O N E

Schedule DB - Part B - Section 1 - Futures Contracts Open

N O N E

Schedule DB - Part B - Section 1B - Brokers with whom cash deposits have been made

N O N E

Schedule DB - Part B - Section 2 - Futures Contracts Terminated

N O N E

Schedule DB - Part D - Section 1 - Counterparty Exposure for Derivative Instruments Open

N O N E

Schedule DB - Part D-Section 2 - Collateral for Derivative Instruments Open - Pledged By

N O N E

Schedule DB - Part D-Section 2 - Collateral for Derivative Instruments Open - Pledged To

N O N E

Schedule DB - Part E - Derivatives Hedging Variable Annuity Guarantees as of December 31 of
Current Year

N O N E

Schedule DL - Part 1 - Reinvested Collateral Assets Owned

N O N E

Schedule DL - Part 2 - Reinvested Collateral Assets Owned

N O N E

ANNUAL STATEMENT FOR THE YEAR 2024 OF THE Coventry Health Care of Kansas, Inc.

SCHEDULE E - PART 2 - CASH EQUIVALENTS

Show Investments Owned December 31 of Current Year

1 CUSIP	2 Description	3 Code	4 Date Acquired	5 Rate of Interest	6 Maturity Date	7 Book/Adjusted Carrying Value	8 Amount of Interest Due and Accrued	9 Amount Received During Year
0109999999	Total - U.S. Government Bonds					0	0	0
0309999999	Total - All Other Government Bonds					0	0	0
0509999999	Total - U.S. States, Territories and Possessions Bonds					0	0	0
0709999999	Total - U.S. Political Subdivisions Bonds					0	0	0
0909999999	Total - U.S. Special Revenues Bonds					0	0	0
1109999999	Total - Industrial and Miscellaneous (Unaffiliated) Bonds					0	0	0
1309999999	Total - Hybrid Securities					0	0	0
1509999999	Total - Parent, Subsidiaries and Affiliates Bonds					0	0	0
1909999999	Subtotal - Unaffiliated Bank Loans					0	0	0
2419999999	Total - Issuer Obligations					0	0	0
2429999999	Total - Residential Mortgage-Backed Securities					0	0	0
2439999999	Total - Commercial Mortgage-Backed Securities					0	0	0
2449999999	Total - Other Loan-Backed and Structured Securities					0	0	0
2459999999	Total - SVO Identified Funds					0	0	0
2469999999	Total - Affiliated Bank Loans					0	0	0
2479999999	Total - Unaffiliated Bank Loans					0	0	0
2509999999	Total Bonds					0	0	0
60934N-50-0	FEDERATED INVESTORS INC TREASURY OBLIGATION FUND			0.000			0	50
8209999999	Subtotal - Exempt Money Market Mutual Funds - as Identified by the SVO					0	0	50
	CASHPOOL		12/31/2024	0.000		13,712,934	0	1,415,379
8509999999	Subtotal - Other Cash Equivalents					13,712,934	0	1,415,379
8609999999	Total Cash Equivalents					13,712,934	0	1,415,429

E28

1. Line Book/Adjusted Carrying Value by NAIC Designation Category Footnote:
 Number
 1A 1A ..\$0 1B ..\$0 1C ..\$0 1D ..\$0 1E ..\$0 1F ..\$0 1G ..\$0
 1B 2A ..\$0 2B ..\$0 2C ..\$0
 1C 3A ..\$0 3B ..\$0 3C ..\$0
 1D 4A ..\$0 4B ..\$0 4C ..\$0
 1E 5A ..\$0 5B ..\$0 5C ..\$0
 1F 6 ..\$0

ANNUAL STATEMENT FOR THE YEAR 2024 OF THE Coventry Health Care of Kansas, Inc.

SCHEDULE E - PART 3 - SPECIAL DEPOSITS

States, Etc.	1 Type of Deposit	2 Purpose of Deposit	Deposits For the Benefit of All Policyholders		All Other Special Deposits	
			3 Book/Adjusted Carrying Value	4 Fair Value	5 Book/Adjusted Carrying Value	6 Fair Value
1. Alabama	AL		0	0	0	0
2. Alaska	AK		0	0	0	0
3. Arizona	AZ		0	0	0	0
4. Arkansas	AR	B. RSD by INS CODE AR 23-63-206	173,965	170,454	0	0
5. California	CA		0	0	0	0
6. Colorado	CO		0	0	0	0
7. Connecticut	CT		0	0	0	0
8. Delaware	DE		0	0	0	0
9. District of Columbia	DC		0	0	0	0
10. Florida	FL		0	0	0	0
11. Georgia	GA		0	0	0	0
12. Hawaii	HI		0	0	0	0
13. Idaho	ID		0	0	0	0
14. Illinois	IL		0	0	0	0
15. Indiana	IN		0	0	0	0
16. Iowa	IA		0	0	0	0
17. Kansas	KS		0	0	0	0
18. Kentucky	KY		0	0	0	0
19. Louisiana	LA		0	0	0	0
20. Maine	ME		0	0	0	0
21. Maryland	MD		0	0	0	0
22. Massachusetts	MA		0	0	0	0
23. Michigan	MI		0	0	0	0
24. Minnesota	MN		0	0	0	0
25. Mississippi	MS		0	0	0	0
26. Missouri	MO	B. RSD by INS CODE MO 354.410 RSMo	1,093,496	1,071,426	0	0
27. Montana	MT		0	0	0	0
28. Nebraska	NE		0	0	0	0
29. Nevada	NV		0	0	0	0
30. New Hampshire	NH		0	0	0	0
31. New Jersey	NJ		0	0	0	0
32. New Mexico	NM		0	0	0	0
33. New York	NY		0	0	0	0
34. North Carolina	NC		0	0	0	0
35. North Dakota	ND		0	0	0	0
36. Ohio	OH		0	0	0	0
37. Oklahoma	OK	B. RSD by INS CODE O.S.36.1613	596,452	584,414	0	0
38. Oregon	OR		0	0	0	0
39. Pennsylvania	PA		0	0	0	0
40. Rhode Island	RI		0	0	0	0
41. South Carolina	SC		0	0	0	0
42. South Dakota	SD		0	0	0	0
43. Tennessee	TN		0	0	0	0
44. Texas	TX		0	0	0	0
45. Utah	UT		0	0	0	0
46. Vermont	VT		0	0	0	0
47. Virginia	VA		0	0	0	0
48. Washington	WA		0	0	0	0
49. West Virginia	WV		0	0	0	0
50. Wisconsin	WI		0	0	0	0
51. Wyoming	WY		0	0	0	0
52. American Samoa	AS		0	0	0	0
53. Guam	GU		0	0	0	0
54. Puerto Rico	PR		0	0	0	0
55. U.S. Virgin Islands	VI		0	0	0	0
56. Northern Mariana Islands	MP		0	0	0	0
57. Canada	CAN		0	0	0	0
58. Aggregate Alien and Other	OT	XXX	0	0	0	0
59. Subtotal	XXX	XXX	1,863,914	1,826,294	0	0
DETAILS OF WRITE-INS						
5801.						
5802.						
5803.						
5898. Summary of remaining write-ins for Line 58 from overflow page	XXX	XXX	0	0	0	0
5899. Totals (Lines 5801 through 5803 plus 5898)(Line 58 above)	XXX	XXX	0	0	0	0