



HEALTH ANNUAL STATEMENT

AS OF DECEMBER 31, 2022
OF THE CONDITION AND AFFAIRS OF THE

Coventry Health Care of Kansas, Inc.

NAIC Group Code 0001 0001 NAIC Company Code 95489 Employer's ID Number 48-0840330
(Current) (Prior)

Organized under the Laws of Kansas State of Domicile or Port of Entry KS

Country of Domicile United States of America

Licensed as business type: Health Maintenance Organization

Is HMO Federally Qualified? Yes [] No [X]

Incorporated/Organized 01/02/1976 Commenced Business 10/01/1981

Statutory Home Office 9401 Indian Creek Parkway, Ste. 1300 Overland Park, KS, US 66210
(Street and Number) (City or Town, State, Country and Zip Code)

Main Administrative Office 9401 Indian Creek Parkway, Ste. 1300
(Street and Number)
Overland Park, KS, US 66210 913-202-5400
(City or Town, State, Country and Zip Code) (Area Code) (Telephone Number)

Mail Address 151 Farmington Avenue, RT21 Hartford, CT, US 06156
(Street and Number or P.O. Box) (City or Town, State, Country and Zip Code)

Primary Location of Books and Records 9401 Indian Creek Parkway, Ste. 1300
(Street and Number)
Overland Park, KS, US 66210 913-202-5400
(City or Town, State, Country and Zip Code) (Area Code) (Telephone Number)

Internet Website Address www.aetna.com

Statutory Statement Contact Kim E. Roth 215-775-6508
(Name) (Area Code) (Telephone Number)
StatutoryReporting@aetna.com 860-262-7767
(E-mail Address) (FAX Number)

OFFICERS

President James Benjamin Boyman Vice President and Treasurer Tracy Louise Smith
Vice President and Secretary Edward Chung-I Lee

OTHER

Derek Scott Blunt, Senior Investment Officer Steven Matthew Conte, Corporate Controller # Amy Christine Fletcher, Chief Financial Officer
Peter Keller, Assistant Controller Whitney Dorothy Lavoie, Assistant Controller

DIRECTORS OR TRUSTEES

James Benjamin Boyman Gregory Stephen Martino Cathleen Sue Tinker

The officers of this reporting entity being duly sworn, each depose and say that they are the described officers of said reporting entity, and that on the reporting period stated above, all of the herein described assets were the absolute property of the said reporting entity, free and clear from any liens or claims thereon, except as herein stated, and that this statement, together with related exhibits, schedules and explanations therein contained, annexed or referred to, is a full and true statement of all the assets and liabilities and of the condition and affairs of the said reporting entity as of the reporting period stated above, and of its income and deductions therefrom for the period ended, and have been completed in accordance with the NAIC Annual Statement Instructions and Accounting Practices and Procedures manual except to the extent that: (1) state law may differ; or, (2) that state rules or regulations require differences in reporting not related to accounting practices and procedures, according to the best of their information, knowledge and belief, respectively. Furthermore, the scope of this attestation by the described officers also includes the related corresponding electronic filing with the NAIC, when required, that is an exact copy (except for formatting differences due to electronic filing) of the enclosed statement. The electronic filing may be requested by various regulators in lieu of or in addition to the enclosed statement.

James Benjamin Boyman
President

Edward Chung-I Lee
Vice President and Secretary

Tracy Louise Smith
Vice President and Treasurer

State of..... Pennsylvania
County of..... Montgomery

State of..... Connecticut
County of..... Hartford

State of..... Rhode Island
County of..... Providence

Subscribed and sworn to before me this
2nd day of February, 2023


Subscribed and sworn to before me this
____ day of _____, 2023

Subscribed and sworn to before me this
____ day of _____, 2023

NOTARY PUBLIC (Seal)

NOTARY PUBLIC (Seal)

NOTARY PUBLIC (Seal)



- a. Is this an original filing? Yes [X] No []
b. If no,
1. State the amendment number.....
2. Date filed
3. Number of pages attached.....



HEALTH ANNUAL STATEMENT

AS OF DECEMBER 31, 2022
OF THE CONDITION AND AFFAIRS OF THE

Coventry Health Care of Kansas, Inc.

NAIC Group Code 0001 0001 NAIC Company Code 95489 Employer's ID Number 48-0840330
(Current) (Prior)

Organized under the Laws of Kansas State of Domicile or Port of Entry KS

Country of Domicile United States of America

Licensed as business type: Health Maintenance Organization

Is HMO Federally Qualified? Yes [] No [X]

Incorporated/Organized 01/02/1976 Commenced Business 10/01/1981

Statutory Home Office 9401 Indian Creek Parkway, Ste. 1300 Overland Park, KS, US 66210
(Street and Number) (City or Town, State, Country and Zip Code)

Main Administrative Office 9401 Indian Creek Parkway, Ste. 1300
(Street and Number)
Overland Park, KS, US 66210 913-202-5400
(City or Town, State, Country and Zip Code) (Area Code) (Telephone Number)

Mail Address 151 Farmington Avenue, RT21 Hartford, CT, US 06156
(Street and Number or P.O. Box) (City or Town, State, Country and Zip Code)

Primary Location of Books and Records 9401 Indian Creek Parkway, Ste. 1300
(Street and Number)
Overland Park, KS, US 66210 913-202-5400
(City or Town, State, Country and Zip Code) (Area Code) (Telephone Number)

Internet Website Address www.aetna.com

Statutory Statement Contact Kim E. Roth 215-775-6508
(Name) (Area Code) (Telephone Number)
StatutoryReporting@aetna.com 860-262-7767
(E-mail Address) (FAX Number)

OFFICERS

President James Benjamin Boyman Vice President and Treasurer Tracy Louise Smith
Vice President and Secretary Edward Chung-I Lee

OTHER

Derek Scott Blunt, Senior Investment Officer Steven Matthew Conte, Corporate Controller # Amy Christine Fletcher, Chief Financial Officer
Peter Keller, Assistant Controller Whitney Dorothy Lavoie, Assistant Controller

DIRECTORS OR TRUSTEES

James Benjamin Boyman Gregory Stephen Martino Cathleen Sue Tinker

The officers of this reporting entity being duly sworn, each depose and say that they are the described officers of said reporting entity, and that on the reporting period stated above, all of the herein described assets were the absolute property of the said reporting entity, free and clear from any liens or claims thereon, except as herein stated, and that this statement, together with related exhibits, schedules and explanations therein contained, annexed or referred to, is a full and true statement of all the assets and liabilities and of the condition and affairs of the said reporting entity as of the reporting period stated above, and of its income and deductions therefrom for the period ended, and have been completed in accordance with the NAIC Annual Statement Instructions and Accounting Practices and Procedures manual except to the extent that: (1) state law may differ; or, (2) that state rules or regulations require differences in reporting not related to accounting practices and procedures, according to the best of their information, knowledge and belief, respectively. Furthermore, the scope of this attestation by the described officers also includes the related corresponding electronic filing with the NAIC, when required, that is an exact copy (except for formatting differences due to electronic filing) of the enclosed statement. The electronic filing may be requested by various regulators in lieu of or in addition to the enclosed statement.

James Benjamin Boyman
President

Edward Chung-I Lee
Vice President and Secretary

Tracy Louise Smith
Vice President and Treasurer

State of..... Pennsylvania
County of..... Montgomery

State of..... Connecticut
County of..... Hartford

State of..... Rhode Island
County of..... Providence

Subscribed and sworn to before me this
____ day of _____, 2023


Subscribed and sworn to before me this
15 day of February, 2023

Subscribed and sworn to before me this
____ day of _____, 2023

NOTARY PUBLIC (Seal)

NOTARY PUBLIC (Seal)

NOTARY PUBLIC (Seal)



- a. Is this an original filing? Yes [X] No []
b. If no,
1. State the amendment number.....
2. Date filed
3. Number of pages attached.....



HEALTH ANNUAL STATEMENT

AS OF DECEMBER 31, 2022
OF THE CONDITION AND AFFAIRS OF THE

Coventry Health Care of Kansas, Inc.

NAIC Group Code 0001 0001 NAIC Company Code 95489 Employer's ID Number 48-0840330
(Current) (Prior)

Organized under the Laws of Kansas State of Domicile or Port of Entry KS

Country of Domicile United States of America

Licensed as business type: Health Maintenance Organization

Is HMO Federally Qualified? Yes [] No [X]

Incorporated/Organized 01/02/1976 Commenced Business 10/01/1981

Statutory Home Office 9401 Indian Creek Parkway, Ste. 1300 Overland Park, KS, US 66210
(Street and Number) (City or Town, State, Country and Zip Code)

Main Administrative Office 9401 Indian Creek Parkway, Ste. 1300
(Street and Number)
Overland Park, KS, US 66210 913-202-5400
(City or Town, State, Country and Zip Code) (Area Code) (Telephone Number)

Mail Address 151 Farmington Avenue, RT21 Hartford, CT, US 06156
(Street and Number or P.O. Box) (City or Town, State, Country and Zip Code)

Primary Location of Books and Records 9401 Indian Creek Parkway, Ste. 1300
(Street and Number)
Overland Park, KS, US 66210 913-202-5400
(City or Town, State, Country and Zip Code) (Area Code) (Telephone Number)

Internet Website Address www.aetna.com

Statutory Statement Contact Kim E. Roth 215-775-6508
(Name) (Area Code) (Telephone Number)
StatutoryReporting@aetna.com 860-262-7767
(E-mail Address) (FAX Number)

OFFICERS

President James Benjamin Boyman Vice President and Treasurer Tracy Louise Smith
Vice President and Secretary Edward Chung-I Lee

OTHER

Derek Scott Blunt, Senior Investment Officer Steven Matthew Conte, Corporate Controller # Amy Christine Fletcher, Chief Financial Officer
Peter Keller, Assistant Controller Whitney Dorothy Lavoie, Assistant Controller

DIRECTORS OR TRUSTEES

James Benjamin Boyman Gregory Stephen Martino Cathleen Sue Tinker

The officers of this reporting entity being duly sworn, each depose and say that they are the described officers of said reporting entity, and that on the reporting period stated above, all of the herein described assets were the absolute property of the said reporting entity, free and clear from any liens or claims thereon, except as herein stated, and that this statement, together with related exhibits, schedules and explanations therein contained, annexed or referred to, is a full and true statement of all the assets and liabilities and of the condition and affairs of the said reporting entity as of the reporting period stated above, and of its income and deductions therefrom for the period ended, and have been completed in accordance with the NAIC Annual Statement Instructions and Accounting Practices and Procedures manual except to the extent that: (1) state law may differ; or, (2) that state rules or regulations require differences in reporting not related to accounting practices and procedures, according to the best of their information, knowledge and belief, respectively. Furthermore, the scope of this attestation by the described officers also includes the related corresponding electronic filing with the NAIC, when required, that is an exact copy (except for formatting differences due to electronic filing) of the enclosed statement. The electronic filing may be requested by various regulators in lieu of or in addition to the enclosed statement.

James Benjamin Boyman
President

Edward Chung-I Lee
Vice President and Secretary

Tracy Louise Smith
Tracy Louise Smith
Vice President and Treasurer

State of..... Pennsylvania
County of..... Montgomery

State of..... Connecticut
County of..... Hartford

State of..... Rhode Island
County of..... Providence

Subscribed and sworn to before me this
____ day of _____, 2023


Subscribed and sworn to before me this
____ day of _____, 2023

Subscribed and sworn to before me this
31st day of January, 2023

NOTARY PUBLIC (Seal)

NOTARY PUBLIC (Seal)

NOTARY PUBLIC (Seal)



- a. Is this an original filing? Yes [X] No []
b. If no,
1. State the amendment number.....
2. Date filed
3. Number of pages attached.....

SUMMARY INVESTMENT SCHEDULE

| Investment Categories | Gross Investment Holdings | | Admitted Assets as Reported in the Annual Statement | | | |
|--|---------------------------|--|---|--|-----------------------------------|--|
| | 1 Amount | 2 Percentage of Column 1 Line 13 | 3 Amount | 4 Securities Lending Reinvested Collateral Amount | 5 Total (Col. 3 + 4) Amount | 6 Percentage of Column 5 Line 13 |
| 1. Long-Term Bonds (Schedule D, Part 1): | | | | | | |
| 1.01 U.S. governments | 6,693,256 | 9.384 | 6,693,256 | 0 | 6,693,256 | 9.384 |
| 1.02 All other governments | 967,222 | 1.356 | 967,222 | 0 | 967,222 | 1.356 |
| 1.03 U.S. states, territories and possessions, etc. guaranteed | 0 | 0.000 | 0 | 0 | 0 | 0.000 |
| 1.04 U.S. political subdivisions of states, territories, and possessions, guaranteed | 0 | 0.000 | 0 | 0 | 0 | 0.000 |
| 1.05 U.S. special revenue and special assessment obligations, etc. non-guaranteed | 2,061,866 | 2.891 | 2,061,866 | 0 | 2,061,866 | 2.891 |
| 1.06 Industrial and miscellaneous | 16,932,579 | 23.739 | 16,932,579 | 0 | 16,932,579 | 23.739 |
| 1.07 Hybrid securities | 0 | 0.000 | 0 | 0 | 0 | 0.000 |
| 1.08 Parent, subsidiaries and affiliates | 0 | 0.000 | 0 | 0 | 0 | 0.000 |
| 1.09 SVO identified funds | 0 | 0.000 | 0 | 0 | 0 | 0.000 |
| 1.10 Unaffiliated bank loans | 0 | 0.000 | 0 | 0 | 0 | 0.000 |
| 1.11 Unaffiliated certificates of deposit | 0 | 0.000 | 0 | 0 | 0 | 0.000 |
| 1.12 Total long-term bonds | 26,654,923 | 37.370 | 26,654,923 | 0 | 26,654,923 | 37.370 |
| 2. Preferred stocks (Schedule D, Part 2, Section 1): | | | | | | |
| 2.01 Industrial and miscellaneous (Unaffiliated) | 0 | 0.000 | 0 | 0 | 0 | 0.000 |
| 2.02 Parent, subsidiaries and affiliates | 0 | 0.000 | 0 | 0 | 0 | 0.000 |
| 2.03 Total preferred stocks | 0 | 0.000 | 0 | 0 | 0 | 0.000 |
| 3. Common stocks (Schedule D, Part 2, Section 2): | | | | | | |
| 3.01 Industrial and miscellaneous Publicly traded (Unaffiliated) | 1,636,532 | 2.294 | 1,636,532 | 0 | 1,636,532 | 2.294 |
| 3.02 Industrial and miscellaneous Other (Unaffiliated) | 0 | 0.000 | 0 | 0 | 0 | 0.000 |
| 3.03 Parent, subsidiaries and affiliates Publicly traded | 0 | 0.000 | 0 | 0 | 0 | 0.000 |
| 3.04 Parent, subsidiaries and affiliates Other | 0 | 0.000 | 0 | 0 | 0 | 0.000 |
| 3.05 Mutual funds | 0 | 0.000 | 0 | 0 | 0 | 0.000 |
| 3.06 Unit investment trusts | 0 | 0.000 | 0 | 0 | 0 | 0.000 |
| 3.07 Closed-end funds | 0 | 0.000 | 0 | 0 | 0 | 0.000 |
| 3.08 Exchange traded funds | 0 | 0.000 | 0 | 0 | 0 | 0.000 |
| 3.09 Total common stocks | 1,636,532 | 2.294 | 1,636,532 | 0 | 1,636,532 | 2.294 |
| 4. Mortgage loans (Schedule B): | | | | | | |
| 4.01 Farm mortgages | 0 | 0.000 | 0 | 0 | 0 | 0.000 |
| 4.02 Residential mortgages | 0 | 0.000 | 0 | 0 | 0 | 0.000 |
| 4.03 Commercial mortgages | 0 | 0.000 | 0 | 0 | 0 | 0.000 |
| 4.04 Mezzanine real estate loans | 0 | 0.000 | 0 | 0 | 0 | 0.000 |
| 4.05 Total valuation allowance | 0 | 0.000 | 0 | 0 | 0 | 0.000 |
| 4.06 Total mortgage loans | 0 | 0.000 | 0 | 0 | 0 | 0.000 |
| 5. Real estate (Schedule A): | | | | | | |
| 5.01 Properties occupied by company | 0 | 0.000 | 0 | 0 | 0 | 0.000 |
| 5.02 Properties held for production of income | 0 | 0.000 | 0 | 0 | 0 | 0.000 |
| 5.03 Properties held for sale | 0 | 0.000 | 0 | 0 | 0 | 0.000 |
| 5.04 Total real estate | 0 | 0.000 | 0 | 0 | 0 | 0.000 |
| 6. Cash, cash equivalents and short-term investments: | | | | | | |
| 6.01 Cash (Schedule E, Part 1) | 15,167,735 | 21.265 | 15,167,735 | 0 | 15,167,735 | 21.265 |
| 6.02 Cash equivalents (Schedule E, Part 2) | 27,855,798 | 39.054 | 27,855,798 | 0 | 27,855,798 | 39.054 |
| 6.03 Short-term investments (Schedule DA) | 0 | 0.000 | 0 | 0 | 0 | 0.000 |
| 6.04 Total cash, cash equivalents and short-term investments | 43,023,533 | 60.319 | 43,023,533 | 0 | 43,023,533 | 60.319 |
| 7. Contract loans | 0 | 0.000 | 0 | 0 | 0 | 0.000 |
| 8. Derivatives (Schedule DB) | 0 | 0.000 | 0 | 0 | 0 | 0.000 |
| 9. Other invested assets (Schedule BA) | 0 | 0.000 | 0 | 0 | 0 | 0.000 |
| 10. Receivables for securities | 11,750 | 0.016 | 11,750 | 0 | 11,750 | 0.016 |
| 11. Securities Lending (Schedule DL, Part 1)..... | 0 | 0.000 | 0 | XXX | XXX | XXX |
| 12. Other invested assets (Page 2, Line 11) | 0 | 0.000 | 0 | 0 | 0 | 0.000 |
| 13. Total invested assets | 71,326,738 | 100.000 | 71,326,738 | 0 | 71,326,738 | 100.000 |

Schedule A - Verification - Real Estate

N O N E

Schedule B - Verification - Mortgage Loans

N O N E

SCHEDULE BA - VERIFICATION BETWEEN YEARS

Other Long-Term Invested Assets

| | | |
|-----|--|--|
| 1. | Book/adjusted carrying value, December 31 of prior year | |
| 2. | Cost of acquired: | |
| | 2.1 Actual cost at time of acquisition (Part 2, Column 8) | |
| | 2.2 Additional investment made after acquisition (Part 2, Column 9) | |
| 3. | Capitalized deferred interest and other: | |
| | 3.1 Totals, Part 1, Column 16 | |
| | 3.2 Totals, Part 3, Column 12 | |
| 4. | Accrual of discount | |
| 5. | Unrealized valuation increase (decrease): | |
| | 5.1 Totals, Part 1, Column 13 | |
| | 5.2 Totals, Part 3, Column 9 | |
| 6. | Total gain (loss) on disposals, Part 3, Column 19 | |
| 7. | Deduct amounts received on disposals, Part 3, Column 16 | |
| 8. | Deduct amortization of premium and depreciation | |
| 9. | Total foreign exchange change in book/adjusted carrying value: | |
| | 9.1 Totals, Part 1, Column 17 | |
| | 9.2 Totals, Part 3, Column 14 | |
| 10. | Deduct current year's other than temporary impairment recognized: | |
| | 10.1 Totals, Part 1, Column 15 | |
| | 10.2 Totals, Part 3, Column 11 | |
| 11. | Book/adjusted carrying value at end of current period (Lines 1+2+3+4+5+6-7-8+9-10) | |
| 12. | Deduct total nonadmitted amounts | |
| 13. | Statement value at end of current period (Line 11 minus Line 12) | |

NONE

SCHEDULE D - VERIFICATION BETWEEN YEARS

Bonds and Stocks

| | | | |
|-----|--|-----------|------------|
| 1. | Book/adjusted carrying value, December 31 of prior year | | 15,754,261 |
| 2. | Cost of bonds and stocks acquired, Part 3, Column 7 | | 18,126,815 |
| 3. | Accrual of discount | | 99,182 |
| 4. | Unrealized valuation increase (decrease): | | |
| | 4.1. Part 1, Column 12 | (510,678) | |
| | 4.2. Part 2, Section 1, Column 15 | | |
| | 4.3. Part 2, Section 2, Column 13 | (103,585) | |
| | 4.4. Part 4, Column 11 | 0 | (614,263) |
| 5. | Total gain (loss) on disposals, Part 4, Column 19 | | (229,563) |
| 6. | Deduction consideration for bonds and stocks disposed of, Part 4, Column 7 | | 4,515,299 |
| 7. | Deduct amortization of premium | | 80,896 |
| 8. | Total foreign exchange change in book/adjusted carrying value: | | |
| | 8.1. Part 1, Column 15 | 0 | |
| | 8.2. Part 2, Section 1, Column 19 | | |
| | 8.3. Part 2, Section 2, Column 16 | 0 | |
| | 8.4. Part 4, Column 15 | 0 | 0 |
| 9. | Deduct current year's other than temporary impairment recognized: | | |
| | 9.1. Part 1, Column 14 | 67,043 | |
| | 9.2. Part 2, Section 1, Column 17 | | |
| | 9.3. Part 2, Section 2, Column 14 | 0 | |
| | 9.4. Part 4, Column 13 | 184,644 | 251,687 |
| 10. | Total investment income recognized as a result of prepayment penalties and/or acceleration fees, Note 5Q, Line 2 | | 2,905 |
| 11. | Book/adjusted carrying value at end of current period (Lines 1+2+3+4+5-6-7+8-9+10) | | 28,291,455 |
| 12. | Deduct total nonadmitted amounts | | 0 |
| 13. | Statement value at end of current period (Line 11 minus Line 12) | | 28,291,455 |

ANNUAL STATEMENT FOR THE YEAR 2022 OF THE Coventry Health Care of Kansas, Inc.

SCHEDULE D - SUMMARY BY COUNTRY

Long-Term Bonds and Stocks OWNED December 31 of Current Year

| Description | | 1 Book/Adjusted Carrying Value | 2 Fair Value | 3 Actual Cost | 4 Par Value of Bonds |
|---|----------------------------|--------------------------------------|-----------------|------------------|-------------------------|
| BONDS | | | | | |
| Governments (Including all obligations guaranteed by governments) | 1. United States | 6,693,256 | 6,287,823 | 6,657,763 | 6,810,000 |
| | 2. Canada | 0 | 0 | 0 | 0 |
| | 3. Other Countries | 967,222 | 928,995 | 963,750 | 1,000,000 |
| | 4. Totals | 7,660,478 | 7,216,818 | 7,621,513 | 7,810,000 |
| U.S. States, Territories and Possessions (Direct and guaranteed) | 5. Totals | 0 | 0 | 0 | 0 |
| U.S. Political Subdivisions of States, Territories and Possessions (Direct and guaranteed) | 6. Totals | 0 | 0 | 0 | 0 |
| U.S. Special Revenue and Special Assessment Obligations and all Non- Guaranteed Obligations of Agencies and Authorities of Governments and their Political Subdivisions | 7. Totals | 2,061,866 | 2,016,692 | 2,132,719 | 1,964,718 |
| Industrial and Miscellaneous, SVO Identified Funds, Unaffiliated Bank Loans, Unaffiliated Certificates of Deposit and Hybrid Securities (unaffiliated) | 8. United States | 16,705,119 | 16,290,656 | 17,201,704 | 17,475,000 |
| | 9. Canada | 0 | 0 | 0 | 0 |
| | 10. Other Countries | 227,460 | 240,656 | 209,427 | 250,000 |
| | 11. Totals | 16,932,579 | 16,531,312 | 17,411,131 | 17,725,000 |
| Parent, Subsidiaries and Affiliates | 12. Totals | 0 | 0 | 0 | 0 |
| | 13. Total Bonds | 26,654,923 | 25,764,822 | 27,165,363 | 27,499,718 |
| PREFERRED STOCKS | | | | | |
| Industrial and Miscellaneous (unaffiliated) | 14. United States | 0 | 0 | 0 | |
| | 15. Canada | 0 | 0 | 0 | |
| | 16. Other Countries | 0 | 0 | 0 | |
| | 17. Totals | 0 | 0 | 0 | |
| Parent, Subsidiaries and Affiliates | 18. Totals | | | | |
| | 19. Total Preferred Stocks | 0 | 0 | 0 | |
| COMMON STOCKS | | | | | |
| Industrial and Miscellaneous (unaffiliated), Mutual Funds, Unit Investment Trusts, Closed-End Funds and Exchange Traded Funds | 20. United States | 1,636,532 | 1,636,532 | 1,740,117 | |
| | 21. Canada | 0 | 0 | 0 | |
| | 22. Other Countries | 0 | 0 | 0 | |
| | 23. Totals | 1,636,532 | 1,636,532 | 1,740,117 | |
| Parent, Subsidiaries and Affiliates | 24. Totals | 0 | 0 | 0 | |
| | 25. Total Common Stocks | 1,636,532 | 1,636,532 | 1,740,117 | |
| | 26. Total Stocks | 1,636,532 | 1,636,532 | 1,740,117 | |
| | 27. Total Bonds and Stocks | 28,291,455 | 27,401,354 | 28,905,480 | |

ANNUAL STATEMENT FOR THE YEAR 2022 OF THE Coventry Health Care of Kansas, Inc.

SCHEDULE D - PART 1A - SECTION 1

Quality and Maturity Distribution of All Bonds Owned December 31, at Book/Adjusted Carrying Values by Major Types of Issues and NAIC Designations

| NAIC Designation | 1 1 Year or Less | 2 Over 1 Year Through 5 Years | 3 Over 5 Years Through 10 Years | 4 Over 10 Years Through 20 Years | 5 Over 20 Years | 6 No Maturity Date | 7 Total Current Year | 8 Col. 7 as a % of Line 12.7 | 9 Total from Col. 7 Prior Year | 10 % From Col. 8 Prior Year | 11 Total Publicly Traded | 12 Total Privately Placed (a) |
|---|---------------------|-------------------------------------|---------------------------------------|--|--------------------|--------------------------|-------------------------|------------------------------------|--------------------------------------|-----------------------------------|--------------------------------|-------------------------------------|
| 1. U.S. Governments | | | | | | | | | | | | |
| 1.1 NAIC 1 | 1,811,006 | 4,882,250 | 0 | 0 | 0 | XXX | 6,693,256 | 12.3 | 6,652,678 | 18.6 | 6,693,256 | 0 |
| 1.2 NAIC 2 | 0 | 0 | 0 | 0 | 0 | XXX | 0 | 0.0 | 0 | 0.0 | 0 | 0 |
| 1.3 NAIC 3 | 0 | 0 | 0 | 0 | 0 | XXX | 0 | 0.0 | 0 | 0.0 | 0 | 0 |
| 1.4 NAIC 4 | 0 | 0 | 0 | 0 | 0 | XXX | 0 | 0.0 | 0 | 0.0 | 0 | 0 |
| 1.5 NAIC 5 | 0 | 0 | 0 | 0 | 0 | XXX | 0 | 0.0 | 0 | 0.0 | 0 | 0 |
| 1.6 NAIC 6 | 0 | 0 | 0 | 0 | 0 | XXX | 0 | 0.0 | 0 | 0.0 | 0 | 0 |
| 1.7 Totals | 1,811,006 | 4,882,250 | 0 | 0 | 0 | XXX | 6,693,256 | 12.3 | 6,652,678 | 18.6 | 6,693,256 | 0 |
| 2. All Other Governments | | | | | | | | | | | | |
| 2.1 NAIC 1 | 0 | 0 | 967,222 | 0 | 0 | XXX | 967,222 | 1.8 | 0 | 0.0 | 967,222 | 0 |
| 2.2 NAIC 2 | 0 | 0 | 0 | 0 | 0 | XXX | 0 | 0.0 | 0 | 0.0 | 0 | 0 |
| 2.3 NAIC 3 | 0 | 0 | 0 | 0 | 0 | XXX | 0 | 0.0 | 0 | 0.0 | 0 | 0 |
| 2.4 NAIC 4 | 0 | 0 | 0 | 0 | 0 | XXX | 0 | 0.0 | 0 | 0.0 | 0 | 0 |
| 2.5 NAIC 5 | 0 | 0 | 0 | 0 | 0 | XXX | 0 | 0.0 | 0 | 0.0 | 0 | 0 |
| 2.6 NAIC 6 | 0 | 0 | 0 | 0 | 0 | XXX | 0 | 0.0 | 0 | 0.0 | 0 | 0 |
| 2.7 Totals | 0 | 0 | 967,222 | 0 | 0 | XXX | 967,222 | 1.8 | 0 | 0.0 | 967,222 | 0 |
| 3. U.S. States, Territories and Possessions etc., Guaranteed | | | | | | | | | | | | |
| 3.1 NAIC 1 | 0 | 0 | 0 | 0 | 0 | XXX | 0 | 0.0 | 0 | 0.0 | 0 | 0 |
| 3.2 NAIC 2 | 0 | 0 | 0 | 0 | 0 | XXX | 0 | 0.0 | 0 | 0.0 | 0 | 0 |
| 3.3 NAIC 3 | 0 | 0 | 0 | 0 | 0 | XXX | 0 | 0.0 | 0 | 0.0 | 0 | 0 |
| 3.4 NAIC 4 | 0 | 0 | 0 | 0 | 0 | XXX | 0 | 0.0 | 0 | 0.0 | 0 | 0 |
| 3.5 NAIC 5 | 0 | 0 | 0 | 0 | 0 | XXX | 0 | 0.0 | 0 | 0.0 | 0 | 0 |
| 3.6 NAIC 6 | 0 | 0 | 0 | 0 | 0 | XXX | 0 | 0.0 | 0 | 0.0 | 0 | 0 |
| 3.7 Totals | 0 | 0 | 0 | 0 | 0 | XXX | 0 | 0.0 | 0 | 0.0 | 0 | 0 |
| 4. U.S. Political Subdivisions of States, Territories and Possessions, Guaranteed | | | | | | | | | | | | |
| 4.1 NAIC 1 | 0 | 0 | 0 | 0 | 0 | XXX | 0 | 0.0 | 0 | 0.0 | 0 | 0 |
| 4.2 NAIC 2 | 0 | 0 | 0 | 0 | 0 | XXX | 0 | 0.0 | 0 | 0.0 | 0 | 0 |
| 4.3 NAIC 3 | 0 | 0 | 0 | 0 | 0 | XXX | 0 | 0.0 | 0 | 0.0 | 0 | 0 |
| 4.4 NAIC 4 | 0 | 0 | 0 | 0 | 0 | XXX | 0 | 0.0 | 0 | 0.0 | 0 | 0 |
| 4.5 NAIC 5 | 0 | 0 | 0 | 0 | 0 | XXX | 0 | 0.0 | 0 | 0.0 | 0 | 0 |
| 4.6 NAIC 6 | 0 | 0 | 0 | 0 | 0 | XXX | 0 | 0.0 | 0 | 0.0 | 0 | 0 |
| 4.7 Totals | 0 | 0 | 0 | 0 | 0 | XXX | 0 | 0.0 | 0 | 0.0 | 0 | 0 |
| 5. U.S. Special Revenue & Special Assessment Obligations, etc., Non-Guaranteed | | | | | | | | | | | | |
| 5.1 NAIC 1 | 10,315 | 1,010,969 | 1,040,582 | 0 | 0 | XXX | 2,061,866 | 3.8 | 2,184,592 | 6.1 | 2,061,866 | 0 |
| 5.2 NAIC 2 | 0 | 0 | 0 | 0 | 0 | XXX | 0 | 0.0 | 0 | 0.0 | 0 | 0 |
| 5.3 NAIC 3 | 0 | 0 | 0 | 0 | 0 | XXX | 0 | 0.0 | 0 | 0.0 | 0 | 0 |
| 5.4 NAIC 4 | 0 | 0 | 0 | 0 | 0 | XXX | 0 | 0.0 | 0 | 0.0 | 0 | 0 |
| 5.5 NAIC 5 | 0 | 0 | 0 | 0 | 0 | XXX | 0 | 0.0 | 0 | 0.0 | 0 | 0 |
| 5.6 NAIC 6 | 0 | 0 | 0 | 0 | 0 | XXX | 0 | 0.0 | 0 | 0.0 | 0 | 0 |
| 5.7 Totals | 10,315 | 1,010,969 | 1,040,582 | 0 | 0 | XXX | 2,061,866 | 3.8 | 2,184,592 | 6.1 | 2,061,866 | 0 |

ANNUAL STATEMENT FOR THE YEAR 2022 OF THE Coventry Health Care of Kansas, Inc.

SCHEDULE D - PART 1A - SECTION 1 (Continued)

Quality and Maturity Distribution of All Bonds Owned December 31, at Book/Adjusted Carrying Values by Major Types of Issues and NAIC Designations

| NAIC Designation | 1 1 Year or Less | 2 Over 1 Year Through 5 Years | 3 Over 5 Years Through 10 Years | 4 Over 10 Years Through 20 Years | 5 Over 20 Years | 6 No Maturity Date | 7 Total Current Year | 8 Col. 7 as a % of Line 12.7 | 9 Total from Col. 7 Prior Year | 10 % From Col. 8 Prior Year | 11 Total Publicly Traded | 12 Total Privately Placed (a) |
|---|---------------------|-------------------------------------|---------------------------------------|--|--------------------|--------------------------|-------------------------|------------------------------------|--------------------------------------|-----------------------------------|--------------------------------|-------------------------------------|
| 6. Industrial & Miscellaneous (Unaffiliated) | | | | | | | | | | | | |
| 6.1 NAIC 1 | 27,855,563 | 2,468,725 | 3,099,818 | 0 | 0 | XXX | 33,424,106 | 61.3 | 22,348,688 | 62.3 | 13,588,241 | 19,835,865 |
| 6.2 NAIC 2 | 0 | 1,139,131 | 2,706,765 | 0 | 0 | XXX | 3,845,896 | 7.1 | 1,030,345 | 2.9 | 3,845,896 | 0 |
| 6.3 NAIC 3 | 973,505 | 2,576,352 | 3,154,629 | 0 | 0 | XXX | 6,704,486 | 12.3 | 3,149,545 | 8.8 | 1,847,062 | 4,857,424 |
| 6.4 NAIC 4 | 0 | 377,642 | 436,012 | 0 | 0 | XXX | 813,654 | 1.5 | 485,170 | 1.4 | 0 | 813,654 |
| 6.5 NAIC 5 | 0 | 0 | 0 | 0 | 0 | XXX | 0 | 0.0 | 0 | 0.0 | 0 | 0 |
| 6.6 NAIC 6 | 0 | 0 | 0 | 0 | 0 | XXX | 0 | 0.0 | 0 | 0.0 | 0 | 0 |
| 6.7 Totals | 28,829,068 | 6,561,850 | 9,397,224 | 0 | 0 | XXX | 44,788,142 | 82.2 | 27,013,748 | 75.4 | 19,281,199 | 25,506,943 |
| 7. Hybrid Securities | | | | | | | | | | | | |
| 7.1 NAIC 1 | 0 | 0 | 0 | 0 | 0 | XXX | 0 | 0.0 | 0 | 0.0 | 0 | 0 |
| 7.2 NAIC 2 | 0 | 0 | 0 | 0 | 0 | XXX | 0 | 0.0 | 0 | 0.0 | 0 | 0 |
| 7.3 NAIC 3 | 0 | 0 | 0 | 0 | 0 | XXX | 0 | 0.0 | 0 | 0.0 | 0 | 0 |
| 7.4 NAIC 4 | 0 | 0 | 0 | 0 | 0 | XXX | 0 | 0.0 | 0 | 0.0 | 0 | 0 |
| 7.5 NAIC 5 | 0 | 0 | 0 | 0 | 0 | XXX | 0 | 0.0 | 0 | 0.0 | 0 | 0 |
| 7.6 NAIC 6 | 0 | 0 | 0 | 0 | 0 | XXX | 0 | 0.0 | 0 | 0.0 | 0 | 0 |
| 7.7 Totals | 0 | 0 | 0 | 0 | 0 | XXX | 0 | 0.0 | 0 | 0.0 | 0 | 0 |
| 8. Parent, Subsidiaries and Affiliates | | | | | | | | | | | | |
| 8.1 NAIC 1 | 0 | 0 | 0 | 0 | 0 | XXX | 0 | 0.0 | 0 | 0.0 | 0 | 0 |
| 8.2 NAIC 2 | 0 | 0 | 0 | 0 | 0 | XXX | 0 | 0.0 | 0 | 0.0 | 0 | 0 |
| 8.3 NAIC 3 | 0 | 0 | 0 | 0 | 0 | XXX | 0 | 0.0 | 0 | 0.0 | 0 | 0 |
| 8.4 NAIC 4 | 0 | 0 | 0 | 0 | 0 | XXX | 0 | 0.0 | 0 | 0.0 | 0 | 0 |
| 8.5 NAIC 5 | 0 | 0 | 0 | 0 | 0 | XXX | 0 | 0.0 | 0 | 0.0 | 0 | 0 |
| 8.6 NAIC 6 | 0 | 0 | 0 | 0 | 0 | XXX | 0 | 0.0 | 0 | 0.0 | 0 | 0 |
| 8.7 Totals | 0 | 0 | 0 | 0 | 0 | XXX | 0 | 0.0 | 0 | 0.0 | 0 | 0 |
| 9. SVO Identified Funds | | | | | | | | | | | | |
| 9.1 NAIC 1 | XXX | XXX | XXX | XXX | XXX | 0 | 0 | 0.0 | 0 | 0.0 | 0 | 0 |
| 9.2 NAIC 2 | XXX | XXX | XXX | XXX | XXX | 0 | 0 | 0.0 | 0 | 0.0 | 0 | 0 |
| 9.3 NAIC 3 | XXX | XXX | XXX | XXX | XXX | 0 | 0 | 0.0 | 0 | 0.0 | 0 | 0 |
| 9.4 NAIC 4 | XXX | XXX | XXX | XXX | XXX | 0 | 0 | 0.0 | 0 | 0.0 | 0 | 0 |
| 9.5 NAIC 5 | XXX | XXX | XXX | XXX | XXX | 0 | 0 | 0.0 | 0 | 0.0 | 0 | 0 |
| 9.6 NAIC 6 | XXX | XXX | XXX | XXX | XXX | 0 | 0 | 0.0 | 0 | 0.0 | 0 | 0 |
| 9.7 Totals | XXX | XXX | XXX | XXX | XXX | 0 | 0 | 0.0 | 0 | 0.0 | 0 | 0 |
| 10. Unaffiliated Bank Loans | | | | | | | | | | | | |
| 10.1 NAIC 1 | 0 | 0 | 0 | 0 | 0 | XXX | 0 | 0.0 | 0 | 0.0 | 0 | 0 |
| 10.2 NAIC 2 | 0 | 0 | 0 | 0 | 0 | XXX | 0 | 0.0 | 0 | 0.0 | 0 | 0 |
| 10.3 NAIC 3 | 0 | 0 | 0 | 0 | 0 | XXX | 0 | 0.0 | 0 | 0.0 | 0 | 0 |
| 10.4 NAIC 4 | 0 | 0 | 0 | 0 | 0 | XXX | 0 | 0.0 | 0 | 0.0 | 0 | 0 |
| 10.5 NAIC 5 | 0 | 0 | 0 | 0 | 0 | XXX | 0 | 0.0 | 0 | 0.0 | 0 | 0 |
| 10.6 NAIC 6 | 0 | 0 | 0 | 0 | 0 | XXX | 0 | 0.0 | 0 | 0.0 | 0 | 0 |
| 10.7 Totals | 0 | 0 | 0 | 0 | 0 | XXX | 0 | 0.0 | 0 | 0.0 | 0 | 0 |
| 11. Unaffiliated Certificates of Deposit | | | | | | | | | | | | |
| 11.1 NAIC 1 | 0 | 0 | 0 | 0 | 0 | XXX | 0 | 0.0 | XXX | XXX | 0 | 0 |
| 11.2 NAIC 2 | 0 | 0 | 0 | 0 | 0 | XXX | 0 | 0.0 | XXX | XXX | 0 | 0 |
| 11.3 NAIC 3 | 0 | 0 | 0 | 0 | 0 | XXX | 0 | 0.0 | XXX | XXX | 0 | 0 |
| 11.4 NAIC 4 | 0 | 0 | 0 | 0 | 0 | XXX | 0 | 0.0 | XXX | XXX | 0 | 0 |
| 11.5 NAIC 5 | 0 | 0 | 0 | 0 | 0 | XXX | 0 | 0.0 | XXX | XXX | 0 | 0 |
| 11.6 NAIC 6 | 0 | 0 | 0 | 0 | 0 | XXX | 0 | 0.0 | XXX | XXX | 0 | 0 |
| 11.7 Totals | 0 | 0 | 0 | 0 | 0 | XXX | 0 | 0.0 | XXX | XXX | 0 | 0 |

9015

ANNUAL STATEMENT FOR THE YEAR 2022 OF THE Coventry Health Care of Kansas, Inc.

SCHEDULE D - PART 1A - SECTION 1 (Continued)

Quality and Maturity Distribution of All Bonds Owned December 31, at Book/Adjusted Carrying Values by Major Types of Issues and NAIC Designations

| NAIC Designation | 1 1 Year or Less | 2 Over 1 Year Through 5 Years | 3 Over 5 Years Through 10 Years | 4 Over 10 Years Through 20 Years | 5 Over 20 Years | 6 No Maturity Date | 7 Total Current Year | 8 Col. 7 as a % of Line 12.7 | 9 Total from Col. 7 Prior Year | 10 % From Col. 8 Prior Year | 11 Total Publicly Traded | 12 Total Privately Placed (a) |
|--|---------------------|-------------------------------------|---------------------------------------|--|--------------------|--------------------------|-------------------------|------------------------------------|--------------------------------------|-----------------------------------|--------------------------------|-------------------------------------|
| 12. Total Bonds Current Year | | | | | | | | | | | | |
| 12.1 NAIC 1 | (d) 29,676,884 | 8,361,944 | 5,107,622 | 0 | 0 | 0 | 43,146,450 | 79.2 | XXX | XXX | 23,310,585 | 19,835,865 |
| 12.2 NAIC 2 | (d) 0 | 1,139,131 | 2,706,765 | 0 | 0 | 0 | 3,845,896 | 7.1 | XXX | XXX | 3,845,896 | 0 |
| 12.3 NAIC 3 | (d) 973,505 | 2,576,352 | 3,154,629 | 0 | 0 | 0 | 6,704,486 | 12.3 | XXX | XXX | 1,847,062 | 4,857,424 |
| 12.4 NAIC 4 | (d) 0 | 377,642 | 436,012 | 0 | 0 | 0 | 813,654 | 1.5 | XXX | XXX | 0 | 813,654 |
| 12.5 NAIC 5 | (d) 0 | 0 | 0 | 0 | 0 | (c) 0 | 0 | 0.0 | XXX | XXX | 0 | 0 |
| 12.6 NAIC 6 | (d) 0 | 0 | 0 | 0 | 0 | (c) 0 | 0 | 0.0 | XXX | XXX | 0 | 0 |
| 12.7 Totals | 30,650,389 | 12,455,069 | 11,405,028 | 0 | 0 | 0 | (b) 54,510,486 | 100.0 | XXX | XXX | 29,003,543 | 25,506,943 |
| 12.8 Line 12.7 as a % of Col. 7 | 56.2 | 22.8 | 20.9 | 0.0 | 0.0 | 0.0 | 100.0 | XXX | XXX | XXX | 53.2 | 46.8 |
| 13. Total Bonds Prior Year | | | | | | | | | | | | |
| 13.1 NAIC 1 | 20,214,238 | 7,086,304 | 3,885,416 | 0 | 0 | 0 | XXX | XXX | 31,185,958 | 87.0 | 9,426,201 | 21,759,757 |
| 13.2 NAIC 2 | 0 | 529,442 | 500,903 | 0 | 0 | 0 | XXX | XXX | 1,030,345 | 2.9 | 529,442 | 500,903 |
| 13.3 NAIC 3 | 0 | 2,198,514 | 951,031 | 0 | 0 | 0 | XXX | XXX | 3,149,545 | 8.8 | 531,957 | 2,617,588 |
| 13.4 NAIC 4 | 0 | 0 | 485,170 | 0 | 0 | 0 | XXX | XXX | 485,170 | 1.4 | 485,170 | 0 |
| 13.5 NAIC 5 | 0 | 0 | 0 | 0 | 0 | 0 | XXX | XXX | 0 | 0.0 | 0 | 0 |
| 13.6 NAIC 6 | 0 | 0 | 0 | 0 | 0 | 0 | XXX | XXX | (c) 0 | 0.0 | 0 | 0 |
| 13.7 Totals | 20,214,238 | 9,814,260 | 5,822,520 | 0 | 0 | 0 | XXX | XXX | (b) 35,851,018 | 100.0 | 10,972,770 | 24,878,248 |
| 13.8 Line 13.7 as a % of Col. 9 | 56.4 | 27.4 | 16.2 | 0.0 | 0.0 | 0.0 | XXX | XXX | 100.0 | XXX | 30.6 | 69.4 |
| 14. Total Publicly Traded Bonds | | | | | | | | | | | | |
| 14.1 NAIC 1 | 12,582,830 | 7,864,331 | 2,863,424 | 0 | 0 | 0 | 23,310,585 | 42.8 | 9,426,201 | 26.3 | 23,310,585 | XXX |
| 14.2 NAIC 2 | 0 | 1,139,131 | 2,706,765 | 0 | 0 | 0 | 3,845,896 | 7.1 | 529,442 | 1.5 | 3,845,896 | XXX |
| 14.3 NAIC 3 | 0 | 934,917 | 912,145 | 0 | 0 | 0 | 1,847,062 | 3.4 | 531,957 | 1.5 | 1,847,062 | XXX |
| 14.4 NAIC 4 | 0 | 0 | 0 | 0 | 0 | 0 | 0 | 0.0 | 485,170 | 1.4 | 0 | XXX |
| 14.5 NAIC 5 | 0 | 0 | 0 | 0 | 0 | 0 | 0 | 0.0 | 0 | 0.0 | 0 | XXX |
| 14.6 NAIC 6 | 0 | 0 | 0 | 0 | 0 | 0 | 0 | 0.0 | 0 | 0.0 | 0 | XXX |
| 14.7 Totals | 12,582,830 | 9,938,379 | 6,482,334 | 0 | 0 | 0 | 29,003,543 | 53.2 | 10,972,770 | 30.6 | 29,003,543 | XXX |
| 14.8 Line 14.7 as a % of Col. 7 | 43.4 | 34.3 | 22.4 | 0.0 | 0.0 | 0.0 | 100.0 | XXX | XXX | XXX | 100.0 | XXX |
| 14.9 Line 14.7 as a % of Line 12.7, Col. 7, Section 12 | 23.1 | 18.2 | 11.9 | 0.0 | 0.0 | 0.0 | 53.2 | XXX | XXX | XXX | 53.2 | XXX |
| 15. Total Privately Placed Bonds | | | | | | | | | | | | |
| 15.1 NAIC 1 | 17,094,054 | 497,613 | 2,244,198 | 0 | 0 | 0 | 19,835,865 | 36.4 | 21,759,757 | 60.7 | XXX | 19,835,865 |
| 15.2 NAIC 2 | 0 | 0 | 0 | 0 | 0 | 0 | 0 | 0.0 | 500,903 | 1.4 | XXX | 0 |
| 15.3 NAIC 3 | 973,505 | 1,641,435 | 2,242,484 | 0 | 0 | 0 | 4,857,424 | 8.9 | 2,617,588 | 7.3 | XXX | 4,857,424 |
| 15.4 NAIC 4 | 0 | 377,642 | 436,012 | 0 | 0 | 0 | 813,654 | 1.5 | 0 | 0.0 | XXX | 813,654 |
| 15.5 NAIC 5 | 0 | 0 | 0 | 0 | 0 | 0 | 0 | 0.0 | 0 | 0.0 | XXX | 0 |
| 15.6 NAIC 6 | 0 | 0 | 0 | 0 | 0 | 0 | 0 | 0.0 | 0 | 0.0 | XXX | 0 |
| 15.7 Totals | 18,067,559 | 2,516,690 | 4,922,694 | 0 | 0 | 0 | 25,506,943 | 46.8 | 24,878,248 | 69.4 | XXX | 25,506,943 |
| 15.8 Line 15.7 as a % of Col. 7 | 70.8 | 9.9 | 19.3 | 0.0 | 0.0 | 0.0 | 100.0 | XXX | XXX | XXX | XXX | 100.0 |
| 15.9 Line 15.7 as a % of Line 12.7, Col. 7, Section 12 | 33.1 | 4.6 | 9.0 | 0.0 | 0.0 | 0.0 | 46.8 | XXX | XXX | XXX | XXX | 46.8 |

(a) Includes \$ 25,506,943 freely tradable under SEC Rule 144 or qualified for resale under SEC Rule 144A.

(b) Includes \$ current year of bonds with Z designations and \$ prior year of bonds with Z designations. The letter "Z" means the NAIC designation was not assigned by the Securities Valuation Office (SVO) at the date of the statement.

(c) Includes \$ current year, \$ prior year of bonds with 5GI designations and \$ current year, \$ prior year of bonds with 6* designations. "5GI" means the NAIC designation was assigned by the (SVO) in reliance on the insurer's certification that the issuer is current in all principal and interest payments. "6*" means the NAIC designation was assigned by the SVO due to inadequate certification of principal and interest payments.

(d) Includes the following amount of short-term and cash equivalent bonds by NAIC designation: NAIC 1 \$ 27,855,563 ; NAIC 2 \$; NAIC 3 \$; NAIC 4 \$; NAIC 5 \$; NAIC 6 \$

ANNUAL STATEMENT FOR THE YEAR 2022 OF THE Coventry Health Care of Kansas, Inc.

SCHEDULE D - PART 1A - SECTION 2

Maturity Distribution of All Bonds Owned December 31, at Book/Adjusted Carrying Values by Major Type and Subtype of Issues

| Distribution by Type | 1 1 Year or Less | 2 Over 1 Year Through 5 Years | 3 Over 5 Years Through 10 Years | 4 Over 10 Years Through 20 Years | 5 Over 20 Years | 6 No Maturity Date | 7 Total Current Year | 8 Col. 7 as a % of Line 12.09 | 9 Total from Col. 7 Prior Year | 10 % From Col. 8 Prior Year | 11 Total Publicly Traded | 12 Total Privately Placed |
|--|---------------------|-------------------------------------|---------------------------------------|--|--------------------|--------------------------|-------------------------|-------------------------------------|--------------------------------------|-----------------------------------|--------------------------------|---------------------------------|
| 1. U.S. Governments | | | | | | | | | | | | |
| 1.01 Issuer Obligations | 1,811,006 | 4,882,250 | 0 | 0 | 0 | XXX | 6,693,256 | 12.3 | 6,652,678 | 18.6 | 6,693,256 | 0 |
| 1.02 Residential Mortgage-Backed Securities | 0 | 0 | 0 | 0 | 0 | XXX | 0 | 0.0 | 0 | 0.0 | 0 | 0 |
| 1.03 Commercial Mortgage-Backed Securities | 0 | 0 | 0 | 0 | 0 | XXX | 0 | 0.0 | 0 | 0.0 | 0 | 0 |
| 1.04 Other Loan-Backed and Structured Securities | 0 | 0 | 0 | 0 | 0 | XXX | 0 | 0.0 | 0 | 0.0 | 0 | 0 |
| 1.05 Totals | 1,811,006 | 4,882,250 | 0 | 0 | 0 | XXX | 6,693,256 | 12.3 | 6,652,678 | 18.6 | 6,693,256 | 0 |
| 2. All Other Governments | | | | | | | | | | | | |
| 2.01 Issuer Obligations | 0 | 0 | 967,222 | 0 | 0 | XXX | 967,222 | 1.8 | 0 | 0.0 | 967,222 | 0 |
| 2.02 Residential Mortgage-Backed Securities | 0 | 0 | 0 | 0 | 0 | XXX | 0 | 0.0 | 0 | 0.0 | 0 | 0 |
| 2.03 Commercial Mortgage-Backed Securities | 0 | 0 | 0 | 0 | 0 | XXX | 0 | 0.0 | 0 | 0.0 | 0 | 0 |
| 2.04 Other Loan-Backed and Structured Securities | 0 | 0 | 0 | 0 | 0 | XXX | 0 | 0.0 | 0 | 0.0 | 0 | 0 |
| 2.05 Totals | 0 | 0 | 967,222 | 0 | 0 | XXX | 967,222 | 1.8 | 0 | 0.0 | 967,222 | 0 |
| 3. U.S. States, Territories and Possessions, Guaranteed | | | | | | | | | | | | |
| 3.01 Issuer Obligations | 0 | 0 | 0 | 0 | 0 | XXX | 0 | 0.0 | 0 | 0.0 | 0 | 0 |
| 3.02 Residential Mortgage-Backed Securities | 0 | 0 | 0 | 0 | 0 | XXX | 0 | 0.0 | 0 | 0.0 | 0 | 0 |
| 3.03 Commercial Mortgage-Backed Securities | 0 | 0 | 0 | 0 | 0 | XXX | 0 | 0.0 | 0 | 0.0 | 0 | 0 |
| 3.04 Other Loan-Backed and Structured Securities | 0 | 0 | 0 | 0 | 0 | XXX | 0 | 0.0 | 0 | 0.0 | 0 | 0 |
| 3.05 Totals | 0 | 0 | 0 | 0 | 0 | XXX | 0 | 0.0 | 0 | 0.0 | 0 | 0 |
| 4. U.S. Political Subdivisions of States, Territories and Possessions, Guaranteed | | | | | | | | | | | | |
| 4.01 Issuer Obligations | 0 | 0 | 0 | 0 | 0 | XXX | 0 | 0.0 | 0 | 0.0 | 0 | 0 |
| 4.02 Residential Mortgage-Backed Securities | 0 | 0 | 0 | 0 | 0 | XXX | 0 | 0.0 | 0 | 0.0 | 0 | 0 |
| 4.03 Commercial Mortgage-Backed Securities | 0 | 0 | 0 | 0 | 0 | XXX | 0 | 0.0 | 0 | 0.0 | 0 | 0 |
| 4.04 Other Loan-Backed and Structured Securities | 0 | 0 | 0 | 0 | 0 | XXX | 0 | 0.0 | 0 | 0.0 | 0 | 0 |
| 4.05 Totals | 0 | 0 | 0 | 0 | 0 | XXX | 0 | 0.0 | 0 | 0.0 | 0 | 0 |
| 5. U.S. Special Revenue & Special Assessment Obligations etc., Non-Guaranteed | | | | | | | | | | | | |
| 5.01 Issuer Obligations | 0 | 996,411 | 1,040,582 | 0 | 0 | XXX | 2,036,993 | 3.7 | 2,133,632 | 6.0 | 2,036,993 | 0 |
| 5.02 Residential Mortgage-Backed Securities | 10,315 | 14,558 | 0 | 0 | 0 | XXX | 24,873 | 0.0 | 50,960 | 0.1 | 24,873 | 0 |
| 5.03 Commercial Mortgage-Backed Securities | 0 | 0 | 0 | 0 | 0 | XXX | 0 | 0.0 | 0 | 0.0 | 0 | 0 |
| 5.04 Other Loan-Backed and Structured Securities | 0 | 0 | 0 | 0 | 0 | XXX | 0 | 0.0 | 0 | 0.0 | 0 | 0 |
| 5.05 Totals | 10,315 | 1,010,969 | 1,040,582 | 0 | 0 | XXX | 2,061,866 | 3.8 | 2,184,592 | 6.1 | 2,061,866 | 0 |
| 6. Industrial and Miscellaneous | | | | | | | | | | | | |
| 6.01 Issuer Obligations | 28,829,068 | 6,064,237 | 7,153,026 | 0 | 0 | XXX | 42,046,331 | 77.1 | 24,260,913 | 67.7 | 19,281,199 | 22,765,132 |
| 6.02 Residential Mortgage-Backed Securities | 0 | 0 | 0 | 0 | 0 | XXX | 0 | 0.0 | 0 | 0.0 | 0 | 0 |
| 6.03 Commercial Mortgage-Backed Securities | 0 | 0 | 0 | 0 | 0 | XXX | 0 | 0.0 | 0 | 0.0 | 0 | 0 |
| 6.04 Other Loan-Backed and Structured Securities | 0 | 497,613 | 2,244,198 | 0 | 0 | XXX | 2,741,811 | 5.0 | 2,752,835 | 7.7 | 0 | 2,741,811 |
| 6.05 Totals | 28,829,068 | 6,561,850 | 9,397,224 | 0 | 0 | XXX | 44,788,142 | 82.2 | 27,013,748 | 75.4 | 19,281,199 | 25,506,943 |
| 7. Hybrid Securities | | | | | | | | | | | | |
| 7.01 Issuer Obligations | 0 | 0 | 0 | 0 | 0 | XXX | 0 | 0.0 | 0 | 0.0 | 0 | 0 |
| 7.02 Residential Mortgage-Backed Securities | 0 | 0 | 0 | 0 | 0 | XXX | 0 | 0.0 | 0 | 0.0 | 0 | 0 |
| 7.03 Commercial Mortgage-Backed Securities | 0 | 0 | 0 | 0 | 0 | XXX | 0 | 0.0 | 0 | 0.0 | 0 | 0 |
| 7.04 Other Loan-Backed and Structured Securities | 0 | 0 | 0 | 0 | 0 | XXX | 0 | 0.0 | 0 | 0.0 | 0 | 0 |
| 7.05 Totals | 0 | 0 | 0 | 0 | 0 | XXX | 0 | 0.0 | 0 | 0.0 | 0 | 0 |
| 8. Parent, Subsidiaries and Affiliates | | | | | | | | | | | | |
| 8.01 Issuer Obligations | 0 | 0 | 0 | 0 | 0 | XXX | 0 | 0.0 | 0 | 0.0 | 0 | 0 |
| 8.02 Residential Mortgage-Backed Securities | 0 | 0 | 0 | 0 | 0 | XXX | 0 | 0.0 | 0 | 0.0 | 0 | 0 |
| 8.03 Commercial Mortgage-Backed Securities | 0 | 0 | 0 | 0 | 0 | XXX | 0 | 0.0 | 0 | 0.0 | 0 | 0 |
| 8.04 Other Loan-Backed and Structured Securities | 0 | 0 | 0 | 0 | 0 | XXX | 0 | 0.0 | 0 | 0.0 | 0 | 0 |
| 8.05 Affiliated Bank Loans - Issued | 0 | 0 | 0 | 0 | 0 | XXX | 0 | 0.0 | 0 | 0.0 | 0 | 0 |
| 8.06 Affiliated Bank Loans - Acquired | 0 | 0 | 0 | 0 | 0 | XXX | 0 | 0.0 | 0 | 0.0 | 0 | 0 |
| 8.07 Totals | 0 | 0 | 0 | 0 | 0 | XXX | 0 | 0.0 | 0 | 0.0 | 0 | 0 |

8018

ANNUAL STATEMENT FOR THE YEAR 2022 OF THE Coventry Health Care of Kansas, Inc.

SCHEDULE D - PART 1A - SECTION 2 (Continued)

Maturity Distribution of All Bonds Owned December 31, at Book/Adjusted Carrying Values by Major Type and Subtype of Issues

| Distribution by Type | 1 1 Year or Less | 2 Over 1 Year Through 5 Years | 3 Over 5 Years Through 10 Years | 4 Over 10 Years Through 20 Years | 5 Over 20 Years | 6 No Maturity Date | 7 Total Current Year | 8 Col. 7 as a % of Line 12.09 | 9 Total from Col. 7 Prior Year | 10 % From Col. 8 Prior Year | 11 Total Publicly Traded | 12 Total Privately Placed |
|---|---------------------|-------------------------------------|---------------------------------------|--|--------------------|--------------------------|-------------------------|-------------------------------------|--------------------------------------|-----------------------------------|--------------------------------|---------------------------------|
| 9. SVO Identified Funds | | | | | | | | | | | | |
| 9.01 Exchange Traded Funds Identified by the SVO | XXX | XXX | XXX | XXX | XXX | 0 | 0 | 0.0 | | 0.0 | 0 | 0 |
| 10. Unaffiliated Bank Loans | | | | | | | | | | | | |
| 10.01 Unaffiliated Bank Loans - Issued | 0 | 0 | 0 | 0 | 0 | XXX | 0 | 0.0 | | 0.0 | 0 | 0 |
| 10.02 Unaffiliated Bank Loans - Acquired | 0 | 0 | 0 | 0 | 0 | XXX | 0 | 0.0 | | 0.0 | 0 | 0 |
| 10.03 Totals | 0 | 0 | 0 | 0 | 0 | XXX | 0 | 0.0 | 0 | 0.0 | 0 | 0 |
| 11. Unaffiliated Certificates of Deposit | | | | | | | | | | | | |
| 11.01 Totals | 0 | 0 | 0 | 0 | 0 | XXX | 0 | 0.0 | XXX | XXX | 0 | 0 |
| 12. Total Bonds Current Year | | | | | | | | | | | | |
| 12.01 Issuer Obligations | 30,640,074 | 11,942,898 | 9,160,830 | 0 | 0 | XXX | 51,743,802 | 94.9 | XXX | XXX | 28,978,670 | 22,765,132 |
| 12.02 Residential Mortgage-Backed Securities | 10,315 | 14,558 | 0 | 0 | 0 | XXX | 24,873 | 0.0 | XXX | XXX | 24,873 | 0 |
| 12.03 Commercial Mortgage-Backed Securities | 0 | 0 | 0 | 0 | 0 | XXX | 0 | 0.0 | XXX | XXX | 0 | 0 |
| 12.04 Other Loan-Backed and Structured Securities | 0 | 497,613 | 2,244,198 | 0 | 0 | XXX | 2,741,811 | 5.0 | XXX | XXX | 0 | 2,741,811 |
| 12.05 SVO Identified Funds | XXX | XXX | XXX | XXX | XXX | 0 | 0 | 0.0 | XXX | XXX | 0 | 0 |
| 12.06 Affiliated Bank Loans | 0 | 0 | 0 | 0 | 0 | XXX | 0 | 0.0 | XXX | XXX | 0 | 0 |
| 12.07 Unaffiliated Bank Loans | 0 | 0 | 0 | 0 | 0 | XXX | 0 | 0.0 | XXX | XXX | 0 | 0 |
| 12.08 Unaffiliated Certificates of Deposit | 0 | 0 | 0 | 0 | 0 | XXX | 0 | 0.0 | XXX | XXX | 0 | 0 |
| 12.09 Totals | 30,650,389 | 12,455,069 | 11,405,028 | 0 | 0 | 0 | 54,510,486 | 100.0 | XXX | XXX | 29,003,543 | 25,506,943 |
| 12.10 Line 12.09 as a % of Col. 7 | 56.2 | 22.8 | 20.9 | 0.0 | 0.0 | 0.0 | 100.0 | XXX | XXX | XXX | 53.2 | 46.8 |
| 13. Total Bonds Prior Year | | | | | | | | | | | | |
| 13.01 Issuer Obligations | 20,096,757 | 9,380,634 | 3,569,832 | 0 | 0 | XXX | XXX | XXX | 33,047,223 | 92.2 | 10,921,810 | 22,125,413 |
| 13.02 Residential Mortgage-Backed Securities | 14,430 | 36,530 | 0 | 0 | 0 | XXX | XXX | XXX | 50,960 | 0.1 | 50,960 | 0 |
| 13.03 Commercial Mortgage-Backed Securities | 0 | 0 | 0 | 0 | 0 | XXX | 0 | 0.0 | 0 | 0.0 | 0 | 0 |
| 13.04 Other Loan-Backed and Structured Securities | 103,051 | 397,096 | 2,252,688 | 0 | 0 | XXX | XXX | XXX | 2,752,835 | 7.7 | 0 | 2,752,835 |
| 13.05 SVO Identified Funds | XXX | XXX | XXX | XXX | XXX | 0 | 0 | 0.0 | 0 | 0.0 | 0 | 0 |
| 13.06 Affiliated Bank Loans | 0 | 0 | 0 | 0 | 0 | XXX | 0 | 0.0 | 0 | 0.0 | 0 | 0 |
| 13.07 Unaffiliated Bank Loans | 0 | 0 | 0 | 0 | 0 | XXX | 0 | 0.0 | 0 | 0.0 | 0 | 0 |
| 13.08 Unaffiliated Certificates of Deposit | XXX | XXX | XXX | XXX | XXX | XXX | XXX | XXX | 0 | 0.0 | XXX | XXX |
| 13.09 Totals | 20,214,238 | 9,814,260 | 5,822,520 | 0 | 0 | 0 | XXX | XXX | 35,851,018 | 100.0 | 10,972,770 | 24,878,248 |
| 13.10 Line 13.09 as a % of Col. 9 | 56.4 | 27.4 | 16.2 | 0.0 | 0.0 | 0.0 | XXX | XXX | 100.0 | XXX | 30.6 | 69.4 |
| 14. Total Publicly Traded Bonds | | | | | | | | | | | | |
| 14.01 Issuer Obligations | 12,572,515 | 9,923,821 | 6,482,334 | 0 | 0 | XXX | 28,978,670 | 53.2 | 10,921,810 | 30.5 | 28,978,670 | XXX |
| 14.02 Residential Mortgage-Backed Securities | 10,315 | 14,558 | 0 | 0 | 0 | XXX | 24,873 | 0.0 | 50,960 | 0.1 | 24,873 | XXX |
| 14.03 Commercial Mortgage-Backed Securities | 0 | 0 | 0 | 0 | 0 | XXX | 0 | 0.0 | 0 | 0.0 | 0 | XXX |
| 14.04 Other Loan-Backed and Structured Securities | 0 | 0 | 0 | 0 | 0 | XXX | 0 | 0.0 | 0 | 0.0 | 0 | XXX |
| 14.05 SVO Identified Funds | XXX | XXX | XXX | XXX | XXX | 0 | 0 | 0.0 | 0 | 0.0 | 0 | XXX |
| 14.06 Affiliated Bank Loans | 0 | 0 | 0 | 0 | 0 | XXX | 0 | 0.0 | 0 | 0.0 | 0 | XXX |
| 14.07 Unaffiliated Bank Loans | 0 | 0 | 0 | 0 | 0 | XXX | 0 | 0.0 | 0 | 0.0 | 0 | XXX |
| 14.08 Unaffiliated Certificates of Deposit | 0 | 0 | 0 | 0 | 0 | XXX | 0 | 0.0 | XXX | XXX | 0 | XXX |
| 14.09 Totals | 12,582,830 | 9,938,379 | 6,482,334 | 0 | 0 | 0 | 29,003,543 | 53.2 | 10,972,770 | 30.6 | 29,003,543 | XXX |
| 14.10 Line 14.09 as a % of Col. 7 | 43.4 | 34.3 | 22.4 | 0.0 | 0.0 | 0.0 | 100.0 | XXX | XXX | XXX | 100.0 | XXX |
| 14.11 Line 14.09 as a % of Line 12.09, Col. 7, Section 12 | 23.1 | 18.2 | 11.9 | 0.0 | 0.0 | 0.0 | 53.2 | XXX | XXX | XXX | 53.2 | XXX |
| 15. Total Privately Placed Bonds | | | | | | | | | | | | |
| 15.01 Issuer Obligations | 18,067,559 | 2,019,077 | 2,678,496 | 0 | 0 | XXX | 22,765,132 | 41.8 | 22,125,413 | 61.7 | XXX | 22,765,132 |
| 15.02 Residential Mortgage-Backed Securities | 0 | 0 | 0 | 0 | 0 | XXX | 0 | 0.0 | 0 | 0.0 | XXX | 0 |
| 15.03 Commercial Mortgage-Backed Securities | 0 | 0 | 0 | 0 | 0 | XXX | 0 | 0.0 | 0 | 0.0 | XXX | 0 |
| 15.04 Other Loan-Backed and Structured Securities | 0 | 497,613 | 2,244,198 | 0 | 0 | XXX | 2,741,811 | 5.0 | 2,752,835 | 7.7 | 0 | 2,741,811 |
| 15.05 SVO Identified Funds | XXX | XXX | XXX | XXX | XXX | 0 | 0 | 0.0 | 0 | 0.0 | XXX | 0 |
| 15.06 Affiliated Bank Loans | 0 | 0 | 0 | 0 | 0 | XXX | 0 | 0.0 | 0 | 0.0 | XXX | 0 |
| 15.07 Unaffiliated Bank Loans | 0 | 0 | 0 | 0 | 0 | XXX | 0 | 0.0 | 0 | 0.0 | XXX | 0 |
| 15.08 Unaffiliated Certificates of Deposit | 0 | 0 | 0 | 0 | 0 | XXX | 0 | 0.0 | XXX | XXX | XXX | 0 |
| 15.09 Totals | 18,067,559 | 2,516,690 | 4,922,694 | 0 | 0 | 0 | 25,506,943 | 46.8 | 24,878,248 | 69.4 | XXX | 25,506,943 |
| 15.10 Line 15.09 as a % of Col. 7 | 70.8 | 9.9 | 19.3 | 0.0 | 0.0 | 0.0 | 100.0 | XXX | XXX | XXX | XXX | 100.0 |
| 15.11 Line 15.09 as a % of Line 12.09, Col. 7, Section 12 | 33.1 | 4.6 | 9.0 | 0.0 | 0.0 | 0.0 | 46.8 | XXX | XXX | XXX | XXX | 46.8 |

6015

Schedule DA - Verification - Short-Term Investments

N O N E

Schedule DB - Part A - Verification - Options, Caps, Floors, Collars, Swaps and Forwards

N O N E

Schedule DB - Part B - Verification - Futures Contracts

N O N E

Schedule DB - Part C - Section 1 - Replication (Synthetic Asset) Transactions (RSATs) Open

N O N E

Schedule DB-Part C-Section 2-Reconciliation of Replication (Synthetic Asset) Transactions Open

N O N E

Schedule DB - Verification - Book/Adjusted Carrying Value, Fair Value and Potential Exposure of
Derivatives

N O N E

ANNUAL STATEMENT FOR THE YEAR 2022 OF THE Coventry Health Care of Kansas, Inc.
SCHEDULE E - PART 2 - VERIFICATION BETWEEN YEARS

(Cash Equivalents)

| | 1 | 2 | 3 | 4 |
|---|-------------|-------------|------------------------------|-----------|
| | Total | Bonds | Money Market Mutual funds | Other (a) |
| 1. Book/adjusted carrying value, December 31 of prior year | 20,097,384 | 20,096,757 | 627 | 0 |
| 2. Cost of cash equivalents acquired | 954,276,050 | 954,045,170 | 230,880 | 0 |
| 3. Accrual of discount | 768,679 | 768,679 | 0 | 0 |
| 4. Unrealized valuation increase (decrease) | 0 | 0 | 0 | 0 |
| 5. Total gain (loss) on disposals | (17) | (17) | 0 | 0 |
| 6. Deduct consideration received on disposals | 947,286,298 | 947,055,026 | 231,272 | 0 |
| 7. Deduct amortization of premium | 0 | 0 | 0 | 0 |
| 8. Total foreign exchange change in book/adjusted carrying value | 0 | 0 | 0 | 0 |
| 9. Deduct current year's other than temporary impairment recognized | 0 | 0 | 0 | 0 |
| 10. Book/adjusted carrying value at end of current period (Lines 1+2+3+4+5-6-7+8-9) | 27,855,798 | 27,855,563 | 235 | 0 |
| 11. Deduct total nonadmitted amounts | 0 | 0 | 0 | 0 |
| 12. Statement value at end of current period (Line 10 minus Line 11) | 27,855,798 | 27,855,563 | 235 | 0 |

(a) Indicate the category of such investments, for example, joint ventures, transportation equipment:

Schedule A - Part 1 - Real Estate Owned

NONE

Schedule A - Part 2 - Real Estate Acquired and Additions Made

NONE

Schedule A - Part 3 - Real Estate Disposed

NONE

Schedule B - Part 1 - Mortgage Loans Owned

NONE

Schedule B - Part 2 - Mortgage Loans Acquired and Additions Made

NONE

Schedule B - Part 3 - Mortgage Loans Disposed, Transferred or Repaid

NONE

Schedule BA - Part 1 - Other Long-Term Invested Assets Owned

NONE

Schedule BA - Part 2 - Other Long-Term Invested Assets Acquired and Additions Made

NONE

Schedule BA - Part 3 - Other Long-Term Invested Assets Disposed, Transferred or Repaid

NONE

ANNUAL STATEMENT FOR THE YEAR 2022 OF THE Coventry Health Care of Kansas, Inc.

SCHEDULE D - PART 1

Showing All Long-Term BONDS Owned December 31 of Current Year

| 1 | 2 | Codes | | | 6 | 7 | Fair Value | | 10 | 11 | Change in Book/Adjusted Carrying Value | | | | Interest | | | | | Dates | |
|----------------------|---|---------|---------------|-----------------|---|-------------|--------------------------------|------------|-----------|-------------------------------|---|--|---|--|----------|-------------------|-----------|---------------------------------|-----------------------------|------------|----------------------------------|
| | | 3 | 4 | 5 | | | 8 | 9 | | | 12 | 13 | 14 | 15 | 16 | 17 | 18 | 19 | 20 | 21 | 22 |
| CUSIP Identification | Description | C o d e | F o r e i g n | B o n d C h a r | NAIC Designation, NAIC Designation Modifier and SVO Administrative Symbol | Actual Cost | Rate Used to Obtain Fair Value | Fair Value | Par Value | Book/ Adjusted Carrying Value | Unrealized Valuation Increase/ (Decrease) | Current Year's (Amor-tization) Accretion | Current Year's Other-Than-Temporary Impairment Recognized | Total Foreign Exchange Change in Book/ Adjusted Carrying Value | Rate of | Effective Rate of | When Paid | Admitted Amount Due and Accrued | Amount Received During Year | Acquired | Stated Contractual Maturity Date |
| 912828-VB-3 | US TREASURY NOTE/BOND | ..SD.. | | | 1.A | 1,819,091 | 98.9260 | 1,790,557 | 1,810,000 | 1,811,006 | 0 | (2,761) | 0 | 0 | 1.750 | 1.595 | MN | 4,113 | 31,675 | 01/21/2020 | 05/15/2023 |
| 91282C-AJ-0 | US TREASURY NOTE/BOND | | | | 1.A | 4,838,672 | 89.9450 | 4,497,266 | 5,000,000 | 4,882,250 | 0 | 43,340 | 0 | 0 | 0.250 | 0.912 | FA | 4,247 | 12,500 | 08/31/2020 | 08/31/2025 |
| 0019999999 | Subtotal - Bonds - U.S. Governments - Issuer Obligations | | | | | 6,657,763 | XXX | 6,287,823 | 6,810,000 | 6,693,256 | 0 | 40,579 | 0 | 0 | XXX | XXX | XXX | 8,360 | 44,175 | XXX | XXX |
| 0109999999 | Total - U.S. Government Bonds | | | | | 6,657,763 | XXX | 6,287,823 | 6,810,000 | 6,693,256 | 0 | 40,579 | 0 | 0 | XXX | XXX | XXX | 8,360 | 44,175 | XXX | XXX |
| 168863-CF-3 | CHILE REPUBLIC OF SR UNSECURED | | D | 2 | 1.F FE | 963,750 | 92.8990 | 928,995 | 1,000,000 | 967,222 | 0 | 3,472 | 0 | 0 | 3.240 | 3.956 | FA | 13,050 | 16,200 | 05/20/2022 | 02/06/2028 |
| 0219999999 | Subtotal - Bonds - All Other Governments - Issuer Obligations | | | | | 963,750 | XXX | 928,995 | 1,000,000 | 967,222 | 0 | 3,472 | 0 | 0 | XXX | XXX | XXX | 13,050 | 16,200 | XXX | XXX |
| 0309999999 | Total - All Other Government Bonds | | | | | 963,750 | XXX | 928,995 | 1,000,000 | 967,222 | 0 | 3,472 | 0 | 0 | XXX | XXX | XXX | 13,050 | 16,200 | XXX | XXX |
| 0509999999 | Total - U.S. States, Territories and Possessions Bonds | | | | | 0 | XXX | 0 | 0 | 0 | 0 | 0 | 0 | 0 | XXX | XXX | XXX | 0 | 0 | XXX | XXX |
| 0709999999 | Total - U.S. Political Subdivisions Bonds | | | | | 0 | XXX | 0 | 0 | 0 | 0 | 0 | 0 | 0 | XXX | XXX | XXX | 0 | 0 | XXX | XXX |
| 544495-30-5 | LOS ANGELES CALIF WTR SER C | | | 2 | 1.D FE | 1,066,257 | 105.7540 | 951,789 | 900,000 | 996,411 | 0 | (20,016) | 0 | 0 | 5.000 | 2.470 | JJ | 22,500 | 45,000 | 05/22/2019 | 07/01/2042 |
| 64971X-KJ-6 | NEW YORK CITY NY TRANSITIONAL SUBORDINATE FUTURE TAX SECURED | | | 2 | 1.A FE | 1,040,582 | 100.0480 | 1,040,496 | 1,040,000 | 1,040,582 | 0 | (9,580) | 67,043 | 0 | 4.000 | 2.870 | MN | 6,933 | 41,600 | 04/24/2019 | 11/01/2037 |
| 0819999999 | Subtotal - Bonds - U.S. Special Revenues - Issuer Obligations | | | | | 2,106,839 | XXX | 1,992,285 | 1,940,000 | 2,036,993 | 0 | (29,596) | 67,043 | 0 | XXX | XXX | XXX | 29,433 | 86,600 | XXX | XXX |
| 3128MC-NE-1 | Freddie Mac POOL NO G13789 | | | 4 | 1.A | 14,911 | 98.7270 | 14,056 | 14,237 | 14,327 | 0 | (49) | 0 | 0 | 4.500 | 3.826 | MON | 53 | 641 | 03/23/2010 | 04/01/2025 |
| 3128MC-NF-8 | Freddie Mac POOL NO G13790 | | | 4 | 1.A | 10,969 | 98.7560 | 10,351 | 10,481 | 10,546 | 0 | (35) | 0 | 0 | 4.500 | 3.837 | MON | 39 | 472 | 03/23/2010 | 04/01/2025 |
| 0829999999 | Subtotal - Bonds - U.S. Special Revenues - Residential Mortgage-Backed Securities | | | | | 25,880 | XXX | 24,407 | 24,718 | 24,873 | 0 | (84) | 0 | 0 | XXX | XXX | XXX | 92 | 1,113 | XXX | XXX |
| 0909999999 | Total - U.S. Special Revenues Bonds | | | | | 2,132,719 | XXX | 2,016,692 | 1,964,718 | 2,061,866 | 0 | (29,680) | 67,043 | 0 | XXX | XXX | XXX | 29,525 | 87,713 | XXX | XXX |
| 00253X-AB-7 | AMERICAN AIRLINES/AADVAN 1ST LIEN | | | | 3.B FE | 525,600 | 91.4860 | 457,430 | 500,000 | 457,430 | (64,074) | (3,801) | 0 | 0 | 5.750 | 4.791 | JAJO | 5,670 | 28,750 | 11/30/2021 | 04/20/2029 |
| 012653-AD-3 | ALBEMARLE CORP SR UNSECURED | | | 1 | 2.B FE | 499,540 | 97.7820 | 488,909 | 500,000 | 499,586 | 0 | 46 | 0 | 0 | 4.650 | 4.670 | JD | 1,938 | 12,788 | 05/10/2022 | 06/01/2027 |
| 013817-AW-1 | ALCOA INC SR UNSECURED | | | 1 | 3.A FE | 207,500 | 98.7240 | 246,810 | 250,000 | 239,275 | 0 | 5,499 | 0 | 0 | 5.125 | 7.610 | AO | 3,203 | 12,813 | 11/25/2014 | 10/01/2024 |
| 031162-DH-0 | AMGEN INC SR UNSECURED | | | 1 | 2.A FE | 998,670 | 93.6990 | 936,989 | 1,000,000 | 996,692 | 0 | 22 | 0 | 0 | 4.050 | 4.072 | FA | 14,963 | 0 | 08/15/2022 | 08/18/2029 |
| 03690A-AH-9 | ANTERO MIDSTREAM PART SR UNSECURED | | | 1 | 3.C FE | 513,100 | 91.4730 | 457,363 | 500,000 | 457,363 | (52,859) | (2,667) | 0 | 0 | 5.375 | 4.726 | JD | 1,194 | 26,875 | 11/30/2021 | 06/15/2029 |
| 12008R-AR-8 | BUILDERS FIRSTSOURCE INC SR UNSECURED | | | 1 | 3.C FE | 456,875 | 94.1440 | 470,719 | 500,000 | 457,527 | 0 | 652 | 0 | 0 | 6.375 | 7.653 | JD | 1,417 | 15,938 | 10/17/2022 | 06/15/2032 |
| 125430-BM-1 | CHS COMMUNITY HEALTH SYS SECURED | | | 1 | 4.B FE | 500,625 | 75.5280 | 377,642 | 500,000 | 377,642 | (122,976) | (6) | 0 | 0 | 5.250 | 5.216 | MN | 3,354 | 20,490 | 01/21/2022 | 05/15/2030 |
| 12653C-AK-4 | CNX RESOURCES CORP SR UNSECURED | | | 1 | 3.B FE | 500,000 | 95.9500 | 479,749 | 500,000 | 479,749 | (20,251) | 0 | 0 | 0 | 7.375 | 7.375 | JJ | 9,731 | 0 | 09/12/2022 | 01/15/2031 |
| 24422E-HK-1 | DEERE JOHN CAP CORP SR UNSECURED | | | 1 | 1.F FE | 998,290 | 98.1800 | 981,800 | 1,000,000 | 998,336 | 0 | 46 | 0 | 0 | 4.150 | 4.188 | MS | 13,026 | 0 | 09/06/2022 | 09/15/2027 |
| 26885B-AN-0 | EQT MIDSTREAM PARTNERS L SR UNSECURED | | | 1 | 3.C FE | 654,688 | 96.3990 | 602,492 | 625,000 | 602,492 | (51,039) | (1,157) | 0 | 0 | 7.500 | 6.664 | JD | 3,906 | 22,656 | 08/17/2022 | 06/01/2030 |
| 30303M-8G-0 | META PLATFORMS INC SR UNSECURED | | | 1 | 1.E FE | 499,052 | 93.1230 | 465,615 | 500,000 | 499,055 | 0 | 2 | 0 | 0 | 3.500 | 3.544 | FA | 6,903 | 0 | 12/28/2022 | 08/15/2027 |
| 35906A-BF-4 | FRONTIER COMMUNICATIONS 1ST LIEN | | | 1 | 4.B FE | 445,000 | 87.2020 | 436,012 | 500,000 | 436,012 | (9,637) | 649 | 0 | 0 | 5.000 | 7.509 | MN | 4,167 | 0 | 11/30/2022 | 05/01/2028 |
| 366651-AC-1 | GARTNER INC SR UNSECURED | | | 1 | 3.A FE | 521,850 | 93.3160 | 466,578 | 500,000 | 466,578 | (48,083) | (6,671) | 0 | 0 | 4.500 | 3.046 | JJ | 11,250 | 22,500 | 11/30/2021 | 07/01/2028 |
| 438516-CE-4 | HONEYWELL INTL SR UNSECURED | | | 1 | 1.F FE | 468,780 | 87.1620 | 435,812 | 500,000 | 473,721 | 0 | 4,941 | 0 | 0 | 1.100 | 2.434 | MS | 1,833 | 2,750 | 02/25/2022 | 03/01/2027 |
| 513272-AC-8 | LAMB WEST HLD SR UNSECURED | | | 1 | 3.C FE | 491,250 | 94.8000 | 474,001 | 500,000 | 474,001 | (17,741) | 492 | 0 | 0 | 4.875 | 5.230 | MN | 3,115 | 12,188 | 08/17/2022 | 05/15/2028 |
| 609202-BB-0 | MONDELEZ INTL SR UNSECURED | | | 1 | 2.B FE | 744,488 | 85.2660 | 639,497 | 750,000 | 744,843 | 0 | 355 | 0 | 0 | 3.000 | 3.066 | MS | 6,500 | 11,250 | 03/03/2022 | 03/17/2032 |
| 651229-BC-9 | NEWELL RUBBERMAID INC SR UNSECURED | | | 1 | 3.A FE | 500,000 | 99.2860 | 496,431 | 500,000 | 496,431 | (3,569) | 0 | 0 | 0 | 6.375 | 6.375 | MS | 9,474 | 0 | 09/09/2022 | 09/15/2027 |
| 674599-EF-8 | OCCIDENTAL PETROLEUM SR UNSECURED | | | 1 | 3.A FE | 503,750 | 101.1990 | 505,996 | 500,000 | 503,719 | 0 | (31) | 0 | 0 | 6.125 | 6.000 | JJ | 15,313 | 0 | 10/06/2022 | 01/01/2031 |
| 785592-AV-8 | SABINE PASS LIQUEFACTION SECURED | | | 2 | 2.B FE | 412,296 | 101.1860 | 404,745 | 400,000 | 412,085 | 0 | (1,211) | 0 | 0 | 5.875 | 4.781 | JD | 65 | 11,750 | 08/30/2022 | 06/30/2026 |
| 816851-BP-3 | SEMPRA ENERGY SR UNSECURED | | | 1 | 2.B FE | 961,380 | 91.2390 | 912,394 | 1,000,000 | 963,230 | 0 | 1,850 | 0 | 0 | 3.700 | 4.378 | AO | 9,250 | 19,219 | 08/17/2022 | 04/01/2029 |
| 88579Y-BJ-9 | 3M COMPANY SR UNSECURED | | | 1 | 1.E FE | 850,270 | 84.8790 | 848,793 | 1,000,000 | 855,620 | 0 | 5,350 | 0 | 0 | 2.375 | 4.948 | FA | 8,247 | 0 | 09/13/2022 | 08/26/2029 |
| 90932L-AG-2 | UNITED AIRLINES INC SECURED | | | 1 | 3.B FE | 515,625 | 93.1370 | 465,687 | 500,000 | 465,687 | (46,102) | (3,836) | 0 | 0 | 4.375 | 3.749 | AO | 4,618 | 21,875 | 01/11/2022 | 04/15/2026 |
| 911365-BP-8 | UNITED RENTALS INC SR UNSECURED | | | 1 | 3.B FE | 408,750 | 81.6850 | 408,426 | 500,000 | 408,426 | (3,880) | 3,557 | 0 | 0 | 3.750 | 6.327 | JJ | 8,646 | 9,375 | 06/29/2022 | 01/15/2032 |
| 95081Q-AP-9 | WESCO DISTRIBUTION INC SR UNSECURED | | | 1 | 3.C FE | 546,225 | 101.3850 | 506,927 | 500,000 | 506,927 | (19,666) | (18,191) | 0 | 0 | 7.250 | 3.344 | JD | 1,611 | 36,250 | 11/30/2021 | 06/15/2028 |
| 962178-AN-9 | WEYERHAEUSER REAL ESTATE SR UNSECURED | | | 1 | 3.C FE | 200,975 | 99.6020 | 199,210 | 200,000 | 199,210 | (977) | (124) | 0 | 0 | 5.875 | 5.805 | JD | 522 | 11,750 | 06/17/2015 | 06/15/2024 |
| 98310W-AS-7 | WYNDHAM WORLDWIDE SECURED | | | 1 | 3.C FE | 550,000 | 97.9340 | 489,669 | 500,000 | 489,671 | (49,824) | (10,505) | 0 | 0 | 6.625 | 4.065 | JJ | 13,894 | 33,125 | 01/11/2022 | 07/31/2026 |

E10

ANNUAL STATEMENT FOR THE YEAR 2022 OF THE Coventry Health Care of Kansas, Inc.

SCHEDULE D - PART 1

Showing All Long-Term BONDS Owned December 31 of Current Year

| 1 | 2 | Codes | | | 6 | 7 | Fair Value | | 10 | 11 | Change in Book/Adjusted Carrying Value | | | | Interest | | | | | Dates | |
|--|--|---------|---------------|-----------------|---|-------------|--------------------------------|------------|------------|-------------------------------|---|---|---|--|----------|-------------------|-----------|---------------------------------|-----------------------------|------------|----------------------------------|
| | | 3 | 4 | 5 | | | 8 | 9 | | | 12 | 13 | 14 | 15 | 16 | 17 | 18 | 19 | 20 | 21 | 22 |
| CUSIP Identification | Description | C o d e | F o r e i g n | B o n d C h a r | NAIC Designation, NAIC Designation Modifier and SVO Administrative Symbol | Actual Cost | Rate Used to Obtain Fair Value | Fair Value | Par Value | Book/ Adjusted Carrying Value | Unrealized Valuation Increase/ (Decrease) | Current Year's (Amortization) Accretion | Current Year's Other-Than-Temporary Impairment Recognized | Total Foreign Exchange Change in Book/ Adjusted Carrying Value | Rate of | Effective Rate of | When Paid | Admitted Amount Due and Accrued | Amount Received During Year | Acquired | Stated Contractual Maturity Date |
| 00774M-AG-0 | AERCAP IRELAND CAP SR UNSECURED | D | | 1 | 2.C FE | 209,427 | .96 2620 | 240,656 | 250,000 | 227,460 | 0 | 7,032 | 0 | 0 | 4.450 | 7.680 | AO | 2,781 | 11,125 | 04/10/2019 | 10/01/2025 |
| 1019999999. Subtotal - Bonds - Industrial and Miscellaneous (Unaffiliated) - Issuer Obligations | | | | | | 14,685,006 | XXX | 13,896,352 | 14,975,000 | 14,190,768 | (510,678) | (17,707) | 0 | 0 | XXX | XXX | XXX | 166,591 | 343,467 | XXX | XXX |
| 15034A-AE-5 | CEDAR FUNDING LTD SERIES 21-14A CLASS C | | | 4 | 1.F FE | 497,750 | .92 9450 | 464,727 | 500,000 | 505,687 | 0 | 7,937 | 0 | 0 | 5.929 | 5.677 | JAJO | 6,259 | 11,890 | 02/10/2022 | 07/15/2033 |
| 26250U-AS-4 | DRYDEN SENIOR LOAN FUND SERIES 13-26A CLASS BR | | | | 1.C FE | 491,500 | .97 3760 | 486,880 | 500,000 | 497,613 | 0 | 6,113 | 0 | 0 | 5.529 | 6.052 | JAJO | 5,836 | 8,325 | 05/10/2022 | 04/15/2029 |
| 47047J-AE-4 | JAMESTOWN CLO LTD SERIES 19-1A CLASS B | | | 4 | 1.F FE | 486,875 | .96 5590 | 482,793 | 500,000 | 488,511 | 0 | 1,636 | 0 | 0 | 7.243 | 7.640 | JAJO | 7,343 | 7,296 | 08/15/2022 | 04/20/2032 |
| 55953U-AC-8 | MAGNETITE CLO LTD SERIES 21-30A CLASS B | | | | 1.C FE | 250,000 | .96 3500 | 240,876 | 250,000 | 250,000 | 0 | 0 | 0 | 0 | 5.958 | 5.296 | JAJO | 2,814 | 6,607 | 10/01/2021 | 10/25/2034 |
| 67080P-AE-6 | NYACK PARK CLO LTD SERIES 21-1A CLASS B1 | | | | 1.C FE | 500,000 | .95 4960 | 477,478 | 500,000 | 500,000 | 0 | 0 | 0 | 0 | 5.843 | 5.187 | JAJO | 5,924 | 13,504 | 09/02/2021 | 10/20/2034 |
| 83012Q-AC-8 | SIXTH STREET CLO XVI LTD SERIES 21-20A CLASS B | | | | 1.C FE | 500,000 | .96 4410 | 482,206 | 500,000 | 500,000 | 0 | 0 | 0 | 0 | 5.893 | 5.427 | JAJO | 5,974 | 13,656 | 09/08/2021 | 10/20/2034 |
| 1049999999. Subtotal - Bonds - Industrial and Miscellaneous (Unaffiliated) - Other Loan-Backed and Structured Securities | | | | | | 2,726,125 | XXX | 2,634,960 | 2,750,000 | 2,741,811 | 0 | 15,686 | 0 | 0 | XXX | XXX | XXX | 34,150 | 61,268 | XXX | XXX |
| 1109999999. Total - Industrial and Miscellaneous (Unaffiliated) Bonds | | | | | | 17,411,131 | XXX | 16,531,312 | 17,725,000 | 16,932,579 | (510,678) | (2,021) | 0 | 0 | XXX | XXX | XXX | 200,741 | 404,735 | XXX | XXX |
| 1309999999. Total - Hybrid Securities | | | | | | 0 | XXX | 0 | 0 | 0 | 0 | 0 | 0 | 0 | XXX | XXX | XXX | 0 | 0 | XXX | XXX |
| 1509999999. Total - Parent, Subsidiaries and Affiliates Bonds | | | | | | 0 | XXX | 0 | 0 | 0 | 0 | 0 | 0 | 0 | XXX | XXX | XXX | 0 | 0 | XXX | XXX |
| 1909999999. Subtotal - Bonds - Unaffiliated Bank Loans | | | | | | 0 | XXX | 0 | 0 | 0 | 0 | 0 | 0 | 0 | XXX | XXX | XXX | 0 | 0 | XXX | XXX |
| 2419999999. Total - Issuer Obligations | | | | | | 24,413,358 | XXX | 23,105,455 | 24,725,000 | 23,888,239 | (510,678) | (3,252) | 67,043 | 0 | XXX | XXX | XXX | 217,434 | 490,442 | XXX | XXX |
| 2429999999. Total - Residential Mortgage-Backed Securities | | | | | | 25,880 | XXX | 24,407 | 24,718 | 24,873 | 0 | (84) | 0 | 0 | XXX | XXX | XXX | 92 | 1,113 | XXX | XXX |
| 2439999999. Total - Commercial Mortgage-Backed Securities | | | | | | 0 | XXX | 0 | 0 | 0 | 0 | 0 | 0 | 0 | XXX | XXX | XXX | 0 | 0 | XXX | XXX |
| 2449999999. Total - Other Loan-Backed and Structured Securities | | | | | | 2,726,125 | XXX | 2,634,960 | 2,750,000 | 2,741,811 | 0 | 15,686 | 0 | 0 | XXX | XXX | XXX | 34,150 | 61,268 | XXX | XXX |
| 2459999999. Total - SVO Identified Funds | | | | | | 0 | XXX | 0 | 0 | 0 | 0 | 0 | 0 | 0 | XXX | XXX | XXX | 0 | 0 | XXX | XXX |
| 2469999999. Total - Affiliated Bank Loans | | | | | | 0 | XXX | 0 | 0 | 0 | 0 | 0 | 0 | 0 | XXX | XXX | XXX | 0 | 0 | XXX | XXX |
| 2479999999. Total - Unaffiliated Bank Loans | | | | | | 0 | XXX | 0 | 0 | 0 | 0 | 0 | 0 | 0 | XXX | XXX | XXX | 0 | 0 | XXX | XXX |
| 2489999999. Total - Unaffiliated Certificates of Deposit | | | | | | 0 | XXX | 0 | 0 | 0 | 0 | 0 | 0 | 0 | XXX | XXX | XXX | 0 | 0 | XXX | XXX |
| 2509999999. Total Bonds | | | | | | 27,165,363 | XXX | 25,764,822 | 27,499,718 | 26,654,923 | (510,678) | 12,350 | 67,043 | 0 | XXX | XXX | XXX | 251,676 | 552,823 | XXX | XXX |

1. Line Book/Adjusted Carrying Value by NAIC Designation Category Footnote:

| | | | | | | | |
|--------|-------------------|-------------------|-------------------|-----------------|-------------------|-------------------|-----------|
| Number | 1A | 1B | 1C | 1D | 1E | 1F | 1G |
| 1A | 1A ..\$ 7,758,711 | 1B ..\$ 0 | 1C ..\$ 1,747,613 | 1D ..\$ 996,411 | 1E ..\$ 1,354,675 | 1F ..\$ 3,433,477 | 1G ..\$ 0 |
| 1B | 2A ..\$ 998,692 | 2B ..\$ 2,619,744 | 2C ..\$ 227,460 | | | | |
| 1C | 3A ..\$ 1,706,003 | 3B ..\$ 2,318,219 | 3C ..\$ 2,680,264 | | | | |
| 1D | 4A ..\$ 0 | 4B ..\$ 813,654 | 4C ..\$ 0 | | | | |
| 1E | 5A ..\$ 0 | 5B ..\$ 0 | 5C ..\$ 0 | | | | |
| 1F | 6 ..\$ 0 | | | | | | |

E10.1

ANNUAL STATEMENT FOR THE YEAR 2022 OF THE Coventry Health Care of Kansas, Inc.

SCHEDULE D - PART 2 - SECTION 1

Showing All PREFERRED STOCKS Owned December 31 of Current Year

| 1 CUSIP Identification | 2 Description | Codes | | 5 Number of Shares | 6 Par Value Per Share | 7 Rate Per Share | 8 Book/Adjusted Carrying Value | Fair Value | | 11 Actual Cost | Dividends | | | Change in Book/Adjusted Carrying Value | | | | 20 NAIC Designation, NAIC Designation Modifier and SVO Administrative Symbol | 21 Date Acquired | | |
|-------------------------------------|------------------|-----------|--------------|-----------------------|--------------------------|---------------------|-----------------------------------|---|------------------|-------------------|---------------------------|-----------------------------------|---------------------------------------|---|---|---|---|---|---------------------|---|-----|
| | | 3 Code | 4 Foreign | | | | | 9 Rate Per Share Used to Obtain Fair Value | 10 Fair Value | | 12 Declared but Unpaid | 13 Amount Received During Year | 14 Nonadmitted Declared But Unpaid | 15 Unrealized Valuation Increase/ (Decrease) | 16 Current Year's (Amortization) Accretion | 17 Current Year's Other-Than-Temporary Impairment Recognized | 18 Total Change in Book/Adjusted Carrying Value (15 + 16 - 17) | | | 19 Total Foreign Exchange Change in Book/Adjusted Carrying Value | |
| NONE | | | | | | | | | | | | | | | | | | | | | |
| 4509999999 - Total Preferred Stocks | | | | | | | | XXX | | | | | | | | | | | | XXX | XXX |

E11

1. Line Book/Adjusted Carrying Value by NAIC Designation Category Footnote:
 Number
 1A 1A ..\$ 1B ..\$ 1C ..\$ 1D ..\$ 1E ..\$ 1F ..\$ 1G ..\$
 1B 2A ..\$ 2B ..\$ 2C ..\$
 1C 3A ..\$ 3B ..\$ 3C ..\$
 1D 4A ..\$ 4B ..\$ 4C ..\$
 1E 5A ..\$ 5B ..\$ 5C ..\$
 1F 6\$

ANNUAL STATEMENT FOR THE YEAR 2022 OF THE Coventry Health Care of Kansas, Inc.

SCHEDULE D - PART 2 - SECTION 2

Showing All COMMON STOCKS Owned December 31 of Current Year

| 1 CUSIP Identi- fication | 2 Description | 3 Codes | | 5 Number of Shares | 6 Book/ Adjusted Carrying Value | 7 Fair Value | | 9 Actual Cost | 10 Dividends | | | 13 Change in Book/Adjusted Carrying Value | | | | 17 Date Acquired | 18 NAIC Desig- nation, NAIC Desig- nation Modifier and SVO Admini- strative Symbol | |
|---|----------------------------|-----------|-------------------|-----------------------------|---|---|-----------------|------------------|------------------------------|---|---|--|--|---|--|------------------------|--|-----|
| | | 3 Code | 4 For- eign | | | 7 Rate Per Share Used to Obtain Fair Value | 8 Fair Value | | 10 Declared but Unpaid | 11 Amount Received During Year | 12 Nonadmitted Declared But Unpaid | 13 Unrealized Valuation Increase/ (Decrease) | 14 Current Year's Other-Than- Temporary Impairment Recognized | 15 Total Change in Book/Adjusted Carrying Value (13 - 14) | 16 Total Foreign Exchange Change in Book/Adjusted Carrying Value | | | |
| 808524-79-7 ... | SCHWAB STRATEGIC TR US DIV | | | 10,683.000 | 806,994 | 75,540 | 806,994 | 868,648 | 0 | 27,365 | 0 | (61,654) | 0 | (61,654) | 0 | 01/06/2022 | | |
| 921946-40-6 ... | VANGUARD WHITEHALL FDS | | | 7,666.000 | 829,538 | 108,210 | 829,538 | 871,469 | 0 | 24,928 | 0 | (41,931) | 0 | (41,931) | 0 | 01/06/2022 | | |
| 5019999999. Subtotal - Common Stock - Industrial and Miscellaneous (Unaffiliated) | | | | | | | | | | | | | | | | | | |
| Publicly Traded | | | | | 1,636,532 | XXX | 1,636,532 | 1,740,117 | 0 | 52,293 | 0 | (103,585) | 0 | (103,585) | 0 | XXX | XXX | |
| 5109999999. Total - Common Stock - Industrial and Miscellaneous (Unaffiliated) | | | | | 1,636,532 | XXX | 1,636,532 | 1,740,117 | 0 | 52,293 | 0 | (103,585) | 0 | (103,585) | 0 | XXX | XXX | |
| 5409999999. Total - Common Stocks - Mutual Funds | | | | | 0 | XXX | 0 | 0 | 0 | 0 | 0 | 0 | 0 | 0 | 0 | 0 | XXX | XXX |
| 5609999999. Total - Common Stocks - Unit Investment Trusts | | | | | 0 | XXX | 0 | 0 | 0 | 0 | 0 | 0 | 0 | 0 | 0 | 0 | XXX | XXX |
| 5809999999. Total - Common Stocks - Closed-End Funds | | | | | 0 | XXX | 0 | 0 | 0 | 0 | 0 | 0 | 0 | 0 | 0 | 0 | XXX | XXX |
| 5979999999. Total - Common Stocks - Parent, Subsidiaries and Affiliates | | | | | 0 | XXX | 0 | 0 | 0 | 0 | 0 | 0 | 0 | 0 | 0 | 0 | XXX | XXX |
| 5989999999 - Total Common Stocks | | | | | 1,636,532 | XXX | 1,636,532 | 1,740,117 | 0 | 52,293 | 0 | (103,585) | 0 | (103,585) | 0 | XXX | XXX | |
| 5999999999 - Total Preferred and Common Stocks | | | | | 1,636,532 | XXX | 1,636,532 | 1,740,117 | 0 | 52,293 | 0 | (103,585) | 0 | (103,585) | 0 | XXX | XXX | |

1. Line Book/Adjusted Carrying Value by NAIC Designation Category Footnote:
 Number
 1A 1A ..\$0 1B ..\$0 1C ..\$0 1D ..\$0 1E ..\$0 1F ..\$0 1G ..\$0
 1B 2A ..\$0 2B ..\$0 2C ..\$0
 1C 3A ..\$0 3B ..\$0 3C ..\$0
 1D 4A ..\$0 4B ..\$0 4C ..\$0
 1E 5A ..\$0 5B ..\$0 5C ..\$0
 1F 6 ..\$0

E12

ANNUAL STATEMENT FOR THE YEAR 2022 OF THE Coventry Health Care of Kansas, Inc.

SCHEDULE D - PART 3

Showing All Long-Term Bonds and Stocks ACQUIRED During Current Year

| 1 | 2 | 3 | 4 | 5 | 6 | 7 | 8 | 9 |
|----------------------|--|---------|---------------|--------------------------------|---------------------------|-------------|-----------|---|
| CUSIP Identification | Description | Foreign | Date Acquired | Name of Vendor | Number of Shares of Stock | Actual Cost | Par Value | Paid for Accrued Interest and Dividends |
| 168863-CF-3 | CHILE REPUBLIC OF SR UNSECURED 3.240% 02/06/28 | D | 05/20/2022 | GOLDMAN SACHS & CO | | 963,750 | 1,000,000 | 9,720 |
| 0309999999 | Subtotal - Bonds - All Other Governments | | | | | | | |
| 012653-AD-3 | ALBEMARLE CORP SR UNSECURED 4.650% 06/01/27 | | 05/10/2022 | BOFA SECURITIES INC | | 963,750 | 1,000,000 | 9,720 |
| 031162-DH-0 | AMGEN INC SR UNSECURED 4.050% 08/18/29 | | 08/15/2022 | BOFA SECURITIES INC | | 499,539 | 500,000 | 0 |
| 12008R-AR-8 | BUILDERS FIRSTSOURCE INC SR UNSECURED 6.375% 06/15/32 | | 10/17/2022 | DEUTSCHE BANK | | 998,670 | 1,000,000 | 0 |
| 125430-BM-1 | CHS COMMUNITY HEALTH SYS SECURED 5.250% 05/15/30 | | 01/21/2022 | Citigroup Global Markets Inc | | 456,875 | 500,000 | 10,979 |
| 12653C-AK-4 | CNX RESOURCES CORP SR UNSECURED 7.375% 01/15/31 | | 09/12/2022 | Citigroup Global Markets Inc | | 500,625 | 500,000 | 0 |
| 15034A-AE-5 | CEDAR FUNDING LTD SERIES 21-14A CLASS C 5.929% 07/15/33 | | 02/10/2022 | Credit Suisse Securities USA L | | 500,000 | 500,000 | 0 |
| 24422E-WK-1 | DEERE JOHN CAP CORP SR UNSECURED 4.150% 09/15/27 | | 09/06/2022 | NETSCOUT SYSTEMS INC | | 497,750 | 500,000 | 784 |
| 26250U-AS-4 | DRYDEN SENIOR LOAN FUND SERIES 13-26A CLASS BR 5.529% 04/15/29 | | 05/10/2022 | SOCIETE GENERALE | | 998,290 | 1,000,000 | 0 |
| 26885B-AN-0 | EQT MIDSTREAM PARTNERS L SR UNSECURED 7.500% 06/01/30 | | 08/17/2022 | BOFA SECURITIES INC | | 491,500 | 500,000 | 935 |
| 30303M-BG-0 | META PLATFORMS INC SR UNSECURED 3.500% 08/15/27 | | 12/28/2022 | Tax Free Exchange | | 654,688 | 625,000 | 9,375 |
| 35906A-BF-4 | FRONTIER COMMUNICATIONS 1ST LIEN 5.000% 05/01/28 | | 11/30/2022 | MORGAN STANLEY | | 499,052 | 500,000 | 6,757 |
| 438516-CE-4 | HONEYWELL INTL SR UNSECURED 1.100% 03/01/27 | | 02/25/2022 | SUNTRUST CAP MARKETS | | 445,000 | 500,000 | 2,153 |
| 47047J-AE-4 | JAMESTOWN CLO LTD SERIES 19-1A CLASS B 7.243% 04/20/32 | | 08/15/2022 | GOLDMAN SACHS & CO | | 468,780 | 500,000 | 0 |
| 513272-AC-8 | LAMB WEST HLD SR UNSECURED 4.875% 05/15/28 | | 08/17/2022 | GOLDMAN SACHS & CO | | 486,875 | 500,000 | 2,221 |
| 609207-BB-0 | MONDELEZ INTL SR UNSECURED 3.000% 03/17/32 | | 03/03/2022 | DEUTSCHE BANK | | 491,250 | 500,000 | 6,385 |
| 651229-BC-9 | NEWELL RUBBERMAID INC SR UNSECURED 6.375% 09/15/27 | | 09/09/2022 | CHASE SECURITIES | | 744,488 | 750,000 | 0 |
| 674599-EF-8 | OCCIDENTAL PETROLEUM SR UNSECURED 6.125% 01/01/31 | | 10/06/2022 | BOFA SECURITIES INC | | 500,000 | 500,000 | 0 |
| 785592-AV-8 | SABINE PASS LIQUEFACTION SECURED 5.875% 06/30/26 | | 08/30/2022 | NETSCOUT SYSTEMS INC | | 503,750 | 500,000 | 8,507 |
| 816851-BP-3 | SEMPRA ENERGY SR UNSECURED 3.700% 04/01/29 | | 08/17/2022 | SUNTRUST CAP MARKETS | | 413,296 | 400,000 | 3,982 |
| 88579Y-BJ-9 | 3M COMPANY SR UNSECURED 2.375% 08/26/29 | | 09/13/2022 | WACHOVIA | | 961,380 | 1,000,000 | 14,903 |
| 90932L-AG-2 | UNITED AIRLINES INC SECURED 4.375% 04/15/26 | | 01/11/2022 | BNP PARIBAS | | 850,270 | 1,000,000 | 1,253 |
| 911365-BP-8 | UNITED RENTALS INC SR UNSECURED 3.750% 01/15/32 | | 06/29/2022 | Deutsche Bank - 2485 DTC | | 515,625 | 500,000 | 5,347 |
| 98310W-AS-7 | WYNDHAM WORLDWIDE SECURED 6.625% 07/31/26 | | 01/11/2022 | BARCLAY INVESTMENTS | | 408,750 | 500,000 | 8,646 |
| 1109999999 | Subtotal - Bonds - Industrial and Miscellaneous (Unaffiliated) | | | | | | | |
| 2509999997 | Total - Bonds - Part 3 | | | | | | | |
| 2509999998 | Total - Bonds - Part 5 | | | | | | | |
| 2509999999 | Total - Bonds | | | | | | | |
| 4509999997 | Total - Preferred Stocks - Part 3 | | | | | | | |
| 4509999998 | Total - Preferred Stocks - Part 5 | | | | | | | |
| 4509999999 | Total - Preferred Stocks | | | | | | | |
| 808524-79-7 | SCHWAB STRATEGIC TR US DIV SCHWAB STRATEGIC TR US DIV | | 01/06/2022 | Strategas Securities, LLC | 10,683,000 | 868,648 | | 0 |
| 921946-40-6 | VANGUARD WHITEHALL FDS VANGUARD WHITEHALL FDS | | 01/06/2022 | Strategas Securities, LLC | 7,666,000 | 871,469 | | 0 |
| 5019999999 | Subtotal - Common Stocks - Industrial and Miscellaneous (Unaffiliated) Publicly Traded | | | | | | | |
| 5989999997 | Total - Common Stocks - Part 3 | | | | | | | |
| 5989999998 | Total - Common Stocks - Part 5 | | | | | | | |
| 5989999999 | Total - Common Stocks | | | | | | | |
| 5999999999 | Total - Preferred and Common Stocks | | | | | | | |
| 6009999999 | Totals | | | | | | | |

E 13

ANNUAL STATEMENT FOR THE YEAR 2022 OF THE Coventry Health Care of Kansas, Inc.

SCHEDULE D - PART 4

Showing All Long-Term Bonds and Stocks SOLD, REDEEMED or Otherwise DISPOSED OF During Current Year

| 1 | 2 | 3 | 4 | 5 | 6 | 7 | 8 | 9 | 10 | Change In Book/Adjusted Carrying Value | | | | | 16 | 17 | 18 | 19 | 20 | 21 | |
|--|--|---------|---------------|----------------------|---------------------------|---------------|-----------|-------------|--|---|--|---|--|--|--|--|----------------------------------|-------------------------------|---|----------------------------------|-----|
| | | | | | | | | | | 11 | 12 | 13 | 14 | 15 | | | | | | | |
| CUSIP Identification | Description | Foreign | Disposal Date | Name of Purchaser | Number of Shares of Stock | Consideration | Par Value | Actual Cost | Prior Year Book/ Adjusted Carrying Value | Unrealized Valuation Increase/ Decrease | Current Year's (Amortization)/ Accretion | Current Year's Other-Than-Temporary Impairment Recognized | Total Change in Book/ Adjusted Carrying Value (11+12-13) | Total Foreign Exchange Change in Book/ Adjusted Carrying Value | Book/ Adjusted Carrying Value at Disposal Date | Foreign Exchange Gain (Loss) on Disposal | Realized Gain (Loss) on Disposal | Total Gain (Loss) on Disposal | Bond Interest/ Stock Dividends Received During Year | Stated Contractual Maturity Date | |
| 3128MC-NE-1 | Freddie Mac POOL NO G13789 4.500% 04/01/25 | | 12/01/2022 | Paydown | | 15,891 | 15,891 | 16,644 | 16,046 | 0 | (155) | 0 | (155) | 0 | 15,891 | 0 | 0 | 0 | 373 | 04/01/2025 | |
| 3128MC-NF-8 | Freddie Mac POOL NO G13790 4.500% 04/01/25 | | 12/01/2022 | Paydown | | 9,862 | 9,862 | 10,321 | 9,957 | 0 | (95) | 0 | (95) | 0 | 9,862 | 0 | 0 | 0 | 219 | 04/01/2025 | |
| 0909999999. Subtotal - Bonds - U.S. Special Revenues | | | | | | 25,753 | 25,753 | 26,965 | 26,003 | 0 | (250) | 0 | (250) | 0 | 25,753 | 0 | 0 | 0 | 592 | XXX | |
| 02406P-BB-5 | AMERICAN AXLE & MFG SR UNSECURED 5.000% 10/01/29 | | 10/28/2022 | CANTOR FITZGERALD | | 402,499 | 500,000 | 379,916 | 485,170 | 0 | 2,249 | 106,502 | (104,253) | 0 | 380,916 | 0 | 21,583 | 21,583 | 29,996 | 10/01/2029 | |
| 12008R-AP-2 | BUILDERS FIRSTSOURCE INC SR UNSECURED 4.250% 02/01/32 | | 07/22/2022 | DEUTSCHE BANK | | 422,500 | 500,000 | 513,440 | 513,276 | 0 | (858) | 0 | (858) | 0 | 512,419 | 0 | (89,919) | (89,919) | 21,427 | 02/01/2032 | |
| 15033X-AQ-9 | CEDAR FUNDING LTD SERIES 19-10A CLASS DR 7.443% 10/20/32 | | 05/17/2022 | Baird (Robert W) | | 236,875 | 250,000 | 250,000 | 250,000 | 0 | 0 | 0 | 0 | 0 | 250,000 | 0 | (13,125) | (13,125) | 5,146 | 10/20/2032 | |
| 21036P-AL-2 | CONSTELLATION BRANDS INC SR UNSECURED 4.250% 05/01/23 | | 06/08/2022 | Call 101.5239 | | 126,905 | 125,000 | 126,406 | 125,272 | 0 | (88) | 0 | (88) | 0 | 125,185 | 0 | (185) | (185) | 5,107 | 05/01/2023 | |
| 55336V-AG-5 | MPLX LP SR UNSECURED 4.875% 12/01/24 NEUBERGER BERMAN CLO LTD SERIES 13-14A CLASS | | 04/25/2022 | SUNTRUST CAP MARKETS | | 204,692 | 200,000 | 162,411 | 183,742 | 0 | 1,615 | 0 | 1,615 | 0 | 185,357 | 0 | 19,335 | 19,335 | 3,954 | 12/01/2024 | |
| 64129J-BE-9 | AR2 5.404% 01/28/30 POLYONE CORP SR UNSECURED 5.250% 03/15/23 | | 02/17/2022 | WACHOVIA | | 499,290 | 500,000 | 500,150 | 500,147 | 0 | (2) | 0 | (2) | 0 | 500,145 | 0 | (855) | (855) | 1,944 | 01/28/2030 | |
| 73179P-AK-2 | ROCKFORD TOWER CLO LTD SERIES 21-1A CLASS C 6.243% 07/20/34 | | 11/02/2022 | Call 101.0000 | | 101,000 | 100,000 | 95,102 | 97,870 | 0 | 1,441 | 0 | 1,441 | 0 | 99,311 | 0 | 689 | 689 | 6,935 | 03/15/2023 | |
| 77341K-AG-6 | ROCKFORD TOWER CLO LTD SERIES 21-1A CLASS D 7.243% 07/20/34 | | 02/02/2022 | BANC AMERICA | | 500,680 | 500,000 | 500,205 | 501,785 | 0 | 625 | 0 | 625 | 0 | 502,410 | 0 | (1,730) | (1,730) | 3,193 | 07/20/2034 | |
| 77341K-AJ-0 | ROYAL BANK AND TRUST | | 02/02/2022 | Royal Bank and Trust | | 250,428 | 250,000 | 250,103 | 250,903 | 0 | 320 | 0 | 320 | 0 | 251,224 | 0 | (796) | (796) | 2,340 | 07/20/2034 | |
| 1109999999. Subtotal - Bonds - Industrial and Miscellaneous (Unaffiliated) | | | | | | 2,744,869 | 2,925,000 | 2,777,733 | 2,908,165 | 0 | 5,302 | 106,502 | (101,200) | 0 | 2,806,967 | 0 | (65,003) | (65,003) | 80,042 | XXX | |
| 2509999997. Total - Bonds - Part 4 | | | | | | 2,770,622 | 2,950,753 | 2,804,698 | 2,934,168 | 0 | 5,052 | 106,502 | (101,450) | 0 | 2,832,720 | 0 | (65,003) | (65,003) | 80,634 | XXX | |
| 2509999998. Total - Bonds - Part 5 | | | | | | 1,744,677 | 2,000,000 | 1,986,495 | 0 | 0 | 884 | 78,142 | (77,258) | 0 | 1,909,237 | 0 | (164,560) | (164,560) | 46,660 | XXX | |
| 2509999999. Total - Bonds | | | | | | 4,515,299 | 4,950,753 | 4,791,193 | 2,934,168 | 0 | 5,936 | 184,644 | (178,708) | 0 | 4,741,957 | 0 | (229,563) | (229,563) | 127,294 | XXX | |
| 4509999997. Total - Preferred Stocks - Part 4 | | | | | | 0 | XXX | 0 | 0 | 0 | 0 | 0 | 0 | 0 | 0 | 0 | 0 | 0 | 0 | 0 | XXX |
| 4509999998. Total - Preferred Stocks - Part 5 | | | | | | 0 | XXX | 0 | 0 | 0 | 0 | 0 | 0 | 0 | 0 | 0 | 0 | 0 | 0 | 0 | XXX |
| 4509999999. Total - Preferred Stocks | | | | | | 0 | XXX | 0 | 0 | 0 | 0 | 0 | 0 | 0 | 0 | 0 | 0 | 0 | 0 | 0 | XXX |
| 5989999997. Total - Common Stocks - Part 4 | | | | | | 0 | XXX | 0 | 0 | 0 | 0 | 0 | 0 | 0 | 0 | 0 | 0 | 0 | 0 | 0 | XXX |
| 5989999998. Total - Common Stocks - Part 5 | | | | | | 0 | XXX | 0 | 0 | 0 | 0 | 0 | 0 | 0 | 0 | 0 | 0 | 0 | 0 | 0 | XXX |
| 5989999999. Total - Common Stocks | | | | | | 0 | XXX | 0 | 0 | 0 | 0 | 0 | 0 | 0 | 0 | 0 | 0 | 0 | 0 | 0 | XXX |
| 5999999999. Total - Preferred and Common Stocks | | | | | | 0 | XXX | 0 | 0 | 0 | 0 | 0 | 0 | 0 | 0 | 0 | 0 | 0 | 0 | 0 | XXX |
| 6009999999 - Totals | | | | | | 4,515,299 | XXX | 4,791,193 | 2,934,168 | 0 | 5,936 | 184,644 | (178,708) | 0 | 4,741,957 | 0 | (229,563) | (229,563) | 127,294 | XXX | |

E14

ANNUAL STATEMENT FOR THE YEAR 2022 OF THE Coventry Health Care of Kansas, Inc.

SCHEDULE D - PART 5

Showing All Long-Term Bonds and Stocks ACQUIRED During Year and Fully DISPOSED OF During Current Year

| 1 CUSIP Identification | 2 Description | 3 For- eign | 4 Date Acquired | 5 Name of Vendor | 6 Disposal Date | 7 Name of Purchaser | 8 Par Value (Bonds) or Number of Shares (Stock) | 9 Actual Cost | 10 Consid- eration | 11 Book/ Adjusted Carrying Value at Disposal | Change in Book/Adjusted Carrying Value | | | | | 17 Foreign Exchange Gain (Loss) on Disposal | 18 Realized Gain (Loss) on Disposal | 19 Total Gain (Loss) on Disposal | 20 Interest and Dividends Received During Year | 21 Paid for Accrued Interest and Dividends | |
|--|---|-------------------|-----------------------|---------------------|-----------------------|-----------------------------------|---|------------------|--------------------------|---|--|--|---|---|---|--|---|---|--|---|---|
| | | | | | | | | | | | 12 Unrealized Valuation Increase/ (Decrease) | 13 Current Year's (Amort- ization)/ Accretion | 14 Current Year's Other- Than- Temporary Impairment Recognized | 15 Total Change in Book/ Adjusted Carrying Valu (12 + 13 - 14) | 16 Total Foreign Exchange Change in Book/ Adjusted Carrying Value | | | | | | |
| 043436-AW-4 | ASBURY AUTOMOTIVE GROUP SR UNSECURED 4.625% 11/15/29 | | 02/09/2022 | MORGAN STANLEY | 07/15/2022 | MarketAxess | 500,000 | 493,125 | 425,000 | 415,717 | 0 | 734 | 78,142 | (77,408) | 0 | 0 | 9,283 | 9,283 | 15,417 | 5,267 | |
| 163851-AH-1 | CHEMOURS CO SR UNSECURED 4.625% 11/15/29 | | 01/14/2022 | BOFA SECURITIES INC | 03/08/2022 | Credit Suisse Securities USA L | 500,000 | 495,000 | 437,500 | 495,074 | 0 | 74 | 0 | 74 | 0 | 0 | (57,574) | (57,574) | 7,387 | 4,111 | |
| 30303M-BB-1 | META PLATFORMS INC SR UNSECURED 3.500% 08/15/27 | | 08/04/2022 | MORGAN STANLEY | 12/28/2022 | Tax Free Exchange | 500,000 | 498,995 | 499,052 | 499,052 | 0 | 57 | 0 | 57 | 0 | 0 | 0 | 0 | 6,757 | 0 | |
| 071734-AP-2 | BAUSCH HEALTH COS INC SECURED 6.125% 02/01/27 | A | 01/28/2022 | BARCLAY INVESTMENTS | 08/30/2022 | Royal Bank and Trust | 500,000 | 499,375 | 383,125 | 499,394 | 0 | 19 | 0 | 19 | 0 | 0 | (116,269) | (116,269) | 17,099 | 0 | |
| 1109999999. Subtotal - Bonds - Industrial and Miscellaneous (Unaffiliated) | | | | | | | 2,000,000 | 1,986,495 | 1,744,677 | 1,909,237 | 0 | 884 | 78,142 | (77,258) | 0 | 0 | (164,560) | (164,560) | 46,660 | 9,378 | |
| 2509999998. Total - Bonds | | | | | | | 2,000,000 | 1,986,495 | 1,744,677 | 1,909,237 | 0 | 884 | 78,142 | (77,258) | 0 | 0 | (164,560) | (164,560) | 46,660 | 9,378 | |
| 4509999998. Total - Preferred Stocks | | | | | | | | 0 | 0 | 0 | 0 | 0 | 0 | 0 | 0 | 0 | 0 | 0 | 0 | 0 | 0 |
| 5989999998. Total - Common Stocks | | | | | | | | 0 | 0 | 0 | 0 | 0 | 0 | 0 | 0 | 0 | 0 | 0 | 0 | 0 | 0 |
| 5999999999. Total - Preferred and Common Stocks | | | | | | | | 0 | 0 | 0 | 0 | 0 | 0 | 0 | 0 | 0 | 0 | 0 | 0 | 0 | 0 |
| 6009999999 - Totals | | | | | | | | 1,986,495 | 1,744,677 | 1,909,237 | 0 | 884 | 78,142 | (77,258) | 0 | 0 | (164,560) | (164,560) | 46,660 | 9,378 | |

Schedule D-Part 6-Section 1-Valuation of Shares of Subsidiary, Controlled or Affiliated Companies

N O N E

Schedule D - Part 6 - Section 2

N O N E

Schedule DA - Part 1 - Short-Term Investments Owned

N O N E

Schedule DB - Part A - Section 1 - Options, Caps, Floors, Collars, Swaps and Forwards Open

N O N E

Schedule DB - Part A - Section 2 - Options, Caps, Floors, Collars, Swaps and Forwards Terminated

N O N E

Schedule DB - Part B - Section 1 - Futures Contracts Open

N O N E

Schedule DB - Part B - Section 1B - Brokers with whom cash deposits have been made

N O N E

Schedule DB - Part B - Section 2 - Futures Contracts Terminated

N O N E

Schedule DB - Part D - Section 1 - Counterparty Exposure for Derivative Instruments Open

N O N E

Schedule DB - Part D - Section 2 - Collateral for Derivative Instruments Open - Pledged By

N O N E

Schedule DB - Part D - Section 2 - Collateral for Derivative Instruments Open - Pledged To

N O N E

Schedule DB - Part E - Derivatives Hedging Variable Annuity Guarantees as of December 31 of
Current Year

N O N E

Schedule DL - Part 1 - Reinvested Collateral Assets Owned

N O N E

Schedule DL - Part 2 - Reinvested Collateral Assets Owned

N O N E

ANNUAL STATEMENT FOR THE YEAR 2022 OF THE Coventry Health Care of Kansas, Inc.

SCHEDULE E - PART 2 - CASH EQUIVALENTS

Show Investments Owned December 31 of Current Year

| 1 CUSIP | 2 Description | 3 Code | 4 Date Acquired | 5 Rate of Interest | 6 Maturity Date | 7 Book/Adjusted Carrying Value | 8 Amount of Interest Due and Accrued | 9 Amount Received During Year |
|-------------|---|-----------|--------------------|-----------------------|--------------------|-----------------------------------|---|----------------------------------|
| 0109999999 | Total - U.S. Government Bonds | | | | | 0 | 0 | 0 |
| 0309999999 | Total - All Other Government Bonds | | | | | 0 | 0 | 0 |
| 0509999999 | Total - U.S. States, Territories and Possessions Bonds | | | | | 0 | 0 | 0 |
| 0709999999 | Total - U.S. Political Subdivisions Bonds | | | | | 0 | 0 | 0 |
| 0909999999 | Total - U.S. Special Revenues Bonds | | | | | 0 | 0 | 0 |
| | AMCOR FINANCE (USA) INC CP 4(2) 144A | | 12/19/2022 | 4.800 | 01/17/2023 | 10,005,572 | 0 | 17,343 |
| | CONSOLIDATED EDISON CP 4(2) 144A | | 12/27/2022 | 4.670 | 01/30/2023 | 3,115,229 | 0 | 2,021 |
| | DTE ELECTRIC CO CP 3(A)3 | | 12/28/2022 | 4.650 | 01/25/2023 | 3,175,121 | 0 | 1,640 |
| | DOMINION ENERGY SOUTH CP 3 A 3 | | 12/15/2022 | 4.750 | 01/18/2023 | 2,993,256 | 0 | 6,714 |
| | HP ENTERPRISE CORP CP 4(2) 144A | | 12/15/2022 | 4.680 | 01/04/2023 | 3,242,732 | 0 | 7,166 |
| | SEMPRA ENERGY CP 4(2) 144A | | 12/21/2022 | 4.700 | 01/06/2023 | 730,522 | 0 | 1,049 |
| | WALGREENS BOOT ALLIANCE CP 4(2) | | 12/15/2022 | 4.750 | 01/11/2023 | 2,996,033 | 0 | 6,720 |
| | WILLIAMS COMPANIES INC CP 4(2) | | 12/21/2022 | 4.750 | 01/10/2023 | 1,597,098 | 0 | 2,318 |
| 1019999999 | Subtotal - Bonds - Industrial and Miscellaneous (Unaffiliated) - Issuer Obligations | | | | | 27,855,563 | 0 | 44,971 |
| 1109999999 | Total - Industrial and Miscellaneous (Unaffiliated) Bonds | | | | | 27,855,563 | 0 | 44,971 |
| 1309999999 | Total - Hybrid Securities | | | | | 0 | 0 | 0 |
| 1509999999 | Total - Parent, Subsidiaries and Affiliates Bonds | | | | | 0 | 0 | 0 |
| 1909999999 | Subtotal - Unaffiliated Bank Loans | | | | | 0 | 0 | 0 |
| 2419999999 | Total - Issuer Obligations | | | | | 27,855,563 | 0 | 44,971 |
| 2429999999 | Total - Residential Mortgage-Backed Securities | | | | | 0 | 0 | 0 |
| 2439999999 | Total - Commercial Mortgage-Backed Securities | | | | | 0 | 0 | 0 |
| 2449999999 | Total - Other Loan-Backed and Structured Securities | | | | | 0 | 0 | 0 |
| 2459999999 | Total - SVO Identified Funds | | | | | 0 | 0 | 0 |
| 2469999999 | Total - Affiliated Bank Loans | | | | | 0 | 0 | 0 |
| 2479999999 | Total - Unaffiliated Bank Loans | | | | | 0 | 0 | 0 |
| 2509999999 | Total Bonds | | | | | 27,855,563 | 0 | 44,971 |
| 60934N-50-0 | FEDERATED INVESTORS INC TREASURY OBLIGATION FUND | | 12/22/2022 | 0.000 | | 235 | 14 | 19 |
| 8209999999 | Subtotal - Exempt Money Market Mutual Funds - as Identified by the SVO | | | | | 235 | 14 | 19 |
| 8609999999 | Total Cash Equivalents | | | | | 27,855,798 | 14 | 44,990 |

1. Line Book/Adjusted Carrying Value by NAIC Designation Category Footnote:
 Number
 1A 1A ..\$27,855,563 1B ..\$0 1C ..\$0 1D ..\$0 1E ..\$0 1F ..\$0 1G ..\$0
 1B 2A ..\$0 2B ..\$0 2C ..\$0
 1C 3A ..\$0 3B ..\$0 3C ..\$0
 1D 4A ..\$0 4B ..\$0 4C ..\$0
 1E 5A ..\$0 5B ..\$0 5C ..\$0
 1F 6 ..\$0

E28

SCHEDULE E - PART 3 - SPECIAL DEPOSITS

| States, Etc. | 1 Type of Deposit | 2 Purpose of Deposit | Deposits For the Benefit of All Policyholders | | All Other Special Deposits | |
|---|----------------------|--------------------------------------|---|-----------------|-----------------------------------|-----------------|
| | | | 3 Book/Adjusted Carrying Value | 4 Fair Value | 5 Book/Adjusted Carrying Value | 6 Fair Value |
| 1. Alabama | AL | | 0 | 0 | 0 | 0 |
| 2. Alaska | AK | | 0 | 0 | 0 | 0 |
| 3. Arizona | AZ | | 0 | 0 | 0 | 0 |
| 4. Arkansas | AR | B..... Fbo all policy holders-st req | 315,175 | 311,616 | 0 | 0 |
| 5. California | CA | | 0 | 0 | 0 | 0 |
| 6. Colorado | CO | | 0 | 0 | 0 | 0 |
| 7. Connecticut | CT | | 0 | 0 | 0 | 0 |
| 8. Delaware | DE | | 0 | 0 | 0 | 0 |
| 9. District of Columbia | DC | | 0 | 0 | 0 | 0 |
| 10. Florida | FL | | 0 | 0 | 0 | 0 |
| 11. Georgia | GA | | 0 | 0 | 0 | 0 |
| 12. Hawaii | HI | | 0 | 0 | 0 | 0 |
| 13. Idaho | ID | | 0 | 0 | 0 | 0 |
| 14. Illinois | IL | | 0 | 0 | 0 | 0 |
| 15. Indiana | IN | | 0 | 0 | 0 | 0 |
| 16. Iowa | IA | | 0 | 0 | 0 | 0 |
| 17. Kansas | KS | | 0 | 0 | 0 | 0 |
| 18. Kentucky | KY | | 0 | 0 | 0 | 0 |
| 19. Louisiana | LA | | 0 | 0 | 0 | 0 |
| 20. Maine | ME | | 0 | 0 | 0 | 0 |
| 21. Maryland | MD | | 0 | 0 | 0 | 0 |
| 22. Massachusetts | MA | | 0 | 0 | 0 | 0 |
| 23. Michigan | MI | | 0 | 0 | 0 | 0 |
| 24. Minnesota | MN | | 0 | 0 | 0 | 0 |
| 25. Mississippi | MS | | 0 | 0 | 0 | 0 |
| 26. Missouri | MO | B..... Fbo all policy holders-st req | 940,523 | 929,902 | 0 | 0 |
| 27. Montana | MT | | 0 | 0 | 0 | 0 |
| 28. Nebraska | NE | | 0 | 0 | 0 | 0 |
| 29. Nevada | NV | | 0 | 0 | 0 | 0 |
| 30. New Hampshire | NH | | 0 | 0 | 0 | 0 |
| 31. New Jersey | NJ | | 0 | 0 | 0 | 0 |
| 32. New Mexico | NM | | 0 | 0 | 0 | 0 |
| 33. New York | NY | | 0 | 0 | 0 | 0 |
| 34. North Carolina | NC | | 0 | 0 | 0 | 0 |
| 35. North Dakota | ND | | 0 | 0 | 0 | 0 |
| 36. Ohio | OH | | 0 | 0 | 0 | 0 |
| 37. Oklahoma | OK | B..... Fbo all policy holders-st req | 555,309 | 549,038 | 0 | 0 |
| 38. Oregon | OR | | 0 | 0 | 0 | 0 |
| 39. Pennsylvania | PA | | 0 | 0 | 0 | 0 |
| 40. Rhode Island | RI | | 0 | 0 | 0 | 0 |
| 41. South Carolina | SC | | 0 | 0 | 0 | 0 |
| 42. South Dakota | SD | | 0 | 0 | 0 | 0 |
| 43. Tennessee | TN | | 0 | 0 | 0 | 0 |
| 44. Texas | TX | | 0 | 0 | 0 | 0 |
| 45. Utah | UT | | 0 | 0 | 0 | 0 |
| 46. Vermont | VT | | 0 | 0 | 0 | 0 |
| 47. Virginia | VA | | 0 | 0 | 0 | 0 |
| 48. Washington | WA | | 0 | 0 | 0 | 0 |
| 49. West Virginia | WV | | 0 | 0 | 0 | 0 |
| 50. Wisconsin | WI | | 0 | 0 | 0 | 0 |
| 51. Wyoming | WY | | 0 | 0 | 0 | 0 |
| 52. American Samoa | AS | | 0 | 0 | 0 | 0 |
| 53. Guam | GU | | 0 | 0 | 0 | 0 |
| 54. Puerto Rico | PR | | 0 | 0 | 0 | 0 |
| 55. U.S. Virgin Islands | VI | | 0 | 0 | 0 | 0 |
| 56. Northern Mariana Islands | MP | | 0 | 0 | 0 | 0 |
| 57. Canada | CAN | | 0 | 0 | 0 | 0 |
| 58. Aggregate Alien and Other | OT | XXX | 0 | 0 | 0 | 0 |
| 59. Subtotal | XXX | XXX | 1,811,007 | 1,790,556 | 0 | 0 |
| DETAILS OF WRITE-INS | | | | | | |
| 5801. | | | | | | |
| 5802. | | | | | | |
| 5803. | | | | | | |
| 5898. Summary of remaining write-ins for Line 58 from overflow page | XXX | XXX | 0 | 0 | 0 | 0 |
| 5899. Totals (Lines 5801 thru 5803 plus 5898)(Line 58 above) | XXX | XXX | 0 | 0 | 0 | 0 |