



HEALTH ANNUAL STATEMENT

AS OF DECEMBER 31, 2020
OF THE CONDITION AND AFFAIRS OF THE

Coventry Health Care of Kansas, Inc.

NAIC Group Code 0001 0001 NAIC Company Code 95489 Employer's ID Number 48-0840330
(Current) (Prior)

Organized under the Laws of Kansas State of Domicile or Port of Entry KS

Country of Domicile United States of America

Licensed as business type: Health Maintenance Organization

Is HMO Federally Qualified? Yes [] No [X]

Incorporated/Organized 01/02/1976 Commenced Business 10/01/1981

Statutory Home Office 8535 E. 21st Street N Wichita, KS, US 67206
(Street and Number) (City or Town, State, Country and Zip Code)

Main Administrative Office 9401 Indian Creek Parkway, Ste. 1300
(Street and Number)

Overland Park, KS, US 66210 913-202-5400
(City or Town, State, Country and Zip Code) (Area Code) (Telephone Number)

Mail Address 9401 Indian Creek Parkway, Ste. 1300 Overland Park, KS, US 66210
(Street and Number or P.O. Box) (City or Town, State, Country and Zip Code)

Primary Location of Books and Records 9401 Indian Creek Parkway, Ste. 1300
(Street and Number)

Overland Park, KS, US 66210 913-202-5400
(City or Town, State, Country and Zip Code) (Area Code) (Telephone Number)

Internet Website Address www.aetna.com

Statutory Statement Contact Kim E. Roth 215-775-6508
(Name) (Area Code) (Telephone Number)

StatutoryReporting@aetna.com 860-262-7767
(E-mail Address) (FAX Number)

OFFICERS

President James Benjamin Boyman # Vice President and Treasurer Tracy Louise Smith
 Vice President and Secretary Edward Chung-I Lee


OTHER


Kevin James Casey, Senior Investment Officer Peter Keller, Assistant Controller Bryan James Lane, Assistant Controller
Whitney Dorothy Lavoie, Assistant Controller # Robert Joseph Parslow, Corporate Controller Davin Henry Reinecke, Chief Financial Officer


DIRECTORS OR TRUSTEES

James Benjamin Boyman # Gregory Stephen Martino Cathleen Sue Tinker

The officers of this reporting entity being duly sworn, each depose and say that they are the described officers of said reporting entity, and that on the reporting period stated above, all of the herein described assets were the absolute property of the said reporting entity, free and clear from any liens or claims thereon, except as herein stated, and that this statement, together with related exhibits, schedules and explanations therein contained, annexed or referred to, is a full and true statement of all the assets and liabilities and of the condition and affairs of the said reporting entity as of the reporting period stated above, and of its income and deductions therefrom for the period ended, and have been completed in accordance with the NAIC Annual Statement Instructions and Accounting Practices and Procedures manual except to the extent that: (1) state law may differ; or, (2) that state rules or regulations require differences in reporting not related to accounting practices and procedures, according to the best of their information, knowledge and belief, respectively. Furthermore, the scope of this attestation by the described officers also includes the related corresponding electronic filing with the NAIC, when required, that is an exact copy (except for formatting differences due to electronic filing) of the enclosed statement. The electronic filing may be requested by various regulators in lieu of or in addition to the enclosed statement.


 James Benjamin Boyman
 President


 Edward Chung-I Lee
 Vice President and Secretary


 Tracy Louise Smith
 Vice President and Treasurer

State of..... Missouri
 County of..... St. Charles


State of..... Connecticut
 County of..... Hartford


State of..... Rhode Island
 County of..... Providence

Subscribed and sworn to before me this
2nd day of Feb, 2021


Subscribed and sworn to before me this
9th day of February, 2021

Subscribed and sworn to before me this
 _____ day of _____, 2021


 NOTARY PUBLIC (Seal)


 NOTARY PUBLIC (Seal)

 NOTARY PUBLIC (Seal)



- a. Is this an original filing? Yes [X] No []
 b. If no,
 1. State the amendment number.....
 2. Date filed
 3. Number of pages attached.....



HEALTH ANNUAL STATEMENT

AS OF DECEMBER 31, 2020
OF THE CONDITION AND AFFAIRS OF THE

Coventry Health Care of Kansas, Inc.

NAIC Group Code 0001 0001 NAIC Company Code 95489 Employer's ID Number 48-0840330
(Current) (Prior)

Organized under the Laws of Kansas State of Domicile or Port of Entry KS

Country of Domicile United States of America

Licensed as business type: Health Maintenance Organization

Is HMO Federally Qualified? Yes [] No [X]

Incorporated/Organized 01/02/1976 Commenced Business 10/01/1981

Statutory Home Office 8535 E. 21st Street N Wichita, KS, US 67206
(Street and Number) (City or Town, State, Country and Zip Code)

Main Administrative Office 9401 Indian Creek Parkway, Ste. 1300
(Street and Number)

Overland Park, KS, US 66210 913-202-5400
(City or Town, State, Country and Zip Code) (Area Code) (Telephone Number)

Mail Address 9401 Indian Creek Parkway, Ste. 1300 Overland Park, KS, US 66210
(Street and Number or P.O. Box) (City or Town, State, Country and Zip Code)

Primary Location of Books and Records 9401 Indian Creek Parkway, Ste. 1300
(Street and Number)

Overland Park, KS, US 66210 913-202-5400
(City or Town, State, Country and Zip Code) (Area Code) (Telephone Number)

Internet Website Address www.aetna.com

Statutory Statement Contact Kim E. Roth 215-775-6508
(Name) (Area Code) (Telephone Number)

StatutoryReporting@aetna.com 860-262-7767
(E-mail Address) (FAX Number)

OFFICERS

President James Benjamin Boyman # Vice President and Treasurer Tracy Louise Smith
 Vice President and Secretary Edward Chung-I Lee

OTHER

Kevin James Casey, Senior Investment Officer Peter Keller, Assistant Controller Bryan James Lane, Assistant Controller
Whitney Dorothy Lavoie, Assistant Controller # Robert Joseph Parslow, Corporate Controller Davin Henry Reinecke, Chief Financial Officer

DIRECTORS OR TRUSTEES

James Benjamin Boyman # Gregory Stephen Martino Cathleen Sue Tinker

The officers of this reporting entity being duly sworn, each depose and say that they are the described officers of said reporting entity, and that on the reporting period stated above, all of the herein described assets were the absolute property of the said reporting entity, free and clear from any liens or claims thereon, except as herein stated, and that this statement, together with related exhibits, schedules and explanations therein contained, annexed or referred to, is a full and true statement of all the assets and liabilities and of the condition and affairs of the said reporting entity as of the reporting period stated above, and of its income and deductions therefrom for the period ended, and have been completed in accordance with the NAIC Annual Statement Instructions and Accounting Practices and Procedures manual except to the extent that: (1) state law may differ; or, (2) that state rules or regulations require differences in reporting not related to accounting practices and procedures, according to the best of their information, knowledge and belief, respectively. Furthermore, the scope of this attestation by the described officers also includes the related corresponding electronic filing with the NAIC, when required, that is an exact copy (except for formatting differences due to electronic filing) of the enclosed statement. The electronic filing may be requested by various regulators in lieu of or in addition to the enclosed statement.

James Benjamin Boyman
President

Edward Chung-I Lee
Vice President and Secretary

Tracy Louise Smith
Vice President and Treasurer

State of..... Missouri
County of..... St. Charles

State of..... Connecticut
County of..... Hartford

State of..... Rhode Island
County of..... Providence

Subscribed and sworn to before me this
____ day of _____, 2021


Subscribed and sworn to before me this
____ day of _____, 2021

Subscribed and sworn to before me this
01st day of January, 2021

NOTARY PUBLIC (Seal)

NOTARY PUBLIC (Seal)

NOTARY PUBLIC (Seal)



- a. Is this an original filing? Yes [X] No []
 b. If no,
 1. State the amendment number.....
 2. Date filed
 3. Number of pages attached.....

SUMMARY INVESTMENT SCHEDULE

Investment Categories	Gross Investment Holdings		Admitted Assets as Reported in the Annual Statement			
	1 Amount	2 Percentage of Column 1 Line 13	3 Amount	4 Securities Lending Reinvested Collateral Amount	5 Total (Col. 3 + 4) Amount	6 Percentage of Column 5 Line 13
1. Long-Term Bonds (Schedule D, Part 1):						
1.01 U.S. governments	6,797,736	18.429	6,797,736	0	6,797,736	18.429
1.02 All other governments	0	0.000	0	0	0	0.000
1.03 U.S. states, territories and possessions, etc. guaranteed	0	0.000	0	0	0	0.000
1.04 U.S. political subdivisions of states, territories, and possessions, guaranteed	0	0.000	0	0	0	0.000
1.05 U.S. special revenue and special assessment obligations, etc. non-guaranteed	2,250,084	6.100	2,250,084	0	2,250,084	6.100
1.06 Industrial and miscellaneous	3,019,566	8.186	3,019,566	0	3,019,566	8.186
1.07 Hybrid securities	0	0.000	0	0	0	0.000
1.08 Parent, subsidiaries and affiliates	0	0.000	0	0	0	0.000
1.09 SVO identified funds	0	0.000	0	0	0	0.000
1.10 Unaffiliated Bank loans	0	0.000	0	0	0	0.000
1.11 Total long-term bonds	12,067,386	32.715	12,067,386	0	12,067,386	32.715
2. Preferred stocks (Schedule D, Part 2, Section 1):						
2.01 Industrial and miscellaneous (Unaffiliated)	0	0.000	0	0	0	0.000
2.02 Parent, subsidiaries and affiliates	0	0.000	0	0	0	0.000
2.03 Total preferred stocks	0	0.000	0	0	0	0.000
3. Common stocks (Schedule D, Part 2, Section 2):						
3.01 Industrial and miscellaneous Publicly traded (Unaffiliated)	0	0.000	0	0	0	0.000
3.02 Industrial and miscellaneous Other (Unaffiliated)	0	0.000	0	0	0	0.000
3.03 Parent, subsidiaries and affiliates Publicly traded	0	0.000	0	0	0	0.000
3.04 Parent, subsidiaries and affiliates Other	0	0.000	0	0	0	0.000
3.05 Mutual funds	0	0.000	0	0	0	0.000
3.06 Unit investment trusts	0	0.000	0	0	0	0.000
3.07 Closed-end funds	0	0.000	0	0	0	0.000
3.08 Total common stocks	0	0.000	0	0	0	0.000
4. Mortgage loans (Schedule B):						
4.01 Farm mortgages	0	0.000	0	0	0	0.000
4.02 Residential mortgages	0	0.000	0	0	0	0.000
4.03 Commercial mortgages	0	0.000	0	0	0	0.000
4.04 Mezzanine real estate loans	0	0.000	0	0	0	0.000
4.05 Total valuation allowance	0	0.000	0	0	0	0.000
4.06 Total mortgage loans	0	0.000	0	0	0	0.000
5. Real estate (Schedule A):						
5.01 Properties occupied by company	0	0.000	0	0	0	0.000
5.02 Properties held for production of income	0	0.000	0	0	0	0.000
5.03 Properties held for sale	0	0.000	0	0	0	0.000
5.04 Total real estate	0	0.000	0	0	0	0.000
6. Cash, cash equivalents and short-term investments:						
6.01 Cash (Schedule E, Part 1)	16,309,983	44.217	16,309,983	0	16,309,983	44.217
6.02 Cash equivalents (Schedule E, Part 2)	8,508,627	23.067	8,508,627	0	8,508,627	23.067
6.03 Short-term investments (Schedule DA)	0	0.000	0	0	0	0.000
6.04 Total cash, cash equivalents and short-term investments	24,818,610	67.285	24,818,610	0	24,818,610	67.285
7. Contract loans	0	0.000	0	0	0	0.000
8. Derivatives (Schedule DB)	0	0.000	0	0	0	0.000
9. Other invested assets (Schedule BA)	0	0.000	0	0	0	0.000
10. Receivables for securities	0	0.000	0	0	0	0.000
11. Securities Lending (Schedule DL, Part 1)	0	0.000	0	XXX	XXX	XXX
12. Other invested assets (Page 2, Line 11)	0	0.000	0	0	0	0.000
13. Total invested assets	36,885,996	100.000	36,885,996	0	36,885,996	100.000

Schedule A - Verification - Real Estate

N O N E

Schedule B - Verification - Mortgage Loans

N O N E

SCHEDULE BA - VERIFICATION BETWEEN YEARS

Other Long-Term Invested Assets

1.	Book/adjusted carrying value, December 31 of prior year	
2.	Cost of acquired:	
2.1	Actual cost at time of acquisition (Part 2, Column 8)	
2.2	Additional investment made after acquisition (Part 2, Column 9)	
3.	Capitalized deferred interest and other:	
3.1	Totals, Part 1, Column 16	
3.2	Totals, Part 3, Column 12	
4.	Accrual of discount	
5.	Unrealized valuation increase (decrease):	
5.1	Totals, Part 1, Column 13	
5.2	Totals, Part 3, Column 9	
6.	Total gain (loss) on disposals, Part 3, Column 19	
7.	Deduct amounts received on disposals, Part 3, Column 16	
8.	Deduct amortization of premium and depreciation	
9.	Total foreign exchange change in book/adjusted carrying value:	
9.1	Totals, Part 1, Column 17	
9.2	Totals, Part 3, Column 14	
10.	Deduct current year's other than temporary impairment recognized:	
10.1	Totals, Part 1, Column 15	
10.2	Totals, Part 3, Column 11	
11.	Book/adjusted carrying value at end of current period (Lines 1+2+3+4+5+6-7-8+9-10)	
12.	Deduct total nonadmitted amounts	
13.	Statement value at end of current period (Line 11 minus Line 12)	

NONE

SCHEDULE D - VERIFICATION BETWEEN YEARS

Bonds and Stocks

1.	Book/adjusted carrying value, December 31 of prior year	10,401,827
2.	Cost of bonds and stocks acquired, Part 3, Column 7	7,418,028
3.	Accrual of discount	76,987
4.	Unrealized valuation increase (decrease):	
4.1.	Part 1, Column 12	0
4.2.	Part 2, Section 1, Column 15	0
4.3.	Part 2, Section 2, Column 13	0
4.4.	Part 4, Column 11	7,568
5.	Total gain (loss) on disposals, Part 4, Column 19	(76,110)
6.	Deduction consideration for bonds and stocks disposed of, Part 4, Column 7	5,570,168
7.	Deduct amortization of premium	55,943
8.	Total foreign exchange change in book/adjusted carrying value:	
8.1.	Part 1, Column 15	0
8.2.	Part 2, Section 1, Column 19	0
8.3.	Part 2, Section 2, Column 16	0
8.4.	Part 4, Column 15	0
9.	Deduct current year's other than temporary impairment recognized:	
9.1.	Part 1, Column 14	180,831
9.2.	Part 2, Section 1, Column 17	0
9.3.	Part 2, Section 2, Column 14	0
9.4.	Part 4, Column 13	0
10.	Total investment income recognized as a result of prepayment penalties and/or acceleration fees, Note 5Q, Line 2	46,028
11.	Book/adjusted carrying value at end of current period (Lines 1+2+3+4+5-6-7+8-9+10)	12,067,386
12.	Deduct total nonadmitted amounts	0
13.	Statement value at end of current period (Line 11 minus Line 12)	12,067,386

SCHEDULE D - SUMMARY BY COUNTRY

Long-Term Bonds and Stocks OWNED December 31 of Current Year

		1 Book/Adjusted Carrying Value	2 Fair Value	3 Actual Cost	4 Par Value of Bonds
BONDS	Description				
Governments (Including all obligations guaranteed by governments)	1. United States	6,797,736	6,861,395	6,800,341	6,810,000
	2. Canada	0	0	0	0
	3. Other Countries	0	0	0	0
	4. Totals	6,797,736	6,861,395	6,800,341	6,810,000
U.S. States, Territories and Possessions (Direct and guaranteed)	5. Totals	0	0	0	0
U.S. Political Subdivisions of States, Territories and Possessions (Direct and guaranteed)	6. Totals	0	0	0	0
U.S. Special Revenue and Special Assessment Obligations and all Non-Guaranteed Obligations of Agencies and Authorities of Governments and their Political Subdivisions	7. Totals	2,250,084	2,445,472	2,298,428	2,026,456
Industrial and Miscellaneous, SVO Identified Funds, Unaffiliated Bank Loans and Hybrid Securities (unaffiliated)	8. United States	2,439,176	2,608,426	2,389,638	2,475,000
	9. Canada	366,453	509,007	319,388	500,000
	10. Other Countries	213,937	278,521	209,427	250,000
	11. Totals	3,019,566	3,395,954	2,918,453	3,225,000
Parent, Subsidiaries and Affiliates	12. Totals	0	0	0	0
	13. Total Bonds	12,067,386	12,702,821	12,017,222	12,061,456
PREFERRED STOCKS					
Industrial and Miscellaneous (unaffiliated)	14. United States	0	0	0	
	15. Canada	0	0	0	
	16. Other Countries	0	0	0	
	17. Totals	0	0	0	
Parent, Subsidiaries and Affiliates	18. Totals	0	0	0	
	19. Total Preferred Stocks	0	0	0	
COMMON STOCKS					
Industrial and Miscellaneous (unaffiliated)	20. United States	0	0	0	
	21. Canada	0	0	0	
	22. Other Countries	0	0	0	
	23. Totals	0	0	0	
Parent, Subsidiaries and Affiliates	24. Totals	0	0	0	
	25. Total Common Stocks	0	0	0	
	26. Total Stocks	0	0	0	
	27. Total Bonds and Stocks	12,067,386	12,702,821	12,017,222	

ANNUAL STATEMENT FOR THE YEAR 2020 OF THE Coventry Health Care of Kansas, Inc.

SCHEDULE D - PART 1A - SECTION 1

Quality and Maturity Distribution of All Bonds Owned December 31, at Book/Adjusted Carrying Values by Major Types of Issues and NAIC Designations

NAIC Designation	1 1 Year or Less	2 Over 1 Year Through 5 Years	3 Over 5 Years Through 10 Years	4 Over 10 Years Through 20 Years	5 Over 20 Years	6 No Maturity Date	7 Total Current Year	8 Col. 7 as a % of Line 11.7	9 Total from Col. 7 Prior Year	10 % From Col. 8 Prior Year	11 Total Publicly Traded	12 Total Privately Placed (a)
1. U.S. Governments												
1.1 NAIC 1	0	6,797,736	0	0	0	XXX	6,797,736	33.0	1,809,902	15.0	6,797,736	0
1.2 NAIC 2	0	0	0	0	0	XXX	0	0.0	0	0.0	0	0
1.3 NAIC 3	0	0	0	0	0	XXX	0	0.0	0	0.0	0	0
1.4 NAIC 4	0	0	0	0	0	XXX	0	0.0	0	0.0	0	0
1.5 NAIC 5	0	0	0	0	0	XXX	0	0.0	0	0.0	0	0
1.6 NAIC 6	0	0	0	0	0	XXX	0	0.0	0	0.0	0	0
1.7 Totals	0	6,797,736	0	0	0	XXX	6,797,736	33.0	1,809,902	15.0	6,797,736	0
2. All Other Governments												
2.1 NAIC 1	0	0	0	0	0	XXX	0	0.0	0	0.0	0	0
2.2 NAIC 2	0	0	0	0	0	XXX	0	0.0	0	0.0	0	0
2.3 NAIC 3	0	0	0	0	0	XXX	0	0.0	0	0.0	0	0
2.4 NAIC 4	0	0	0	0	0	XXX	0	0.0	0	0.0	0	0
2.5 NAIC 5	0	0	0	0	0	XXX	0	0.0	0	0.0	0	0
2.6 NAIC 6	0	0	0	0	0	XXX	0	0.0	0	0.0	0	0
2.7 Totals	0	0	0	0	0	XXX	0	0.0	0	0.0	0	0
3. U.S. States, Territories and Possessions etc., Guaranteed												
3.1 NAIC 1	0	0	0	0	0	XXX	0	0.0	0	0.0	0	0
3.2 NAIC 2	0	0	0	0	0	XXX	0	0.0	0	0.0	0	0
3.3 NAIC 3	0	0	0	0	0	XXX	0	0.0	0	0.0	0	0
3.4 NAIC 4	0	0	0	0	0	XXX	0	0.0	0	0.0	0	0
3.5 NAIC 5	0	0	0	0	0	XXX	0	0.0	0	0.0	0	0
3.6 NAIC 6	0	0	0	0	0	XXX	0	0.0	0	0.0	0	0
3.7 Totals	0	0	0	0	0	XXX	0	0.0	0	0.0	0	0
4. U.S. Political Subdivisions of States, Territories and Possessions, Guaranteed												
4.1 NAIC 1	0	0	0	0	0	XXX	0	0.0	0	0.0	0	0
4.2 NAIC 2	0	0	0	0	0	XXX	0	0.0	0	0.0	0	0
4.3 NAIC 3	0	0	0	0	0	XXX	0	0.0	0	0.0	0	0
4.4 NAIC 4	0	0	0	0	0	XXX	0	0.0	0	0.0	0	0
4.5 NAIC 5	0	0	0	0	0	XXX	0	0.0	0	0.0	0	0
4.6 NAIC 6	0	0	0	0	0	XXX	0	0.0	0	0.0	0	0
4.7 Totals	0	0	0	0	0	XXX	0	0.0	0	0.0	0	0
5. U.S. Special Revenue & Special Assessment Obligations, etc., Non-Guaranteed												
5.1 NAIC 1	18,605	68,979	2,162,500	0	0	XXX	2,250,084	10.9	2,325,120	19.2	2,250,084	0
5.2 NAIC 2	0	0	0	0	0	XXX	0	0.0	0	0.0	0	0
5.3 NAIC 3	0	0	0	0	0	XXX	0	0.0	1,159,422	9.6	0	0
5.4 NAIC 4	0	0	0	0	0	XXX	0	0.0	0	0.0	0	0
5.5 NAIC 5	0	0	0	0	0	XXX	0	0.0	0	0.0	0	0
5.6 NAIC 6	0	0	0	0	0	XXX	0	0.0	0	0.0	0	0
5.7 Totals	18,605	68,979	2,162,500	0	0	XXX	2,250,084	10.9	3,484,542	28.8	2,250,084	0

ANNUAL STATEMENT FOR THE YEAR 2020 OF THE Coventry Health Care of Kansas, Inc.

SCHEDULE D - PART 1A - SECTION 1 (Continued)

Quality and Maturity Distribution of All Bonds Owned December 31, at Book/Adjusted Carrying Values by Major Types of Issues and NAIC Designations

NAIC Designation	1 1 Year or Less	2 Over 1 Year Through 5 Years	3 Over 5 Years Through 10 Years	4 Over 10 Years Through 20 Years	5 Over 20 Years	6 No Maturity Date	7 Total Current Year	8 Col. 7 as a % of Line 11.7	9 Total from Col. 7 Prior Year	10 % From Col. 8 Prior Year	11 Total Publicly Traded	12 Total Privately Placed (a)
6. Industrial & Miscellaneous (Unaffiliated)												
6.1 NAIC 1	9,503,353	0	0	0	0	XXX	9,503,353	46.2	3,173,486	26.3	1,128,418	8,374,935
6.2 NAIC 2	0	518,388	0	0	0	XXX	518,388	2.5	1,946,531	16.1	518,388	0
6.3 NAIC 3	0	1,505,756	0	0	0	XXX	1,505,756	7.3	1,421,828	11.8	1,505,756	0
6.4 NAIC 4	0	0	0	0	0	XXX	0	0.0	251,102	2.1	0	0
6.5 NAIC 5	0	0	0	0	0	XXX	0	0.0	0	0.0	0	0
6.6 NAIC 6	0	0	0	0	0	XXX	0	0.0	0	0.0	0	0
6.7 Totals	9,503,353	2,024,144	0	0	0	XXX	11,527,497	56.0	6,792,947	56.2	3,152,562	8,374,935
7. Hybrid Securities												
7.1 NAIC 1	0	0	0	0	0	XXX	0	0.0	0	0.0	0	0
7.2 NAIC 2	0	0	0	0	0	XXX	0	0.0	0	0.0	0	0
7.3 NAIC 3	0	0	0	0	0	XXX	0	0.0	0	0.0	0	0
7.4 NAIC 4	0	0	0	0	0	XXX	0	0.0	0	0.0	0	0
7.5 NAIC 5	0	0	0	0	0	XXX	0	0.0	0	0.0	0	0
7.6 NAIC 6	0	0	0	0	0	XXX	0	0.0	0	0.0	0	0
7.7 Totals	0	0	0	0	0	XXX	0	0.0	0	0.0	0	0
8. Parent, Subsidiaries and Affiliates												
8.1 NAIC 1	0	0	0	0	0	XXX	0	0.0	0	0.0	0	0
8.2 NAIC 2	0	0	0	0	0	XXX	0	0.0	0	0.0	0	0
8.3 NAIC 3	0	0	0	0	0	XXX	0	0.0	0	0.0	0	0
8.4 NAIC 4	0	0	0	0	0	XXX	0	0.0	0	0.0	0	0
8.5 NAIC 5	0	0	0	0	0	XXX	0	0.0	0	0.0	0	0
8.6 NAIC 6	0	0	0	0	0	XXX	0	0.0	0	0.0	0	0
8.7 Totals	0	0	0	0	0	XXX	0	0.0	0	0.0	0	0
9. SVO Identified Funds												
9.1 NAIC 1	XXX	XXX	XXX	XXX	XXX	0	0	0.0	0	0.0	0	0
9.2 NAIC 2	XXX	XXX	XXX	XXX	XXX	0	0	0.0	0	0.0	0	0
9.3 NAIC 3	XXX	XXX	XXX	XXX	XXX	0	0	0.0	0	0.0	0	0
9.4 NAIC 4	XXX	XXX	XXX	XXX	XXX	0	0	0.0	0	0.0	0	0
9.5 NAIC 5	XXX	XXX	XXX	XXX	XXX	0	0	0.0	0	0.0	0	0
9.6 NAIC 6	XXX	XXX	XXX	XXX	XXX	0	0	0.0	0	0.0	0	0
9.7 Totals	XXX	XXX	XXX	XXX	XXX	0	0	0.0	0	0.0	0	0
10. Unaffiliated Bank Loans												
10.1 NAIC 1	0	0	0	0	0	XXX	0	0.0	0	0.0	0	0
10.2 NAIC 2	0	0	0	0	0	XXX	0	0.0	0	0.0	0	0
10.3 NAIC 3	0	0	0	0	0	XXX	0	0.0	0	0.0	0	0
10.4 NAIC 4	0	0	0	0	0	XXX	0	0.0	0	0.0	0	0
10.5 NAIC 5	0	0	0	0	0	XXX	0	0.0	0	0.0	0	0
10.6 NAIC 6	0	0	0	0	0	XXX	0	0.0	0	0.0	0	0
10.7 Totals	0	0	0	0	0	XXX	0	0.0	0	0.0	0	0

9015

ANNUAL STATEMENT FOR THE YEAR 2020 OF THE Coventry Health Care of Kansas, Inc.

SCHEDULE D - PART 1A - SECTION 1 (Continued)

Quality and Maturity Distribution of All Bonds Owned December 31, at Book/Adjusted Carrying Values by Major Types of Issues and NAIC Designations

NAIC Designation	1 1 Year or Less	2 Over 1 Year Through 5 Years	3 Over 5 Years Through 10 Years	4 Over 10 Years Through 20 Years	5 Over 20 Years	6 No Maturity Date	7 Total Current Year	8 Col. 7 as a % of Line 11.7	9 Total from Col. 7 Prior Year	10 % From Col. 8 Prior Year	11 Total Publicly Traded	12 Total Privately Placed (a)
11. Total Bonds Current Year												
11.1 NAIC 1	(d) 9,521,958	6,866,715	2,162,500	0	0	0	18,551,173	90.2	XXX	XXX	10,176,238	8,374,935
11.2 NAIC 2	(d) 0	518,388	0	0	0	0	518,388	2.5	XXX	XXX	518,388	0
11.3 NAIC 3	(d) 0	1,505,756	0	0	0	0	1,505,756	7.3	XXX	XXX	1,505,756	0
11.4 NAIC 4	(d) 0	0	0	0	0	0	0	0.0	XXX	XXX	0	0
11.5 NAIC 5	(d) 0	0	0	0	0	(c) 0	0	0.0	XXX	XXX	0	0
11.6 NAIC 6	(d) 0	0	0	0	0	(c) 0	0	0.0	XXX	XXX	0	0
11.7 Totals	9,521,958	8,890,859	2,162,500	0	0	0	(b) 20,575,317	100.0	XXX	XXX	12,200,382	8,374,935
11.8 Line 11.7 as a % of Col. 7	46.3	43.2	10.5	0.0	0.0	0.0	100.0	XXX	XXX	XXX	59.3	40.7
12. Total Bonds Prior Year												
12.1 NAIC 1	4,044,868	1,070,381	2,193,259	0	0	0	XXX	XXX	7,308,508	60.5	6,272,779	1,035,729
12.2 NAIC 2	351,318	1,340,227	254,986	0	0	0	XXX	XXX	1,946,531	16.1	1,946,531	0
12.3 NAIC 3	1,159,422	1,209,080	212,748	0	0	0	XXX	XXX	2,581,250	21.4	2,368,502	212,748
12.4 NAIC 4	251,102	0	0	0	0	0	XXX	XXX	251,102	2.1	251,102	0
12.5 NAIC 5	0	0	0	0	0	0	XXX	XXX	0	0.0	0	0
12.6 NAIC 6	0	0	0	0	0	0	XXX	XXX	(c) 0	0.0	0	0
12.7 Totals	5,806,710	3,619,688	2,660,993	0	0	0	XXX	XXX	(b) 12,087,391	100.0	10,838,914	1,248,477
12.8 Line 12.7 as a % of Col. 9	48.0	29.9	22.0	0.0	0.0	0.0	XXX	XXX	100.0	XXX	89.7	10.3
13. Total Publicly Traded Bonds												
13.1 NAIC 1	1,147,023	6,866,715	2,162,500	0	0	0	10,176,238	49.5	6,272,779	51.9	10,176,238	XXX
13.2 NAIC 2	0	518,388	0	0	0	0	518,388	2.5	1,946,531	16.1	518,388	XXX
13.3 NAIC 3	0	1,505,756	0	0	0	0	1,505,756	7.3	2,368,502	19.6	1,505,756	XXX
13.4 NAIC 4	0	0	0	0	0	0	0	0.0	251,102	2.1	0	XXX
13.5 NAIC 5	0	0	0	0	0	0	0	0.0	0	0.0	0	XXX
13.6 NAIC 6	0	0	0	0	0	0	0	0.0	0	0.0	0	XXX
13.7 Totals	1,147,023	8,890,859	2,162,500	0	0	0	12,200,382	59.3	10,838,914	89.7	12,200,382	XXX
13.8 Line 13.7 as a % of Col. 7	9.4	72.9	17.7	0.0	0.0	0.0	100.0	XXX	XXX	XXX	100.0	XXX
13.9 Line 13.7 as a % of Line 11.7, Col. 7, Section 11	5.6	43.2	10.5	0.0	0.0	0.0	59.3	XXX	XXX	XXX	59.3	XXX
14. Total Privately Placed Bonds												
14.1 NAIC 1	8,374,935	0	0	0	0	0	8,374,935	40.7	1,035,729	8.6	XXX	8,374,935
14.2 NAIC 2	0	0	0	0	0	0	0	0.0	0	0.0	XXX	0
14.3 NAIC 3	0	0	0	0	0	0	0	0.0	212,748	1.8	XXX	0
14.4 NAIC 4	0	0	0	0	0	0	0	0.0	0	0.0	XXX	0
14.5 NAIC 5	0	0	0	0	0	0	0	0.0	0	0.0	XXX	0
14.6 NAIC 6	0	0	0	0	0	0	0	0.0	0	0.0	XXX	0
14.7 Totals	8,374,935	0	0	0	0	0	8,374,935	40.7	1,248,477	10.3	XXX	8,374,935
14.8 Line 14.7 as a % of Col. 7	100.0	0.0	0.0	0.0	0.0	0.0	100.0	XXX	XXX	XXX	XXX	100.0
14.9 Line 14.7 as a % of Line 11.7, Col. 7, Section 11	40.7	0.0	0.0	0.0	0.0	0.0	40.7	XXX	XXX	XXX	XXX	40.7

(a) Includes \$ 8,374,935 freely tradable under SEC Rule 144 or qualified for resale under SEC Rule 144A.

(b) Includes \$ 0 current year of bonds with Z designations and \$ 0 prior year of bonds with Z designations. The letter "Z" means the NAIC designation was not assigned by the Securities Valuation Office (SVO) at the date of the statement.

(c) Includes \$ 0 current year, \$ 0 prior year of bonds with 5GI designations and \$ 0 current year, \$ 0 prior year of bonds with 6* designations. "5GI" means the NAIC designation was assigned by the (SVO) in reliance on the insurer's certification that the issuer is current in all principal and interest payments. "6*" means the NAIC designation was assigned by the SVO due to inadequate certification of principal and interest payments.

(d) Includes the following amount of short-term and cash equivalent bonds by NAIC designation: NAIC 1 \$ 8,507,931 ; NAIC 2 \$ 0 ; NAIC 3 \$ 0 ; NAIC 4 \$ 0 ; NAIC 5 \$ 0 ; NAIC 6 \$ 0

ANNUAL STATEMENT FOR THE YEAR 2020 OF THE Coventry Health Care of Kansas, Inc.

SCHEDULE D - PART 1A - SECTION 2

Maturity Distribution of All Bonds Owned December 31, at Book/Adjusted Carrying Values by Major Type and Subtype of Issues

Distribution by Type	1 1 Year or Less	2 Over 1 Year Through 5 Years	3 Over 5 Years Through 10 Years	4 Over 10 Years Through 20 Years	5 Over 20 Years	6 No Maturity Date	7 Total Current Year	8 Col. 7 as a % of Line 11.08	9 Total from Col. 7 Prior Year	10 % From Col. 8 Prior Year	11 Total Publicly Traded	12 Total Privately Placed
1. U.S. Governments												
1.01 Issuer Obligations	0	6,797,736	0	0	0	XXX	6,797,736	33.0	1,809,902	15.0	6,797,736	0
1.02 Residential Mortgage-Backed Securities	0	0	0	0	0	XXX	0	0.0	0	0.0	0	0
1.03 Commercial Mortgage-Backed Securities	0	0	0	0	0	XXX	0	0.0	0	0.0	0	0
1.04 Other Loan-Backed and Structured Securities	0	0	0	0	0	XXX	0	0.0	0	0.0	0	0
1.05 Totals	0	6,797,736	0	0	0	XXX	6,797,736	33.0	1,809,902	15.0	6,797,736	0
2. All Other Governments												
2.01 Issuer Obligations	0	0	0	0	0	XXX	0	0.0	0	0.0	0	0
2.02 Residential Mortgage-Backed Securities	0	0	0	0	0	XXX	0	0.0	0	0.0	0	0
2.03 Commercial Mortgage-Backed Securities	0	0	0	0	0	XXX	0	0.0	0	0.0	0	0
2.04 Other Loan-Backed and Structured Securities	0	0	0	0	0	XXX	0	0.0	0	0.0	0	0
2.05 Totals	0	0	0	0	0	XXX	0	0.0	0	0.0	0	0
3. U.S. States, Territories and Possessions, Guaranteed												
3.01 Issuer Obligations	0	0	0	0	0	XXX	0	0.0	0	0.0	0	0
3.02 Residential Mortgage-Backed Securities	0	0	0	0	0	XXX	0	0.0	0	0.0	0	0
3.03 Commercial Mortgage-Backed Securities	0	0	0	0	0	XXX	0	0.0	0	0.0	0	0
3.04 Other Loan-Backed and Structured Securities	0	0	0	0	0	XXX	0	0.0	0	0.0	0	0
3.05 Totals	0	0	0	0	0	XXX	0	0.0	0	0.0	0	0
4. U.S. Political Subdivisions of States, Territories and Possessions, Guaranteed												
4.01 Issuer Obligations	0	0	0	0	0	XXX	0	0.0	0	0.0	0	0
4.02 Residential Mortgage-Backed Securities	0	0	0	0	0	XXX	0	0.0	0	0.0	0	0
4.03 Commercial Mortgage-Backed Securities	0	0	0	0	0	XXX	0	0.0	0	0.0	0	0
4.04 Other Loan-Backed and Structured Securities	0	0	0	0	0	XXX	0	0.0	0	0.0	0	0
4.05 Totals	0	0	0	0	0	XXX	0	0.0	0	0.0	0	0
5. U.S. Special Revenue & Special Assessment Obligations etc., Non-Guaranteed												
5.01 Issuer Obligations	0	0	2,162,500	0	0	XXX	2,162,500	10.5	3,350,053	27.7	2,162,500	0
5.02 Residential Mortgage-Backed Securities	18,605	68,979	0	0	0	XXX	87,584	0.4	134,489	1.1	87,584	0
5.03 Commercial Mortgage-Backed Securities	0	0	0	0	0	XXX	0	0.0	0	0.0	0	0
5.04 Other Loan-Backed and Structured Securities	0	0	0	0	0	XXX	0	0.0	0	0.0	0	0
5.05 Totals	18,605	68,979	2,162,500	0	0	XXX	2,250,084	10.9	3,484,542	28.8	2,250,084	0
6. Industrial and Miscellaneous												
6.01 Issuer Obligations	9,503,353	2,024,144	0	0	0	XXX	11,527,497	56.0	6,792,947	56.2	3,152,562	8,374,935
6.02 Residential Mortgage-Backed Securities	0	0	0	0	0	XXX	0	0.0	0	0.0	0	0
6.03 Commercial Mortgage-Backed Securities	0	0	0	0	0	XXX	0	0.0	0	0.0	0	0
6.04 Other Loan-Backed and Structured Securities	0	0	0	0	0	XXX	0	0.0	0	0.0	0	0
6.05 Totals	9,503,353	2,024,144	0	0	0	XXX	11,527,497	56.0	6,792,947	56.2	3,152,562	8,374,935
7. Hybrid Securities												
7.01 Issuer Obligations	0	0	0	0	0	XXX	0	0.0	0	0.0	0	0
7.02 Residential Mortgage-Backed Securities	0	0	0	0	0	XXX	0	0.0	0	0.0	0	0
7.03 Commercial Mortgage-Backed Securities	0	0	0	0	0	XXX	0	0.0	0	0.0	0	0
7.04 Other Loan-Backed and Structured Securities	0	0	0	0	0	XXX	0	0.0	0	0.0	0	0
7.05 Totals	0	0	0	0	0	XXX	0	0.0	0	0.0	0	0
8. Parent, Subsidiaries and Affiliates												
8.01 Issuer Obligations	0	0	0	0	0	XXX	0	0.0	0	0.0	0	0
8.02 Residential Mortgage-Backed Securities	0	0	0	0	0	XXX	0	0.0	0	0.0	0	0
8.03 Commercial Mortgage-Backed Securities	0	0	0	0	0	XXX	0	0.0	0	0.0	0	0
8.04 Other Loan-Backed and Structured Securities	0	0	0	0	0	XXX	0	0.0	0	0.0	0	0
8.05 Affiliated Bank Loans - Issued	0	0	0	0	0	XXX	0	0.0	0	0.0	0	0
8.06 Affiliated Bank Loans - Acquired	0	0	0	0	0	XXX	0	0.0	0	0.0	0	0
8.07 Totals	0	0	0	0	0	XXX	0	0.0	0	0.0	0	0

ANNUAL STATEMENT FOR THE YEAR 2020 OF THE Coventry Health Care of Kansas, Inc.

SCHEDULE D - PART 1A - SECTION 2 (Continued)

Maturity Distribution of All Bonds Owned December 31, at Book/Adjusted Carrying Values by Major Type and Subtype of Issues

Distribution by Type	1 1 Year or Less	2 Over 1 Year Through 5 Years	3 Over 5 Years Through 10 Years	4 Over 10 Years Through 20 Years	5 Over 20 Years	6 No Maturity Date	7 Total Current Year	8 Col. 7 as a % of Line 11.08	9 Total from Col. 7 Prior Year	10 % From Col. 8 Prior Year	11 Total Publicly Traded	12 Total Privately Placed
9. SVO Identified Funds												
9.01 Exchange Traded Funds Identified by the SVO	XXX	XXX	XXX	XXX	XXX	0	0	0.0	0	0.0	0	0
9.02 Bond Mutual Funds Identified by the SVO	XXX	XXX	XXX	XXX	XXX	0	0	0.0	0	0.0	0	0
9.03 Totals	XXX	XXX	XXX	XXX	XXX	0	0	0.0	0	0.0	0	0
10. Unaffiliated Bank Loans												
10.01 Unaffiliated Bank Loans - Issued	0	0	0	0	0	XXX	0	0.0	0	0.0	0	0
10.02 Unaffiliated Bank Loans - Acquired	0	0	0	0	0	XXX	0	0.0	0	0.0	0	0
10.03 Totals	0	0	0	0	0	XXX	0	0.0	0	0.0	0	0
11. Total Bonds Current Year												
11.01 Issuer Obligations	9,503,353	8,821,880	2,162,500	0	0	XXX	20,487,733	99.6	XXX	XXX	12,112,798	8,374,935
11.02 Residential Mortgage-Backed Securities	18,605	68,979	0	0	0	XXX	87,584	0.4	XXX	XXX	87,584	0
11.03 Commercial Mortgage-Backed Securities	0	0	0	0	0	XXX	0	0.0	XXX	XXX	0	0
11.04 Other Loan-Backed and Structured Securities	0	0	0	0	0	XXX	0	0.0	XXX	XXX	0	0
11.05 SVO Identified Funds	XXX	XXX	XXX	XXX	XXX	0	0	0.0	XXX	XXX	0	0
11.06 Affiliated Bank Loans	0	0	0	0	0	XXX	0	0.0	XXX	XXX	0	0
11.07 Unaffiliated Bank Loans	0	0	0	0	0	XXX	0	0.0	XXX	XXX	0	0
11.08 Totals	9,521,958	8,890,859	2,162,500	0	0	0	20,575,317	100.0	XXX	XXX	12,200,382	8,374,935
11.09 Line 11.08 as a % of Col. 7	46.3	43.2	10.5	0.0	0.0	0.0	100.0	XXX	XXX	XXX	59.3	40.7
12. Total Bonds Prior Year												
12.01 Issuer Obligations	5,757,252	3,537,285	2,658,365	0	0	XXX	XXX	XXX	11,952,902	98.9	10,704,425	1,248,477
12.02 Residential Mortgage-Backed Securities	49,458	82,403	2,628	0	0	XXX	XXX	XXX	134,489	1.1	134,489	0
12.03 Commercial Mortgage-Backed Securities	0	0	0	0	0	XXX	XXX	XXX	0	0.0	0	0
12.04 Other Loan-Backed and Structured Securities	0	0	0	0	0	XXX	XXX	XXX	0	0.0	0	0
12.05 SVO Identified Funds	XXX	XXX	XXX	XXX	XXX	0	XXX	XXX	0	0.0	0	0
12.06 Affiliated Bank Loans	0	0	0	0	0	XXX	XXX	XXX	0	0.0	0	0
12.07 Unaffiliated Bank Loans	0	0	0	0	0	XXX	XXX	XXX	0	0.0	0	0
12.08 Totals	5,806,710	3,619,688	2,660,993	0	0	0	XXX	XXX	12,087,391	100.0	10,838,914	1,248,477
12.09 Line 12.08 as a % of Col. 9	48.0	29.9	22.0	0.0	0.0	0.0	XXX	XXX	100.0	XXX	89.7	10.3
13. Total Publicly Traded Bonds												
13.01 Issuer Obligations	1,128,418	8,821,880	2,162,500	0	0	XXX	12,112,798	58.9	10,704,425	88.6	12,112,798	XXX
13.02 Residential Mortgage-Backed Securities	18,605	68,979	0	0	0	XXX	87,584	0.4	134,489	1.1	87,584	XXX
13.03 Commercial Mortgage-Backed Securities	0	0	0	0	0	XXX	0	0.0	0	0.0	0	XXX
13.04 Other Loan-Backed and Structured Securities	0	0	0	0	0	XXX	0	0.0	0	0.0	0	XXX
13.05 SVO Identified Funds	XXX	XXX	XXX	XXX	XXX	0	0	0.0	0	0.0	0	XXX
13.06 Affiliated Bank Loans	0	0	0	0	0	XXX	0	0.0	0	0.0	0	XXX
13.07 Unaffiliated Bank Loans	0	0	0	0	0	XXX	0	0.0	0	0.0	0	XXX
13.08 Totals	1,147,023	8,890,859	2,162,500	0	0	0	12,200,382	59.3	10,838,914	89.7	12,200,382	XXX
13.09 Line 13.08 as a % of Col. 7	9.4	72.9	17.7	0.0	0.0	0.0	100.0	XXX	XXX	XXX	100.0	XXX
13.10 Line 13.08 as a % of Line 11.08, Col. 7, Section 11	5.6	43.2	10.5	0.0	0.0	0.0	59.3	XXX	XXX	XXX	59.3	XXX
14. Total Privately Placed Bonds												
14.01 Issuer Obligations	8,374,935	0	0	0	0	XXX	8,374,935	40.7	1,248,477	10.3	XXX	8,374,935
14.02 Residential Mortgage-Backed Securities	0	0	0	0	0	XXX	0	0.0	0	0.0	XXX	0
14.03 Commercial Mortgage-Backed Securities	0	0	0	0	0	XXX	0	0.0	0	0.0	XXX	0
14.04 Other Loan-Backed and Structured Securities	0	0	0	0	0	XXX	0	0.0	0	0.0	XXX	0
14.05 SVO Identified Funds	XXX	XXX	XXX	XXX	XXX	0	0	0.0	0	0.0	XXX	0
14.06 Affiliated Bank Loans	0	0	0	0	0	XXX	0	0.0	0	0.0	XXX	0
14.07 Unaffiliated Bank Loans	0	0	0	0	0	XXX	0	0.0	0	0.0	XXX	0
14.08 Totals	8,374,935	0	0	0	0	0	8,374,935	40.7	1,248,477	10.3	XXX	8,374,935
14.09 Line 14.08 as a % of Col. 7	100.0	0.0	0.0	0.0	0.0	0.0	100.0	XXX	XXX	XXX	XXX	100.0
14.10 Line 14.08 as a % of Line 11.08, Col. 7, Section 11	40.7	0.0	0.0	0.0	0.0	0.0	40.7	XXX	XXX	XXX	XXX	40.7

6015

Schedule DA - Verification - Short-Term Investments

N O N E

Schedule DB - Part A - Verification - Options, Caps, Floors, Collars, Swaps and Forwards

N O N E

Schedule DB - Part B - Verification - Futures Contracts

N O N E

Schedule DB - Part C - Section 1 - Replication (Synthetic Asset) Transactions (RSATs) Open

N O N E

Schedule DB-Part C-Section 2-Reconciliation of Replication (Synthetic Asset) Transactions Open

N O N E

Schedule DB - Verification - Book/Adjusted Carrying Value, Fair Value and Potential Exposure of
Derivatives

N O N E

ANNUAL STATEMENT FOR THE YEAR 2020 OF THE Coventry Health Care of Kansas, Inc.
SCHEDULE E - PART 2 - VERIFICATION BETWEEN YEARS

(Cash Equivalents)

	1 Total	2 Bonds	3 Money Market Mutual funds	4 Other (a)
1. Book/adjusted carrying value, December 31 of prior year	1,686,634	1,685,564	1,070	0
2. Cost of cash equivalents acquired	189,835,687	189,436,153	399,534	0
3. Accrual of discount	20,196	20,196	0	0
4. Unrealized valuation increase (decrease)	0	0	0	0
5. Total gain (loss) on disposals	(9)	(9)	0	0
6. Deduct consideration received on disposals	183,033,881	182,633,973	399,908	0
7. Deduct amortization of premium	0	0	0	0
8. Total foreign exchange change in book/adjusted carrying value	0	0	0	0
9. Deduct current year's other than temporary impairment recognized	0	0	0	0
10. Book/adjusted carrying value at end of current period (Lines 1+2+3+4+5- 7+8-9)	8,508,627	8,507,931	696	0
11. Deduct total nonadmitted amounts	0	0	0	0
12. Statement value at end of current period (Line 10 minus Line 11)	8,508,627	8,507,931	696	0

(a) Indicate the category of such investments, for example, joint ventures, transportation equipment:

Schedule A - Part 1 - Real Estate Owned

NONE

Schedule A - Part 2 - Real Estate Acquired and Additions Made

NONE

Schedule A - Part 3 - Real Estate Disposed

NONE

Schedule B - Part 1 - Mortgage Loans Owned

NONE

Schedule B - Part 2 - Mortgage Loans Acquired and Additions Made

NONE

Schedule B - Part 3 - Mortgage Loans Disposed, Transferred or Repaid

NONE

Schedule BA - Part 1 - Other Long-Term Invested Assets Owned

NONE

Schedule BA - Part 2 - Other Long-Term Invested Assets Acquired and Additions Made

NONE

Schedule BA - Part 3 - Other Long-Term Invested Assets Disposed, Transferred or Repaid

NONE

ANNUAL STATEMENT FOR THE YEAR 2020 OF THE Coventry Health Care of Kansas, Inc.

SCHEDULE D - PART 1

Showing All Long-Term BONDS Owned December 31 of Current Year

1	2	Codes			6	7	Fair Value		10	11	Change in Book/Adjusted Carrying Value				Interest					Dates	
		3	4	5			8	9			12	13	14	15	16	17	18	19	20	21	22
CUSIP Identification	Description	C o d e	F o r e i g n	B o n d C h a r	NAIC Designation, NAIC Designation Modifier and SVO Administrative Symbol	Actual Cost	Rate Used to Obtain Fair Value	Fair Value	Par Value	Book/ Adjusted Carrying Value	Unrealized Valuation Increase/ (Decrease)	Current Year's (Amor-tization) Accretion	Current Year's Other-Than-Temporary Impairment Recognized	Total Foreign Exchange Change in Book/ Adjusted Carrying Value	Rate of	Effective Rate of	When Paid	Admitted Amount Due and Accrued	Amount Received During Year	Acquired	Stated Contractual Maturity Date
912828-VB-3	US TREASURY NOTE/BOND	SD			1.A	1,819,091	103.7890	1,878,582	1,810,000	1,816,475	0	(2,616)	0	0	1.750	1.595	MN	4,113	31,675	01/21/2020	05/15/2023
91282C-AJ-0	US TREASURY NOTE/BOND				1.A FE	4,981,250	99.6560	4,982,813	5,000,000	4,981,261	0	274	15,497	0	0.250	0.264	FA	4,178	0	08/31/2020	08/31/2025
0199999. Subtotal - Bonds - U.S. Governments - Issuer Obligations						6,800,341	XXX	6,861,395	6,810,000	6,797,736	0	(2,342)	15,497	0	XXX	XXX	XXX	8,291	31,675	XXX	XXX
0599999. Total - U.S. Government Bonds						6,800,341	XXX	6,861,395	6,810,000	6,797,736	0	(2,342)	15,497	0	XXX	XXX	XXX	8,291	31,675	XXX	XXX
1099999. Total - All Other Government Bonds						0	XXX	0	0	0	0	0	0	0	XXX	XXX	XXX	0	0	XXX	XXX
1799999. Total - U.S. States, Territories and Possessions Bonds						0	XXX	0	0	0	0	0	0	0	XXX	XXX	XXX	0	0	XXX	XXX
2499999. Total - U.S. Political Subdivisions Bonds						0	XXX	0	0	0	0	0	0	0	XXX	XXX	XXX	0	0	XXX	XXX
544495-3Q-5	LOS ANGELES CALIF WTR SER C			2	1.D FE	1,066,257	124.4820	1,120,338	900,000	1,035,959	0	(19,057)	0	0	5.000	2.470	JJ	22,500	45,000	05/22/2019	07/01/2042
64971X-KJ-6	NEW YORK CITY NY TRANSITIONAL SUBORDINATE FUTURE TAX SECURED			2	1.A FE	1,141,650	118.6920	1,234,397	1,040,000	1,126,541	0	(9,074)	0	0	4.000	2.870	MN	6,933	41,600	04/24/2019	11/01/2037
2599999. Subtotal - Bonds - U.S. Special Revenues - Issuer Obligations						2,207,907	XXX	2,354,735	1,940,000	2,162,500	0	(28,131)	0	0	XXX	XXX	XXX	29,433	86,600	XXX	XXX
3128MC-NE-1	Freddie Mac POOL NO G13789			4	1.A	52,381	104.9860	52,506	50,013	50,670	0	(917)	0	0	4.500	3.826	MON	188	2,250	03/23/2010	04/01/2025
3128MC-NF-8	Freddie Mac POOL NO G13790			4	1.A	38,140	104.9050	38,231	36,443	36,914	0	(418)	0	0	4.500	3.837	MON	137	1,640	03/23/2010	04/01/2025
2699999. Subtotal - Bonds - U.S. Special Revenues - Residential Mortgage-Backed Securities						90,521	XXX	90,737	86,456	87,584	0	(1,335)	0	0	XXX	XXX	XXX	325	3,890	XXX	XXX
3199999. Total - U.S. Special Revenues Bonds						2,298,428	XXX	2,445,472	2,026,456	2,250,084	0	(29,466)	0	0	XXX	XXX	XXX	29,758	90,490	XXX	XXX
013817-AW-1	ALCOA INC SR UNSECURED			1	3.A FE	207,500	109.9830	274,958	250,000	228,682	0	4,720	0	0	5.125	7.610	AO	3,203	12,813	11/25/2014	10/01/2024
058498-AR-7	BALL CORP SR UNSECURED			1	3.A FE	417,500	104.5060	418,023	400,000	403,247	0	(2,590)	0	0	5.000	4.296	MS	5,889	20,000	11/14/2014	03/15/2022
21036P-AL-2	CONSTELLATION BRANDS INC SR UNSECURED			1	2.C FE	126,406	108.9950	136,244	125,000	125,471	0	(191)	0	0	4.250	4.077	MN	885	5,313	09/01/2015	05/01/2023
55336V-AG-5	MPLX LP SR UNSECURED			1	2.B FE	162,411	114.7300	229,460	200,000	178,980	0	4,401	0	0	4.875	8.055	JD	813	9,750	09/27/2016	12/01/2024
594918-BP-8	MICROSOFT CORP SR UNSECURED			1	1.A FE	967,110	100.6850	1,006,854	1,000,000	995,422	0	7,444	0	0	1.550	2.318	FA	6,156	15,500	01/20/2017	08/08/2021
73179P-AK-2	POLYONE CORP SR UNSECURED			1	3.C FE	95,102	107.7760	107,776	100,000	96,243	0	1,354	2,184	0	5.250	6.182	MS	1,546	5,250	11/14/2014	03/15/2023
87612B-BL-5	TARGA RESOURCES PARTNERS SR UNSECURED			1	3.C FE	212,634	108.6070	217,215	200,000	210,703	0	(1,931)	0	0	6.500	5.162	JJ	5,994	6,500	01/22/2020	07/15/2027
962178-AN-9	WEYERHAEUSER REAL ESTATE SR UNSECURED			1	3.C FE	200,975	108.9480	217,896	200,000	200,428	0	(111)	0	0	5.875	5.805	JD	522	11,750	06/17/2015	06/15/2024
15135U-AG-4	CENOVUS ENERGY INC SR UNSECURED			A	3.A FE	319,388	101.8010	509,007	500,000	366,453	0	52,949	117,805	0	3.000	8.995	FA	5,667	15,000	02/26/2016	08/15/2022
0077AM-AG-0	AERCAP IRELAND CAP SR UNSECURED			D	2.C FE	209,427	111.4080	278,521	250,000	213,937	0	4,295	45,345	0	4.450	4.047	AO	2,781	11,125	04/10/2019	10/01/2025
3299999. Subtotal - Bonds - Industrial and Miscellaneous (Unaffiliated) - Issuer Obligations						2,918,453	XXX	3,395,954	3,225,000	3,019,566	0	70,340	165,334	0	XXX	XXX	XXX	33,456	113,001	XXX	XXX
3899999. Total - Industrial and Miscellaneous (Unaffiliated) Bonds						2,918,453	XXX	3,395,954	3,225,000	3,019,566	0	70,340	165,334	0	XXX	XXX	XXX	33,456	113,001	XXX	XXX
4899999. Total - Hybrid Securities						0	XXX	0	0	0	0	0	0	0	XXX	XXX	XXX	0	0	XXX	XXX
5599999. Total - Parent, Subsidiaries and Affiliates Bonds						0	XXX	0	0	0	0	0	0	0	XXX	XXX	XXX	0	0	XXX	XXX
6099999. Subtotal - SVO Identified Funds						0	XXX	0	0	0	0	0	0	0	XXX	XXX	XXX	0	0	XXX	XXX
6599999. Subtotal - Unaffiliated Bank Loans						0	XXX	0	0	0	0	0	0	0	XXX	XXX	XXX	0	0	XXX	XXX
7699999. Total - Issuer Obligations						11,926,701	XXX	12,612,084	11,975,000	11,979,802	0	39,867	180,831	0	XXX	XXX	XXX	71,180	231,276	XXX	XXX
7799999. Total - Residential Mortgage-Backed Securities						90,521	XXX	90,737	86,456	87,584	0	(1,335)	0	0	XXX	XXX	XXX	325	3,890	XXX	XXX
7899999. Total - Commercial Mortgage-Backed Securities						0	XXX	0	0	0	0	0	0	0	XXX	XXX	XXX	0	0	XXX	XXX
7999999. Total - Other Loan-Backed and Structured Securities						0	XXX	0	0	0	0	0	0	0	XXX	XXX	XXX	0	0	XXX	XXX
8099999. Total - SVO Identified Funds						0	XXX	0	0	0	0	0	0	0	XXX	XXX	XXX	0	0	XXX	XXX
8199999. Total - Affiliated Bank Loans						0	XXX	0	0	0	0	0	0	0	XXX	XXX	XXX	0	0	XXX	XXX
8299999. Total - Unaffiliated Bank Loans						0	XXX	0	0	0	0	0	0	0	XXX	XXX	XXX	0	0	XXX	XXX
8399999 - Total Bonds						12,017,222	XXX	12,702,821	12,061,456	12,067,386	0	38,532	180,831	0	XXX	XXX	XXX	71,505	235,166	XXX	XXX

E10

ANNUAL STATEMENT FOR THE YEAR 2020 OF THE Coventry Health Care of Kansas, Inc.

1A..\$	9,007,283	1B..\$	0	1C..\$	0	1D..\$	1,035,959	1E..\$	0	1F..\$	0	1G..\$	0
2A..\$	0	2B..\$	178,980	2C..\$	339,408								
3A..\$	998,382	3B..\$	0	3C..\$	507,374								
4A..\$	0	4B..\$	0	4C..\$	0								
5A..\$	0	5B..\$	0	5C..\$	0								
6...\$	0												

Schedule D - Part 2 - Section 1 - Preferred Stocks Owned

N O N E

Schedule D - Part 2 - Section 2 - Common Stocks Owned

N O N E

ANNUAL STATEMENT FOR THE YEAR 2020 OF THE Coventry Health Care of Kansas, Inc.

SCHEDULE D - PART 3

Showing All Long-Term Bonds and Stocks ACQUIRED During Current Year

1 CUSIP Identification	2 Description	3 Foreign	4 Date Acquired	5 Name of Vendor	6 Number of Shares of Stock	7 Actual Cost	8 Par Value	9 Paid for Accrued Interest and Dividends
912828-VB-3	US TREASURY NOTE/BOND 1.750% 05/15/23		01/21/2020	Various		1,819,091	1,810,000	4,600
91282C-AJ-0	US TREASURY NOTE/BOND 0.250% 08/31/25		08/31/2020	Strategas Securities, LLC		4,996,484	5,000,000	35
0599999. Subtotal - Bonds - U.S. Governments						6,815,575	6,810,000	4,635
87612B-BL-5	TARGA RESOURCES PARTNERS SR UNSECURED 6.500% 07/15/27		01/22/2020	Tax Free Exchange		212,634	200,000	252
3899999. Subtotal - Bonds - Industrial and Miscellaneous (Unaffiliated)						212,634	200,000	252
8399997. Total - Bonds - Part 3						7,028,209	7,010,000	4,887
8399998. Total - Bonds - Part 5						389,819	388,000	985
8399999. Total - Bonds						7,418,028	7,398,000	5,872
8999997. Total - Preferred Stocks - Part 3						0	XXX	0
8999998. Total - Preferred Stocks - Part 5						0	XXX	0
8999999. Total - Preferred Stocks						0	XXX	0
9799997. Total - Common Stocks - Part 3						0	XXX	0
9799998. Total - Common Stocks - Part 5						0	XXX	0
9799999. Total - Common Stocks						0	XXX	0
9899999. Total - Preferred and Common Stocks						0	XXX	0
9999999 - Totals						7,418,028	XXX	5,872

ANNUAL STATEMENT FOR THE YEAR 2020 OF THE Coventry Health Care of Kansas, Inc.

SCHEDULE D - PART 4

Showing All Long-Term Bonds and Stocks SOLD, REDEEMED or Otherwise DISPOSED OF During Current Year

1	2	3	4	5	6	7	8	9	10	Change In Book/Adjusted Carrying Value					16	17	18	19	20	21	
										11	12	13	14	15							
CUSIP Identification	Description	Foreign	Disposal Date	Name of Purchaser	Number of Shares of Stock	Consideration	Par Value	Actual Cost	Prior Year Book/ Adjusted Carrying Value	Unrealized Valuation Increase/ Decrease	Current Year's (Amortization)/ Accretion	Current Year's Other-Than-Temporary Impairment Recognized	Total Change in Book/ Adjusted Carrying Value (11+12-13)	Total Foreign Exchange Change in Book/ Adjusted Carrying Value	Book/ Adjusted Carrying Value at Disposal Date	Foreign Exchange Gain (Loss) on Disposal	Realized Gain (Loss) on Disposal	Total Gain (Loss) on Disposal	Bond Interest/ Stock Dividends Received During Year	Stated Contractual Maturity Date	
912828-3Y-4	US TREASURY NOTE/BOND 2.250% 02/29/20		02/29/2020	Maturity		1,810,000	1,810,000	1,809,434	1,809,902	0	98	0	98	0	1,810,000	0	0	0	20,363	02/29/2020	
0599999	Subtotal - Bonds - U.S. Governments					1,810,000	1,810,000	1,809,434	1,809,902	0	98	0	98	0	1,810,000	0	0	0	20,363	XXX	
3128MC-NE-1	Freddie Mac POOL NO G13789 4.500% 04/01/25		12/01/2020	Paydown		26,346	26,346	27,593	27,175	0	(830)	0	(830)	0	26,346	0	0	0	510	04/01/2025	
3128MC-NF-8	Freddie Mac POOL NO G13790 4.500% 04/01/25		12/01/2020	Paydown		17,957	17,957	18,793	18,394	0	(438)	0	(438)	0	17,957	0	0	0	436	04/01/2025	
59447P-YC-9	MICHIGAN FIN AUTH LOC GOV'T LOAN PROGRAM-PUBLIC 5.000% 07/01/20		07/01/2020	Maturity		1,145,000	1,145,000	1,306,926	1,159,422	0	(14,422)	0	(14,422)	0	1,145,000	0	0	0	57,250	07/01/2020	
3199999	Subtotal - Bonds - U.S. Special Revenues					1,189,303	1,189,303	1,353,312	1,204,991	0	(15,690)	0	(15,690)	0	1,189,303	0	0	0	58,196	XXX	
00440E-AT-4	ACE INA HOLDINGS SR UNSECURED 2.300% 11/03/20		11/03/2020	Maturity		500,000	500,000	499,720	499,944	0	56	0	56	0	500,000	0	0	0	11,500	11/03/2020	
03674X-AC-0	ANTERO RESSOURCES CORP SR UNSECURED 5.125% 12/01/22		03/09/2020	DEUTSCHE BANK		41,563	125,000	113,125	111,867	7,568	332	0	7,900	0	119,767	0	(78,204)	(78,204)	1,780	12/01/2022	
228227-BE-3	CROWN CASTLE INTL CORP SR UNSECURED 4.875% 04/15/22		07/06/2020	Call 107.3990		536,995	500,000	496,875	498,877	0	233	0	233	0	499,110	0	890	890	54,666	04/15/2022	
527298-BF-9	LEVEL 3 FINANCING INC SR UNSECURED 5.125% 05/01/23		09/11/2020	Call 100.0000		100,000	100,000	94,538	97,211	0	543	0	543	0	97,754	0	2,246	2,246	5,267	05/01/2023	
532716-AU-1	LIMITED BRANDS INC SR NOTES 5.625% 02/15/22		10/16/2020	Corporate Actions		70,823	71,000	76,680	72,590	0	(578)	0	(578)	0	72,012	0	(1,190)	(1,190)	4,670	02/15/2022	
785592-AE-6	SABINE PASS LIQUEFACTION SECURED 5.625% 02/01/21		06/08/2020	Call 101.9637		469,033	460,000	466,393	461,118	0	(1,245)	0	(1,245)	0	459,873	0	127	127	31,099	02/01/2021	
852061-AR-1	SPRINT NEXTEL CORP SR UNSECURED 7.000% 08/15/20		08/15/2020	Maturity		250,000	250,000	256,250	251,102	0	(1,102)	0	(1,102)	0	250,000	0	0	0	17,500	08/15/2020	
87612B-BK-7	TARGA RESOURCES PARTNERS SR UNSECURED 6.500% 07/15/27		01/22/2020	Tax Free Exchange		212,632	200,000	214,250	212,748	0	(114)	0	(114)	0	212,634	0	0	0	6,753	07/15/2027	
3899999	Subtotal - Bonds - Industrial and Miscellaneous (Unaffiliated)					2,181,046	2,206,000	2,217,831	2,205,457	7,568	(1,875)	0	5,693	0	2,211,150	0	(76,131)	(76,131)	133,235	XXX	
8399997	Total - Bonds - Part 4					5,180,349	5,205,303	5,380,577	5,220,350	7,568	(17,467)	0	(9,899)	0	5,210,453	0	(76,131)	(76,131)	211,794	XXX	
8399998	Total - Bonds - Part 5					389,819	388,000	389,819	0	0	(21)	0	(21)	0	389,798	0	21	21	1,250	XXX	
8399999	Total - Bonds					5,570,168	5,593,303	5,770,396	5,220,350	7,568	(17,488)	0	(9,920)	0	5,600,251	0	(76,110)	(76,110)	213,044	XXX	
8999997	Total - Preferred Stocks - Part 4					0	XXX	0	0	0	0	0	0	0	0	0	0	0	0	0	XXX
8999998	Total - Preferred Stocks - Part 5					0	XXX	0	0	0	0	0	0	0	0	0	0	0	0	0	XXX
8999999	Total - Preferred Stocks					0	XXX	0	0	0	0	0	0	0	0	0	0	0	0	0	XXX
9799997	Total - Common Stocks - Part 4					0	XXX	0	0	0	0	0	0	0	0	0	0	0	0	0	XXX
9799998	Total - Common Stocks - Part 5					0	XXX	0	0	0	0	0	0	0	0	0	0	0	0	0	XXX
9799999	Total - Common Stocks					0	XXX	0	0	0	0	0	0	0	0	0	0	0	0	0	XXX
9899999	Total - Preferred and Common Stocks					0	XXX	0	0	0	0	0	0	0	0	0	0	0	0	0	XXX
9999999	Totals					5,570,168	XXX	5,770,396	5,220,350	7,568	(17,488)	0	(9,920)	0	5,600,251	0	(76,110)	(76,110)	213,044	XXX	

E14

ANNUAL STATEMENT FOR THE YEAR 2020 OF THE Coventry Health Care of Kansas, Inc.

SCHEDULE D - PART 5

Showing All Long-Term Bonds and Stocks ACQUIRED During Year and Fully DISPOSED OF During Current Year

1 CUSIP Identi- fication	2 Description	3 For- eign	4 Date Acquired	5 Name of Vendor	6 Disposal Date	7 Name of Purchaser	8 Par Value (Bonds) or Number of Shares (Stock)	9 Actual Cost	10 Consid- eration	11 Book/ Adjusted Carrying Value at Disposal	Change in Book/Adjusted Carrying Value					17 Foreign Exchange Gain (Loss) on Disposal	18 Realized Gain (Loss) on Disposal	19 Total Gain (Loss) on Disposal	20 Interest and Dividends Received During Year	21 Paid for Accrued Interest and Dividends	
											12 Unrealized Valuation Increase/ (Decrease)	13 Current Year's (Amort- ization)/ Accretion	14 Current Year's Other- Than- Temporary Impairment Recognized	15 Total Change in Book/ Adjusted Carrying Valu (12 + 13 - 14)	16 Total Foreign Exchange Change in Book/ Adjusted Carrying Value						
912828-VB-3	US TREASURY NOTE/BOND 1.750% 05/15/23		01/09/2020	Various	01/17/2020	MIZUHO SECURITIES USA	388,000	389,819	389,819	389,798	0	(21)	0	(21)	0	0	21	21	1,250	985	
0599999. Subtotal - Bonds - U.S. Governments							388,000	389,819	389,819	389,798	0	(21)	0	(21)	0	0	21	21	1,250	985	
8399998. Total - Bonds							388,000	389,819	389,819	389,798	0	(21)	0	(21)	0	0	21	21	1,250	985	
8999998. Total - Preferred Stocks								0	0	0	0	0	0	0	0	0	0	0	0	0	0
9799998. Total - Common Stocks								0	0	0	0	0	0	0	0	0	0	0	0	0	0
9899999. Total - Preferred and Common Stocks								0	0	0	0	0	0	0	0	0	0	0	0	0	0
9999999 - Totals								389,819	389,819	389,798	0	(21)	0	(21)	0	0	21	21	1,250	985	

Schedule D-Part 6-Section 1-Valuation of Shares of Subsidiary, Controlled or Affiliated Companies

N O N E

Schedule D - Part 6 - Section 2

N O N E

Schedule DA - Part 1 - Short-Term Investments Owned

N O N E

Schedule DB - Part A - Section 1 - Options, Caps, Floors, Collars, Swaps and Forwards Open

N O N E

Schedule DB - Part A - Section 2 - Options, Caps, Floors, Collars, Swaps and Forwards Terminated

N O N E

Schedule DB - Part B - Section 1 - Futures Contracts Open

N O N E

Schedule DB - Part B - Section 1B - Brokers with whom cash deposits have been made

N O N E

Schedule DB - Part B - Section 2 - Futures Contracts Terminated

N O N E

Schedule DB - Part D - Section 1 - Counterparty Exposure for Derivative Instruments Open

N O N E

Schedule DB - Part D-Section 2 - Collateral for Derivative Instruments Open - Pledged By

N O N E

Schedule DB - Part D-Section 2 - Collateral for Derivative Instruments Open - Pledged To

N O N E

Schedule DB - Part E - Derivatives Hedging Variable Annuity Guarantees as of December 31 of
Current Year

N O N E

Schedule DL - Part 1 - Reinvested Collateral Assets Owned

N O N E

Schedule DL - Part 2 - Reinvested Collateral Assets Owned

N O N E

ANNUAL STATEMENT FOR THE YEAR 2020 OF THE Coventry Health Care of Kansas, Inc.

SCHEDULE E - PART 2 - CASH EQUIVALENTS

Show Investments Owned December 31 of Current Year

1 CUSIP	2 Description	3 Code	4 Date Acquired	5 Rate of Interest	6 Maturity Date	7 Book/Adjusted Carrying Value	8 Amount of Interest Due and Accrued	9 Amount Received During Year
0599999	Total - U.S. Government Bonds					0	0	0
1099999	Total - All Other Government Bonds					0	0	0
1799999	Total - U.S. States, Territories and Possessions Bonds					0	0	0
2499999	Total - U.S. Political Subdivisions Bonds					0	0	0
3199999	Total - U.S. Special Revenues Bonds					0	0	0
	BEMIS CO CP 4(2) 144A		12/14/2020	0.230	01/13/2021	1,701,870	0	196
	CATERPILLAR INC CP 3(A) 3		12/30/2020	0.100	01/13/2021	132,996	0	1
	DUKE ENERGY CORPORATION CP 4(2) 144A		12/29/2020	0.250	01/19/2021	3,226,597	0	67
	SOUTHERN POWER CO CP 4(2) 144A		12/17/2020	0.300	01/19/2021	2,999,550	0	375
	SPIRE INC CP 4(2) 144A		12/21/2020	0.250	01/27/2021	446,918	0	34
3299999	Subtotal - Bonds - Industrial and Miscellaneous (Unaffiliated) - Issuer Obligations					8,507,931	0	673
3899999	Total - Industrial and Miscellaneous (Unaffiliated) Bonds					8,507,931	0	673
4899999	Total - Hybrid Securities					0	0	0
5599999	Total - Parent, Subsidiaries and Affiliates Bonds					0	0	0
6099999	Subtotal - SVO Identified Funds					0	0	0
6599999	Subtotal - Unaffiliated Bank Loans					0	0	0
7699999	Total - Issuer Obligations					8,507,931	0	673
7799999	Total - Residential Mortgage-Backed Securities					0	0	0
7899999	Total - Commercial Mortgage-Backed Securities					0	0	0
7999999	Total - Other Loan-Backed and Structured Securities					0	0	0
8099999	Total - SVO Identified Funds					0	0	0
8199999	Total - Affiliated Bank Loans					0	0	0
8299999	Total - Unaffiliated Bank Loans					0	0	0
8399999	Total Bonds					8,507,931	0	673
60934N-50-0	FEDERATED INVESTORS INC TREASURY OBLIGATION FUND		12/15/2020	0.000		696	0	34
8599999	Subtotal - Exempt Money Market Mutual Funds - as Identified by the SVO					696	0	34
8899999	Total Cash Equivalents					8,508,627	0	707

Book/Adjusted Carrying Value by NAIC Designation Category Footnote:

1A	\$ 8,507,931	1B	\$ 0	1C	\$ 0	1D	\$ 0	1E	\$ 0	1F	\$ 0	1G	\$ 0
2A	\$ 0	2B	\$ 0	2C	\$ 0								
3A	\$ 0	3B	\$ 0	3C	\$ 0								
4A	\$ 0	4B	\$ 0	4C	\$ 0								
5A	\$ 0	5B	\$ 0	5C	\$ 0								
6	\$ 0												

E28

ANNUAL STATEMENT FOR THE YEAR 2020 OF THE Coventry Health Care of Kansas, Inc.

SCHEDULE E - PART 3 - SPECIAL DEPOSITS

States, Etc.	1 Type of Deposit	2 Purpose of Deposit	Deposits For the Benefit of All Policyholders		All Other Special Deposits	
			3 Book/Adjusted Carrying Value	4 Fair Value	5 Book/Adjusted Carrying Value	6 Fair Value
1. Alabama	AL		0	0	0	0
2. Alaska	AK		0	0	0	0
3. Arizona	AZ		0	0	0	0
4. Arkansas	AR	B RSD by INS CODE AR 23-76-118	316,127	326,936	0	0
5. California	CA		0	0	0	0
6. Colorado	CO		0	0	0	0
7. Connecticut	CT		0	0	0	0
8. Delaware	DE		0	0	0	0
9. District of Columbia	DC		0	0	0	0
10. Florida	FL		0	0	0	0
11. Georgia	GA		0	0	0	0
12. Hawaii	HI		0	0	0	0
13. Idaho	ID		0	0	0	0
14. Illinois	IL		0	0	0	0
15. Indiana	IN		0	0	0	0
16. Iowa	IA		0	0	0	0
17. Kansas	KS		0	0	0	0
18. Kentucky	KY		0	0	0	0
19. Louisiana	LA		0	0	0	0
20. Maine	ME		0	0	0	0
21. Maryland	MD		0	0	0	0
22. Massachusetts	MA		0	0	0	0
23. Michigan	MI		0	0	0	0
24. Minnesota	MN		0	0	0	0
25. Mississippi	MS		0	0	0	0
26. Missouri	MO	B RSD by INS CODE MO 354.410 RSMo	943,363	975,617	0	0
27. Montana	MT		0	0	0	0
28. Nebraska	NE		0	0	0	0
29. Nevada	NV		0	0	0	0
30. New Hampshire	NH		0	0	0	0
31. New Jersey	NJ		0	0	0	0
32. New Mexico	NM		0	0	0	0
33. New York	NY		0	0	0	0
34. North Carolina	NC		0	0	0	0
35. North Dakota	ND		0	0	0	0
36. Ohio	OH		0	0	0	0
37. Oklahoma	OK	B RSD by INS CODE O.S.36.1613	556,985	576,029	0	0
38. Oregon	OR		0	0	0	0
39. Pennsylvania	PA		0	0	0	0
40. Rhode Island	RI		0	0	0	0
41. South Carolina	SC		0	0	0	0
42. South Dakota	SD		0	0	0	0
43. Tennessee	TN		0	0	0	0
44. Texas	TX		0	0	0	0
45. Utah	UT		0	0	0	0
46. Vermont	VT		0	0	0	0
47. Virginia	VA		0	0	0	0
48. Washington	WA		0	0	0	0
49. West Virginia	WV		0	0	0	0
50. Wisconsin	WI		0	0	0	0
51. Wyoming	WY		0	0	0	0
52. American Samoa	AS		0	0	0	0
53. Guam	GU		0	0	0	0
54. Puerto Rico	PR		0	0	0	0
55. U.S. Virgin Islands	VI		0	0	0	0
56. Northern Mariana Islands	MP		0	0	0	0
57. Canada	CAN		0	0	0	0
58. Aggregate Alien and Other	OT	XXX	0	0	0	0
59. Subtotal	XXX	XXX	1,816,475	1,878,582	0	0
DETAILS OF WRITE-INS						
5801.						
5802.						
5803.						
5898. Summary of remaining write-ins for Line 58 from overflow page	XXX	XXX	0	0	0	0
5899. Totals (Lines 5801 thru 5803 plus 5898)(Line 58 above)	XXX	XXX	0	0	0	0