



HEALTH QUARTERLY STATEMENT

AS OF MARCH 31, 2026
OF THE CONDITION AND AFFAIRS OF THE

Arcadian Health Plan, Inc.

NAIC Group Code 0119 0119 NAIC Company Code 12151 Employer's ID Number 20-1001348
(Current) (Prior)

Organized under the Laws of Kentucky, State of Domicile or Port of Entry KY

Country of Domicile United States of America

Licensed as business type: Other

Is HMO Federally Qualified? Yes [] No [X]

Incorporated/Organized 04/06/2004 Commenced Business 01/01/2005

Statutory Home Office 101 East Main Street, Louisville, KY, US 40202
(Street and Number) (City or Town, State, Country and Zip Code)

Main Administrative Office 101 East Main Street
(Street and Number)
Louisville, KY, US 40202, 502-580-1000
(City or Town, State, Country and Zip Code) (Area Code) (Telephone Number)

Mail Address P.O. Box 740036, Louisville, KY, US 40201-7436
(Street and Number or P.O. Box) (City or Town, State, Country and Zip Code)

Primary Location of Books and Records 101 East Main Street
(Street and Number)
Louisville, KY, US 40202, 502-580-1000
(City or Town, State, Country and Zip Code) (Area Code) (Telephone Number)

Internet Website Address www.humana.com

Statutory Statement Contact Liz Young, 502-580-3025
(Name) (Area Code) (Telephone Number)
DOIINQUIRIES@humana.com, 502-580-3750
(E-mail Address) (FAX Number)

OFFICERS

Chief Executive Officer Daniel Andrew Tufto Chief Financial Officer Ashley Nicole Burton
Secretary Courtney Danielle Durall VP & Treasurer Robert Martin Marcoux Jr.

OTHER

Erin Fegan Banet, SVP, Chief Audit and Risk Officer John Edward Barger III, SVP, Medicaid President Susan Renee Crowe, SVP, Chief Compliance Officer
Daniel Kevin Feld, Associate VP, Tax John-Paul William Felter, SVP, Chief Accounting Officer & Controller Catherine Elva Field, SVP, Medicare Divisional Leader
John Stephen Littig, VP, Medicare Regional President Celeste Marie Mellet, Executive Vice President - Finance William Mark Preston, VP, Investments
George Renaudin II, President Frederick William Roth, VP, Medicare Supplement Lisa Thornell Stephens, SVP & Chief Operating Officer, Insurance
Gilbert Alan Stewart, SVP, Medicare Divisional Leader

DIRECTORS OR TRUSTEES

Courtney Danielle Durall George Renaudin II Daniel Andrew Tufto

State of Kentucky SS:
County of Jefferson

The officers of this reporting entity being duly sworn, each depose and say that they are the described officers of said reporting entity, and that on the reporting period stated above, all of the herein described assets were the absolute property of the said reporting entity, free and clear from any liens or claims thereon, except as herein stated, and that this statement, together with related exhibits, schedules and explanations therein contained, annexed or referred to, is a full and true statement of all the assets and liabilities and of the condition and affairs of the said reporting entity as of the reporting period stated above, and of its income and deductions therefrom for the period ended, and have been completed in accordance with the NAIC Annual Statement Instructions and Accounting Practices and Procedures manual except to the extent that: (1) state law may differ; or, (2) that state rules or regulations require differences in reporting not related to accounting practices and procedures, according to the best of their information, knowledge and belief, respectively. Furthermore, the scope of this attestation by the described officers also includes the related corresponding electronic filing with the NAIC, when required, that is an exact copy (except for formatting differences due to electronic filing) of the enclosed statement. The electronic filing may be requested by various regulators in lieu of or in addition to the enclosed statement.

Daniel Andrew Tufto
Chief Executive Officer

Courtney Danielle Durall
Secretary

Robert Martin Marcoux, Jr.
VP & Treasurer

Subscribed and sworn to before me this 4th day of May, 2026

- a. Is this an original filing? Yes [X] No []
b. If no,
1. State the amendment number.....
2. Date filed
3. Number of pages attached.....

Julia Wentworth
Notary Public
January 10, 2029



Julia Wentworth
Notary Public
State at Large
Kentucky

STATEMENT AS OF MARCH 31, 2026 OF THE Arcadian Health Plan, Inc.

ASSETS

	Current Statement Date			4 December 31 Prior Year Net Admitted Assets
	1 Assets	2 Nonadmitted Assets	3 Net Admitted Assets (Cols. 1 - 2)	
1. Bonds	1,541,661,036	0	1,541,661,036	1,286,189,792
2. Stocks:				
2.1 Preferred stocks	0	0	0	0
2.2 Common stocks	0	0	0	0
3. Mortgage loans on real estate:				
3.1 First liens	0	0	0	0
3.2 Other than first liens.....	0	0	0	0
4. Real estate:				
4.1 Properties occupied by the company (less \$0 encumbrances)	0	0	0	0
4.2 Properties held for the production of income (less \$0 encumbrances)	0	0	0	0
4.3 Properties held for sale (less \$0 encumbrances)	0	0	0	0
5. Cash (\$(14,671,476)), cash equivalents (\$301,757,174) and short-term investments (\$0)	287,085,697	0	287,085,697	351,581,568
6. Contract loans (including \$0 premium notes)	0	0	0	0
7. Derivatives	0	0	0	0
8. Other invested assets	0	0	0	0
9. Receivables for securities	1,310,000	0	1,310,000	0
10. Securities lending reinvested collateral assets	55,439,435	0	55,439,435	104,201,071
11. Aggregate write-ins for invested assets	0	0	0	0
12. Subtotals, cash and invested assets (Lines 1 to 11)	1,885,496,168	0	1,885,496,168	1,741,972,431
13. Title plants less \$0 charged off (for Title insurers only)	0	0	0	0
14. Investment income due and accrued	9,152,957	0	9,152,957	11,172,830
15. Premiums and considerations:				
15.1 Uncollected premiums and agents' balances in the course of collection	79,503,920	286,527	79,217,392	69,326,824
15.2 Deferred premiums, agents' balances and installments booked but deferred and not yet due (including \$0 earned but unbilled premiums)	0	0	0	0
15.3 Accrued retrospective premiums (\$159,469,623) and contracts subject to redetermination (\$397,899,532)	557,369,155	0	557,369,155	390,334,720
16. Reinsurance:				
16.1 Amounts recoverable from reinsurers	0	0	0	0
16.2 Funds held by or deposited with reinsured companies	0	0	0	0
16.3 Other amounts receivable under reinsurance contracts	0	0	0	0
17. Amounts receivable relating to uninsured plans	102,941,227	1,245,598	101,695,629	54,315,683
18.1 Current federal and foreign income tax recoverable and interest thereon	0	0	0	0
18.2 Net deferred tax asset	36,548,608	159,340	36,389,268	36,389,268
19. Guaranty funds receivable or on deposit	0	0	0	0
20. Electronic data processing equipment and software	0	0	0	0
21. Furniture and equipment, including health care delivery assets (\$0)	0	0	0	0
22. Net adjustment in assets and liabilities due to foreign exchange rates	0	0	0	0
23. Receivables from parent, subsidiaries and affiliates	0	0	0	0
24. Health care (\$161,077,376) and other amounts receivable	204,670,790	43,587,368	161,083,421	197,141,476
25. Aggregate write-ins for other-than-invested assets	24,322,517	24,322,517	0	0
26. Total assets excluding Separate Accounts, Segregated Accounts and Protected Cell Accounts (Lines 12 to 25)	2,900,005,341	69,601,350	2,830,403,991	2,500,653,233
27. From Separate Accounts, Segregated Accounts and Protected Cell Accounts	0	0	0	0
28. Total (Lines 26 and 27)	2,900,005,341	69,601,350	2,830,403,991	2,500,653,233
DETAILS OF WRITE-INS				
1101.	0	0	0	0
1102.				
1103.				
1198. Summary of remaining write-ins for Line 11 from overflow page	0	0	0	0
1199. Totals (Lines 1101 through 1103 plus 1198)(Line 11 above)	0	0	0	0
2501. Prepaid Expenses	185,822	185,822	0	0
2502. Prepaid Commissions	21,988,260	21,988,260	0	0
2503. Provider Contracts	2,148,434	2,148,434	0	0
2598. Summary of remaining write-ins for Line 25 from overflow page	0	0	0	0
2599. Totals (Lines 2501 through 2503 plus 2598)(Line 25 above)	24,322,517	24,322,517	0	0

LIABILITIES, CAPITAL AND SURPLUS

	Current Period			Prior Year
	1 Covered	2 Uncovered	3 Total	4 Total
1. Claims unpaid (less \$ 289,444,189 reinsurance ceded)	649,811,728	106,783,558	756,595,286	874,878,370
2. Accrued medical incentive pool and bonus amounts	87,496,336	0	87,496,336	74,293,734
3. Unpaid claims adjustment expenses	7,576,793	0	7,576,793	5,135,568
4. Aggregate health policy reserves, including the liability of \$ 0 for medical loss ratio rebate per the Public Health Service Act	98,626,090	0	98,626,090	71,666,939
5. Aggregate life policy reserves	0	0	0	0
6. Property/casualty unearned premium reserve	0	0	0	0
7. Aggregate health claim reserves	0	0	0	0
8. Premiums received in advance	16,854,496	0	16,854,496	8,329,679
9. General expenses due or accrued	17,812,336	0	17,812,336	7,537,918
10.1 Current federal and foreign income tax payable and interest thereon (including \$ (27,084) on realized gains (losses))	17,276,730	0	17,276,730	19,206,307
10.2 Net deferred tax liability	0	0	0	0
11. Ceded reinsurance premiums payable	0	0	0	0
12. Amounts withheld or retained for the account of others.....	75	0	75	0
13. Remittances and items not allocated	438,489	0	438,489	785,084
14. Borrowed money (including \$ 0 current) and interest thereon \$ 0 (including \$ 0 current)	0	0	0	0
15. Amounts due to parent, subsidiaries and affiliates	58,135,001	0	58,135,001	48,997,462
16. Derivatives	0	0	0	0
17. Payable for securities	0	0	0	0
18. Payable for securities lending	55,439,435	0	55,439,435	104,201,071
19. Funds held under reinsurance treaties (with \$ 0 authorized reinsurers, \$ 289,444,189 unauthorized reinsurers and \$ 0 certified reinsurers).....	289,444,189	0	289,444,189	0
20. Reinsurance in unauthorized and certified (\$ 0) companies	0	0	0	0
21. Net adjustments in assets and liabilities due to foreign exchange rates	0	0	0	0
22. Liability for amounts held under uninsured plans	114,179,789	0	114,179,789	40,256,143
23. Aggregate write-ins for other liabilities (including \$ 169,455 current)	497,427	0	497,427	419,793
24. Total liabilities (Lines 1 to 23)	1,413,588,914	106,783,558	1,520,372,472	1,255,708,066
25. Aggregate write-ins for special surplus funds	XXX	XXX	0	0
26. Common capital stock	XXX	XXX	1,000,020	1,000,020
27. Preferred capital stock	XXX	XXX	0	0
28. Gross paid in and contributed surplus	XXX	XXX	684,630,733	684,630,733
29. Surplus notes	XXX	XXX	0	0
30. Aggregate write-ins for other-than-special surplus funds	XXX	XXX	0	0
31. Unassigned funds (surplus)	XXX	XXX	624,400,766	559,314,414
32. Less treasury stock, at cost:				
32.1 0 shares common (value included in Line 26 \$ 0)	XXX	XXX	0	0
32.2 0 shares preferred (value included in Line 27 \$ 0)	XXX	XXX	0	0
33. Total capital and surplus (Lines 25 to 31 minus Line 32)	XXX	XXX	1,310,031,519	1,244,945,167
34. Total liabilities, capital and surplus (Lines 24 and 33)	XXX	XXX	2,830,403,991	2,500,653,233
DETAILS OF WRITE-INS				
2301. Unclaimed Property	497,427	0	497,427	419,793
2302.				
2303.				
2398. Summary of remaining write-ins for Line 23 from overflow page	0	0	0	0
2399. Totals (Lines 2301 through 2303 plus 2398)(Line 23 above)	497,427	0	497,427	419,793
2501.	XXX	XXX	0	0
2502.	XXX	XXX		
2503.	XXX	XXX		
2598. Summary of remaining write-ins for Line 25 from overflow page	XXX	XXX	0	0
2599. Totals (Lines 2501 through 2503 plus 2598)(Line 25 above)	XXX	XXX	0	0
3001.	XXX	XXX	0	0
3002.	XXX	XXX		
3003.	XXX	XXX		
3098. Summary of remaining write-ins for Line 30 from overflow page	XXX	XXX	0	0
3099. Totals (Lines 3001 through 3003 plus 3098)(Line 30 above)	XXX	XXX	0	0

STATEMENT OF REVENUE AND EXPENSES

	Current Year To Date		Prior Year To Date	Prior Year Ended December 31
	1 Uncovered	2 Total	3 Total	4 Total
1. Member Months	XXX	1,710,155	1,572,135	6,346,746
2. Net premium income (including \$ 0 non-health premium income)	XXX	1,662,211,428	2,659,750,819	10,560,641,794
3. Change in unearned premium reserves and reserve for rate credits	XXX	(16,079,173)	0	39,653,904
4. Fee-for-service (net of \$ 0 medical expenses)	XXX	0	0	0
5. Risk revenue	XXX	0	0	0
6. Aggregate write-ins for other health care related revenues	XXX	0	0	0
7. Aggregate write-ins for other non-health revenues	XXX	0	0	0
8. Total revenues (Lines 2 to 7)	XXX	1,646,132,255	2,659,750,819	10,600,295,698
Hospital and Medical:				
9. Hospital/medical benefits	215,534,667	2,000,794,338	1,890,631,057	7,491,369,479
10. Other professional services	4,349,836	40,379,253	30,057,330	133,693,807
11. Outside referrals	0	0	0	0
12. Emergency room and out-of-area	5,805,045	53,887,841	48,203,669	198,606,155
13. Prescription drugs	38,086,133	353,551,100	298,947,626	1,401,287,438
14. Aggregate write-ins for other hospital and medical	0	0	0	0
15. Incentive pool, withhold adjustments and bonus amounts	0	13,323,039	18,826,022	68,175,394
16. Subtotal (Lines 9 to 15)	263,775,681	2,461,935,571	2,286,665,704	9,293,132,273
Less:				
17. Net reinsurance recoveries	0	1,126,509,582	0	0
18. Total hospital and medical (Lines 16 minus 17)	263,775,681	1,335,425,989	2,286,665,704	9,293,132,273
19. Non-health claims (net)	0	0	0	0
20. Claims adjustment expenses, including \$ 108,060,623 cost containment expenses	0	118,237,968	115,889,135	502,107,308
21. General administrative expenses	0	123,284,528	175,393,924	788,141,150
22. Increase in reserves for life and accident and health contracts (including \$ 0 increase in reserves for life only)	0	0	0	(27,479,753)
23. Total underwriting deductions (Lines 18 through 22)	263,775,681	1,576,948,485	2,577,948,763	10,555,900,978
24. Net underwriting gain or (loss) (Lines 8 minus 23)	XXX	69,183,770	81,802,056	44,394,720
25. Net investment income earned	0	14,467,602	20,405,024	77,535,091
26. Net realized capital gains (losses) less capital gains tax of \$ (27,084)	0	(101,886)	270,409	3,595,683
27. Net investment gains (losses) (Lines 25 plus 26)	0	14,365,716	20,675,433	81,130,774
28. Net gain or (loss) from agents' or premium balances charged off [(amount recovered \$ 0) (amount charged off \$ 0)]	0	0	0	0
29. Aggregate write-ins for other income or expenses	0	28	46	203,673
30. Net income or (loss) after capital gains tax and before all other federal income taxes (Lines 24 plus 27 plus 28 plus 29)	XXX	83,549,515	102,477,535	125,729,167
31. Federal and foreign income taxes incurred	XXX	17,303,815	15,853,188	18,250,493
32. Net income (loss) (Lines 30 minus 31)	XXX	66,245,699	86,624,347	107,478,674
DETAILS OF WRITE-INS				
0601.	XXX	0	0	0
0602.	XXX	0	0	0
0603.	XXX	0	0	0
0698. Summary of remaining write-ins for Line 6 from overflow page	XXX	0	0	0
0699. Totals (Lines 0601 through 0603 plus 0698)(Line 6 above)	XXX	0	0	0
0701.	XXX	0	0	0
0702.	XXX	0	0	0
0703.	XXX	0	0	0
0798. Summary of remaining write-ins for Line 7 from overflow page	XXX	0	0	0
0799. Totals (Lines 0701 through 0703 plus 0798)(Line 7 above)	XXX	0	0	0
1401.	0	0	0	0
1402.	0	0	0	0
1403.	0	0	0	0
1498. Summary of remaining write-ins for Line 14 from overflow page	0	0	0	0
1499. Totals (Lines 1401 through 1403 plus 1498)(Line 14 above)	0	0	0	0
2901. Miscellaneous Income	0	28	46	203,673
2902.	0	0	0	0
2903.	0	0	0	0
2998. Summary of remaining write-ins for Line 29 from overflow page	0	0	0	0
2999. Totals (Lines 2901 through 2903 plus 2998)(Line 29 above)	0	28	46	203,673

STATEMENT OF REVENUE AND EXPENSES (Continued)

	1 Current Year to Date	2 Prior Year to Date	3 Prior Year Ended December 31
CAPITAL AND SURPLUS ACCOUNT			
33. Capital and surplus prior reporting year.....	1,244,945,167	1,076,148,896	1,076,148,896
34. Net income or (loss) from Line 32.....	66,245,699	86,624,347	107,478,674
35. Change in valuation basis of aggregate policy and claim reserves.....	0	0	0
36. Change in net unrealized capital gains (losses) less capital gains tax of \$.....0	(425,012)	169,643	1,507,690
37. Change in net unrealized foreign exchange capital gain or (loss).....	0	0	0
38. Change in net deferred income tax.....	0	0	(24,238,537)
39. Change in nonadmitted assets.....	(734,336)	(58,968,116)	84,048,444
40. Change in unauthorized and certified reinsurance.....	0	0	0
41. Change in treasury stock.....	0	0	0
42. Change in surplus notes.....	0	0	0
43. Cumulative effect of changes in accounting principles.....	0	0	0
44. Capital Changes:			
44.1 Paid in.....	0	0	0
44.2 Transferred from surplus (stock dividend).....	0	0	0
44.3 Transferred to surplus.....	0	0	0
45. Surplus adjustments:			
45.1 Paid in.....	0	0	0
45.2 Transferred to capital (stock dividend).....	0	0	0
45.3 Transferred from capital.....	0	0	0
46. Dividends to stockholders.....	0	0	0
47. Aggregate write-ins for gains or (losses) in surplus.....	0	0	0
48. Net change in capital & surplus (Lines 34 to 47).....	65,086,352	27,825,875	168,796,271
49. Capital and surplus end of reporting period (Line 33 plus 48)	1,310,031,519	1,103,974,771	1,244,945,167
DETAILS OF WRITE-INS			
4701.	0	0	0
4702.			
4703.			
4798. Summary of remaining write-ins for Line 47 from overflow page.....	0	0	0
4799. Totals (Lines 4701 through 4703 plus 4798)(Line 47 above)	0	0	0

STATEMENT AS OF MARCH 31, 2026 OF THE Arcadian Health Plan, Inc.

CASH FLOW

	1 Current Year To Date	2 Prior Year To Date	3 Prior Year Ended December 31
Cash from Operations			
1. Premiums collected net of reinsurance	1,504,873,341	2,442,066,852	10,373,485,936
2. Net investment income	17,374,436	24,042,855	82,688,301
3. Miscellaneous income	0	0	0
4. Total (Lines 1 to 3)	1,522,247,777	2,466,109,707	10,456,174,236
5. Benefit and loss related payments	1,384,409,053	2,211,544,331	9,267,274,666
6. Net transfers to Separate Accounts, Segregated Accounts and Protected Cell Accounts	0	0	0
7. Commissions, expenses paid and aggregate write-ins for deductions	201,706,906	292,236,620	1,317,016,680
8. Dividends paid to policyholders	0	0	0
9. Federal and foreign income taxes paid (recovered) net of \$ 94,497 tax on capital gains (losses)	19,206,309	(15,940,113)	(15,940,113)
10. Total (Lines 5 through 9)	1,605,322,268	2,487,840,838	10,568,351,234
11. Net cash from operations (Line 4 minus Line 10)	(83,074,491)	(21,731,131)	(112,176,998)
Cash from Investments			
12. Proceeds from investments sold, matured or repaid:			
12.1 Bonds	83,695,858	121,490,924	682,024,459
12.2 Stocks	0	0	0
12.3 Mortgage loans	0	0	0
12.4 Real estate	0	0	0
12.5 Other invested assets	0	0	0
12.6 Net gains or (losses) on cash, cash equivalents and short-term investments	(25)	(39)	782
12.7 Miscellaneous proceeds	48,761,636	5,767,775	0
12.8 Total investment proceeds (Lines 12.1 to 12.7)	132,457,469	127,258,660	682,025,241
13. Cost of investments acquired (long-term only):			
13.1 Bonds	340,608,018	60,466,291	266,714,425
13.2 Stocks	0	0	0
13.3 Mortgage loans	0	0	0
13.4 Real estate	0	0	0
13.5 Other invested assets	0	0	0
13.6 Miscellaneous applications	1,310,000	0	58,904,762
13.7 Total investments acquired (Lines 13.1 to 13.6)	341,918,018	60,466,291	325,619,187
14. Net increase/(decrease) in contract loans and premium notes	0	0	0
15. Net cash from investments (Line 12.8 minus Line 13.7 and Line 14)	(209,460,549)	66,792,369	356,406,055
Cash from Financing and Miscellaneous Sources			
16. Cash provided (applied):			
16.1 Surplus notes, capital notes	0	0	0
16.2 Capital and paid in surplus, less treasury stock	0	0	0
16.3 Borrowed funds	0	0	0
16.4 Net deposits on deposit-type contracts and other insurance liabilities	0	0	0
16.5 Dividends to stockholders	0	0	0
16.6 Other cash provided (applied)	228,039,169	(24,486,754)	(10,695,703)
17. Net cash from financing and miscellaneous sources (Line 16.1 through Line 16.4 minus Line 16.5 plus Line 16.6)	228,039,169	(24,486,754)	(10,695,703)
RECONCILIATION OF CASH, CASH EQUIVALENTS AND SHORT-TERM INVESTMENTS			
18. Net change in cash, cash equivalents and short-term investments (Line 11, plus Lines 15 and 17)	(64,495,871)	20,574,484	233,533,354
19. Cash, cash equivalents and short-term investments:			
19.1 Beginning of year	351,581,568	118,048,214	118,048,214
19.2 End of period (Line 18 plus Line 19.1)	287,085,697	138,622,698	351,581,568

Note: Supplemental disclosures of cash flow information for non-cash transactions:

--	--	--	--

STATEMENT AS OF MARCH 31, 2026 OF THE Arcadian Health Plan, Inc.

EXHIBIT OF PREMIUMS, ENROLLMENT AND UTILIZATION

	1 Total	Comprehensive (Hospital & Medical)		4 Medicare Supplement	5 Vision Only	6 Dental Only	7 Federal Employees Health Benefits Plan	8 Title XVIII Medicare	9 Title XIX Medicaid	10 Credit A&H	11 Disability Income	12 Long-Term Care	13 Other Health	14 Other Non-Health
		2 Individual	3 Group											
Total Members at end of:														
1. Prior year	529,990	0	0	0	0	0	0	497,409	32,581	0	0	0	0	0
2. First quarter	570,880	0	0	0	0	0	0	538,951	31,929	0	0	0	0	0
3. Second quarter	0	0	0	0	0	0	0	0	0	0	0	0	0	0
4. Third quarter	0	0	0	0	0	0	0	0	0	0	0	0	0	0
5. Current year	0	0	0	0	0	0	0	0	0	0	0	0	0	0
6. Current year member months	1,710,155	0	0	0	0	0	0	1,612,802	97,353	0	0	0	0	0
Total Member Ambulatory Encounters for Period:														
7. Physician	3,309,157	0	0	0	0	0	0	3,059,817	249,340	0	0	0	0	0
8. Non-physician	2,242,491	0	0	0	0	0	0	1,634,178	608,313	0	0	0	0	0
9. Total	5,551,648	0	0	0	0	0	0	4,693,995	857,653	0	0	0	0	0
10. Hospital patient days incurred	916,929	0	0	0	0	0	0	349,536	567,393	0	0	0	0	0
11. Number of inpatient admissions	76,023	0	0	0	0	0	0	36,326	39,697	0	0	0	0	0
12. Health premiums written (a)	2,842,095,736	0	0	0	0	0	0	2,542,036,482	300,059,254	0	0	0	0	0
13. Life premiums direct	0	0	0	0	0	0	0	0	0	0	0	0	0	0
14. Property/casualty premiums written	0	0	0	0	0	0	0	0	0	0	0	0	0	0
15. Health premiums earned	2,826,016,562	0	0	0	0	0	0	2,542,036,482	283,980,080	0	0	0	0	0
16. Property/casualty premiums earned	0	0	0	0	0	0	0	0	0	0	0	0	0	0
17. Amount paid for provision of health care services	2,223,098,366	0	0	0	0	0	0	1,936,008,148	287,090,218	0	0	0	0	0
18. Amount incurred for provision of health care services	2,461,935,571	0	0	0	0	0	0	2,189,004,725	272,930,846	0	0	0	0	0

(a) For health premiums written: amount of Medicare Title XVIII exempt from state taxes or fees \$2,542,036,482

UNDERWRITING AND INVESTMENT EXHIBIT

ANALYSIS OF CLAIMS UNPAID - PRIOR YEAR - NET OF REINSURANCE

Line of Business	Claims Paid Year to Date		Liability End of Current Quarter		5 Claims Incurred in Prior Years (Columns 1 + 3)	6 Estimated Claim Reserve and Claim Liability December 31 of Prior Year
	1 On Claims Incurred Prior to January 1 of Current Year	2 On Claims Incurred During the Year	3 On Claims Unpaid Dec. 31 of Prior Year	4 On Claims Incurred During the Year		
1. Comprehensive (hospital and medical) individual	0	0	0	0	0	0
2. Comprehensive (hospital and medical) group	0	0	0	0	0	0
3. Medicare Supplement	0	0	0	0	0	0
4. Vision only	0	0	0	0	0	0
5. Dental only	0	0	0	0	0	0
6. Federal Employees Health Benefits Plan	0	0	0	0	0	0
7. Title XVIII - Medicare	362,213,105	736,609,213	148,297,990	505,651,665	510,511,095	758,073,347
8. Title XIX - Medicaid	85,744,776	201,345,442	661,435	101,984,196	86,406,211	116,805,022
9. Credit A&H	0	0	0	0	0	0
10. Disability income	0	0	0	0	0	0
11. Long-term care	0	0	0	0	0	0
12. Other health	0	0	0	0	0	0
13. Health subtotal (Lines 1 to 12)	447,957,881	937,954,654	148,959,425	607,635,861	596,917,306	874,878,369
14. Health care receivables (a)	43,837,228	157,016,141	0	0	43,837,228	255,326,867
15. Other non-health	0	0	0	0	0	0
16. Medical incentive pools and bonus amounts	120,436	0	71,126,102	16,370,234	71,246,538	74,293,734
17. Totals (Lines 13 - 14 + 15 + 16)	404,241,089	780,938,513	220,085,527	624,006,096	624,326,616	693,845,236

(a) Excludes \$ 3,811,375 loans or advances to providers not yet expensed.

NOTES TO THE FINANCIAL STATEMENTS

1. Summary of Significant Accounting Policies and Going Concern

A. Accounting Practices

The financial statements of the Company are presented on the basis of accounting practices prescribed or permitted by the Commonwealth of Kentucky Department of Insurance.

The Commonwealth of Kentucky Department of Insurance (the Department) recognizes only statutory accounting practices prescribed or permitted by the State of Kentucky for determining and reporting the financial condition and results of operations of an insurance company, for determining its solvency under the Kentucky Insurance Law. The National Association of Insurance Commissioners' (NAIC) Accounting Practices and Procedures manual (NAIC SSAP) has been adopted as a component of prescribed or permitted practices by the State of Kentucky. The Commissioner of Insurance has the right to permit other specific practices that deviate from prescribed practices. No deviations from the Codification currently exist.

A reconciliation of the Company's net income and capital and surplus between NAIC SSAP and practices prescribed and permitted by the State of Kentucky is shown below:

	SSAP #	F/S Page	F/S Line #	2026	2025
Net Income					
1. Arcadian Health Plan, Inc. Kentucky basis	xxx	xxx	xxx	\$ 66,245,699	\$ 107,478,674
2. State Prescribed Practices that is an increase/(decrease) NAIC SSAP				-	-
3. State Permitted Practices that is an increase/(decrease) NAIC				-	-
4. NAIC SSAP	xxx	xxx	xxx	\$ <u>66,245,699</u>	\$ <u>107,478,674</u>
Surplus					
5. Arcadian Health Plan, Inc. Kentucky basis	xxx	xxx	xxx	\$ 1,310,031,519	\$ 1,244,945,167
6. State Prescribed Practices that is an increase/(decrease) NAIC SSAP				-	-
7. State Permitted Practices that is an increase/(decrease) NAIC SSAP				-	-
8. NAIC SSAP	xxx	xxx	xxx	\$ <u>1,310,031,519</u>	\$ <u>1,244,945,167</u>

B. Use of Estimates in the Preparation of the Financial Statements

The preparation of financial statements in conformity with Statutory Accounting Principles requires management to make estimates and assumptions that affect the reported amounts of assets and liabilities. It also requires disclosure of contingent assets and liabilities at the date of the financial statements and the reported amounts of revenue and expenses during the period. These estimates are based on knowledge of current events and anticipated future events, and accordingly, actual results could differ from those estimates.

C. Accounting Policy

Premiums are reported as earned in the period in which members are entitled to receive services, and are net of retroactive membership adjustments. Retroactive membership adjustments result from enrollment changes not yet processed, or not yet reported by an employer group or the government. Premiums received prior to such period are recorded as advance premiums.

Benefits incurred and loss adjustment expenses include claim payments, capitation payments, pharmacy costs net of rebates, allocations of certain centralized expenses, legal and administrative costs to settle claims, and various other costs incurred to provide health insurance coverage to members, as well as estimates of future payments to hospitals and others for medical care provided prior to the date of the statements of admitted assets, liabilities and surplus. Capitation payments represent monthly contractual fees disbursed to participating primary care physicians, and other providers who are responsible for providing medical care to members. Pharmacy costs represent payments for members' prescription drug benefits, net of rebates from drug manufacturers.

In addition, the Company uses the following accounting policies:

- (1) Short-term investments include investments mainly in U.S. Government obligations with a maturity of twelve months or less from the date of purchase. Short-term investments are recorded at amortized cost. The carrying value of short-term investments approximates fair value due to the short-term maturities of the investments.
- (2-4) Investments are valued and classified in accordance with methods prescribed by the NAIC. Bonds with an NAIC rating of 1 or 2 are carried at amortized cost, with all other bonds being recorded at the lower of amortized cost or fair value; redeemable preferred stocks are carried at amortized cost; and non-redeemable preferred stocks are carried at fair value. Common stocks are carried at fair value.

The Company regularly evaluates investment securities for impairment. For all securities other than loan-backed and structured securities, the Company considers factors affecting the investee, factors affecting the industry the investee operates within, and general debt and equity market trends. The Company also considers the length of time an investment's fair value has been below carrying value,

NOTES TO THE FINANCIAL STATEMENTS

the near term prospects for recovery to carrying value, and the Company's intent and ability to hold the investment until maturity or market recovery is realized. If and when a determination is made that a decline in fair value below the cost basis is other-than-temporary, the related investment is written down to its estimated fair value through earnings.

Amortization of bond premium or discount is computed using the scientific interest method.

Income from investments is recorded on an accrual basis. For the purpose of determining realized gains and losses, the cost of securities sold is based upon specific identification. Investment income due and accrued over 90 days past due is nonadmitted.

- (5) Not Applicable.
- (6) For loan backed and structured securities where the securities fair value is less than the amortized cost, the Company considers several factors to determine if the security's impairment is other-than-temporary. If the Company has the intent to sell the security or if the Company does not have the intent and ability to retain the security until recovery of its fair value, the related investment is written down to its estimated fair value through earnings. If, however, the Company has the intent and ability to retain the security until recovery of its fair value, the Company considers factors affecting the investee, factors affecting the industry the investee operates within, and general debt and equity market trends. The Company also considers the length of time an investment's fair value has been below carrying value and the near term prospects for recovery to carrying value. If the determination is made, based on these factors, that the Company does expect to recover the entire amortized cost of the security, then an other-than-temporary impairment has not occurred. If, however, the determination is made that the Company does not expect to recover the entire amortized cost of the security based on the factors noted above, the Company recognizes a realized loss in earnings for the non-interest related decline. No loss is recognized for the interest impairment.
- (7) Not Applicable.
- (8) Not Applicable.
- (9) Not Applicable.
- (10-11) The estimates of future medical benefit payments are developed using actuarial methods and assumptions based upon claim payment patterns, medical cost inflation, historical development such as claim inventory levels and claim receipt patterns, and other relevant factors. Corresponding administrative costs to process outstanding claims are estimated and accrued. Estimates of future payments relating to services incurred in the current and prior periods are continually reviewed by management and adjusted as necessary.

The Company assesses the profitability of its contracts for providing health insurance coverage to its members when current operating results or forecasts indicate probable future losses. The Company records a premium deficiency liability in current operations to the extent that the sum of expected future medical costs, claim adjustment expenses and maintenance costs exceed related future premiums. Investment income is utilized in the calculation of the premium deficiency liability.

Management believes the Company's benefits payable and loss adjustment expense are adequate to cover future claims and loss adjustment expense payments required, however, such estimates are based on knowledge of current events and anticipated future events and, therefore, the actual liability could differ from the amounts provided.

- (12) The Company has not modified its capitalization policy from the prior period.

Equipment is stated at cost less accumulated depreciation. Depreciation expense is computed using the straight-line method over estimated useful lives generally ranging from three to five years. Improvements to leased facilities are depreciated over the shorter of the remaining lease term or the anticipated life of the improvement.

The Company recognizes an asset or liability for the deferred tax consequences of temporary differences between the tax basis of assets or liabilities and their reported amounts in the financial statements. The temporary differences will result in taxable or deductible amounts in future years when the reported amounts of the assets or liabilities are recovered or settled.

- (13) The Company estimates anticipated Pharmacy Rebate Receivables using the analysis of historical recovery patterns.
- (14) Not Applicable.
- (15) Not Applicable.

D. Going Concern

Management of the Company has evaluated the Company's ability to continue as a going concern under SSAP No. 1, *Accounting Policies, Risks & Uncertainties, and Other Disclosures* (SSAP No. 1). Based on this evaluation, Management has determined that there is no substantial doubt about the Company's ability to continue as a going concern.

NOTES TO THE FINANCIAL STATEMENTS

2. Accounting Changes and Corrections of Errors

Not Applicable.

3. Business Combinations and Goodwill

A. Statutory Purchase Method

Not Applicable.

B. Statutory Merger

Not Applicable.

C. Assumption Reinsurance

Not Applicable.

D. Impairment Loss

Not Applicable.

E. Subcomponents and Calculation of Adjusted Surplus and Total Admitted Goodwill

Not Applicable.

4. Discontinued Operations

Not Applicable.

5. Investments

A. Mortgage Loans, Including Mezzanine Real Estate Loans

Not Applicable.

B. Debt Restructuring

Not Applicable.

C. Reverse Mortgages

Not Applicable.

D. Asset-Backed Securities

(1) Prepayment assumptions for mortgage-backed/loan-backed and structured securities were obtained from industry market sources.

(2) Not Applicable.

(3) Not Applicable.

(4) The Company does not have any investments in an other-than-temporary impairment position at March 31, 2026.

Gross unrealized losses and related fair value of temporarily impaired securities that have been in a continuous unrealized loss position were as follows at March 31, 2026:

(a) The aggregate amount of unrealized losses:

1. Less than Twelve Months	\$	(797,847)
2. Twelve Months or Longer	\$	(33,552,738)

(b) The aggregate related fair value of securities with unrealized losses:

1. Less than Twelve Months	\$	44,769,804
2. Twelve Months or Longer	\$	248,165,788

(5) Unrealized losses are primarily due to increases in market interest rates and tighter liquidity conditions in the current markets than when the securities were purchased. All issuers of securities trading at an unrealized loss remain current on all contractual payments and the Company believes it is probable that all amounts due according to the contractual terms of the debt securities are collectible. After taking into account these and other factors, including the severity of the decline and the Company's ability and intent to hold these securities until recovery or maturity, the Company determined the unrealized losses on these investment securities were temporary and, as such, no impairment was required.

STATEMENT AS OF March 31, 2026 OF Arcadian Health Plan, Inc.

NOTES TO THE FINANCIAL STATEMENTS

E. Dollar Repurchase Agreements and/or Securities Lending Transactions

- (1) The Company participates in securities lending transactions. The book/adjusted carrying value and fair value of securities on loan at March 31, 2026 and December 31, 2025 was \$71,149,425 and \$113,054,433, respectively. Book/adjusted carrying value approximates fair value due to the short-term maturity of the investments. The Company maintains effective control over the loaned securities and requires collateral initially equal to at least 102% of the market value of the loaned securities. Collateral received consists of cash and fixed-income securities. Non-cash collateral is not recorded in the statements of assets, liabilities, capital and surplus, as the Company does not have the right to sell, pledge, or otherwise reinvest the non-cash collateral. The Company did not have OTTI on invested collateral at March 31, 2026 and December 31, 2025.
- (2) The Company has not pledged any of its assets as collateral that are not reclassified and separately reported in the statement of assets, liabilities, capital and surplus.

(3) Collateral Received

- a. The aggregate amounts of contractually obligated open collateral positions and the corresponding liabilities that represented the Company's obligations to return the collateral at March 31, 2026 and December 31, 2025 were as follows:

	March 31, 2026	December 31, 2025
(1) Securities Lending		
a. Open	\$ -	\$ -
b. 30 days or less	55,439,435	104,201,071
c. 31 to 60 days	-	-
d. 61 to 90 days	-	-
e. Greater than 90 days	-	-
f. Sub-total (Sum of a+b+c+d+e)	<u>55,439,435</u>	<u>104,201,071</u>
g. Securities received	<u>18,256,834</u>	<u>10,528,941</u>
h. Total collateral received (f+g)	<u>\$ 73,696,269</u>	<u>\$ 114,730,012</u>

- b. The fair value of the collateral and the portion of the collateral that was sold or repledged was \$73,696,269 and \$114,730,012, at March 31, 2026 and December 31, 2025, respectively.
- c. Cash collateral is invested in fixed income, short-term and cash equivalent securities and the offsetting collateral liability is included in payable for securities lending in the statements of assets, liabilities, capital and surplus. Non-cash collateral consists of fixed income debt securities.

- (4) The Company did not have any securities lending transactions administered by an affiliated agent which were "one-line" at March 31, 2026 and December 31, 2025.

(5) Collateral Reinvested

- a. The aggregate amounts of reinvested cash collateral and securities available to repledge by maturity term at March 31, 2026 and December 31, 2025 were as follows:

	March 31, 2026		December 31, 2025	
	Amortized Cost	Fair Value	Amortized Cost	Fair Value
(1) Securities Lending				
a. Open	\$ -	\$ -	\$ -	\$ -
b. 30 days or less	23,112,082	23,112,738	68,114,075	68,114,520
c. 31 to 60 days	17,954,181	17,953,824	24,165,562	24,165,686
d. 61 to 90 days	2,405,586	2,405,871	1,306,247	1,306,959
e. 91 to 120 days	950,101	949,870	4,082,021	4,082,532
f. 121 to 180 days	5,605,595	5,604,578	2,939,055	2,939,461
g. 181 to 365 days	5,415,376	5,412,554	3,592,178	3,591,913
h. 1 to 2 years	-	-	-	-
i. 2 to 3 years	-	-	-	-
j. Greater than 3 years	-	-	-	-
k. Sub-total (Sum of a through j)	<u>55,442,921</u>	<u>55,439,435</u>	<u>104,199,138</u>	<u>104,201,071</u>
l. Securities reinvested	-	-	-	-
m. Total collateral reinvested (k+l)	<u>\$ 55,442,921</u>	<u>\$ 55,439,435</u>	<u>\$ 104,199,138</u>	<u>\$ 104,201,071</u>

- b. The Company did not have maturity dates of the collateral to be returned that did not match the invested assets at March 31, 2026 and December 31, 2025.

- (6) The Company accepts non-cash collateral through its participation in securities lending transactions with its lending agent. Non-cash collateral generally consists of U.S. government securities which are not recorded in the statements of assets, liabilities, capital and surplus as the Company does not have the right to sell, pledge or otherwise reinvest these securities unless the counterparty defaults. The aggregate fair value of non-cash collateral accepted was \$18,256,834 and \$10,528,941, at March 31, 2026 and December 31, 2025, respectively.

NOTES TO THE FINANCIAL STATEMENTS

(7) The Company had no cash or non-cash collateral for securities lending transactions that extended beyond one year at March 31, 2026 and December 31, 2025, respectively.

F. Repurchase Agreements Transactions Accounted for as Secured Borrowing

Not Applicable.

G. Reverse Repurchase Agreements Transactions Accounted for as Secured Borrowing

Not Applicable.

H. Repurchase Agreements Transactions Accounted for as a Sale

Not Applicable.

I. Reverse Repurchase Agreements Transactions Accounted for as a Sale

Not Applicable.

J. Real Estate

Not Applicable.

K. Low-Income Housing Tax Credits (LIHTC)

Not Applicable.

STATEMENT AS OF March 31, 2026 OF Arcadian Health Plan, Inc.

NOTES TO THE FINANCIAL STATEMENTS

L. Restricted Assets

(1) Restricted Assets (Including Pledged)

Restricted Asset Category	1	2	3	4	5	6	7
	Total Gross (Admitted & Nonadmitted) Restricted from Current Year	Total Gross (Admitted & Nonadmitted) Restricted from Prior Year	Increase/ (Decrease) (1 minus 2)	Total Current Year Nonadmitted Restricted	Total Current Year Admitted Restricted (1 minus 4)	Percentage Gross (Admitted & Nonadmitted) Restricted to Total Assets (a)	Percentage Admitted Restricted to Total Admitted Assets (b)
a. Subject to contractual obligation for which liability is not shown	\$ -	\$ -	\$ -	\$ -	\$ -	-%	-%
b. Collateral held under security lending agreements	55,439,435	104,201,071	(48,761,636)	-	55,439,435	1.91%	1.96%
c. Subject to repurchase agreements	-	-	-	-	-	-	-
d. Subject to reverse repurchase agreements	-	-	-	-	-	-	-
e. Subject to dollar repurchase agreements	-	-	-	-	-	-	-
f. Subject to dollar reverse repurchase agreements	-	-	-	-	-	-	-
g. Placed under option contracts	-	-	-	-	-	-	-
h. Letter stock or securities restricted to sale – excluding FHLB capital stock	-	-	-	-	-	-	-
i. FHLB capital stock	-	-	-	-	-	-	-
j. On deposit with states	12,582,476	12,852,908	(270,432)	-	12,582,476	0.43%	0.44%
k. On deposit with other regulatory bodies	-	-	-	-	-	-	-
l. Pledged collateral to FHLB (including assets backing funding agreements)	-	-	-	-	-	-	-
m. Pledged as collateral not captured in other categories	-	-	-	-	-	-	-
n. Other restricted assets	-	-	-	-	-	-	-
o. Collateral assets received and on balance sheet	-	-	-	-	-	-	-
p. Assets held under modco reinsurance agreements	-	-	-	-	-	-	-
q. Assets held under funds withheld reinsurance agreements	-	-	-	-	-	-	-
r. Total Restricted Assets	\$ 68,021,911	\$ 117,053,979	\$ (49,032,068)	-	\$ 68,021,911	2.34%	2.40%

NOTES TO THE FINANCIAL STATEMENTS

Restricted Asset Category	8 Amount Reported in General Interrogatories	9 Difference from Note and GI	10 GI Ref
a. Subject to contractual obligation for which liability is not shown	\$ XXX	\$ XXX	XXX
b. Collateral held under security lending agreements	18,256,834	37,182,601	25.04+25.05
c. Subject to repurchase agreements	-	-	26.21
d. Subject to reverse repurchase agreements	-	-	26.22
e. Subject to dollar repurchase agreements	-	-	26.23
f. Subject to dollar reverse repurchase agreements	-	-	26.24
g. Placed under option contracts	-	-	26.25
h. Letter stock or securities restricted to sale – excluding FHLB capital stock	-	-	26.26
i. FHLB capital stock	-	-	26.27
j. On deposit with states	12,582,476	-	26.28
k. On deposit with other regulatory bodies	-	-	26.29
l. Pledged collateral to FHLB (including assets backing funding agreements)	-	-	26.31
m. Pledged as collateral not captured in other categories	-	-	26.30
n. Other restricted assets	-	-	26.32
o. Collateral assets received and on balance sheet	XXX	XXX	XXX
p. Assets held under modco reinsurance agreements	XXX	XXX	XXX
q. Assets held under funds withheld reinsurance agreements	XXX	XXX	XXX
r. Total Restricted Assets	XXX	XXX	XXX

NOTES TO THE FINANCIAL STATEMENTS

GI Reference	Difference between Note and GI (Per Column 9 above)	Explanation
25.04+25.05	37,182,601	This is the difference in the cash collateral and non-cash collateral of the Securities Lending program as referenced in FN5.E. For Quarterly Statements, GI 25.04 and 25.05 are not reported. This is the difference that would be reported.
26.21	-	NA
26.22	-	NA
26.23	-	NA
26.24	-	NA
26.25	-	NA
26.26	-	NA
26.27	-	NA
26.28	-	For Quarterly Statements, GI 26.28 is not reported. This is the difference that would be reported.
26.29	-	NA
26.31	-	NA
26.30	-	NA
26.32	-	NA

- (2) Detail of Assets Pledged as Collateral Not Captured in Other Categories (Contracts that Share Similar Characteristics, Such as Reinsurance and Derivatives, Are Reported in the Aggregate)

Not Applicable.

- (3) Detail of Other Restricted Assets Categories (Contracts that Share Similar Characteristics, Such as Reinsurance and Derivatives, Are Reported in the Aggregate)

Not Applicable.

- (4) Collateral Received and Reflected as Assets Within the Reporting Entity's Financial Statements

Not Applicable.

- (5) Detail of Assets Held as Collateral or Under Modified Coinsurance (Modco) or Funds Withheld Reinsurance (FWH) Agreements Have Been Pledged For Another Purpose Specific to the Insurance Reporting Entity (Not For the Benefit of the Reinsurer).

Not Applicable.

M. Working Capital Finance Investments

Not Applicable.

N. Offsetting and Netting of Assets and Liabilities

Not Applicable.

O. 5GI* Securities

Not Applicable.

P. Short Sales

Not Applicable.

Q. Prepayment Penalty and Acceleration Fees

Not Applicable.

R. Share of Cash Pool by Asset Type

Not Applicable.

S. Aggregate Collateral Loans by Qualifying Investment Collateral

Not Applicable.

6. Joint Ventures, Partnerships and Limited Liability Companies

- A. The Company has no investments in Joint Ventures, Partnerships or Limited Liability Companies that exceed 10.0 percent of its admitted assets.

- B. The Company did not recognize any impairment write down for its investments in Joint Ventures, Partnerships and Limited Liability Companies during the statement periods.

NOTES TO THE FINANCIAL STATEMENTS

7. Investment Income

A. Due and accrued income was excluded from surplus on the following basis:

All investment income due and accrued with amounts that are over 90 days past due with the exception of mortgage loans in default.

B. The total amount excluded was \$0.

C. The gross, nonadmitted and admitted amounts for interest income due and accrued.

Interest Income Due and Accrued		Amount
1. Gross	\$	9,152,957
2. Nonadmitted	\$	-
3. Admitted	\$	9,152,957

D. The aggregate deferred interest.

Aggregate Deferred Interest	\$	Amount
		-

E. The cumulative amounts of paid-in-kind (PIK) interest included in the current principal balance.

Cumulative amounts of PIK interest included in the current principal balance	\$	Amount
		-

8. Derivative Instruments

Not Applicable.

9. Income Taxes

The Inflation Reduction Act (Act) was enacted on August 16, 2022 and included a new corporate alternative minimum tax (CAMT). The Act and the CAMT went into effect for tax years beginning after 2022. The Company is an applicable corporation for 2025 as the average adjusted financial statement income for Humana Inc. and Subsidiaries for the applicable three-tax-year period exceeds the \$1 billion income-based threshold. However, the Company does not expect to incur a CAMT liability in 2026 as its regular tax liability is expected to exceed the tentative minimum tax. Further, no other taxable entities or taxable groups within the Company's structure are expected to exceed the average adjusted financial statement income threshold. The Company has not made an accounting policy election to disregard CAMT when evaluating the need for a valuation allowance for its non-CAMT DTAs.

No material change since year-end December 31, 2025.

10. Information Concerning Parent, Subsidiaries and Affiliates

A.-B. The Company has several management contracts with Humana Inc. and other related parties whereby the Company is provided with medical and executive management, information systems, claims processing, billing and enrollment, and telemarketing and other services as required by the Company. Management fees charged to operations for the years ended December 31, 2025 and 2024 were \$823,413,188 and \$678,620,257, respectively. As a part of this agreement, Humana Inc. makes cash disbursements on behalf of the Company which includes, but is not limited to, medical related items, general and administrative expenses, commissions and payroll. The Company continues to be primarily liable for any outstanding payments made on behalf of the Company, should Humana Inc. not be able to fulfill its obligations.

The Company has various related party agreements with no material change since year-end December 31, 2025.

No dividends or returns of capital were paid by the Company as of March 31, 2026.

C. (1) Detail of Material Related Party Transactions

The Company has related party transactions with no material change since year-end December 31, 2025.

(2) Detail of Material Related Party Transactions Involving Services

The Company has related party transactions involving services with no material change since year-end December 31, 2025.

(3) Detail of Material Related Party Transactions Exchange of Assets and Liabilities

Not Applicable.

(4) Detail of Amounts Owed To/From a Related Party

The Company has amounts owed to/from a related party with no material change since year-end December 31, 2025.

NOTES TO THE FINANCIAL STATEMENTS

- D. At March 31, 2026, the Company reported \$58,135,001 due to Humana Inc. Amounts due to or from parent are generally settled within 90 days.
- E. Not Applicable.
- F. Not Applicable.
- G. All outstanding shares of the Company are owned by the Parent Company.
- H. Not Applicable.
- I. Not Applicable.
- J. Not Applicable.
- K. Not Applicable.
- L. Not Applicable.
- M. All SCA Investments
Not Applicable.
- N. Investment in Insurance SCA
Not Applicable.
- O. SCA Loss Tracking
Not Applicable.

11. Debt

- A. Debt Including Capital Notes
The Company has no debentures outstanding.
The Company has no capital notes outstanding.
The Company does not have any reverse repurchase agreements.
- B. Federal Home Loan Bank (FHLB) Agreements
The Company does not have any FHLB agreements.

12. Retirement Plans, Deferred Compensation, Postemployment Benefits and Compensated Absences and Other Postretirement Benefit Plans

- A.-D. Defined Benefit Plans
Not Applicable.
- E. Defined Contribution Plans
Not Applicable.
- F. Multiemployer Plans
Not Applicable.
- G. Consolidated/Holding Company Plans
No material change since year-end December 31, 2025.
- H. Postemployment Benefits and Compensated Absences
Not Applicable.
- I. Impact of Medicare Modernization Act on Postretirement Benefits (INT 04-17)
Not Applicable.

13. Capital and Surplus, Shareholders' Dividend Restrictions and Quasi-Reorganizations

- A. The Company has \$16.667 par value common stock with 60,000 shares authorized and 60,000 shares issued and 60,000 outstanding. All shares are common stock shares.
- B. The Company has no preferred stock outstanding.

NOTES TO THE FINANCIAL STATEMENTS

C.-E. No material change since year-end December 31, 2025.

F. There were no restrictions placed on the Company's surplus, including for whom the surplus is being held.

G. Not Applicable.

H. Not Applicable.

I. Not Applicable.

J. The portion of unassigned funds (surplus) represented or reduced by cumulative unrealized gains and losses is \$(425,012).

K. Not Applicable.

L. Not Applicable.

M. Not Applicable.

14. Liabilities, Contingencies and Assessments

A. Contingent Commitments

Not Applicable.

B. Assessments

Not Applicable.

C. Gain Contingencies

Not Applicable.

D. Claims related extra contractual obligation and bad faith losses stemming from lawsuits

Not Applicable.

E. Joint and Several Liabilities

Not Applicable.

F. All Other Contingencies

During the ordinary course of business, the Company is subject to pending and threatened legal actions. Management of the Company does not believe that any of these actions will have a material adverse effect on the Company's surplus, results of operations or cash flows. However, the likelihood or outcome of current or future legal proceedings cannot be accurately predicted, and they could adversely affect the Company's surplus, results of operations and cash flows.

On May 1, 2025, the Department of Justice (DOJ) filed a complaint in partial intervention related to a qui tam lawsuit filed by an individual formerly employed by eHealth, Inc., in the United States District Court for the District of Massachusetts. The intervened lawsuit is captioned *United States of America ex. rel. Andrew Shea v. eHealth, Inc., et al., Case No. 1:21-cv-11777-DJC*. The complaint alleges certain civil violations in connection with non-commission payments Humana made to three call center broker partners. The complaint also includes allegations relating to Humana's marketing of Medicare Advantage plans to Medicare-eligible beneficiaries under the age of 65. The action seeks damages and penalties on behalf of the United States under the federal False Claims Act. The court ordered the qui tam action unsealed following the filing of DOJ's complaint in partial intervention on May 1, 2025. Humana takes seriously its obligations to comply with applicable regulatory requirements and laws, and will vigorously defend against these allegations. This matter could lead to additional federal securities law and stockholder derivative allegations.

The Company is not aware of any other material contingent liabilities as of March 31, 2026.

15. Leases

Not Applicable.

16. Information about Financial Instruments With Off-Balance Sheet Risk and Financial Instruments With Concentrations of Credit Risk

The Company has no investment in Financial Instruments with Off-Balance Sheet Risk or Concentrations of Credit Risk.

17. Sale, Transfer and Servicing of Financial Assets and Extinguishments of Liabilities

A. Transfers of Receivables Reported as Sales

Not Applicable.

NOTES TO THE FINANCIAL STATEMENTS

B. Transfer and Servicing of Financial Assets

Refer to Note 5E – *Dollar Repurchase Agreements and/or Securities Lending Transactions*.

C. Wash Sales

Not Applicable.

18. Gain or Loss to the Reporting Entity from Uninsured Plans and the Uninsured Portion of Partially Insured Plans

A. ASO Plans

Not Applicable.

B. ASC Plans

Not Applicable.

C. Medicare or Other Similarly Structured Cost Based Reimbursement Contract

(1) The Company records no revenue explicitly attributable to the cost share and reinsurance components of its Medicare or other similarly structured cost based reimbursement contracts.

(2) As of March 31, 2026, the Company has recorded a receivable from CMS of \$100,505,651 related to the cost share and reinsurance components of administered Medicare products. The Company does not have any receivables greater than 10% of the Company’s accounts receivable from uninsured accident and health plans or \$10,000.

(3) As no revenue is recorded in connection with the cost share and reinsurance components of the Company’s Medicare or other similarly structured cost based reimbursement contracts, the Company has recorded no allowances and reserves for adjustment of recorded revenues and receivables.

(4) The Company has made no adjustment to revenue resulting from audit of receivables related to revenues recorded in the prior period.

19. Direct Premium Written/Produced by Managing General Agents/Third Party Administrators

Not Applicable.

20. Fair Value Measurements

A. (1) The fair value of financial assets at March 31, 2026 were as follows:

	Level 1	Level 2	Level 3	Net Asset Value (NAV)	Total
a. Assets at fair value					
Issuer credit obligations					
Corporate bonds	\$ -	\$ 22,830,478	\$ -	\$ -	\$ 22,830,478
Government bonds	-	-	-	-	-
Municipal bonds	-	-	-	-	-
Specific instruments	-	-	-	-	-
Asset-backed securities (ABS)					
Non-Financial ABS - practical expedient					
Financial ABS - self-liquidating	-	1,927	-	-	1,927
Total bonds	-	22,832,405	-	-	22,832,405
Total assets at fair value/NAV	\$ -	\$ 22,832,405	\$ -	\$ -	\$ 22,832,405
b. Liabilities at fair value					
Total liabilities at fair value	\$ -	\$ -	\$ -	\$ -	\$ -

The Company reports transfers between Level 1 and Level 2 of the fair value hierarchy levels at the end of the reporting period. There were no transfers between Level 1 and Level 2 of the fair value hierarchy between December 31, 2025 and March 31, 2026.

(2) Fair Value Measurements in (Level 3) of the Fair Value Hierarchy

Not Applicable.

(3) The Company reports transfers into or out of Level 3 of the fair value hierarchy levels at the end of the reporting period. There were no transfers into or out of Level 3 of the fair value hierarchy levels between December 31, 2025 and March 31, 2026.

(4) Fair value of actively traded debt securities are based on quoted market prices. Fair value of other debt securities are based on quoted market prices of identical or similar securities or based on observable inputs like interest rates generally using a market valuation approach, or, less frequently, an income valuation approach and are generally classified as Level 2. The Company generally obtains one quoted price for each

NOTES TO THE FINANCIAL STATEMENTS

security from a third party pricing service. These prices are generally derived from recently reported trades for identical or similar securities, including adjustments through the reporting date based upon observable market information. When quoted prices are not available, the third party pricing service may use quoted market prices of comparable securities or discounted cash flow analyses, incorporating inputs that are currently observable in the markets for similar securities. Inputs that are often used in the valuation methodologies include benchmark yields, reported trades, credit spreads, broker quotes, default rates and prepayment speeds. The Company is responsible for the determination of fair value and as such, the Company performs analysis on the prices received from the third party pricing service to determine whether the prices are reasonable estimates of fair value. The Company’s analysis includes a review of monthly price fluctuations as well as a quarterly comparison of the prices received from the pricing service to prices reported by the Company’s third party investment advisor. Based on the Company’s internal price verification procedures and review of fair value methodology documentation provided by the third party pricing service, there were no material adjustments to the prices obtained from the third party pricing service during the quarter ended March 31, 2026.

(5) Derivative Fair Values

Not Applicable.

B. Other Fair Value Disclosures

Securities lending collateral assets: Fair values of securities lending collateral are based on quoted market prices, where available. These fair values are obtained primarily from a third party pricing service, which generally uses Level 1 or Level 2 inputs for the determination of fair value to facilitate fair value measurements and disclosures.

C. Fair Values for All Financial Instruments by Levels 1, 2 and 3

Type of Financial Instrument	Aggregate Fair Value	Admitted Assets	Fair Value Measurements			Net Asset Value (NAV)	Not Practicable (Carrying Value)
			Level 1	Level 2	Level 3		
Cash equivalents	\$ 301,757,174	\$ 301,757,174	\$ 301,757,174	\$ -	\$ -	\$ -	\$ -
Issuer credit obligations	924,020,527	986,281,834	-	924,020,527	-	-	-
Asset-backed securities	518,837,194	555,379,202	-	518,837,194	-	-	-
Securities lending collateral assets	55,439,435	55,439,435	55,439,435	-	-	-	-
Total	\$ 1,800,054,330	\$ 1,898,857,645	\$ 357,196,609	\$ 1,442,857,721	\$ -	\$ -	\$ -

D. Financial Instruments for which Not Practicable to Estimate Fair Values

Not Applicable.

21. Other Items

A. Extraordinary Items

Not Applicable.

B. Troubled Debt Restructuring: Debtors

Not Applicable.

C. Other Disclosures and Unusual Items

Not Applicable.

D. Business Interruption Insurance Recoveries

Not Applicable.

E. State and Federal Transferable and Non-transferable Tax Credits

Not Applicable.

F. Subprime Mortgage Related Risk Exposure

(1) The Company consults with its external investment managers to assess its subprime mortgage related risk exposure. Certain characteristics are utilized to determine if a mortgage-backed security has subprime exposure. The main characteristics reviewed when determining this are the collateral and structure of the security, the loan purpose, loan documentation, occupancy, geographical location, loan size and type. Subprime mortgage borrowers typically have lower credit scores, lower loan balances and higher loan-to-values than other conforming loans. Management practices include reviewing quantitative and qualitative credit models that analyze loan-level collateral composition, historical underwriter performance trends, the impact of macroeconomic factors, and issuer risks; as well as reviewing the estimation of security cash flows

NOTES TO THE FINANCIAL STATEMENTS

and monthly model calibrations.

- (2) Direct exposure through investments in sub-prime mortgage loans.

The Company has no direct exposure through investment to sub-prime mortgage loans.

- (3) Direct exposure through other investments:

- a. Residential mortgage backed securities – No substantial exposure noted.
- b. Commercial mortgage backed securities – No substantial exposure noted.
- c. Collateralized debt obligations – No substantial exposure noted.
- d. Structured securities – No substantial exposure noted.
- e. Equity investment in SCAs – No substantial exposure noted.
- f. Other assets – No substantial exposure noted.
- g. Total – No substantial exposure noted.

- (4) Underwriting exposure to sub-prime mortgage risk through Mortgage Guaranty coverage, Financial Guaranty coverage, Directors and Officers liability coverage, or Errors and Omissions liability coverage.

The Company does not have sub-prime mortgage risk.

Classification of mortgage related securities is primarily based on information from outside data services, including rating agency actions. When considering our exposure, the Company evaluated the percentage of full documentation loans, percent of owner occupied properties, FICO scores, average margin for ARM loans, percent of loans with prepayment penalties, the existence of non-traditional underwriting standards, among other factors.

G. Retained Assets

Not Applicable.

H. Insurance Linked Securities

Not Applicable.

22. Events Subsequent

On May 1, 2026, the Company requested to pay a Dividend to Humana Inc. of \$213,000,000, of which, \$105,521,326 was extraordinary. The Company has not yet received approval to pay the Dividend from the Department. The Company has not yet paid the Dividend.

The Company is not aware of any other events or transactions occurring subsequent to the close of the books for this statement which may have a material effect on its financial condition. Subsequent events have been considered through May 13, 2026 for the Statutory Statement issued on May 13, 2026.

23. Reinsurance

Effective January 1, 2026, the Company entered into a quota share reinsurance contract on a funds withheld coinsurance basis with Hannover Life Reassurance Company of America (Bermuda) LTC. Through this agreement, the Company will cede 50% of its direct Medicare Advantage business under the contract, which includes an experience refund provision that is offset by any accumulated loss carryforwards. The contract meets the requirements for reinsurance accounting in accordance with SSAP No. 61 – *Life Deposit – Type and Accident and Health Reinsurance* and Appendix A – 791, *Life and Health Reinsurance Agreements*. The Company will settle the experience rated refund quarterly.

A. Ceded Reinsurance Report

Section 1 – General Interrogatories

- (1) Are any of the reinsurers, listed in Schedule S as non-affiliated, owned in excess of 10.0 percent or controlled, either directly or indirectly, by the company or by any representative, officer, trustee, or director of the company?

Yes () No (X)

- (2) Have any policies issued by the company been reinsured with a company chartered in a country other than the United States (excluding U.S. Branches of such companies) that is owned in excess of 10.0 percent or controlled directly or indirectly by an insured, a beneficiary, a creditor or an insured or any other person not primarily engaged in the insurance business?

Yes () No (X)

Section 2 – Ceded Reinsurance Report – Part A

- (1) Does the company have any reinsurance agreements in effect under which the reinsurer may unilaterally cancel any reinsurance for reasons other than for nonpayment of premium or other similar credits?

Yes () No (X)

NOTES TO THE FINANCIAL STATEMENTS

- (2) Does the reporting entity have any reinsurance agreements in effect such that the amount of losses paid or accrued through the statement date may result in a payment to the reinsurer of amounts that, in aggregate and allowing for offset of mutual credits from other reinsurance agreements with the same reinsurer, exceed the total direct premium collected under the reinsured policies?

Yes () No (X)

Section 3 – Ceded Reinsurance Report – Part B

- (1) What is the estimated amount of the aggregate reduction in surplus, (for agreements other than those under which the reinsurer may unilaterally cancel for reasons other than for nonpayment of premium or other similar credits that are reflected in Section 2 above) of termination of ALL reinsurance agreements, by either party, as of the date of this statement? Where necessary, the company may consider the current or anticipated experience of the business reinsured in making this estimate. \$0
- (2) Have any new agreements been executed or existing agreements amended, since January 1 of the year of this statement, to include policies or contracts that were in force or which had existing reserves established by the company as of the effective date of the agreement?

Yes () No (X)

B. Uncollectible Reinsurance

Not Applicable.

C. Commutation of Ceded Reinsurance

Not Applicable.

D. Certified Reinsurer Rating Downgraded or Status Subject to Revocation

Not Applicable.

24. Retrospectively Rated Contracts and Contracts Subject to Redetermination

- A. The Company estimates accrued retrospective premium adjustments for its Medicare business through a mathematical approach using an algorithm based upon settlement procedures defined by contracts with CMS.
- B. The Company records accrued retrospective premium as an adjustment to earned premiums.
- C. The amount of net premiums written by the Company at March 31, 2026 that are subject to retrospective rating features was \$1,662,211,428, or 100.00% of the total net premiums written. No other net premiums written by the Company are subject to retrospective rating features.
- D. Medical loss ratio rebates required pursuant to the Public Health Service Act
- Not Applicable.
- E. Risk Sharing Provisions of the Affordable Care Act
- Not Applicable.

25. Change in Incurred Claims and Claim Adjustment Expenses

Benefits and loss adjustment expenses payable, net of health care receivables, as of December 31, 2025, were \$698,980,804. As of March 31, 2026, \$407,884,929 has been paid for incurred claims and claim adjustment expenses attributable to insured events of prior years. Reserves remaining for prior years are now \$221,577,255 as a result of re-estimation of unpaid claims and claim adjustment expenses. Therefore, there has been a \$69,518,620 favorable prior-year development since December 31, 2025. The decrease is generally the result of ongoing analysis of recent loss development trends. Original estimates are increased or decreased as additional information becomes known regarding individual claims. Included in this decrease, the Company experienced \$69,518,620 of favorable prior year claim development on retrospectively rated policies. However, the business to which it relates is subject to premium adjustments.

26. Intercompany Pooling Arrangements

Not Applicable.

27. Structured Settlements

The Company has no structured settlements.

STATEMENT AS OF March 31, 2026 OF Arcadian Health Plan, Inc.

NOTES TO THE FINANCIAL STATEMENTS

28. Health Care Receivables

A. Pharmaceutical Rebate Receivables

Quarter	Estimate Pharmacy Rebates as Reported on Financial Statements	Pharmacy Rebates as Billed or Otherwise Confirmed	Actual Rebates Received Within 90 Days of Billing	Actual Rebates Received Within 91 to 180 Days of Billing	Actual Rebates Received More than 181 Days after Billing
12/31/2026	\$ -	\$ -	\$ -	\$ -	\$ -
9/30/2026	-	-	-	-	-
6/30/2026	-	-	-	-	-
3/31/2026	154,083,564	154,083,564	-	-	-
12/31/2025	152,132,888	152,554,738	144,342,502	-	-
9/30/2025	165,623,793	165,486,800	161,371,332	75,787	-
6/30/2025	193,496,445	190,292,473	180,337,712	(14,243)	10,196,783
3/31/2025	196,352,646	197,881,343	180,565,747	17,093,121	(960)
12/31/2024	193,859,833	187,222,362	174,461,312	(148,445)	10,241,766
9/30/2024	188,728,631	184,156,073	184,261,804	503,288	(574,412)
6/30/2024	176,409,534	173,073,922	173,262,658	152,642	36
3/31/2024	198,667,881	193,889,939	194,107,252	64,297	84,235

B. Risk Sharing Receivables

Risk sharing receivables represent capitation receivables and provider advance receivables over 90 days and are fully non-admitted.

C. Medicare Prescription Payment Plan Receivables

(1) Amounts included in other health care receivable which are recoverable from participants in Medicare Part D Prescription Payment Plan for the current reporting period \$2,045,343

(2) Aging of other health care receivables which are due from participants in Medicare Part D Prescription Payment Plan as follows:

Name of Plan	Current Period Gross*	1 – 30 Days	31 – 60 Days	61 – 90 Days	Over 90 Days	Nonadmitted	Admitted
Medicare Prescription Payment Plan	\$ 2,439,546	\$ 2,045,370	\$ (239)	\$ 212	\$ 394,203	\$ 394,203	\$ 2,045,343
Total	\$ 2,439,546	\$ 2,045,370	\$ (239)	\$ 212	\$ 394,203	\$ 394,203	\$ 2,045,343

*represents the Assets Page Column 1, included within Line 24 before nonadmission.

(3) Incurred claims expense includes write-offs of impaired Medicare Prescription Payment Plan receivables of \$0 for March 31, 2026 and \$0 for December 31, 2025.

29. Participating Policies

The Company has no participating policies.

30. Premium Deficiency Reserves

- Liability carried for premium deficiency reserves \$ 41,078,250
- Date of the most recent evaluation of this liability December 31, 2025
- Was anticipated investment income utilized in the calculation? Yes (X) No ()

31. Anticipated Salvage and Subrogation

Not Applicable.

GENERAL INTERROGATORIES

PART 1 - COMMON INTERROGATORIES

GENERAL

- 1.1 Did the reporting entity experience any material transactions requiring the filing of Disclosure of Material Transactions with the State of Domicile, as required by the Model Act? Yes [] No [X]
- 1.2 If yes, has the report been filed with the domiciliary state? Yes [] No []
- 2.1 Has any change been made during the year of this statement in the charter, by-laws, articles of incorporation, or deed of settlement of the reporting entity? Yes [] No [X]
- 2.2 If yes, date of change: _____
- 3.1 Is the reporting entity a member of an Insurance Holding Company System consisting of two or more affiliated persons, one or more of which is an insurer? Yes [X] No []
If yes, complete Schedule Y, Parts 1 and 1A.
- 3.2 Have there been any substantial changes in the organizational chart since the prior quarter end? Yes [] No [X]
- 3.3 If the response to 3.2 is yes, provide a brief description of those changes.
NA
- 3.4 Is the reporting entity publicly traded or a member of a publicly traded group? Yes [X] No []
- 3.5 If the response to 3.4 is yes, provide the CIK (Central Index Key) code issued by the SEC for the entity/group. 0000049071
- 4.1 Has the reporting entity been a party to a merger or consolidation during the period covered by this statement? Yes [] No [X]
- 4.2 If yes, provide the name of the entity, NAIC Company Code, and state of domicile (use two letter state abbreviation) for any entity that has ceased to exist as a result of the merger or consolidation.

1 Name of Entity	2 NAIC Company Code	3 State of Domicile
Not Applicable.		

5. If the reporting entity is subject to a management agreement, including third-party administrator(s), managing general agent(s), attorney-in-fact, or similar agreement, have there been any significant changes regarding the terms of the agreement or principals involved? Yes [] No [X] N/A []
If yes, attach an explanation.
.....
- 6.1 State as of what date the latest financial examination of the reporting entity was made or is being made. 03/31/2026
- 6.2 State the as of date that the latest financial examination report became available from either the state of domicile or the reporting entity. This date should be the date of the examined balance sheet and not the date the report was completed or released. 03/31/2023
- 6.3 State as of what date the latest financial examination report became available to other states or the public from either the state of domicile or the reporting entity. This is the release date or completion date of the examination report and not the date of the examination (balance sheet date). 12/13/2023
- 6.4 By what department or departments?
California Department of Managed Healthcare
- 6.5 Have all financial statement adjustments within the latest financial examination report been accounted for in a subsequent financial statement filed with Departments? Yes [X] No [] N/A []
- 6.6 Have all of the recommendations within the latest financial examination report been complied with? Yes [X] No [] N/A []
- 7.1 Has this reporting entity had any Certificates of Authority, licenses or registrations (including corporate registration, if applicable) suspended or revoked by any governmental entity during the reporting period? Yes [] No [X]
- 7.2 If yes, give full information:
.....
- 8.1 Is the company a subsidiary of a bank holding company regulated by the Federal Reserve Board? Yes [] No [X]
- 8.2 If response to 8.1 is yes, please identify the name of the bank holding company.
.....
- 8.3 Is the company affiliated with one or more banks, thrifts or securities firms? Yes [] No [X]
- 8.4 If response to 8.3 is yes, please provide below the names and location (city and state of the main office) of any affiliates regulated by a federal regulatory services agency [i.e. the Federal Reserve Board (FRB), the Office of the Comptroller of the Currency (OCC), the Federal Deposit Insurance Corporation (FDIC) and the Securities Exchange Commission (SEC)] and identify the affiliate's primary federal regulator.

1 Affiliate Name	2 Location (City, State)	3 FRB	4 OCC	5 FDIC	6 SEC

GENERAL INTERROGATORIES

- 9.1 Are the senior officers (principal executive officer, principal financial officer, principal accounting officer or controller, or persons performing similar functions) of the reporting entity subject to a code of ethics, which includes the following standards? Yes [] No []
 (a) Honest and ethical conduct, including the ethical handling of actual or apparent conflicts of interest between personal and professional relationships;
 (b) Full, fair, accurate, timely and understandable disclosure in the periodic reports required to be filed by the reporting entity;
 (c) Compliance with applicable governmental laws, rules and regulations;
 (d) The prompt internal reporting of violations to an appropriate person or persons identified in the code; and
 (e) Accountability for adherence to the code.
- 9.11 If the response to 9.1 is no, please explain:

- 9.2 Has the code of ethics for senior managers been amended? Yes [] No []
- 9.21 If the response to 9.2 is yes, provide information related to amendment(s).

- 9.3 Have any provisions of the code of ethics been waived for any of the specified officers? Yes [] No []
- 9.31 If the response to 9.3 is yes, provide the nature of any waiver(s).

FINANCIAL

- 10.1 Does the reporting entity report any amounts due from parent, subsidiaries or affiliates on Page 2 of this statement? Yes [] No []
- 10.2 If yes, indicate any amounts receivable from parent included in the Page 2 amount: \$ 0

INVESTMENT

- 11.1 Were any of the stocks, bonds, or other assets of the reporting entity loaned, placed under option agreement, or otherwise made available for use by another person? (Exclude securities under securities lending agreements.) Yes [] No []
- 11.2 If yes, give full and complete information relating thereto:

12. Amount of real estate and mortgages held in other invested assets in Schedule BA: \$ 0
- 13.1 Does the reporting entity have any investments in parent, subsidiaries and affiliates? Yes [] No []
- 13.2 If yes, please complete the following:
- | | 1
Prior Year-End
Book/Adjusted
Carrying Value | 2
Current Quarter
Book/Adjusted
Carrying Value |
|---|--|---|
| 13.21 Bonds | \$ 0 | \$ 0 |
| 13.22 Preferred Stock | \$ 0 | \$ 0 |
| 13.23 Common Stock | \$ 0 | \$ 0 |
| 13.24 Short-Term Investments | \$ 0 | \$ 0 |
| 13.25 Mortgage Loans on Real Estate | \$ 0 | \$ 0 |
| 13.26 All Other | \$ 0 | \$ 0 |
| 13.27 Total Investment in Parent, Subsidiaries and Affiliates (Subtotal Lines 13.21 to 13.26) | \$ 0 | \$ 0 |
| 13.28 Total Investment in Parent included in Lines 13.21 to 13.26 above | \$ 0 | \$ 0 |
- 14.1 Has the reporting entity entered into any hedging transactions reported on Schedule DB? Yes [] No []
- 14.2 If yes, has a comprehensive description of the hedging program been made available to the domiciliary state? Yes [] No [] N/A []
 If no, attach a description with this statement.

15. For the reporting entity's security lending program, state the amount of the following as of the current statement date:
- | | | |
|--|----------|------------|
| 15.1 Total fair value of reinvested collateral assets reported on Schedule DL, Parts 1 and 2 | \$ | 55,439,435 |
| 15.2 Total book/adjusted carrying value of reinvested collateral assets reported on Schedule DL, Parts 1 and 2 | \$ | 55,442,921 |
| 15.3 Total payable for securities lending reported on the liability page | \$ | 55,439,435 |

GENERAL INTERROGATORIES

16. Excluding items in Schedule E - Part 3 - Special Deposits, real estate, mortgage loans and investments held physically in the reporting entity's offices, vaults or safety deposit boxes, were all stocks, bonds and other securities, owned throughout the current year held pursuant to a custodial agreement with a qualified bank or trust company in accordance with Section 1, III - General Examination Considerations, F. Outsourcing of Critical Functions, Custodial or Safekeeping Agreements of the NAIC Financial Condition Examiners Handbook? Yes [X] No []
- 16.1 For all agreements that comply with the requirements of the NAIC Financial Condition Examiners Handbook, complete the following:

1 Name of Custodian(s)	2 Custodian Address
JP Morgan Chase	4 Metro Tech Center, 6th Floor, Mail Code: NY1-C512, Brooklyn, NY 11245, Attn: Zaida Cepeda

- 16.2 For all agreements that do not comply with the requirements of the NAIC Financial Condition Examiners Handbook, provide the name, location and a complete explanation:

1 Name(s)	2 Location(s)	3 Complete Explanation(s)

- 16.3 Have there been any changes, including name changes, in the custodian(s) identified in 16.1 during the current quarter? Yes [] No [X]
- 16.4 If yes, give full information relating thereto:

1 Old Custodian	2 New Custodian	3 Date of Change	4 Reason

- 16.5 Investment management – Identify all investment advisors, investment managers, broker/dealers, including individuals that have the authority to make investment decisions on behalf of the reporting entity. This includes both primary and sub-advisors. For assets that are managed internally by employees of the reporting entity, note as such. ["...that have access to the investment accounts"; "...handle securities"]

1 Name of Firm or Individual	2 Affiliation
BLACKROCK FINANCIAL MANAGEMENT, INC	U.....
Humana Inc.	I.....

16.5097 For those firms/individuals listed in the table for Question 16.5, do any firms/individuals unaffiliated with the reporting entity (i.e. designated with a "U") manage more than 10% of the reporting entity's invested assets?..... Yes [X] No [] N/A []

16.5098 For firms/individuals unaffiliated with the reporting entity (i.e. designated with a "U") listed in the table for Question 16.5, does the total assets under management aggregate to more than 50% of the reporting entity's invested assets?..... Yes [X] No [] N/A []

- 16.6 For those firms or individuals listed in the table for 16.5 with an affiliation code of "A" (affiliated) or "U" (unaffiliated), provide the information for the table below.

1	2	3	4
Central Registration Depository Number	Name of Firm or Individual	Registered With	Investment Management Agreement (IMA) Filed
107105	BLACKROCK FINANCIAL MANAGEMENT, INC	The SEC	DS.....

- 17.1 Have all the filing requirements of the Purposes and Procedures Manual of the NAIC Investment Analysis Office been followed? Yes [X] No []

17.2 If no, list exceptions:
.....

18. By self-designating 5GI securities, the reporting entity is certifying the following elements for each self-designated 5GI security:
- a. Documentation necessary to permit a full credit analysis of the security does not exist or an NAIC CRP credit rating for an FE or PL security is not available.
 - b. Issuer or obligor is current on all contracted interest and principal payments.
 - c. The insurer has an actual expectation of ultimate payment of all contracted interest and principal.

Has the reporting entity self-designated 5GI securities? Yes [] No [X]

GENERAL INTERROGATORIES

19. By self-designating PLGI securities, the reporting entity is certifying its compliance with the requirements as specified in the Purposes and Procedures Manual of the NAIC Investment Analysis Office (P&P Manual) for private letter rating (PLR) securities and the following elements of each self-designated PLGI security:
- a. The security was either:
 - i. issued prior to January 1, 2018 (which is exempt from PLR filing requirements pursuant to the P&P Manual), or
 - ii. issued from January 1, 2018 to December 31, 2021 and subject to a confidentiality agreement executed prior to January 1, 2022 which confidentiality agreement remains in force, for which an insurance company cannot provide a copy of a private letter rating rationale report to the SVO due to confidentiality or other contractual reasons ("waived submission PLR securities").
 - b. The reporting entity is holding capital commensurate with the NAIC Designation and NAIC Designation Category reported for the security.
 - c. The NAIC Designation and NAIC Designation Category were derived from the credit rating assigned by an NAIC CRP in its legal capacity as a NRSRO which is shown on a current private letter rating, dated during the financial statement year, held by the insurer and available for examination by state insurance regulators.
 - d. Other than for waived submission PLR securities, defined above, on or after January 1, 2024 for any PLR securities issued on or after January 1, 2022, if the reporting entity is not permitted to share this private credit rating or the private rating letter rationale report of the PL security with the SVO, it certifies that it is reporting it as an NAIC 5.B GI and may not assign any other self-designation.
- Has the reporting entity self-designated PLGI to securities, all of which meet the above requirement and as specified in the P&P Manual? Yes [] No []
20. By assigning FE to a Schedule BA non-registered private fund, the reporting entity is certifying the following elements of each self-designated FE fund:
- a. The shares were purchased prior to January 1, 2019.
 - b. The reporting entity is holding capital commensurate with the NAIC Designation reported for the security.
 - c. The security had a public credit rating(s) with annual surveillance assigned by an NAIC CRP in its legal capacity as an NRSRO prior to January 1, 2019.
 - d. The fund only or predominantly holds bonds in its portfolio.
 - e. The current reported NAIC Designation was derived from the public credit rating(s) with annual surveillance assigned by an NAIC CRP in its legal capacity as an NRSRO.
 - f. The public credit rating(s) with annual surveillance assigned by an NAIC CRP has not lapsed.
- Has the reporting entity assigned FE to Schedule BA non-registered private funds that complied with the above criteria? Yes [] No []

GENERAL INTERROGATORIES

PART 2 - HEALTH

- 1. Operating Percentages:
 - 1.1 A&H loss percent 87.690 %
 - 1.2 A&H cost containment percent 6.565 %
 - 1.3 A&H expense percent excluding cost containment expenses 8.108 %

- 2.1 Do you act as a custodian for health savings accounts? Yes [] No []
- 2.2 If yes, please provide the amount of custodial funds held as of the reporting date \$..... 0
- 2.3 Do you act as an administrator for health savings accounts? Yes [] No []
- 2.4 If yes, please provide the balance of the funds administered as of the reporting date \$..... 0

- 3. Is the reporting entity licensed or chartered, registered, qualified, eligible or writing business in at least two states? Yes [] No []

- 3.1 If no, does the reporting entity assume reinsurance business that covers risks residing in at least one state other than the state of domicile of the reporting entity? Yes [] No []

SCHEDULE T - PREMIUMS AND OTHER CONSIDERATIONS

Current Year to Date - Allocated by States and Territories

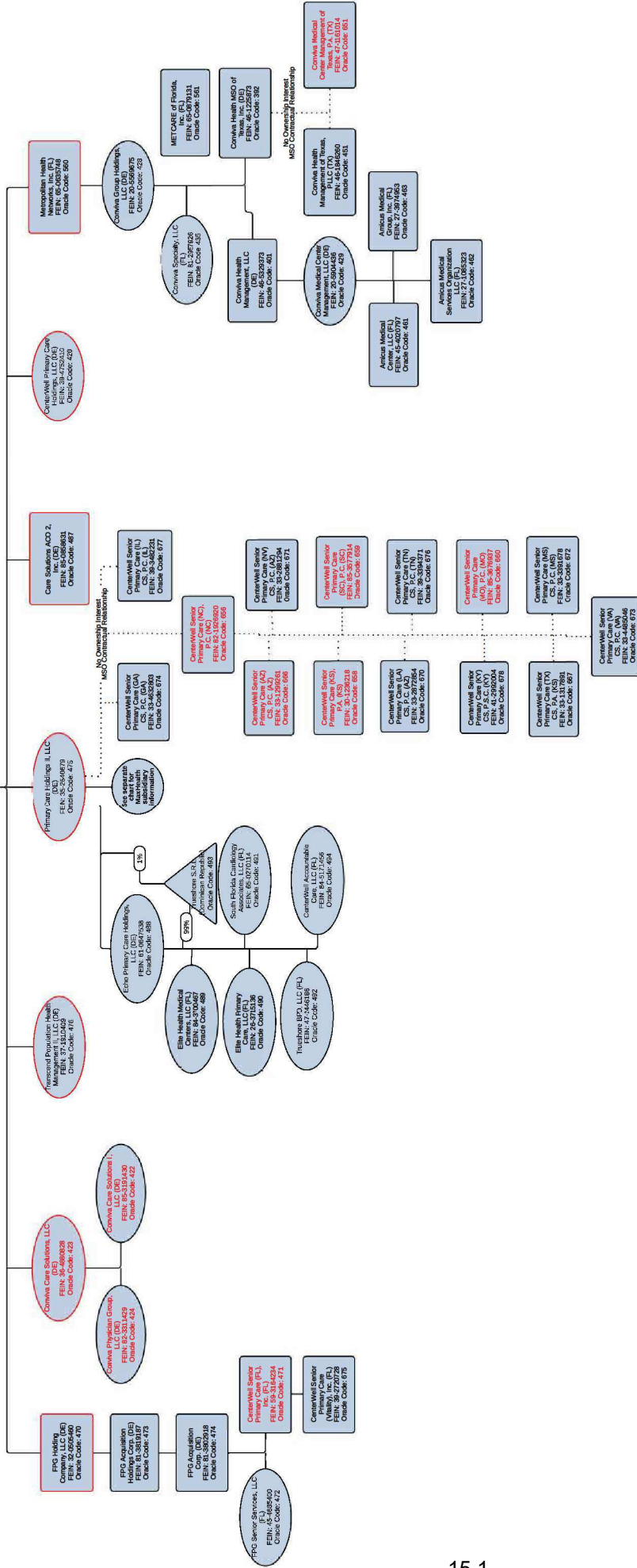
States, etc.	1 Active Status (a)	Direct Business Only									
		2 Accident and Health Premiums	3 Medicare Title XVIII	4 Medicaid Title XIX	5 CHIP Title XXI	6 Federal Employees Health Benefits Program Premiums	7 Life and Annuity Premiums & Other Considerations	8 Property/Casualty Premiums	9 Total Columns 2 Through 8	10 Deposit-Type Contracts	
1. Alabama	AL	L	.0	144,660,907	.0	.0	.0	.0	.0	144,660,907	.0
2. Alaska	AK	L	.0	.0	.0	.0	.0	.0	.0	.0	.0
3. Arizona	AZ	L	.0	.0	.0	.0	.0	.0	.0	.0	.0
4. Arkansas	AR	L	.0	166,901,376	.0	.0	.0	.0	.0	166,901,376	.0
5. California	CA	L	.0	480,005,802	.0	.0	.0	.0	.0	480,005,802	.0
6. Colorado	CO	N	.0	.0	.0	.0	.0	.0	.0	.0	.0
7. Connecticut	CT	N	.0	.0	.0	.0	.0	.0	.0	.0	.0
8. Delaware	DE	N	.0	.0	.0	.0	.0	.0	.0	.0	.0
9. District of Columbia	DC	N	.0	.0	.0	.0	.0	.0	.0	.0	.0
10. Florida	FL	N	.0	.0	.0	.0	.0	.0	.0	.0	.0
11. Georgia	GA	N	.0	.0	.0	.0	.0	.0	.0	.0	.0
12. Hawaii	HI	N	.0	.0	.0	.0	.0	.0	.0	.0	.0
13. Idaho	ID	L	.0	1,196,968	.0	.0	.0	.0	.0	1,196,968	.0
14. Illinois	IL	N	.0	.0	.0	.0	.0	.0	.0	.0	.0
15. Indiana	IN	L	.0	619,230,729	300,059,254	.0	.0	.0	.0	919,289,983	.0
16. Iowa	IA	N	.0	.0	.0	.0	.0	.0	.0	.0	.0
17. Kansas	KS	N	.0	.0	.0	.0	.0	.0	.0	.0	.0
18. Kentucky	KY	L	.0	259,616,416	.0	.0	.0	.0	.0	259,616,416	.0
19. Louisiana	LA	N	.0	.0	.0	.0	.0	.0	.0	.0	.0
20. Maine	ME	L	.0	50,977,209	.0	.0	.0	.0	.0	50,977,209	.0
21. Maryland	MD	N	.0	.0	.0	.0	.0	.0	.0	.0	.0
22. Massachusetts	MA	N	.0	.0	.0	.0	.0	.0	.0	.0	.0
23. Michigan	MI	N	.0	.0	.0	.0	.0	.0	.0	.0	.0
24. Minnesota	MN	N	.0	.0	.0	.0	.0	.0	.0	.0	.0
25. Mississippi	MS	N	.0	.0	.0	.0	.0	.0	.0	.0	.0
26. Missouri	MO	L	.0	.0	.0	.0	.0	.0	.0	.0	.0
27. Montana	MT	N	.0	.0	.0	.0	.0	.0	.0	.0	.0
28. Nebraska	NE	L	.0	.0	.0	.0	.0	.0	.0	.0	.0
29. Nevada	NV	N	.0	.0	.0	.0	.0	.0	.0	.0	.0
30. New Hampshire	NH	L	.0	52,971,172	.0	.0	.0	.0	.0	52,971,172	.0
31. New Jersey	NJ	N	.0	.0	.0	.0	.0	.0	.0	.0	.0
32. New Mexico	NM	N	.0	.0	.0	.0	.0	.0	.0	.0	.0
33. New York	NY	N	.0	.0	.0	.0	.0	.0	.0	.0	.0
34. North Carolina	NC	N	.0	.0	.0	.0	.0	.0	.0	.0	.0
35. North Dakota	ND	N	.0	.0	.0	.0	.0	.0	.0	.0	.0
36. Ohio	OH	N	.0	.0	.0	.0	.0	.0	.0	.0	.0
37. Oklahoma	OK	L	.0	4,835,267	.0	.0	.0	.0	.0	4,835,267	.0
38. Oregon	OR	N	.0	.0	.0	.0	.0	.0	.0	.0	.0
39. Pennsylvania	PA	N	.0	.0	.0	.0	.0	.0	.0	.0	.0
40. Rhode Island	RI	N	.0	.0	.0	.0	.0	.0	.0	.0	.0
41. South Carolina	SC	L	.0	296,318,157	.0	.0	.0	.0	.0	296,318,157	.0
42. South Dakota	SD	N	.0	.0	.0	.0	.0	.0	.0	.0	.0
43. Tennessee	TN	N	.0	.0	.0	.0	.0	.0	.0	.0	.0
44. Texas	TX	L	.0	(1,041)	.0	.0	.0	.0	.0	(1,041)	.0
45. Utah	UT	N	.0	.0	.0	.0	.0	.0	.0	.0	.0
46. Vermont	VT	N	.0	.0	.0	.0	.0	.0	.0	.0	.0
47. Virginia	VA	L	.0	131,026,581	.0	.0	.0	.0	.0	131,026,581	.0
48. Washington	WA	L	.0	261,193,194	.0	.0	.0	.0	.0	261,193,194	.0
49. West Virginia	WV	L	.0	73,103,746	.0	.0	.0	.0	.0	73,103,746	.0
50. Wisconsin	WI	N	.0	.0	.0	.0	.0	.0	.0	.0	.0
51. Wyoming	WY	L	.0	.0	.0	.0	.0	.0	.0	.0	.0
52. American Samoa	AS	N	.0	.0	.0	.0	.0	.0	.0	.0	.0
53. Guam	GU	N	.0	.0	.0	.0	.0	.0	.0	.0	.0
54. Puerto Rico	PR	N	.0	.0	.0	.0	.0	.0	.0	.0	.0
55. U.S. Virgin Islands	VI	N	.0	.0	.0	.0	.0	.0	.0	.0	.0
56. Northern Mariana Islands	MP	N	.0	.0	.0	.0	.0	.0	.0	.0	.0
57. Canada	CAN	N	.0	.0	.0	.0	.0	.0	.0	.0	.0
58. Aggregate Other Aliens	OT	XXX	.0	.0	.0	.0	.0	.0	.0	.0	.0
59. Subtotal	XXX	.0	2,542,036,482	300,059,254	.0	.0	.0	.0	.0	2,842,095,736	.0
60. Reporting Entity Contributions for Employee Benefit Plans	XXX	.0	.0	.0	.0	.0	.0	.0	.0	.0	.0
61. Totals (Direct Business)	XXX	.0	2,542,036,482	300,059,254	.0	.0	.0	.0	.0	2,842,095,736	.0
DETAILS OF WRITE-INS											
58001.	XXX	.0	.0	.0	.0	.0	.0	.0	.0	.0	.0
58002.	XXX	.0	.0	.0	.0	.0	.0	.0	.0	.0	.0
58003.	XXX	.0	.0	.0	.0	.0	.0	.0	.0	.0	.0
58998. Summary of remaining write-ins for Line 58 from overflow page	XXX	.0	.0	.0	.0	.0	.0	.0	.0	.0	.0
58999. Totals (Lines 58001 through 58003 plus 58998)(Line 58 above)	XXX	.0	.0	.0	.0	.0	.0	.0	.0	.0	.0

(a) Active Status Counts:

- 1. L - Licensed or Chartered - Licensed insurance carrier or domiciled RRG..... 19
- 2. R - Registered - Non-domiciled RRGs..... 0
- 3. E - Eligible - Reporting entities eligible or approved to write surplus lines in the state. 0
- 4. Q - Qualified - Qualified or accredited reinsurer..... 0
- 5. N - None of the above - Not allowed to write business in the state..... 38

As of 03/31/2026

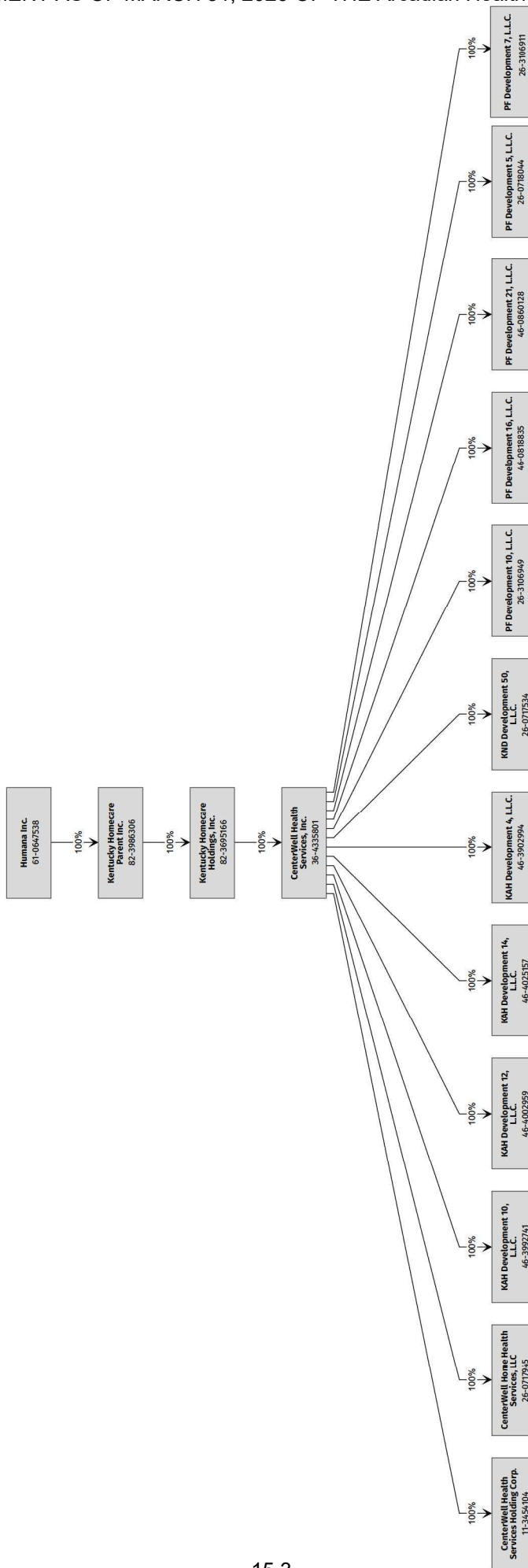
Primary Care Organization Organizational Chart

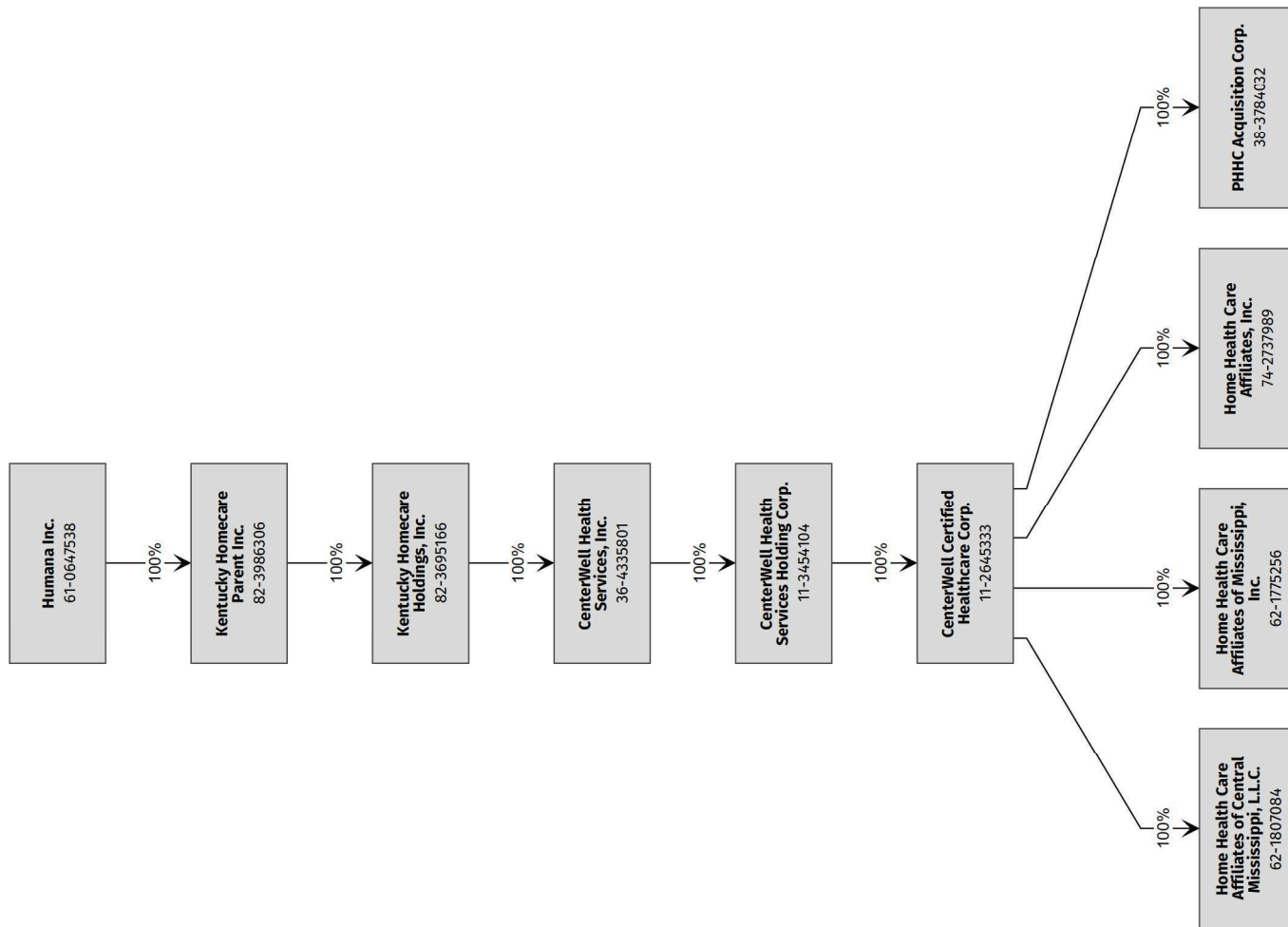


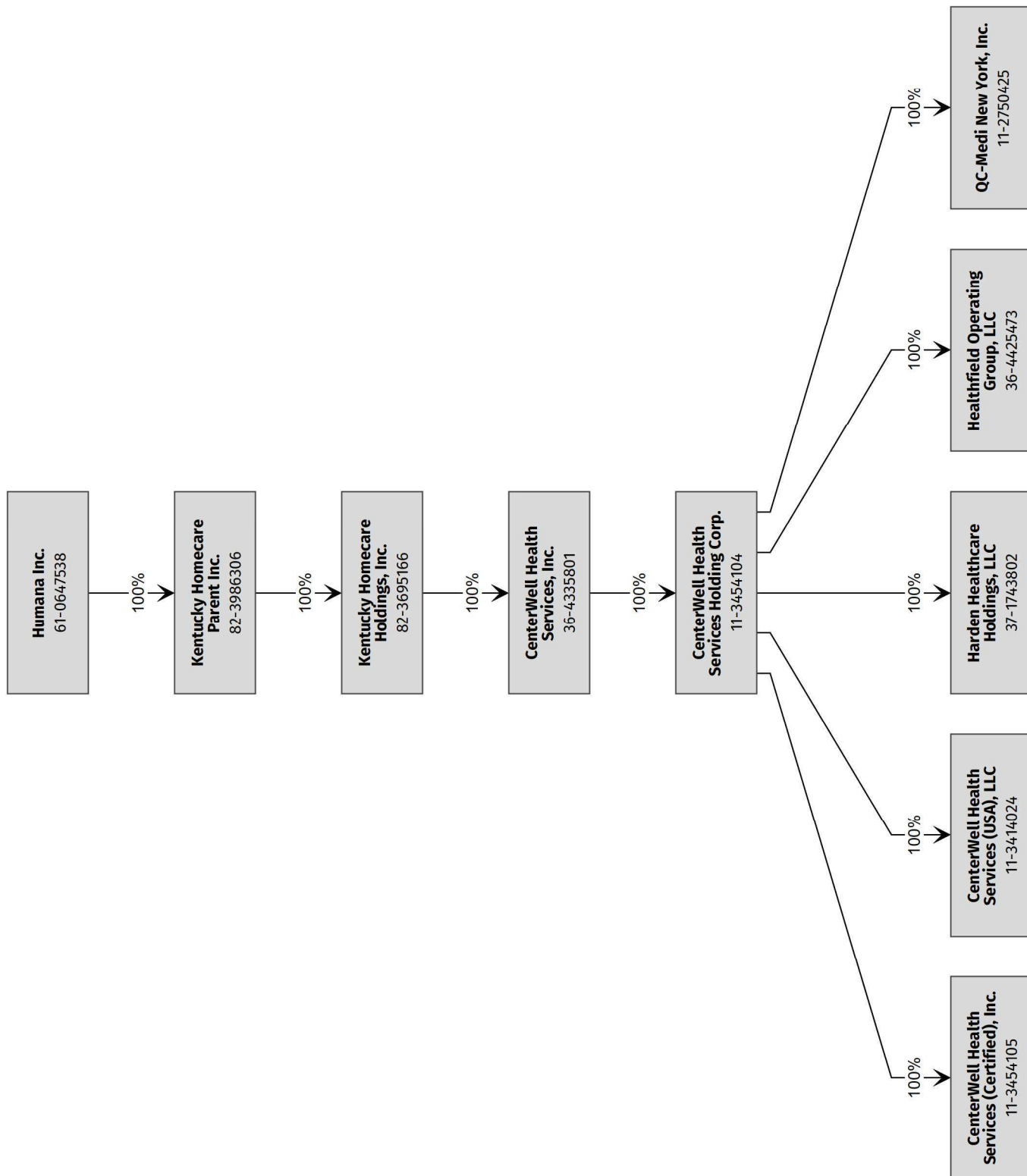
- Physician Ownership of PAs and PCs**
- Conviva Health Management of Texas, P.L.L.C. - Erica Savage-Jeter, M.D. - 100%
 - Conviva Medical Center Measurement of Texas, P.A. - Erica Savage-Jeter, M.D. - 100%
 - CenterWell Senior Primary Care (AZ) CS, P.C. - CenterWell Senior Primary Care (NC), P.C. - 100%
 - CenterWell Senior Primary Care (GA) CS, P.C. - Erica Savage-Jeter, M.D. - 100%
 - CenterWell Senior Primary Care (KS) CS, P.C. - Erica Savage-Jeter, M.D. - 100%
 - CenterWell Senior Primary Care (KY) CS, P.C. - CenterWell Senior Primary Care (NC), P.C. - 100%
 - CenterWell Senior Primary Care (LA) CS, P.C. - CenterWell Senior Primary Care (NC), P.C. - 100%
 - CenterWell Senior Primary Care (MS) CS, P.C. - CenterWell Senior Primary Care (NC), P.C. - 100%
 - CenterWell Senior Primary Care (NC) CS, P.C. - Erica Savage-Jeter, M.D. - 100%
 - CenterWell Senior Primary Care (NV) CS, P.C. - CenterWell Senior Primary Care (NC), P.C. - 100%
 - CenterWell Senior Primary Care (TX) CS, P.A. - CenterWell Senior Primary Care (NC), P.C. - 100%
 - CenterWell Senior Primary Care (TN) CS, P.C. - CenterWell Senior Primary Care (NC), P.C. - 100%
 - CenterWell Senior Primary Care (VA) CS, P.C. - CenterWell Senior Primary Care (NC), P.C. - 100%

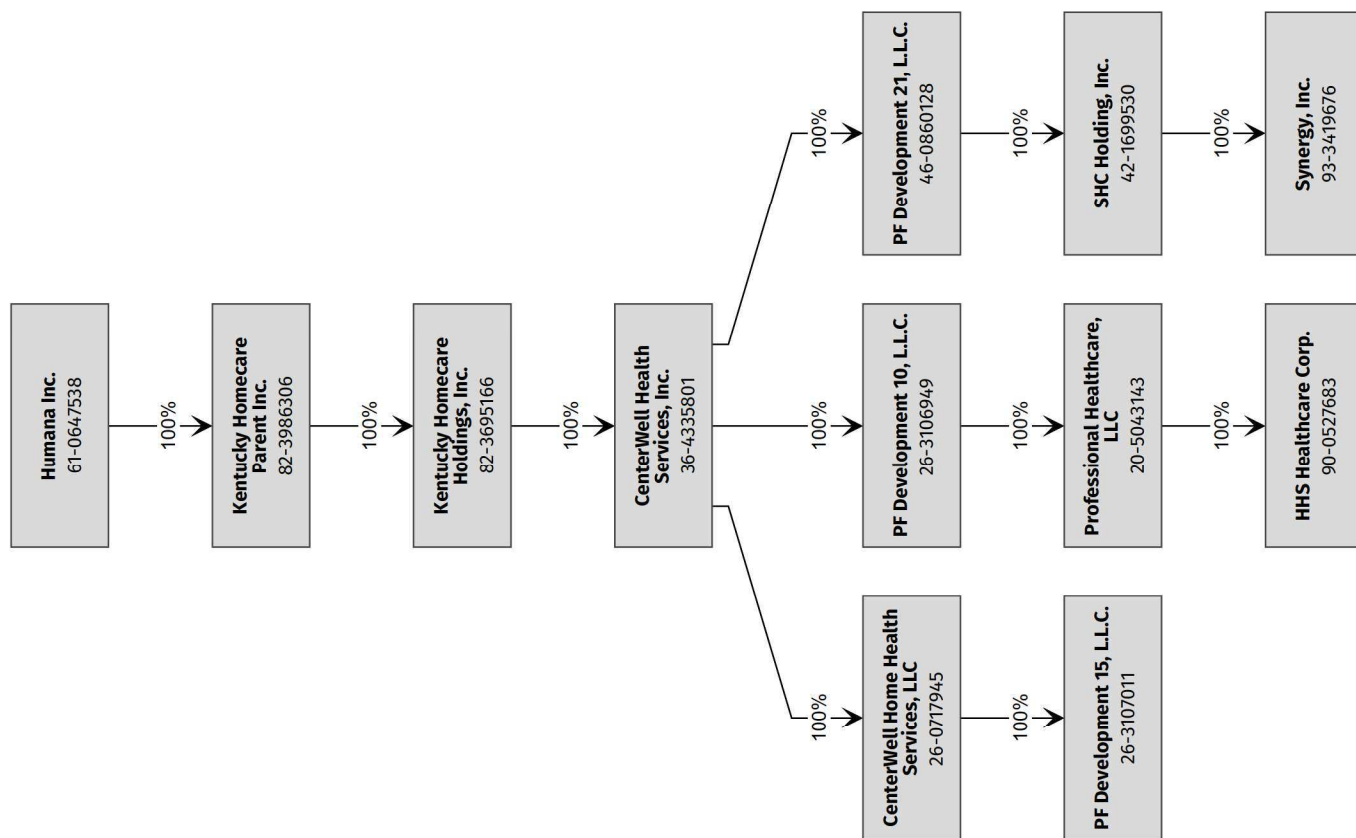
Red Outline indicates 100% ownership by Humana Inc.
 Red font indicates payroll entity
 Rectangular shape indicates C-Corp
 Oval shape indicates disregarded entity
 Triangle shape indicates partnership

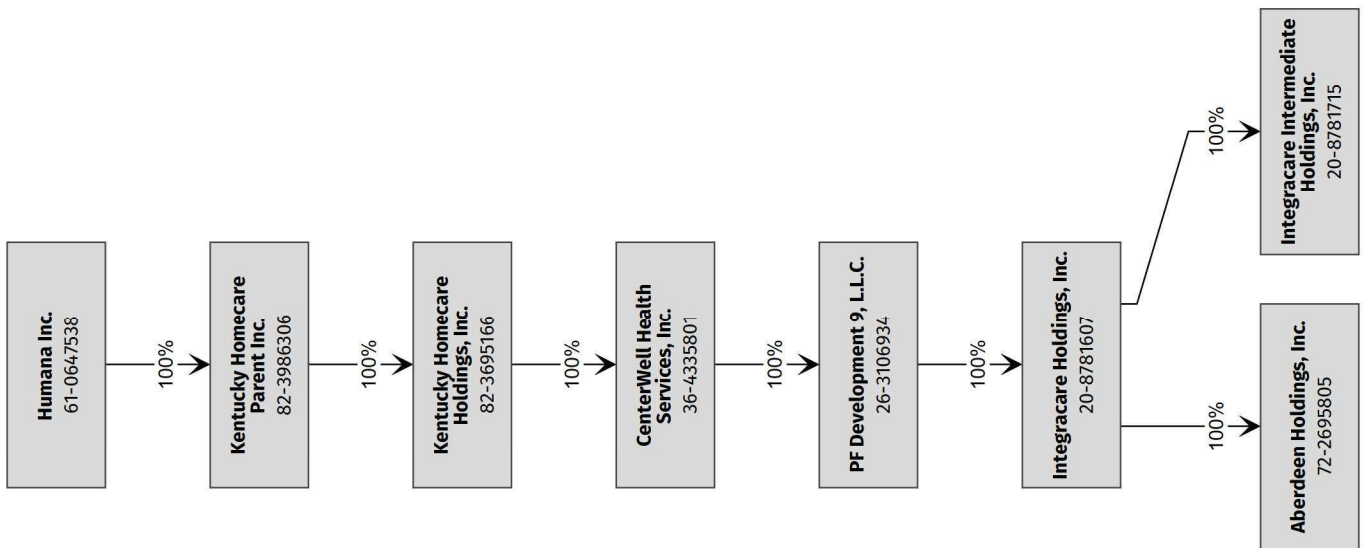
STATEMENT AS OF MARCH 31, 2026 OF THE Arcadian Health Plan, Inc.



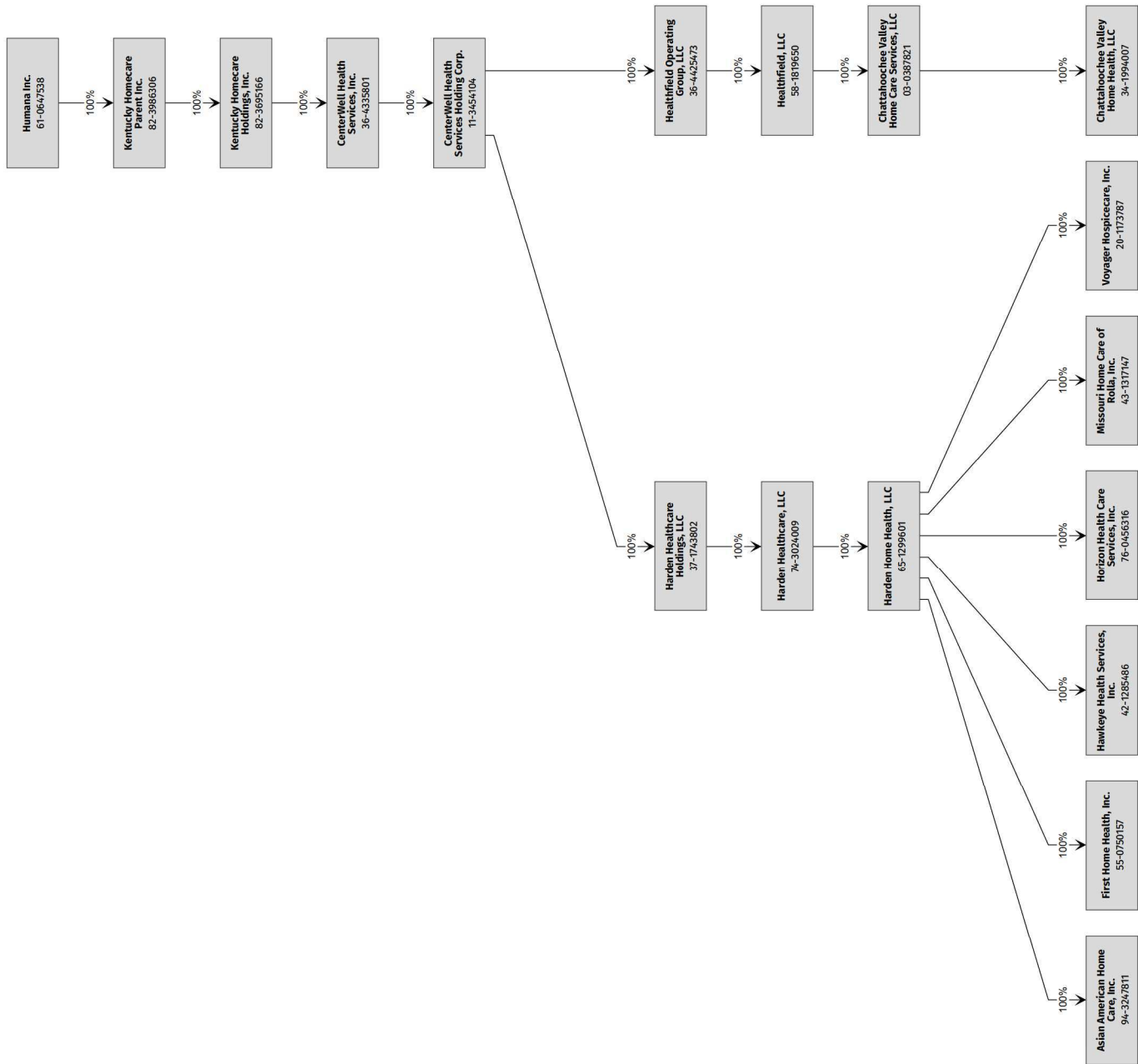




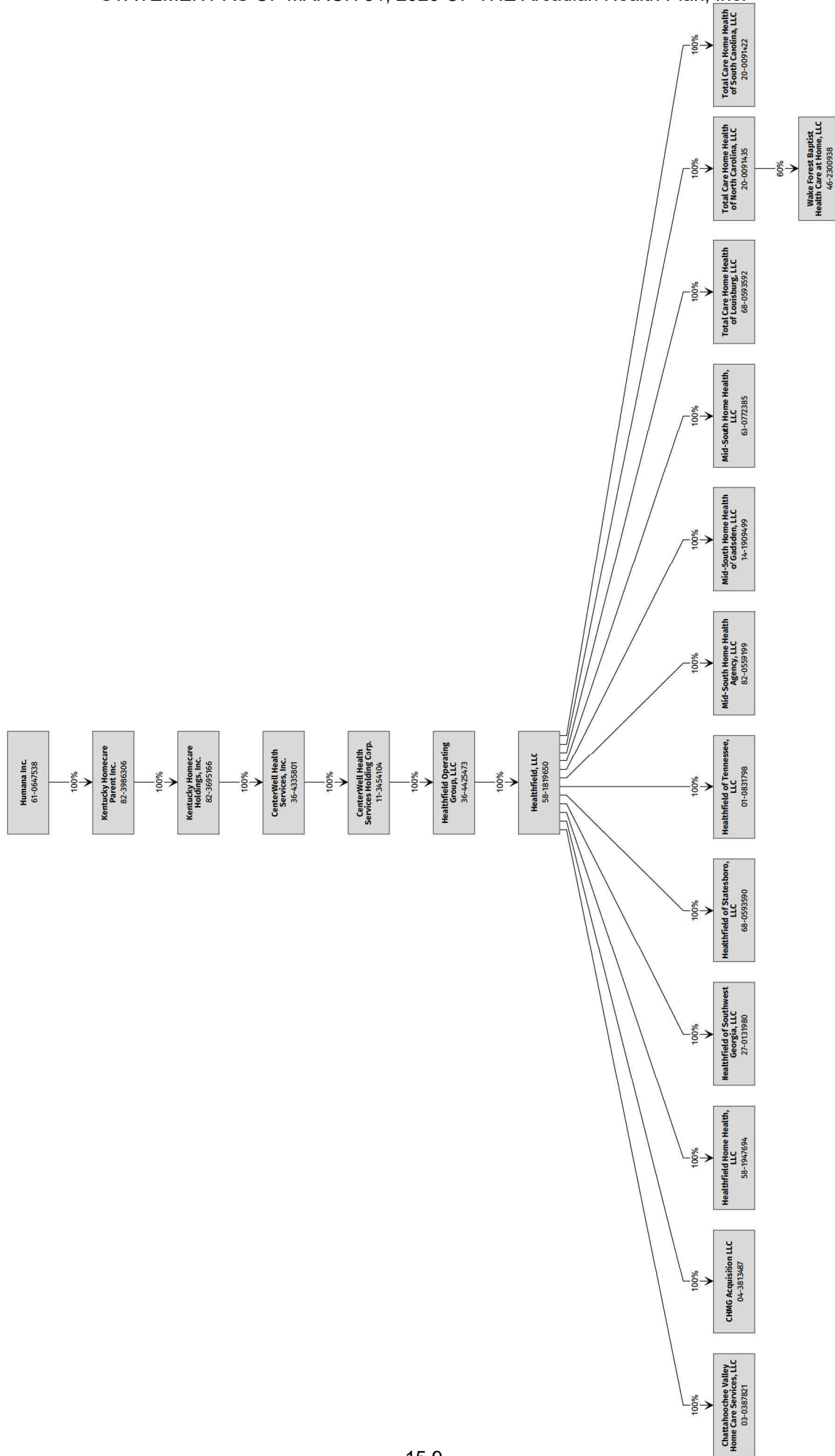


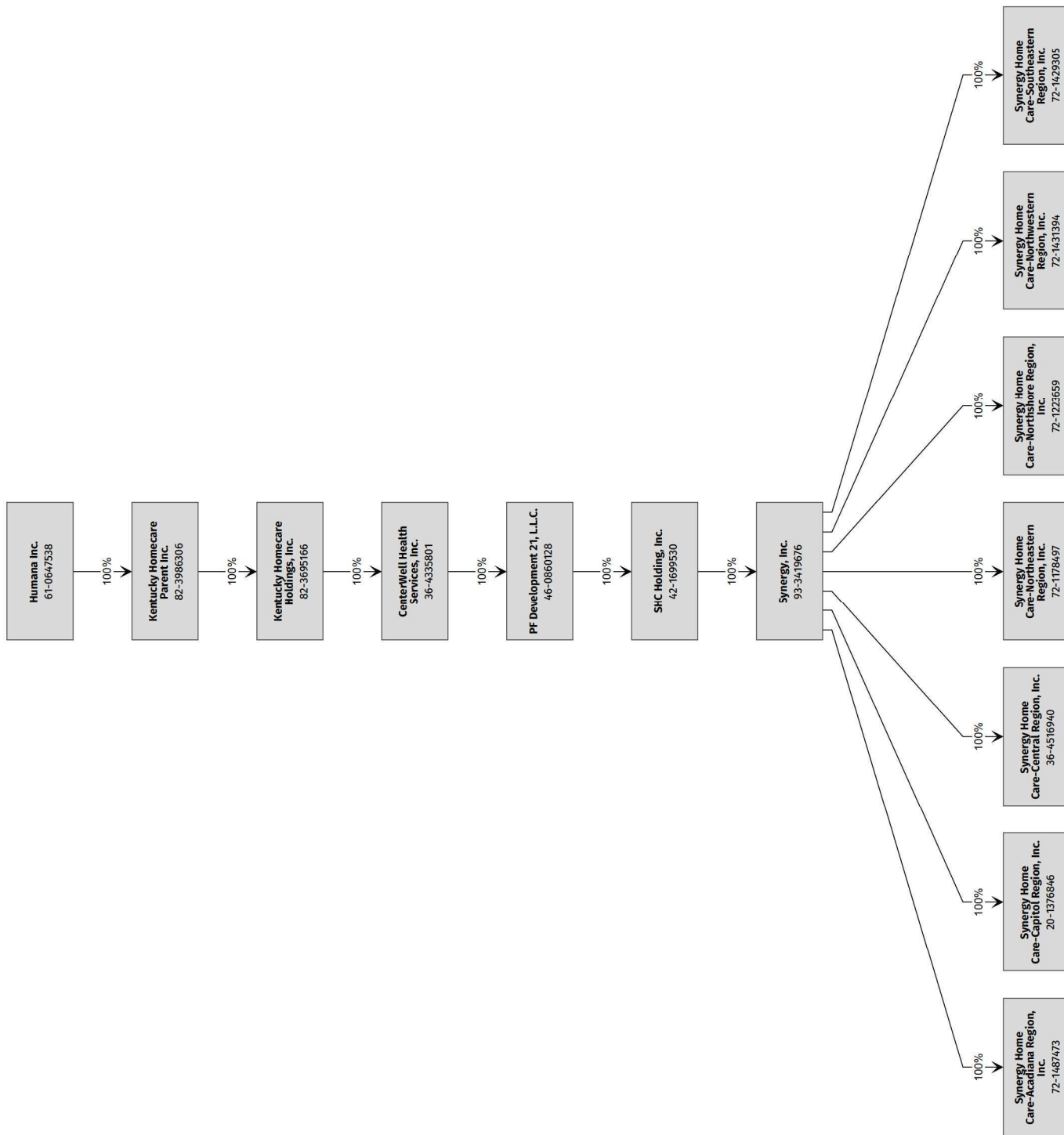


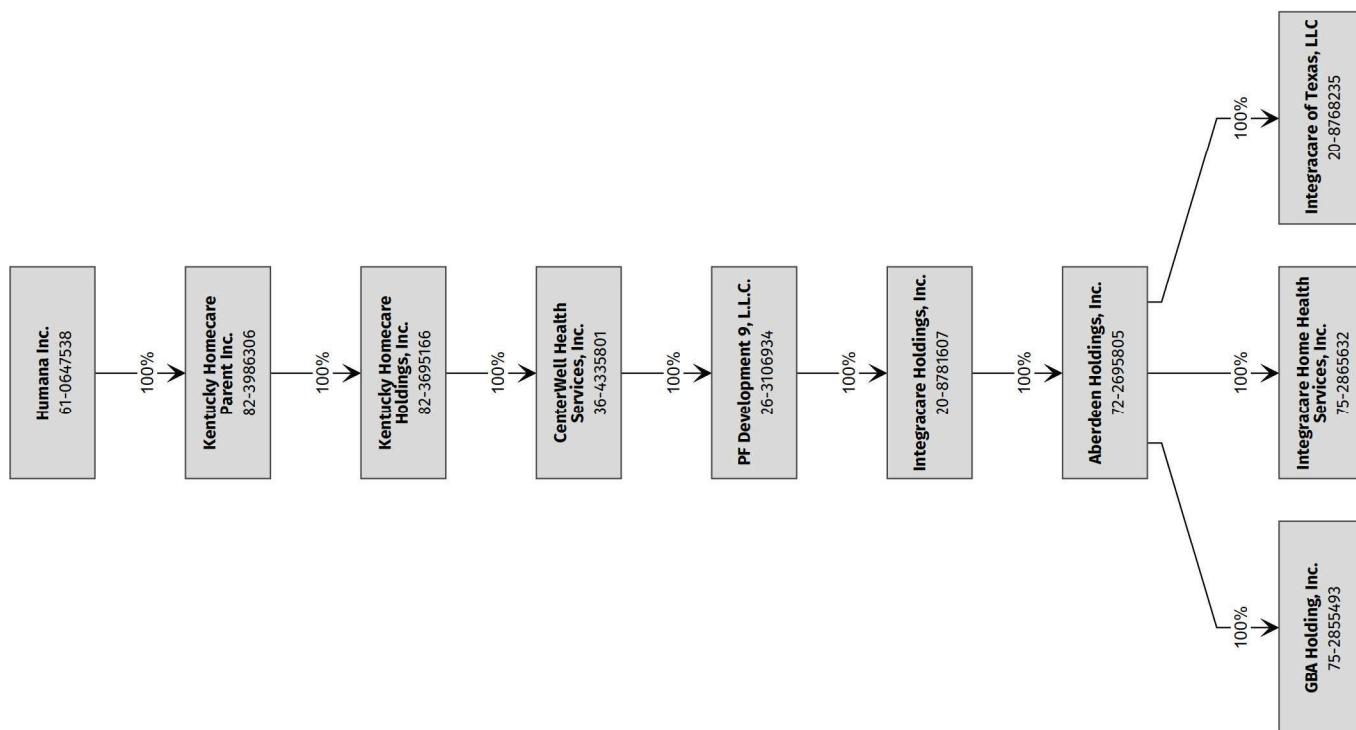
STATEMENT AS OF MARCH 31, 2026 OF THE Arcadian Health Plan, Inc.



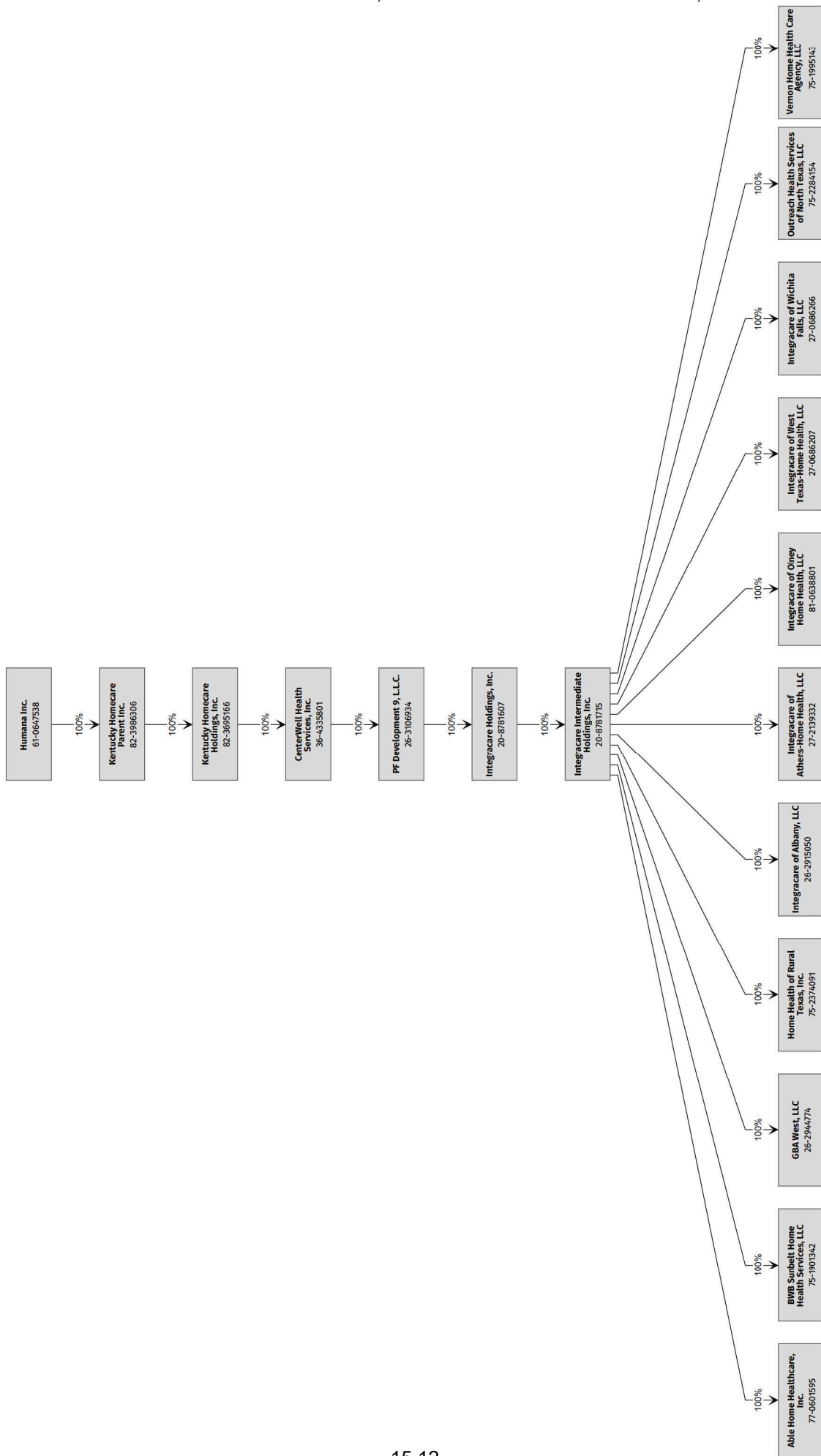
STATEMENT AS OF MARCH 31, 2026 OF THE Arcadian Health Plan, Inc.

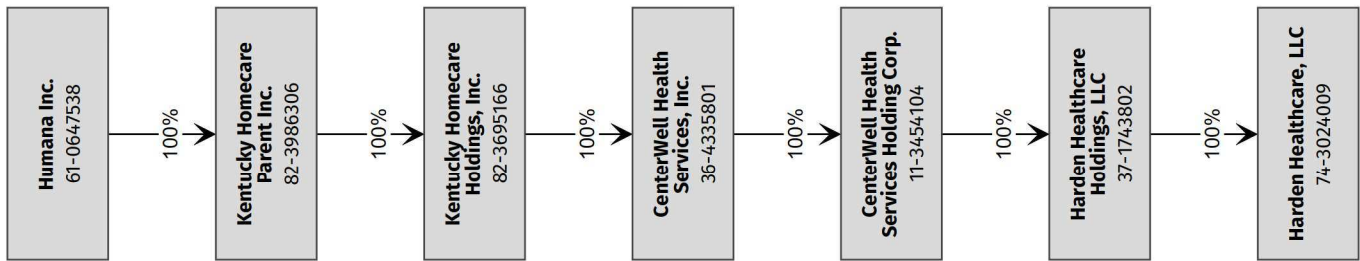




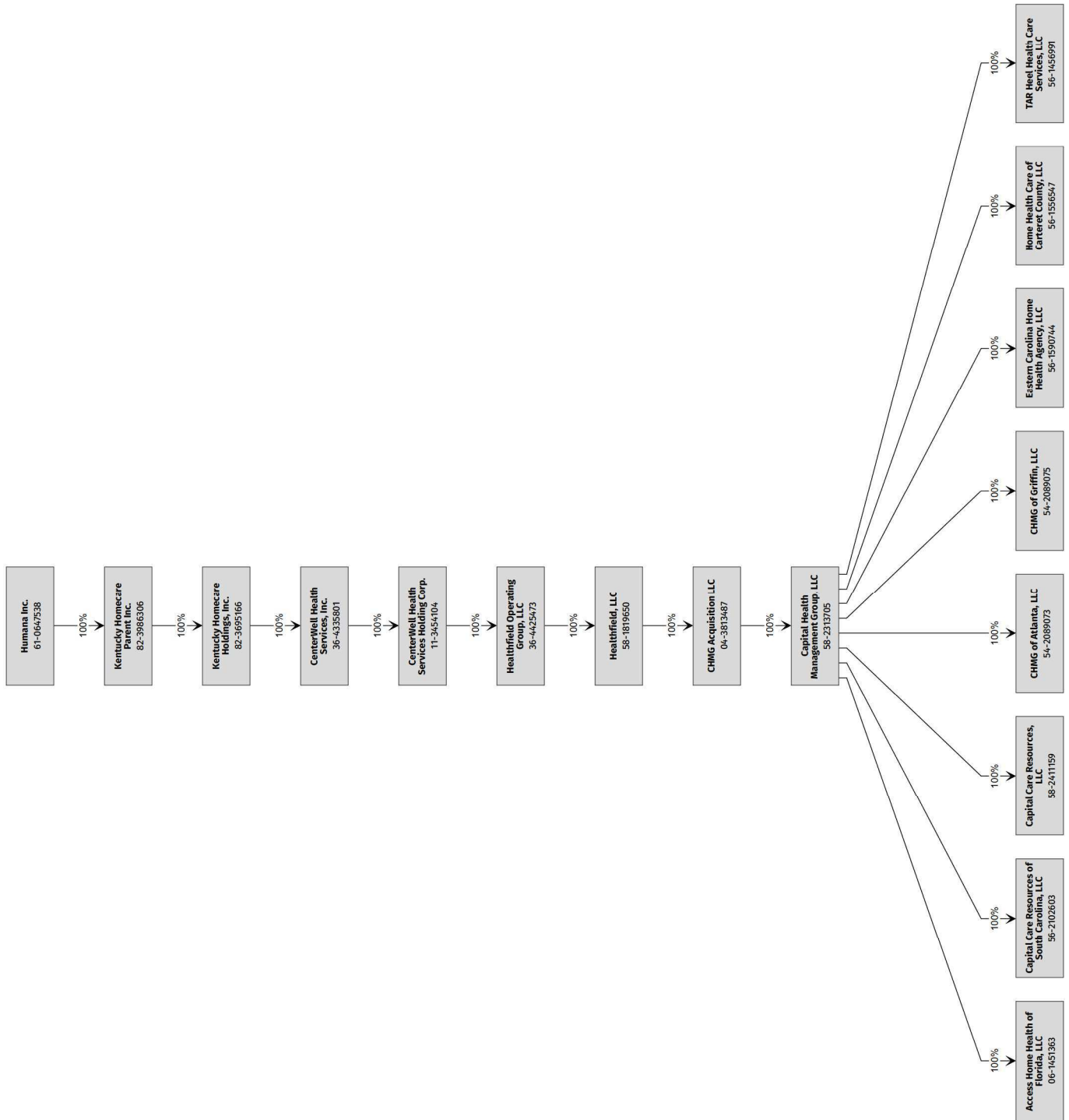


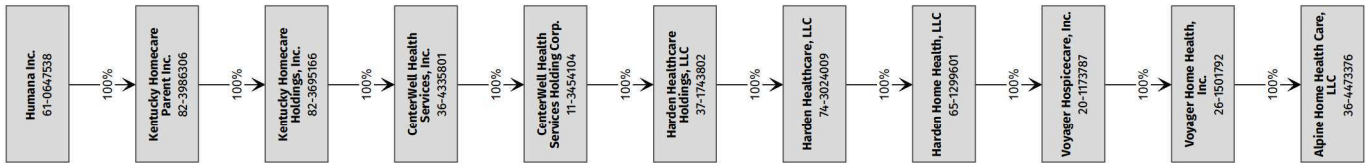
STATEMENT AS OF MARCH 31, 2026 OF THE Arcadian Health Plan, Inc.

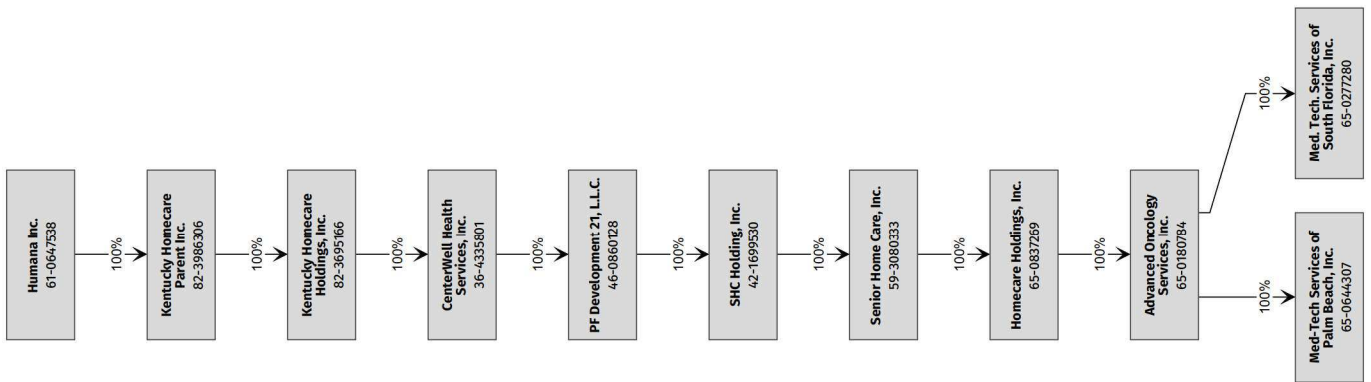




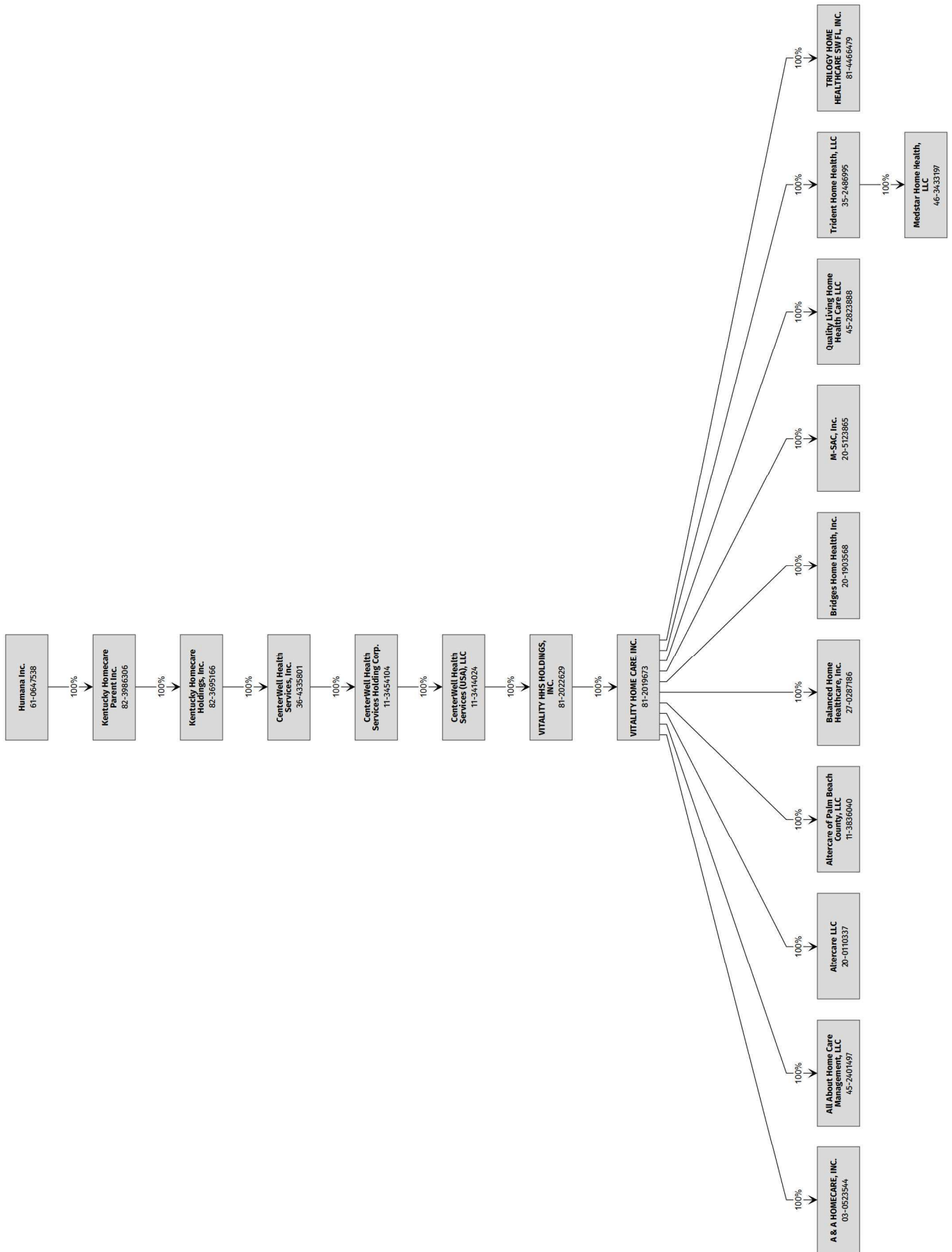
STATEMENT AS OF MARCH 31, 2026 OF THE Arcadian Health Plan, Inc.







STATEMENT AS OF MARCH 31, 2026 OF THE Arcadian Health Plan, Inc.



STATEMENT AS OF MARCH 31, 2026 OF THE Arcadian Health Plan, Inc.

SCHEDULE Y
PART 1A - DETAILS OF INSURANCE HOLDING COMPANY SYSTEM

1	2	3	4	5	6	7	8	9	10	11	12	13	14	15	16
Group Code	Group Name	NAIC Company Code	ID Number	Federal RSSD	CIK	Name of Securities Exchange if Publicly Traded (U.S. or International)	Names of Parent, Subsidiaries Or Affiliates	Domiciliary Location	Relationship to Reporting Entity	Directly Controlled by (Name of Entity/Person)	Type of Control (Ownership, Board, Management, Attorney-in-Fact, Influence, Other)	If Control is Ownership Provide Percentage	Ultimate Controlling Entity(ies)/Person(s)	Is an SCA Filing Required? (Yes/No)	*
.0119	Humana Inc.	12151	20-1001348				Arcadian Health Plan, Inc.	..KY	..RE	Humana Inc.	Ownership	100.000	Humana Inc.	..NO	..0
.0119	Humana Inc.	00000	39-1514846				CareNetwork, Inc.	..WI	..NIA	Humana Inc.	Ownership	100.000	Humana Inc.	..NO	..0
.0119	Humana Inc.	95092	59-2598550				CarePlus Health Plans, Inc.	..FL	..IA	Humana Inc.	Ownership	100.000	Humana Inc.	..NO	..0
.0119	Humana Inc.	95754	62-1579044				Cariten Health Plan Inc.	..TN	..IA	PHP Companies, Inc.	Ownership	100.000	Humana Inc.	..NO	..0
.0119	Humana Inc.	00000	35-2608414				CDO 1, LLC	..DE	..NIA	HJM Provider Holdings, LLC	Ownership	100.000	Humana Inc.	..NO	..0
.0119	Humana Inc.	00000	32-0545504				CDO 2, LLC	..DE	..NIA	HJM Provider Holdings, LLC	Ownership	100.000	Humana Inc.	..NO	..0
.0119	Humana Inc.	95158	61-1279717				CHA HMO, Inc.	..KY	..IA	Humana Inc.	Ownership	100.000	Humana Inc.	..NO	..0
.0119	Humana Inc.	52015	59-2531815				CompBenefits Company	..FL	..IA	Humana Dental Company	Ownership	100.000	Humana Inc.	..NO	..0
.0119	Humana Inc.	00000	04-3185995				CompBenefits Corporation	..DE	..NIA	Humana Inc.	Ownership	100.000	Humana Inc.	..NO	..0
.0119	Humana Inc.	11228	36-3686002				CompBenefits Dental, Inc.	..IL	..IA	Dental Care Plus Management, Corp.	Ownership	100.000	Humana Inc.	..NO	..0
.0119	Humana Inc.	00000	58-2228851				CompBenefits Direct, Inc.	..DE	..NIA	Humana Dental Company	Ownership	100.000	Humana Inc.	..NO	..0
.0119	Humana Inc.	60984	74-2552026				CompBenefits Insurance Company	..TX	..IA	Humana Dental Company	Ownership	100.000	Humana Inc.	..NO	..0
.0119	Humana Inc.	00000	42-1575099				Humana Healthcare Research, Inc.	..IL	..NIA	Humana Inc.	Ownership	100.000	Humana Inc.	..NO	..0
.0119	Humana Inc.	00000	36-4880828				Conviva Care Solutions, LLC	..DE	..NIA	Humana Inc.	Ownership	100.000	Humana Inc.	..NO	..0
.0119	Humana Inc.	15886	75-2043865				Humana Benefit Plan of Texas, Inc.	..TX	..IA	Humana Inc.	Ownership	100.000	Humana Inc.	..NO	..0
.0119	Humana Inc.	00000	36-3512545				Dental Care Plus Management, Corp.	..IL	..NIA	Humana Dental Company	Ownership	100.000	Humana Inc.	..NO	..0
.0119	Humana Inc.	95161	76-0039628				DentiCare, Inc.	..TX	..IA	Humana Dental Company	Ownership	100.000	Humana Inc.	..NO	..0
.0119	Humana Inc.	88595	31-0935772				EmpheSys Insurance Company	..TX	..IA	EmpheSys, Inc.	Ownership	100.000	Humana Inc.	..NO	..0
.0119	Humana Inc.	00000	61-1237697				EmpheSys, Inc.	..DE	..NIA	Humana Inc.	Ownership	100.000	Humana Inc.	..NO	..0
.0119	Humana Inc.	00000	59-3164234				CenterWell Senior Primary Care (FL), Inc.	..FL	..NIA	FPG Acquisition Corp.	Ownership	100.000	Humana Inc.	..NO	..0
.0119	Humana Inc.	00000	81-3802918				FPG Acquisition Corp.	..DE	..NIA	FPG Acquisition Holdings Corp.	Ownership	100.000	Humana Inc.	..NO	..0
.0119	Humana Inc.	00000	81-3819187				FPG Acquisition Holdings Corp.	..DE	..NIA	FPG Holding Company, LLC	Ownership	100.000	Humana Inc.	..NO	..0
.0119	Humana Inc.	00000	32-0505460				FPG Holding Company, LLC	..DE	..NIA	Humana Inc.	Ownership	100.000	Humana Inc.	..NO	..0
.0119	Humana Inc.	00000	45-4685400				FPG Senior Services, LLC	..FL	..NIA	FPG Acquisition Corp.	Ownership	100.000	Humana Inc.	..NO	..0
.0119	Humana Inc.	00000	27-1649291				Harris, Rothenberg International Inc.	..NY	..NIA	Humana Inc.	Ownership	100.000	Humana Inc.	..NO	..0
.0119	Humana Inc.	00000	61-1223418				Health Value Management, Inc.	..DE	..NIA	Humana Inc.	Ownership	100.000	Humana Inc.	..NO	..0
.0119	Humana Inc.	00000	26-3592783				HJM Provider Holdings, LLC	..DE	..NIA	Humana Inc.	Ownership	100.000	Humana Inc.	..NO	..0
.0119	Humana Inc.	00000	20-4835394				Humana Active Outlook, Inc.	..KY	..NIA	Humana Inc.	Ownership	100.000	Humana Inc.	..NO	..0
.0119	Humana Inc.	00000	65-0274594				Humana At Home 1, Inc.	..FL	..NIA	Humana Dental Company	Ownership	100.000	Humana Inc.	..NO	..0
.0119	Humana Inc.	00000	13-4036798				Humana at Home, Inc.	..DE	..NIA	Humana Inc.	Ownership	100.000	Humana Inc.	..NO	..0
.0119	Humana Inc.	60052	37-1326199				Humana Benefit Plan of Illinois, Inc.	..IL	..IA	Humana Inc.	Ownership	100.000	Humana Inc.	..NO	..0
.0119	Humana Inc.	00000	59-1843760				Humana Dental Company	..FL	..NIA	CompBenefits Corporation	Ownership	100.000	Humana Inc.	..NO	..0
.0119	Humana Inc.	95519	58-2209549				Humana Employers Health Plan of Georgia, Inc.	..GA	..IA	Humana Insurance Company	Ownership	100.000	Humana Inc.	..NO	..0
.0119	Humana Inc.	00000	61-1241225				Humana Government Business, Inc.	..DE	..NIA	Humana Inc.	Ownership	100.000	Humana Inc.	..NO	..0
.0119	Humana Inc.	95642	72-1279235				Humana Health Benefit Plan of Louisiana, Inc.	..LA	..IA	Humana Insurance Company	Ownership	100.000	Humana Inc.	..NO	..0
.0119	Humana Inc.	13558	26-2800286				Humana Health Company of New York, Inc.	..NY	..IA	Humana Inc.	Ownership	100.000	Humana Inc.	..NO	..0
.0119	Humana Inc.	69671	61-1041514				Humana Health Insurance Company of Florida, Inc.	..FL	..IA	Humana Inc.	Ownership	100.000	Humana Inc.	..NO	..0
.0119	Humana Inc.	16280	26-3473328				Humana Health Plan of California, Inc.	..CA	..IA	Humana Inc.	Ownership	100.000	Humana Inc.	..NO	..0
.0119	Humana Inc.	95348	31-1154200				Humana Health Plan of Ohio, Inc.	..OH	..IA	Humana Inc.	Ownership	100.000	Humana Inc.	..NO	..0
.0119	Humana Inc.	95024	61-0994632				Humana Health Plan of Texas, Inc.	..TX	..IA	Humana Inc.	Ownership	100.000	Humana Inc.	..NO	..0
.0119	Humana Inc.	95885	61-1013183				Humana Health Plan, Inc.	..KY	..IA	Humana Inc.	Ownership	100.000	Humana Inc.	..NO	..0
.0119	Humana Inc.	95721	66-0406896				Humana Health Plans of Puerto Rico, Inc.	..PR	..IA	Humana Inc.	Ownership	100.000	Humana Inc.	..NO	..0
.0119	Humana Inc.	00000	61-0647538		0000049071	NYSE	Humana Inc.	..DE	..UDP	See Footnote 1	Other	0.000	See Footnote 1	..NO	..2
.0119	Humana Inc.	00000	61-1343791				Humana Innovation Enterprises, Inc.	..DE	..NIA	Humana Inc.	Ownership	100.000	Humana Inc.	..NO	..0
.0119	Humana Inc.	73288	39-1263473				Humana Insurance Company	..KY	..IA	CareNetwork, Inc.	Ownership	100.000	Humana Inc.	..NO	..0
.0119	Humana Inc.	60219	61-1311685				Humana Insurance Company of Kentucky	..KY	..IA	Humana Insurance Company	Ownership	100.000	Humana Inc.	..NO	..0

STATEMENT AS OF MARCH 31, 2026 OF THE Arcadian Health Plan, Inc.

SCHEDULE Y
PART 1A - DETAILS OF INSURANCE HOLDING COMPANY SYSTEM

1	2	3	4	5	6	7	8	9	10	11	12	13	14	15	16
Group Code	Group Name	NAIC Company Code	ID Number	Federal RSSD	CIK	Name of Securities Exchange if Publicly Traded (U.S. or International)	Names of Parent, Subsidiaries Or Affiliates	Domiciliary Location	Relationship to Reporting Entity	Directly Controlled by (Name of Entity/Person)	Type of Control (Ownership, Board, Management, Attorney-in-Fact, Influence, Other)	If Control is Ownership Provide Percentage	Ultimate Controlling Entity(ies)/Person(s)	Is an SCA Filing Required? (Yes/No)	*
.0119	Humana Inc.	12634	20-2888723				Humana Insurance Company of New York	NY	IA	Humana Inc.	Ownership	100.000	Humana Inc.	NO	0
.0119	Humana Inc.	84603	66-0291866				Humana Insurance of Puerto Rico, Inc.	PR	IA	Humana Inc.	Ownership	100.000	Humana Inc.	NO	0
.0119	Humana Inc.	00000	20-3364857				Humana MarketPOINT of Puerto Rico, Inc.	PR	NIA	Humana Inc.	Ownership	100.000	Humana Inc.	NO	0
.0119	Humana Inc.	00000	61-1343508				Humana MarketPOINT, Inc.	KY	NIA	Humana Inc.	Ownership	100.000	Humana Inc.	NO	0
.0119	Humana Inc.	14224	27-3991410				Humana Medical Plan of Michigan, Inc.	MI	IA	Humana Inc.	Ownership	100.000	Humana Inc.	NO	0
.0119	Humana Inc.	14462	27-4460531				Humana Medical Plan of Pennsylvania, Inc.	PA	IA	Humana Inc.	Ownership	100.000	Humana Inc.	NO	0
.0119	Humana Inc.	12908	20-8411422				Humana Medical Plan of Utah, Inc.	UT	IA	Humana Inc.	Ownership	100.000	Humana Inc.	NO	0
.0119	Humana Inc.	95270	61-1103898				Humana Medical Plan, Inc.	FL	IA	Humana Inc.	Ownership	100.000	Humana Inc.	NO	0
.0119	Humana Inc.	00000	45-2254346				Humana Pharmacy Solutions, Inc.	KY	NIA	Humana Inc.	Ownership	100.000	Humana Inc.	NO	0
.0119	Humana Inc.	00000	61-1316926				CenterWell Pharmacy, Inc.	DE	NIA	Humana Inc.	Ownership	100.000	Humana Inc.	NO	0
.0119	Humana Inc.	12282	20-2036444				Humana Regional Health Plan, Inc.	AR	IA	Humana Inc.	Ownership	100.000	Humana Inc.	NO	0
.0119	Humana Inc.	00000	26-4522426				Humana WellWorks LLC	DE	NIA	Health Value Management, Inc.	Ownership	100.000	Humana Inc.	NO	0
.0119	Humana Inc.	95342	39-1525003				Humana Wisconsin Health Organization Insurance Corporation	WI	IA	CareNetwork, Inc.	Ownership	100.000	Humana Inc.	NO	0
.0119	Humana Inc.	70580	39-0714280				HumanaDental Insurance Company	WI	IA	HumanaDental, Inc.	Ownership	100.000	Humana Inc.	NO	0
.0119	Humana Inc.	00000	61-1364005				HumanaDental, Inc.	DE	NIA	Humana Inc.	Ownership	100.000	Humana Inc.	NO	0
.0119	Humana Inc.	00000	27-4535747				Go365, LLC	DE	NIA	HumanaWellworks LLC	Ownership	100.000	Humana Inc.	NO	0
.0119	Humana Inc.	00000	61-1239538				Humco, Inc.	KY	NIA	Humana Inc.	Ownership	100.000	Humana Inc.	NO	0
.0119	Humana Inc.	00000	61-1383567				HUM-e-FL, Inc.	FL	NIA	Humana Inc.	Ownership	100.000	Humana Inc.	NO	0
.0119	Humana Inc.	11695	39-1769093				Independent Care Health Plan	WI	IA	CareNetwork, Inc.	Ownership	100.000	Humana Inc.	NO	0
.0119	Humana Inc.	00000	61-1232669				Managed Care Indemnity, Inc.	VT	IA	Humana Inc.	Ownership	100.000	Humana Inc.	NO	0
.0119	Humana Inc.	00000	20-5569675				Conviva Group Holdings, LLC	DE	NIA	Metropolitan Health Networks, Inc.	Ownership	100.000	Humana Inc.	NO	0
.0119	Humana Inc.	00000	20-5904436				Conviva Medical Center Management, LLC	DE	NIA	Conviva Group Holdings, LLC	Ownership	100.000	Humana Inc.	NO	0
.0119	Humana Inc.	00000	81-2957926				Conviva Speciality, LLC	FL	NIA	Conviva Group Holdings, LLC	Ownership	100.000	Humana Inc.	NO	0
.0119	Humana Inc.	00000	65-0879131				METCARE of Florida, Inc.	FL	NIA	Conviva Group Holdings, LLC	Ownership	100.000	Humana Inc.	NO	0
.0119	Humana Inc.	00000	65-0635728				Metropolitan Health Networks, Inc.	FL	NIA	Humana Inc.	Ownership	100.000	Humana Inc.	NO	0
.0119	Humana Inc.	00000	62-1552091				PHP Companies, Inc.	TN	NIA	Humana Inc.	Ownership	100.000	Humana Inc.	NO	0
.0119	Humana Inc.	00000	20-1724127				Humana Real Estate Company	KY	NIA	Humana Inc.	Ownership	100.000	Humana Inc.	NO	0
.0119	Humana Inc.	00000	46-1225873				Conviva Health MSO of Texas, Inc.	DE	NIA	Conviva Group Holdings, LLC	Ownership	100.000	Humana Inc.	NO	0
.0119	Humana Inc.	00000	74-2352809				Texas Dental Plans, Inc.	TX	NIA	Humana Dental Company	Ownership	100.000	Humana Inc.	NO	0
.0119	Humana Inc.	54739	52-1157181				The Dental Concern, Inc.	KY	IA	HumanaDental, Inc.	Ownership	100.000	Humana Inc.	NO	0
.0119	Humana Inc.	00000	80-0072760				Humana Digital Health and Analytics Platform Services, Inc.	DE	NIA	Humana Inc.	Ownership	100.000	Humana Inc.	NO	0
.0119	Humana Inc.	00000	46-5329373				Conviva Health Management, LLC	DE	NIA	Conviva Group Holdings, LLC	Ownership	100.000	Humana Inc.	NO	0
.0119	Humana Inc.	00000	66-0872725				Humana Management Services of Puerto Rico, Inc.	PR	NIA	Humana Inc.	Ownership	100.000	Humana Inc.	NO	0
.0119	Humana Inc.	00000	83-3321367				North Region Providers, LLC	DE	NIA	Humana Government Business, Inc.	Ownership	100.000	Humana Inc.	NO	0
.0119	Humana Inc.	00000	35-2640679				Primary Care Holdings II, LLC	DE	NIA	Humana Inc.	Ownership	100.000	Humana Inc.	NO	0
.0119	Humana Inc.	00000	37-1910409				Transcend Population Health Management II, LLC	DE	NIA	Humana Inc.	Ownership	100.000	Humana Inc.	NO	0
.0119	Humana Inc.	00000	84-2214810				Edge Health MSO, Inc.	DE	NIA	Humana Inc.	Ownership	100.000	Humana Inc.	NO	0
.0119	Humana Inc.	16717	84-3226630				Humana Benefit Plan of South Carolina, Inc.	SC	IA	Humana Inc.	Ownership	100.000	Humana Inc.	NO	0
.0119	Humana Inc.	00000	85-3191430				Conviva Care Solutions II, LLC	DE	NIA	Conviva Care Solutions, LLC	Ownership	100.000	Humana Inc.	NO	0
.0119	Humana Inc.	00000	85-3099097				Humana Direct Contracting Entity, Inc.	DE	NIA	Humana Inc.	Ownership	100.000	Humana Inc.	NO	0
.0119	Humana Inc.	00000	85-0858631				Care Solutions ACO 2, Inc.	DE	NIA	Humana Inc.	Ownership	100.000	Humana Inc.	NO	0
.0119	Humana Inc.	00000	87-1493628				Echo Primary Care Holdings, LLC	DE	NIA	Primary Care Holdings II, LLC	Ownership	100.000	Humana Inc.	NO	0
.0119	Humana Inc.	00000	45-2594868				Accredited Home Health of Broward, Inc.	FL	NIA	One Home Health Holdings, LLC	Ownership	100.000	Humana Inc.	NO	0
.0119	Humana Inc.	00000	47-4681334				Care Hope Holdings, Inc.	FL	NIA	One Home Health Holdings, LLC	Ownership	100.000	Humana Inc.	NO	0
.0119	Humana Inc.	00000	80-0732207				Care Hope Home Health Agency, Inc.	FL	NIA	Care Hope Holdings, Inc.	Ownership	100.000	Humana Inc.	NO	0
.0119	Humana Inc.	00000	74-2769755				Corpus Christi Home Care, Inc.	TX	NIA	One Home Health Holdings CCTX, LLC	Ownership	100.000	Humana Inc.	NO	0

STATEMENT AS OF MARCH 31, 2026 OF THE Arcadian Health Plan, Inc.

SCHEDULE Y
PART 1A - DETAILS OF INSURANCE HOLDING COMPANY SYSTEM

1	2	3	4	5	6	7	8	9	10	11	12	13	14	15	16
Group Code	Group Name	NAIC Company Code	ID Number	Federal RSSD	CIK	Name of Securities Exchange if Publicly Traded (U.S. or International)	Names of Parent, Subsidiaries Or Affiliates	Domiciliary Location	Relationship to Reporting Entity	Directly Controlled by (Name of Entity/Person)	Type of Control (Ownership, Board, Management, Attorney-in-Fact, Influence, Other)	If Control is Ownership Provide Percentage	Ultimate Controlling Entity(ies)/Person(s)	Is an SCA Filing Required? (Yes/No)	*
.0119	Humana Inc.	00000	20-3443369				On the Way Home Care, Inc.	FL	NIA	One Home Health Holdings, LLC	Ownership	100.000	Humana Inc.	NO	0
.0119	Humana Inc.	00000	81-3485437				One Home Health Holdings, LLC	FL	NIA	One Homecare Solutions, LLC	Ownership	100.000	Humana Inc.	NO	0
.0119	Humana Inc.	00000	82-2018741				One Home Health Holdings CCTX, LLC	TX	NIA	One Home Health Holdings, LLC	Ownership	100.000	Humana Inc.	NO	0
.0119	Humana Inc.	00000	46-2894851				One Home Medical Equipment, LLC	FL	NIA	One Homecare Solutions, LLC	Ownership	100.000	Humana Inc.	NO	0
.0119	Humana Inc.	00000	82-3472028				One Home Medical Equipment TX, LLC	TX	NIA	One Homecare Solutions, LLC	Ownership	100.000	Humana Inc.	NO	0
.0119	Humana Inc.	00000	46-3116955				One Nursing Care, LLC	FL	NIA	One Homecare Solutions, LLC	Ownership	100.000	Humana Inc.	NO	0
.0119	Humana Inc.	00000	46-3313080				One Homecare Solutions, LLC	FL	NIA	Humana Inc. - 100%	Ownership	100.000	Humana Inc.	NO	0
.0119	Humana Inc.	00000	46-2882412				One Infusion Pharmacy, LLC	FL	NIA	One Homecare Solutions, LLC	Ownership	100.000	Humana Inc.	NO	0
.0119	Humana Inc.	00000	20-4271850				One TPA Systems, Inc.	FL	NIA	One Homecare Solutions, LLC	Ownership	100.000	Humana Inc.	NO	0
.0119	Humana Inc.	00000	72-2695805				Aberdeen Holdings, Inc.	TX	NIA	Integracare Holdings, Inc.	Ownership	100.000	Humana Inc.	NO	0
.0119	Humana Inc.	00000	77-0601595				Able Home Healthcare, Inc.	TX	NIA	Integracare Intermediate Holdings, Inc.	Ownership	100.000	Humana Inc.	NO	0
.0119	Humana Inc.	00000	06-1451363				Access Home Health of Florida, LLC	DE	NIA	Capital Health Management Group, LLC	Ownership	100.000	Humana Inc.	NO	0
.0119	Humana Inc.	00000	65-0180784				Advanced Oncology Services, Inc.	FL	NIA	Homecare Holdings, Inc.	Ownership	100.000	Humana Inc.	NO	0
.0119	Humana Inc.	00000	36-4473376				Alpine Home Health Care, LLC	CO	NIA	Voyager Home Health, Inc.	Ownership	100.000	Humana Inc.	NO	0
.0119	Humana Inc.	00000	11-3306095				American Homecare Management Corp.	DE	NIA	Missouri Home Care of Rolla, Inc.	Ownership	100.000	Humana Inc.	NO	0
.0119	Humana Inc.	00000	94-3247811				Asian American Home Care, Inc.	CA	NIA	Harden Home Health, LLC	Ownership	100.000	Humana Inc.	NO	0
.0119	Humana Inc.	00000	75-1901342				BWB Sunbelt Home Health Services, LLC	TX	NIA	Integracare Intermediate Holdings, Inc.	Ownership	100.000	Humana Inc.	NO	0
.0119	Humana Inc.	00000	56-2102603				Capital Care Resources of South Carolina, LLC	GA	NIA	Capital Health Management Group, LLC	Ownership	100.000	Humana Inc.	NO	0
.0119	Humana Inc.	00000	58-2411159				Capital Care Resources, LLC	GA	NIA	Capital Health Management Group, LLC	Ownership	100.000	Humana Inc.	NO	0
.0119	Humana Inc.	00000	58-2313705				Capital Health Management Group, LLC	GA	NIA	CHMG Acquisition LLC	Ownership	100.000	Humana Inc.	NO	0
.0119	Humana Inc.	00000	03-0387821				Chattahoochee Valley Home Care Services, LLC	GA	NIA	Healthfield, LLC	Ownership	100.000	Humana Inc.	NO	0
.0119	Humana Inc.	00000	34-1994007				Chattahoochee Valley Home Health, LLC	GA	NIA	Chattahoochee Valley Home Care Services, LLC	Ownership	100.000	Humana Inc.	NO	0
.0119	Humana Inc.	00000	04-3813487				CHMG Acquisition LLC	GA	NIA	Healthfield, LLC	Ownership	100.000	Humana Inc.	NO	0
.0119	Humana Inc.	00000	54-2089073				CHMG of Atlanta, LLC	GA	NIA	Capital Health Management Group, LLC	Ownership	100.000	Humana Inc.	NO	0
.0119	Humana Inc.	00000	54-2089075				CHMG of Griffin, LLC	GA	NIA	Capital Health Management Group, LLC	Ownership	100.000	Humana Inc.	NO	0
.0119	Humana Inc.	00000	56-1590744				Eastern Carolina Home Health Agency, LLC	NC	NIA	Capital Health Management Group, LLC	Ownership	100.000	Humana Inc.	NO	0
.0119	Humana Inc.	00000	55-0750157				First Home Health, Inc.	WV	NIA	Harden Home Health, LLC	Ownership	100.000	Humana Inc.	NO	0
.0119	Humana Inc.	00000	75-2855493				GBA Holding, Inc.	TX	NIA	Aberdeen Holdings, Inc.	Ownership	100.000	Humana Inc.	NO	0
.0119	Humana Inc.	00000	26-2944774				GBA West, LLC	TX	NIA	Integracare Intermediate Holdings, Inc.	Ownership	100.000	Humana Inc.	NO	0
.0119	Humana Inc.	00000	11-2645333				CenterWell Certified Healthcare Corp.	DE	NIA	CenterWell Health Services Holding Corp.	Ownership	100.000	Humana Inc.	NO	0
.0119	Humana Inc.	00000	11-3454105				CenterWell Health Services (Certified), Inc.	DE	NIA	CenterWell Health Services Holding Corp.	Ownership	100.000	Humana Inc.	NO	0
.0119	Humana Inc.	00000	11-3414024				CenterWell Health Services (USA), LLC	DE	NIA	CenterWell Health Services Holding Corp.	Ownership	100.000	Humana Inc.	NO	0
.0119	Humana Inc.	00000	11-3454104				CenterWell Health Services Holding Corp.	DE	NIA	CenterWell Health Services, Inc.	Ownership	100.000	Humana Inc.	NO	0
.0119	Humana Inc.	00000	36-4335801				CenterWell Health Services, Inc.	DE	NIA	Kentucky Homecare Holdings, Inc.	Ownership	100.000	Humana Inc.	NO	0
.0119	Humana Inc.	00000	64-0730826				Gilbert's Home Health Agency, Inc.	MS	NIA	Home Health Care Affiliates, Inc.	Ownership	100.000	Humana Inc.	NO	0
.0119	Humana Inc.	00000	37-1743802				Harden Healthcare Holdings, LLC	DE	NIA	CenterWell Health Services Holding Corp.	Ownership	100.000	Humana Inc.	NO	0
.0119	Humana Inc.	00000	74-3024009				Harden Healthcare, LLC	TX	NIA	Harden Healthcare Holdings, LLC	Ownership	100.000	Humana Inc.	NO	0
.0119	Humana Inc.	00000	65-1299601				Harden Home Health, LLC	DE	NIA	Harden Healthcare, LLC	Ownership	100.000	Humana Inc.	NO	0
.0119	Humana Inc.	00000	42-1285486				Hawkeye Health Services, Inc.	IA	NIA	Harden Home Health, LLC	Ownership	100.000	Humana Inc.	NO	0
.0119	Humana Inc.	00000	58-1947694				Healthfield Home Health, LLC	GA	NIA	Healthfield, LLC	Ownership	100.000	Humana Inc.	NO	0
.0119	Humana Inc.	00000	27-0131980				Healthfield of Southwest Georgia, LLC	GA	NIA	Healthfield, LLC	Ownership	100.000	Humana Inc.	NO	0
.0119	Humana Inc.	00000	68-0593590				Healthfield of Statesboro, LLC	GA	NIA	Healthfield, LLC	Ownership	100.000	Humana Inc.	NO	0
.0119	Humana Inc.	00000	01-0831798				Healthfield of Tennessee, LLC	GA	NIA	Healthfield, LLC	Ownership	100.000	Humana Inc.	NO	0
.0119	Humana Inc.	00000	36-4425473				Healthfield Operating Group, LLC	DE	NIA	CenterWell Health Services Holding Corp.	Ownership	100.000	Humana Inc.	NO	0
.0119	Humana Inc.	00000	58-1819650				Healthfield, LLC	DE	NIA	Healthfield Operating Group, LLC	Ownership	100.000	Humana Inc.	NO	0

STATEMENT AS OF MARCH 31, 2026 OF THE Arcadian Health Plan, Inc.

SCHEDULE Y
PART 1A - DETAILS OF INSURANCE HOLDING COMPANY SYSTEM

1	2	3	4	5	6	7	8	9	10	11	12	13	14	15	16
Group Code	Group Name	NAIC Company Code	ID Number	Federal RSSD	CIK	Name of Securities Exchange if Publicly Traded (U.S. or International)	Names of Parent, Subsidiaries Or Affiliates	Domiciliary Location	Relationship to Reporting Entity	Directly Controlled by (Name of Entity/Person)	Type of Control (Ownership, Board, Management, Attorney-in-Fact, Influence, Other)	If Control is Ownership Provide Percentage	Ultimate Controlling Entity(ies)/Person(s)	Is an SCA Filing Required? (Yes/No)	*
.0119	Humana Inc.	00000	90-0527683				HHS Healthcare Corp.	DE	NIA	Professional Healthcare, LLC	Ownership	100.000	Humana Inc.	NO	0
.0119	Humana Inc.	00000	62-1807084				Home Health Care Affiliates of Central Mississippi, L.L.C.	MS	NIA	CenterWell Certified Healthcare Corp.	Ownership	100.000	Humana Inc.	NO	0
.0119	Humana Inc.	00000	62-1775256				Home Health Care Affiliates of Mississippi, Inc.	MS	NIA	CenterWell Certified Healthcare Corp.	Ownership	100.000	Humana Inc.	NO	0
.0119	Humana Inc.	00000	74-2737989				Home Health Care Affiliates, Inc.	MS	NIA	CenterWell Certified Healthcare Corp.	Ownership	100.000	Humana Inc.	NO	0
.0119	Humana Inc.	00000	56-1556547				Home Health Care of Carteret County, LLC	NC	NIA	Capital Health Management Group, LLC	Ownership	100.000	Humana Inc.	NO	0
.0119	Humana Inc.	00000	75-2374091				Home Health of Rural Texas, Inc.	TX	NIA	Integracare Intermediate Holdings, Inc.	Ownership	100.000	Humana Inc.	NO	0
.0119	Humana Inc.	00000	87-0494759				Home Health Services, Inc.	UT	NIA	HHS Healthcare Corp.	Ownership	100.000	Humana Inc.	NO	0
.0119	Humana Inc.	00000	65-0837269				Homecare Holdings, Inc.	FL	NIA	Senior Home Care, Inc.	Ownership	100.000	Humana Inc.	NO	0
.0119	Humana Inc.	00000	76-0456316				Horizon Health Care Services, Inc.	TX	NIA	Harden Home Health, LLC	Ownership	100.000	Humana Inc.	NO	0
.0119	Humana Inc.	00000	20-8781607				Integracare Holdings, Inc.	DE	NIA	PF Development 9, L.L.C.	Ownership	100.000	Humana Inc.	NO	0
.0119	Humana Inc.	00000	75-2865632				Integracare Home Health Services, Inc.	TX	NIA	Aberdeen Holdings, Inc.	Ownership	100.000	Humana Inc.	NO	0
.0119	Humana Inc.	00000	20-8781715				Integracare Intermediate Holdings, Inc.	DE	NIA	Integracare Holdings, Inc.	Ownership	100.000	Humana Inc.	NO	0
.0119	Humana Inc.	00000	26-2915050				Integracare of Albany, LLC	TX	NIA	Integracare Intermediate Holdings, Inc.	Ownership	100.000	Humana Inc.	NO	0
.0119	Humana Inc.	00000	27-2139332				Integracare of Athens-Home Health, LLC	TX	NIA	Integracare Intermediate Holdings, Inc.	Ownership	100.000	Humana Inc.	NO	0
.0119	Humana Inc.	00000	81-0638801				Integracare of Olney Home Health, LLC	TX	NIA	Integracare Intermediate Holdings, Inc.	Ownership	100.000	Humana Inc.	NO	0
.0119	Humana Inc.	00000	20-8768235				Integracare of Texas, LLC	TX	NIA	Aberdeen Holdings, Inc.	Ownership	100.000	Humana Inc.	NO	0
.0119	Humana Inc.	00000	27-0686207				Integracare of West Texas-Home Health, LLC	TX	NIA	Integracare Intermediate Holdings, Inc.	Ownership	100.000	Humana Inc.	NO	0
.0119	Humana Inc.	00000	27-0686266				Integracare of Wichita Falls, LLC	TX	NIA	Integracare Intermediate Holdings, Inc.	Ownership	100.000	Humana Inc.	NO	0
.0119	Humana Inc.	00000	46-3992741				KAH Development 10, L.L.C.	DE	NIA	CenterWell Health Services, Inc.	Ownership	100.000	Humana Inc.	NO	0
.0119	Humana Inc.	00000	46-4002959				KAH Development 12, L.L.C.	DE	NIA	CenterWell Health Services, Inc.	Ownership	100.000	Humana Inc.	NO	0
.0119	Humana Inc.	00000	46-4025157				KAH Development 14, L.L.C.	DE	NIA	CenterWell Health Services, Inc.	Ownership	100.000	Humana Inc.	NO	0
.0119	Humana Inc.	00000	46-3902994				KAH Development 4, L.L.C.	DE	NIA	CenterWell Health Services, Inc.	Ownership	100.000	Humana Inc.	NO	0
.0119	Humana Inc.	00000	82-3695166				Kentucky Homecare Holdings, Inc.	DE	NIA	Kentucky Homecare Parent Inc.	Ownership	100.000	Humana Inc.	NO	0
.0119	Humana Inc.	00000	82-3986306				Kentucky Homecare Parent Inc.	DE	NIA	Humana Inc.	Ownership	100.000	Humana Inc.	NO	0
.0119	Humana Inc.	00000	26-0717945				CenterWell Home Health Services, LLC	DE	NIA	CenterWell Health Services, Inc.	Ownership	100.000	Humana Inc.	NO	0
.0119	Humana Inc.	00000	26-0717534				KND Development 50, L.L.C.	DE	NIA	CenterWell Health Services, Inc.	Ownership	100.000	Humana Inc.	NO	0
.0119	Humana Inc.	00000	65-0277280				Med. Tech. Services of South Florida, Inc.	FL	NIA	Advanced Oncology Services, Inc.	Ownership	100.000	Humana Inc.	NO	0
.0119	Humana Inc.	00000	65-1033439				Med-Tech Services of Dade, Inc.	FL	NIA	Homecare Holdings, Inc.	Ownership	100.000	Humana Inc.	NO	0
.0119	Humana Inc.	00000	65-0644307				Med-Tech Services of Palm Beach, Inc.	FL	NIA	Advanced Oncology Services, Inc.	Ownership	100.000	Humana Inc.	NO	0
.0119	Humana Inc.	00000	82-0559199				Mid-South Home Health Agency, LLC	AL	NIA	Horizon Health Network LLC	Ownership	100.000	Humana Inc.	NO	0
.0119	Humana Inc.	00000	14-1909499				Mid-South Home Health of Gadsden, LLC	GA	NIA	Healthfield, LLC	Ownership	100.000	Humana Inc.	NO	0
.0119	Humana Inc.	00000	63-0772385				Mid-South Home Health, LLC	DE	NIA	Healthfield, LLC	Ownership	100.000	Humana Inc.	NO	0
.0119	Humana Inc.	00000	65-1285069				Missouri Home Care of Rolla, Inc.	MO	NIA	Harden Home Health, LLC	Ownership	100.000	Humana Inc.	NO	0
.0119	Humana Inc.	00000	55-0633030				Nursing Care-Home Health Agency, Inc.	WV	NIA	First Home Health, Inc.	Ownership	100.000	Humana Inc.	NO	0
.0119	Humana Inc.	00000	75-2284154				Outreach Health Services of North Texas, LLC	TX	NIA	Integracare Intermediate Holdings, Inc.	Ownership	100.000	Humana Inc.	NO	0
.0119	Humana Inc.	00000	26-3106949				PF Development 10, L.L.C.	DE	NIA	CenterWell Health Services, Inc.	Ownership	100.000	Humana Inc.	NO	0
.0119	Humana Inc.	00000	26-3107011				PF Development 15, L.L.C.	DE	NIA	Kindred Hospice Services, L.L.C.	Ownership	100.000	Humana Inc.	NO	0
.0119	Humana Inc.	00000	46-0818835				PF Development 16, L.L.C.	DE	NIA	CenterWell Health Services, Inc.	Ownership	100.000	Humana Inc.	NO	0
.0119	Humana Inc.	00000	46-0860128				PF Development 21, L.L.C.	DE	NIA	CenterWell Health Services, Inc.	Ownership	100.000	Humana Inc.	NO	0
.0119	Humana Inc.	00000	26-0718044				PF Development 5, L.L.C.	DE	NIA	CenterWell Health Services, Inc.	Ownership	100.000	Humana Inc.	NO	0
.0119	Humana Inc.	00000	26-3106911				PF Development 7, L.L.C.	DE	NIA	CenterWell Health Services, Inc.	Ownership	100.000	Humana Inc.	NO	0
.0119	Humana Inc.	00000	26-3106934				PF Development 9, L.L.C.	DE	NIA	CenterWell Health Services, Inc.	Ownership	100.000	Humana Inc.	NO	0
.0119	Humana Inc.	00000	33-1178066				PHC Acquisition Corp.	DE	NIA	CenterWell Certified Healthcare Corp.	Ownership	100.000	Humana Inc.	NO	0
.0119	Humana Inc.	00000	20-5143963				Professional Healthcare at Home, LLC	CA	NIA	99% owned by Professional Healthcare, LLC and 1% owned by PHH Acquisition Corp.	Ownership	100.000	Humana Inc.	NO	0
.0119	Humana Inc.	00000	20-5043143				Professional Healthcare, LLC	DE	NIA	PF Development 10, L.L.C.	Ownership	100.000	Humana Inc.	NO	0

STATEMENT AS OF MARCH 31, 2026 OF THE Arcadian Health Plan, Inc.

SCHEDULE Y
PART 1A - DETAILS OF INSURANCE HOLDING COMPANY SYSTEM

1	2	3	4	5	6	7	8	9	10	11	12	13	14	15	16
Group Code	Group Name	NAIC Company Code	ID Number	Federal RSSD	CIK	Name of Securities Exchange if Publicly Traded (U.S. or International)	Names of Parent, Subsidiaries Or Affiliates	Domiciliary Location	Relationship to Reporting Entity	Directly Controlled by (Name of Entity/Person)	Type of Control (Ownership, Board, Management, Attorney-in-Fact, Influence, Other)	If Control is Ownership Provide Percentage	Ultimate Controlling Entity(ies)/Person(s)	Is an SCA Filing Required? (Yes/No)	*
.0119	Humana Inc.	00000	11-2750425				QC-Medi New York, Inc.	NY	NIA	CenterWell Health Services Holding Corp.	Ownership	100.000	Humana Inc.	NO	0
.0119	Humana Inc.	00000	59-3080333				Senior Home Care, Inc.	FL	NIA	SHC Holding, Inc.	Ownership	100.000	Humana Inc.	NO	0
.0119	Humana Inc.	00000	42-1699530				SHC Holding, Inc.	DE	NIA	PF Development 21, L.L.C.	Ownership	100.000	Humana Inc.	NO	0
.0119	Humana Inc.	00000	87-0494757				Southern Nevada Home Health Care, Inc.	NV	NIA	Home Health Services, Inc.	Ownership	100.000	Humana Inc.	NO	0
.0119	Humana Inc.	00000	72-1487473				Synergy Home Care-Acadiana Region, Inc.	LA	NIA	Synergy, Inc.	Ownership	100.000	Humana Inc.	NO	0
.0119	Humana Inc.	00000	20-1376846				Synergy Home Care-Capitol Region, Inc.	LA	NIA	Synergy, Inc.	Ownership	100.000	Humana Inc.	NO	0
.0119	Humana Inc.	00000	36-4516940				Synergy Home Care-Central Region, Inc.	LA	NIA	Synergy, Inc.	Ownership	100.000	Humana Inc.	NO	0
.0119	Humana Inc.	00000	72-1178497				Synergy Home Care-Northeastern Region, Inc.	LA	NIA	Synergy, Inc.	Ownership	100.000	Humana Inc.	NO	0
.0119	Humana Inc.	00000	72-1223659				Synergy Home Care-Northshore Region, Inc.	LA	NIA	Synergy, Inc.	Ownership	100.000	Humana Inc.	NO	0
.0119	Humana Inc.	00000	72-1431394				Synergy Home Care-Northwestern Region, Inc.	LA	NIA	Synergy, Inc.	Ownership	100.000	Humana Inc.	NO	0
.0119	Humana Inc.	00000	72-1429305				Synergy Home Care-Southeastern Region, Inc.	LA	NIA	Synergy, Inc.	Ownership	100.000	Humana Inc.	NO	0
.0119	Humana Inc.	00000	94-3419676				Synergy, Inc.	LA	NIA	SHC Holding, Inc.	Ownership	100.000	Humana Inc.	NO	0
.0119	Humana Inc.	00000	56-1456991				TAR Heal Health Care Services, LLC	NC	NIA	Capital Health Management Group, LLC	Ownership	100.000	Humana Inc.	NO	0
.0119	Humana Inc.	00000	68-0593592				Total Care Home Health of Louisburg, LLC	GA	NIA	Healthfield, LLC	Ownership	100.000	Humana Inc.	NO	0
.0119	Humana Inc.	00000	20-0091435				Total Care Home Health of North Carolina, LLC	GA	NIA	Healthfield, LLC	Ownership	100.000	Humana Inc.	NO	0
.0119	Humana Inc.	00000	20-0091422				Total Care Home Health of South Carolina, LLC	GA	NIA	Healthfield, LLC	Ownership	100.000	Humana Inc.	NO	0
.0119	Humana Inc.	00000	62-1669388				Van Winkle Home Health Care, Inc.	MS	NIA	Home Health Care Affiliates, Inc.	Ownership	100.000	Humana Inc.	NO	0
.0119	Humana Inc.	00000	75-1995143				Vernon Home Health Care Agency, LLC	TX	NIA	Integracare Intermediate Holdings, Inc.	Ownership	100.000	Humana Inc.	NO	0
.0119	Humana Inc.	00000	26-1501792				Voyager Home Health, Inc.	DE	NIA	Voyager Hospicecare, Inc.	Ownership	100.000	Humana Inc.	NO	0
.0119	Humana Inc.	00000	20-1173787				Voyager Hospicecare, Inc.	DE	NIA	Harden Home Health, LLC	Ownership	100.000	Humana Inc.	NO	0
.0119	Humana Inc.	00000	46-2300938				Wake Forest Baptist Health Care at Home, LLC	NC	NIA	60% owned by Total Care Home Health of North Carolina, LLC and 40% owned by Wake Forest University Baptist Medical Center	Ownership	100.000	Humana Inc.	NO	0
.0119	Humana Inc.	00000	84-3700467				Elite Health Medical Centers, LLC	FL	NIA	Echo Primary Care Holdings, LLC	Ownership	100.000	Humana Inc.	NO	0
.0119	Humana Inc.	00000	86-3715136				Elite Health Primary Care, LLC	FL	NIA	Echo Primary Care Holdings, LLC	Ownership	100.000	Humana Inc.	NO	0
.0119	Humana Inc.	00000	65-0270114				South Florida Cardiology Associates, LLC	FL	NIA	Echo Primary Care Holdings, LLC	Ownership	100.000	Humana Inc.	NO	0
.0119	Humana Inc.	00000	47-2446186				Truethore BPO, LLC	FL	NIA	Echo Primary Care Holdings, LLC	Ownership	100.000	Humana Inc.	NO	0
.0119	Humana Inc.	00000					Truethore S.R. L.	DOM	NIA	Primary Care Holdings II, LLC - 1%	Ownership	100.000	Humana Inc.	NO	0
.0119	Humana Inc.	00000	84-5171456				CenterWell Accountable Care, LLC	FL	NIA	Echo Primary Care Holdings, LLC	Ownership	100.000	Humana Inc.	NO	0
.0119	Humana Inc.	00000	45-4020797				Amicus Medical Center LLC	FL	NIA	Conviva Medical Center Management, LLC	Ownership	100.000	Humana Inc.	NO	0
.0119	Humana Inc.	00000	27-3974953				Amicus Medical Group, Inc.	FL	NIA	Conviva Medical Center Management, LLC	Ownership	100.000	Humana Inc.	NO	0
.0119	Humana Inc.	00000	27-1085323				Amicus Medical Services Organization, LLC	FL	NIA	Conviva Medical Center Management, LLC	Ownership	100.000	Humana Inc.	NO	0
.0119	Humana Inc.	00000	88-3465949				Innovative Financial Group Holdings, LLC	NC	NIA	Humana MarketPOINT, Inc.	Ownership	100.000	Humana Inc.	NO	0
.0119	Humana Inc.	00000	83-2232570				Innovative Financial Partners, LLC	NC	NIA	Innovative Financial Group Holdings, LLC	Ownership	100.000	Humana Inc.	NO	0
.0119	Humana Inc.	00000	84-5189010				Medicare Planning of America LLC	NC	NIA	Innovative Financial Group Holdings, LLC	Ownership	100.000	Humana Inc.	NO	0
.0119	Humana Inc.	00000	47-4085710				Rees Financial LLC	NC	NIA	Innovative Financial Group Holdings, LLC	Ownership	100.000	Humana Inc.	NO	0
.0119	Humana Inc.	00000	84-2258899				The Lead Store LLC	NC	NIA	Innovative Financial Group Holdings, LLC	Ownership	100.000	Humana Inc.	NO	0
.0119	Humana Inc.	00000	82-4202700				Versa Management LLC	NC	NIA	Innovative Financial Group Holdings, LLC	Ownership	100.000	Humana Inc.	NO	0
.0119	Humana Inc.	00000	86-2731153				Prime West JV Holdings, LLC	DE	NIA	Humana Innovation Enterprises, Inc.	Ownership	100.000	Humana Inc.	NO	0
.0119	Humana Inc.	00000	84-4307723				CenterWell IPA Solutions, LLC	MI	NIA	Prime West JV Holdings, LLC	Ownership	100.000	Humana Inc.	NO	0
.0119	Humana Inc.	00000	03-0523544				A and A Homecare, Inc	FL	NIA	Vitality Home Care, Inc	Ownership	100.000	Humana Inc.	NO	0
.0119	Humana Inc.	00000	45-2401497				All About Home Care Management, LLC	FL	NIA	Vitality Home Care, Inc	Ownership	100.000	Humana Inc.	NO	0
.0119	Humana Inc.	00000	11-3836040				Altercare of Palm Beach County, LLC	FL	NIA	Vitality Home Care, Inc	Ownership	100.000	Humana Inc.	NO	0
.0119	Humana Inc.	00000	20-0110337				Altercare, LLC	FL	NIA	Vitality Home Care, Inc	Ownership	100.000	Humana Inc.	NO	0
.0119	Humana Inc.	00000	20-7287186				Balanced Home Healthcare, Inc.	FL	NIA	Vitality Home Care, Inc	Ownership	100.000	Humana Inc.	NO	0
.0119	Humana Inc.	00000	20-1903568				Bridges Home Health, Inc.	FL	NIA	Vitality Home Care, Inc	Ownership	100.000	Humana Inc.	NO	0

STATEMENT AS OF MARCH 31, 2026 OF THE Arcadian Health Plan, Inc.

SCHEDULE Y
PART 1A - DETAILS OF INSURANCE HOLDING COMPANY SYSTEM

1	2	3	4	5	6	7	8	9	10	11	12	13	14	15	16
Group Code	Group Name	NAIC Company Code	ID Number	Federal RSSD	CIK	Name of Securities Exchange if Publicly Traded (U.S. or International)	Names of Parent, Subsidiaries Or Affiliates	Domiciliary Location	Relationship to Reporting Entity	Directly Controlled by (Name of Entity/Person)	Type of Control (Ownership, Board, Management, Attorney-in-Fact, Influence, Other)	If Control is Ownership Provide Percentage	Ultimate Controlling Entity(ies)/Person(s)	Is an SCA Filing Required? (Yes/No)	*
.0119	Humana Inc.	00000	46-3433197				Medstar Home Health, LLC	FL	NIA	Trident Home Health, LLC	Ownership	100.000	Humana Inc.	NO	0
.0119	Humana Inc.	00000	20-5123865				M-SAC, Inc.	FL	NIA	Vitality Home Care, Inc	Ownership	100.000	Humana Inc.	NO	0
.0119	Humana Inc.	00000	45-2823888				Quality Living Home Health Care, LLC	FL	NIA	Vitality Home Care, Inc	Ownership	100.000	Humana Inc.	NO	0
.0119	Humana Inc.	00000	35-2486995				Trident Home Health, LLC	FL	NIA	Vitality Home Care, Inc	Ownership	100.000	Humana Inc.	NO	0
.0119	Humana Inc.	00000	81-4466479				Trilogy Home Health Care SW FL, Inc	DE	NIA	Vitality Home Care, Inc	Ownership	100.000	Humana Inc.	NO	0
.0119	Humana Inc.	00000	81-2022629				Vitality HHS Holdings, Inc	DE	NIA	CenterWell Health Services (USA), LLC	Ownership	100.000	Humana Inc.	NO	0
.0119	Humana Inc.	00000	81-2019673				Vitality Home Care, Inc	DE	NIA	Vitality HHS Holdings, Inc	Ownership	100.000	Humana Inc.	NO	0
.0119	Humana Inc.	00000	82-3311429				Conviva Physician Group, LLC	FL	NIA	Conviva Care Solutions, LLC	Ownership	100.000	Humana Inc.	NO	0
.0119	Humana Inc.	00000	33-2663918				Humana Care Holdings, Inc.	DE	NIA	Humana Inc.	Ownership	100.000	Humana Inc.	NO	0
.0119	Humana Inc.	00000	33-2731074				Care Solutions ACO, LLC	DE	NIA	Humana Care Holdings, Inc.	Ownership	100.000	Humana Inc.	NO	0
.0119	Humana Inc.	00000	33-2023109				Humana Life Insurance Company of New York, Inc.	NY	IA	Humana Inc.	Ownership	100.000	Humana Inc.	NO	0
.0119	Humana Inc.	00000	33-3124105				CenterWell Therapy Services, LLC	DE	NIA	CenterWell Health Services, Inc.	Ownership	100.000	Humana Inc.	NO	0
.0119	Humana Inc.	00000	39-2720728				CenterWell Senior Primary Care (Vitality), Inc.	FL	NIA	CenterWell Senior Primary Care (FL), Inc.?	Ownership	100.000	Humana Inc.	NO	0
.0119	Humana Inc.	00000	33-2015136				Prime Healthcare Home Care Holdings, LLC	DE	NIA	CenterWell Health Services (USA), LLC	Ownership	100.000	Humana Inc.	NO	0
.0119	Humana Inc.	00000	33-2315131				Prime Healthcare Home Care and Hospice, LLC	DE	NIA	Prime Healthcare Home Care Holdings, LLC	Ownership	100.000	Humana Inc.	NO	0
.0119	Humana Inc.	00000	39-4752410				CenterWell Primary Care Holdings, LLC	DE	NIA	Humana Inc.	Ownership	100.000	Humana Inc.	NO	0
.0119	Humana Inc.	17961	41-2623363				First Crown Insurance, Inc.	KY	IA	Humana Inc.	Ownership	100.000	Humana Inc.	NO	0
.0119	Humana Inc.	00000	41-4700711				Humana Health Services of Arizona, Inc.	AZ	IA	Humana Inc.	Ownership	100.000	Humana Inc.	NO	0
.0119	Humana Inc.	00000	86-3533404				AdvocateMD Operations, LLC	FL	NIA	Best Value Intermediate II, LLC	Ownership	100.000	Humana Inc.	NO	0
.0119	Humana Inc.	00000	81-4857913				B&B Health Partners, LLC	FL	NIA	Best Value Intermediate II, LLC	Ownership	100.000	Humana Inc.	NO	0
.0119	Humana Inc.	00000	83-1046071				Best Medicaid, LLC	FL	NIA	Best Value Intermediate II, LLC	Ownership	100.000	Humana Inc.	NO	0
.0119	Humana Inc.	00000	85-4000024				Best Value Employer Holdco, Inc.	DE	NIA	Best Value Healthcare, L.L.C.	Ownership	100.000	Humana Inc.	NO	0
.0119	Humana Inc.	00000	85-3990253				Best Value Employer, LLC	DE	NIA	99% - Best Value Healthcare, L.L.C. and 1% - Best Value Employer Holdco, Inc.	Ownership	100.000	Humana Inc.	NO	0
.0119	Humana Inc.	00000	47-4290233				Best Value Healthcare, L.L.C.	FL	NIA	Best Value Intermediate II, LLC	Ownership	100.000	Humana Inc.	NO	0
.0119	Humana Inc.	00000	85-3856087				Best Value Holdco, LLC	DE	NIA	80% - Primary Care Holdings II, LLC and 20% - Marvel Blocker, LLC	Ownership	100.000	Humana Inc.	NO	0
.0119	Humana Inc.	00000	85-3855633				Best Value Intermediate I, LLC	DE	NIA	Best Value Holdco, LLC	Ownership	100.000	Humana Inc.	NO	0
.0119	Humana Inc.	00000	85-3855468				Best Value Intermediate II, LLC	DE	NIA	Best Value Intermediate I, LLC	Ownership	100.000	Humana Inc.	NO	0
.0119	Humana Inc.	00000	84-2847424				Best Value Real Estate, LLC	FL	NIA	Best Value Intermediate II, LLC	Ownership	100.000	Humana Inc.	NO	0
.0119	Humana Inc.	00000	85-1371120				Best Value Transportation, LLC	FL	NIA	Best Value Intermediate II, LLC	Ownership	100.000	Humana Inc.	NO	0
.0119	Humana Inc.	00000	83-1742687				Celebration Primary Care Associates, LLC	FL	NIA	PCA TOPCO, LLC	Ownership	100.000	Humana Inc.	NO	0
.0119	Humana Inc.	00000	47-4839851				Family Practice of Florida LLC	FL	NIA	Best Value Intermediate II, LLC	Ownership	100.000	Humana Inc.	NO	0
.0119	Humana Inc.	00000	20-5283786				Florida Medical Specialists, LLC	FL	NIA	Health Point Partners, LLC	Ownership	100.000	Humana Inc.	NO	0
.0119	Humana Inc.	00000	80-0924232				Health Point ACO, LLC	FL	NIA	Health Point Partners, LLC	Ownership	100.000	Humana Inc.	NO	0
.0119	Humana Inc.	00000	90-1067477				Health Point Partners, LLC	FL	NIA	Best Value Intermediate II, LLC	Ownership	100.000	Humana Inc.	NO	0
.0119	Humana Inc.	00000	47-5035940				HPP Physicians, LLC	FL	NIA	B&B Health Partners, LLC	Ownership	100.000	Humana Inc.	NO	0
.0119	Humana Inc.	00000	83-1643697				Lakeland Primary Care Associates, LLC	FL	NIA	PCA TOPCO, LLC	Ownership	100.000	Humana Inc.	NO	0
.0119	Humana Inc.	00000	81-3841120				Lakewood Ranch Primary Care Associates, LLC	FL	NIA	PCA TOPCO, LLC	Ownership	100.000	Humana Inc.	NO	0
.0119	Humana Inc.	00000	47-3321624				MAXhealth Now of Florida, LLC	FL	NIA	B&B Health Partners, LLC	Ownership	100.000	Humana Inc.	NO	0
.0119	Humana Inc.	00000	26-2977297				Mediserv Infusion, LLC	FL	NIA	Florida Medical Specialists, LLC	Ownership	100.000	Humana Inc.	NO	0
.0119	Humana Inc.	00000	85-3797908				Marvel Blocker, LLC	DE	NIA	Primary Care Holdings II, LLC	Ownership	100.000	Humana Inc.	NO	0
.0119	Humana Inc.	00000	85-3179327				New Port Richey Primary Care Associates, LLC	FL	NIA	PCA TOPCO, LLC	Ownership	100.000	Humana Inc.	NO	0
.0119	Humana Inc.	00000	83-1654885				North Ft. Lauderdale Primary Care Associates, LLC	FL	NIA	PCA TOPCO, LLC	Ownership	100.000	Humana Inc.	NO	0
.0119	Humana Inc.	00000	84-3313482				Palmetto Primary Care Associates LLC	FL	NIA	PCA TOPCO, LLC	Ownership	100.000	Humana Inc.	NO	0
.0119	Humana Inc.	00000	86-3646220				PCA TOPCO, LLC	DE	NIA	Best Value Intermediate II, LLC	Ownership	100.000	Humana Inc.	NO	0

STATEMENT AS OF MARCH 31, 2026 OF THE Arcadian Health Plan, Inc.

SCHEDULE Y
PART 1A - DETAILS OF INSURANCE HOLDING COMPANY SYSTEM

1	2	3	4	5	6	7	8	9	10	11	12	13	14	15	16
Group Code	Group Name	NAIC Company Code	ID Number	Federal RSSD	CIK	Name of Securities Exchange if Publicly Traded (U.S. or International)	Names of Parent, Subsidiaries Or Affiliates	Domiciliary Location	Relationship to Reporting Entity	Directly Controlled by (Name of Entity/Person)	Type of Control (Ownership, Board, Management, Attorney-in-Fact, Influence, Other)	If Control is Ownership Provide Percentage	Ultimate Controlling Entity(ies)/Person(s)	Is an SCA Filing Required? (Yes/No)	*
.0119	Humana Inc.	00000	85-3893624				Plant City Primary Care Associates LLC	FL	NIA	PCA TOPCO, LLC	Ownership	100.000	Humana Inc.	NO	0
.0119	Humana Inc.	00000	85-2087885				Primary Care Associates of Port Richey, LLC	FL	NIA	PCA TOPCO, LLC	Ownership	100.000	Humana Inc.	NO	0
.0119	Humana Inc.	00000	59-3718147				Ridge Medical Associates, L.L.C.	FL	NIA	Best Value Intermediate II, LLC	Ownership	100.000	Humana Inc.	NO	0
.0119	Humana Inc.	00000	81-4356525				Riverview Primary Care Associates, LLC	FL	NIA	PCA TOPCO, LLC	Ownership	100.000	Humana Inc.	NO	0
.0119	Humana Inc.	00000	59-3506891				RVP Medical LLC	FL	NIA	Best Value Intermediate II, LLC	Ownership	100.000	Humana Inc.	NO	0
.0119	Humana Inc.	00000	81-4340322				Sarasota Primary Care Associates, LLC	FL	NIA	PCA TOPCO, LLC	Ownership	100.000	Humana Inc.	NO	0
.0119	Humana Inc.	00000	83-1289839				Southeastern Primary Care Associates, LLC	FL	NIA	PCA TOPCO, LLC	Ownership	100.000	Humana Inc.	NO	0
.0119	Humana Inc.	00000	82-1199630				St. Petersburg Primary Care Associates, LLC	FL	NIA	PCA TOPCO, LLC	Ownership	100.000	Humana Inc.	NO	0
.0119	Humana Inc.	00000	82-2912515				Subsero Health, LLC	FL	NIA	Best Value Intermediate II, LLC	Ownership	100.000	Humana Inc.	NO	0
.0119	Humana Inc.	00000	85-3968527				Subsero Healthcare, LLC	FL	NIA	B&B Health Partners, LLC	Ownership	100.000	Humana Inc.	NO	0
.0119	Humana Inc.	00000	86-2131952				Summerfield Primary Care Associates LLC	FL	NIA	PCA TOPCO, LLC	Ownership	100.000	Humana Inc.	NO	0
.0119	Humana Inc.	00000	83-0477745				Town & Country Primary Care Doctors, LLC	FL	NIA	PCA TOPCO, LLC	Ownership	100.000	Humana Inc.	NO	0
.0119	Humana Inc.	00000	27-0092886				Valrico Medical Clinic, LLC	FL	NIA	Best Value Intermediate II, LLC	Ownership	100.000	Humana Inc.	NO	0
.0119	Humana Inc.	00000	86-3593649				WC Holding Company, LLC	FL	NIA	PCA TOPCO, LLC	Ownership	100.000	Humana Inc.	NO	0
.0119	Humana Inc.	00000	85-3760478				Wildwood Primary Care Associates LLC	FL	NIA	PCA TOPCO, LLC	Ownership	100.000	Humana Inc.	NO	0
.0119	Humana Inc.	00000	56-2601036				Yogesh Ranpariya, M.D., L.L.C.	FL	NIA	Best Value Intermediate II, LLC	Ownership	100.000	Humana Inc.	NO	0
.0119	Humana Inc.	00000	84-1730297				Zephyrhills Primary Care Associates LLC	FL	NIA	PCA TOPCO, LLC	Ownership	100.000	Humana Inc.	NO	0

Asterisk	Explanation
0000001	Humana Inc., a Delaware corporation and ultimate parent company in the holding company system, is a publicly traded company on the New York Stock Exchange and ownership fluctuates daily.

SUPPLEMENTAL EXHIBITS AND SCHEDULES INTERROGATORIES

The following supplemental reports are required to be filed as part of your statement filing. However, in the event that your company does not transact the type of business for which the special report must be filed, your response of NO to the specific interrogatory will be accepted in lieu of filing a "NONE" report and a bar code will be printed below. If the supplement is required of your company but is not being filed for whatever reason enter SEE EXPLANATION and provide an explanation following the interrogatory questions.

	Response
1. Will the Medicare Part D Coverage Supplement be filed with the state of domicile and the NAIC with this statement?	NO

AUGUST FILING

2. Will the regulator-only (non-public) Communication of Internal Control Related Matters Noted in Audit be filed with the state of domicile and electronically with the NAIC (as a regulator-only non-public document) by August 1? The response for 1st and 3rd quarters should be N/A. A NO response resulting with a bar code is only appropriate in the 2nd quarter.	N/A
--	-----

Explanation:

1. This type of business is not written.

Bar Code:

1. Medicare Part D Coverage Supplement [Document Identifier 365]



OVERFLOW PAGE FOR WRITE-INS

NONE

STATEMENT AS OF MARCH 31, 2026 OF THE Arcadian Health Plan, Inc.

SCHEDULE A - VERIFICATION

Real Estate

	1 Year to Date	2 Prior Year Ended December 31
1. Book/adjusted carrying value, December 31 of prior year		
2. Cost of acquired:		
2.1 Actual cost at time of acquisition		
2.2 Additional investment made after acquisition		
3. Current year change in encumbrances		
4. Total gain (loss) on disposals		
5. Deduct amounts received on disposals		
6. Total foreign exchange change in book/adjusted carrying value		
7. Deduct current year's other than temporary impairment recognized		
8. Deduct current year's depreciation		
9. Book/adjusted carrying value at the end of current period (Lines 1+2+3+4-5+6-7-8)		
10. Deduct total nonadmitted amounts		
11. Statement value at end of current period (Line 9 minus Line 10)		

NONE

SCHEDULE B - VERIFICATION

Mortgage Loans

	1 Year to Date	2 Prior Year Ended December 31
1. Book value/recorded investment excluding accrued interest, December 31 of prior year		
2. Cost of acquired:		
2.1 Actual cost at time of acquisition		
2.2 Additional investment made after acquisition		
3. Capitalized deferred interest and other		
4. Accrual of discount		
5. Unrealized valuation increase/(decrease)		
6. Total gain (loss) on disposals		
7. Deduct amounts received on disposals		
8. Deduct amortization of premium and mortgage interest paid and commitment fees		
9. Total foreign exchange change in book value/recorded investment excluding accrued interest		
10. Deduct current year's other than temporary impairment recognized		
11. Book value/recorded investment excluding accrued interest at end of current period (Lines 1+2+3+4+5+6-7-8+9-10)		
12. Total valuation allowance		
13. Subtotal (Line 11 plus Line 12)		
14. Deduct total nonadmitted amounts		
15. Statement value at end of current period (Line 13 minus Line 14)		

NONE

SCHEDULE BA - VERIFICATION

Other Long-Term Invested Assets

	1 Year to Date	2 Prior Year Ended December 31
1. Book/adjusted carrying value, December 31 of prior year		
2. Cost of acquired:		
2.1 Actual cost at time of acquisition		
2.2 Additional investment made after acquisition		
3. Capitalized deferred interest and other		
4. Accrual of discount		
5. Unrealized valuation increase/(decrease)		
6. Total gain (loss) on disposals		
7. Deduct amounts received on disposals		
8. Deduct amortization of premium, depreciation and proportional amortization		
9. Total foreign exchange change in book/adjusted carrying value		
10. Deduct current year's other than temporary impairment recognized		
11. Book/adjusted carrying value at end of current period (Lines 1+2+3+4+5+6-7-8+9-10)		
12. Deduct total nonadmitted amounts		
13. Statement value at end of current period (Line 11 minus Line 12)		

NONE

SCHEDULE D - VERIFICATION

Bonds and Stocks

	1 Year to Date	2 Prior Year Ended December 31
1. Book/adjusted carrying value of bonds and stocks, December 31 of prior year	1,286,189,792	1,698,378,384
2. Cost of bonds and stocks acquired	340,608,018	266,714,425
3. Accrual of discount	232,744	1,348,190
4. Unrealized valuation increase/(decrease)	(425,012)	1,507,690
5. Total gain (loss) on disposals	(128,944)	4,550,716
6. Deduct consideration for bonds and stocks disposed of	83,695,858	682,024,459
7. Deduct amortization of premium	1,119,705	4,285,154
8. Total foreign exchange change in book/adjusted carrying value	0	0
9. Deduct current year's other than temporary impairment recognized	0	0
10. Total investment income recognized as a result of prepayment penalties and/or acceleration fees	0	0
11. Book/adjusted carrying value at end of current period (Lines 1+2+3+4+5-6-7+8-9+10)	1,541,661,036	1,286,189,792
12. Deduct total nonadmitted amounts	0	0
13. Statement value at end of current period (Line 11 minus Line 12)	1,541,661,036	1,286,189,792

STATEMENT AS OF MARCH 31, 2026 OF THE Arcadian Health Plan, Inc.

SCHEDULE D - PART 1B

Showing the Acquisitions, Dispositions and Non-Trading Activity
During the Current Quarter for all Bonds and Preferred Stock by NAIC Designation

NAIC Designation	1 Book/Adjusted Carrying Value Beginning of Current Quarter	2 Acquisitions During Current Quarter	3 Dispositions During Current Quarter	4 Non-Trading Activity During Current Quarter	5 Book/Adjusted Carrying Value End of First Quarter	6 Book/Adjusted Carrying Value End of Second Quarter	7 Book/Adjusted Carrying Value End of Third Quarter	8 Book/Adjusted Carrying Value December 31 Prior Year
ISSUER CREDIT OBLIGATIONS (ICO)								
1. NAIC 1 (a)	789,446,652	4,392,943,142	4,480,686,674	361,166	702,064,287	0	0	789,446,652
2. NAIC 2 (a)	411,105,996	2,121,295,367	1,983,528,858	5,199,707	554,072,211	0	0	411,105,996
3. NAIC 3 (a)	17,268,748	0	1,310,000	(199,351)	15,759,397	0	0	17,268,748
4. NAIC 4 (a)	4,018,999	0	0	(43,508)	3,975,492	0	0	4,018,999
5. NAIC 5 (a)	3,371,516	0	85,000	(190,927)	3,095,589	0	0	3,371,516
6. NAIC 6 (a)	0	0	0	0	0	0	0	0
7. Total ICO	1,225,211,912	6,514,238,509	6,465,610,533	5,127,087	1,278,966,976	0	0	1,225,211,912
ASSET-BACKED SECURITIES (ABS)								
8. NAIC 1	357,333,705	213,614,366	15,019,150	(551,646)	555,377,275	0	0	357,333,705
9. NAIC 2	0	0	0	0	0	0	0	0
10. NAIC 3	0	0	0	0	0	0	0	0
11. NAIC 4	2,001	0	19	(55)	1,927	0	0	2,001
12. NAIC 5	0	0	0	0	0	0	0	0
13. NAIC 6	0	0	0	0	0	0	0	0
14. Total ABS	357,335,706	213,614,366	15,019,169	(551,701)	555,379,202	0	0	357,335,706
PREFERRED STOCK								
15. NAIC 1	0	0	0	0	0	0	0	0
16. NAIC 2	0	0	0	0	0	0	0	0
17. NAIC 3	0	0	0	0	0	0	0	0
18. NAIC 4	0	0	0	0	0	0	0	0
19. NAIC 5	0	0	0	0	0	0	0	0
20. NAIC 6	0	0	0	0	0	0	0	0
21. Total Preferred Stock	0	0	0	0	0	0	0	0
22. Total ICO, ABS & Preferred Stock	1,582,547,618	6,727,852,875	6,480,629,702	4,575,386	1,834,346,177	0	0	1,582,547,618

(a) Book/Adjusted Carrying Value column for the end of the current reporting period includes the following amount of short-term and cash equivalent bonds by NAIC designation:

NAIC 1 \$ 100,886,766 ; NAIC 2 \$ 191,798,376 ; NAIC 3 \$ 0 ; NAIC 4 \$ 0 ; NAIC 5 \$ 0 ; NAIC 6 \$ 0

S102

SCHEDULE DA - PART 1

Short-Term Investments

	1	2	3	4	5
	Book/Adjusted Carrying Value	Premium	Actual Cost	Interest Collected Year-to-Date	Paid for Accrued Interest Year-to-Date
7709999999 Totals		XX			

NONE

SCHEDULE DA - VERIFICATION

Short-Term Investments

	1	2
	Year To Date	Prior Year Ended December 31
1. Book/adjusted carrying value, December 31 of prior year	0	344,651
2. Cost of short-term investments acquired	0	0
3. Accrual of discount	0	0
4. Unrealized valuation increase/(decrease)	0	0
5. Total gain (loss) on disposals	0	0
6. Deduct consideration received on disposals	0	344,651
7. Deduct amortization of premium	0	0
8. Total foreign exchange change in book/adjusted carrying value	0	0
9. Deduct current year's other than temporary impairment recognized	0	0
10. Book/adjusted carrying value at end of current period (Lines 1+2+3+4+5-6-7+8-9)	0	0
11. Deduct total nonadmitted amounts	0	0
12. Statement value at end of current period (Line 10 minus Line 11)	0	0

Schedule DB - Part A - Verification - Options, Caps, Floors, Collars, Swaps and Forwards

N O N E

Schedule DB - Part B - Verification - Futures Contracts

N O N E

Schedule DB - Part C - Section 1 - Replication (Synthetic Asset) Transactions (RSATs) Open

N O N E

Schedule DB-Part C-Section 2-Reconciliation of Replication (Synthetic Asset) Transactions Open

N O N E

Schedule DB - Verification - Book/Adjusted Carrying Value, Fair Value and Potential Exposure of
Derivatives

N O N E

STATEMENT AS OF MARCH 31, 2026 OF THE Arcadian Health Plan, Inc.

SCHEDULE E - PART 2 - VERIFICATION

(Cash Equivalents)

	1	2
	Year To Date	Prior Year Ended December 31
1. Book/adjusted carrying value, December 31 of prior year	299,750,187	118,588,405
2. Cost of cash equivalents acquired	7,401,549,595	24,989,136,713
3. Accrual of discount	5,887,359	22,025,797
4. Unrealized valuation increase/(decrease)	0	0
5. Total gain (loss) on disposals	(25)	782
6. Deduct consideration received on disposals	7,405,429,942	24,830,001,511
7. Deduct amortization of premium	0	0
8. Total foreign exchange change in book/adjusted carrying value	0	0
9. Deduct current year's other than temporary impairment recognized	0	0
10. Book/adjusted carrying value at end of current period (Lines 1+2+3+4+5-6-7+8-9)	301,757,174	299,750,187
11. Deduct total nonadmitted amounts	0	0
12. Statement value at end of current period (Line 10 minus Line 11)	301,757,174	299,750,187

Schedule A - Part 2 - Real Estate Acquired and Additions Made

N O N E

Schedule A - Part 3 - Real Estate Disposed

N O N E

Schedule B - Part 2 - Mortgage Loans Acquired and Additions Made

N O N E

Schedule B - Part 3 - Mortgage Loans Disposed, Transferred or Repaid

N O N E

Schedule BA - Part 2 - Other Long-Term Invested Assets Acquired and Additions Made

N O N E

Schedule BA - Part 3 - Other Long-Term Invested Assets Disposed, Transferred or Repaid

N O N E

STATEMENT AS OF MARCH 31, 2026 OF THE Arcadian Health Plan, Inc.

SCHEDULE D - PART 3

Show All Long-Term Bonds and Stocks Acquired During the Current Quarter

1	2	3	4	5	6	7	8	9
CUSIP Identification	Description	Date Acquired	Name of Vendor	Number of Shares of Stock	Actual Cost	Par Value	Paid for Accrued Interest and Dividends	NAIC Designation, NAIC Designation Modifier and SVO Administrative Symbol
91282C-GH-8	UNITED STATES TREASURY	02/13/2026	GOLDMAN		35,060,215	35,000,000	57,528	1.A
91282C-KC-4	UNITED STATES TREASURY	02/11/2026	Unknown/NOMURA		3,201,525	3,130,000	60,633	1.A
91282C-QB-0	UNITED STATES TREASURY	03/02/2026	U.S. Bank		14,967,213	15,000,000	4,127	1.A
0019999999. Subtotal - issuer credit obligations - U.S. government obligations (exempt from RBC)					53,228,953	53,130,000	122,288	XXX
00206R-IM-1	AT&T INC	02/02/2026	HSBC SECURITIES INC.		1,493,031	1,755,000	7,707	2.B FE
02079K-BL-0	ALPHABET INC	02/09/2026	JP MORGAN SECS INC., - FIXED INCOME		4,598,545	4,625,000	0	1.C FE
023135-DE-3	AMAZON.COM INC	03/10/2026	JP MORGAN SECS INC., - FIXED INCOME		1,816,651	1,820,000	0	1.E FE
03027X-CF-5	AMERICAN TOWER CORP	02/05/2026	JP MORGAN SECS INC., - FIXED INCOME		1,357,859	1,270,000	16,859	2.A FE
031162-DW-7	AMGEN INC	02/17/2026	Bank of America Securities		2,545,589	2,550,000	0	2.A FE
05724B-AN-9	BAKER HUGHES HOLDINGS LLC	03/05/2026	GOLDMAN		3,403,351	3,410,000	0	1.G FE
059165-ET-3	BALTIMORE GAS AND ELECTRIC CO	02/02/2026	BARCLAYS CAPITAL INC FIXED INC		1,228,546	1,185,000	11,123	1.G FE
060505-GR-9	BANK OF AMERICA CORP	02/03/2026	Bank of America Securities		1,540,000	1,540,000	0	1.E FE
06406R-BH-9	BANK OF NEW YORK MELLON CORP	03/09/2026	JP MORGAN SECS INC., - FIXED INCOME		1,276,469	1,295,000	13,423	1.F FE
075887-CL-1	BECTON DICKINSON AND CO	01/21/2026	JP MORGAN SECS INC., - FIXED INCOME		601,948	677,000	5,925	2.B FE
141781-CB-8	CARGILL INC	03/03/2026	WELLS FARGO SECURITIES		482,752	475,000	8,148	1.F FE
15189X-BB-3	CENTERPOINT ENERGY HOUSTON ELECTRIC LLC	03/05/2026	Bank of America Securities		863,421	845,000	18,009	1.F FE
172967-NN-7	CITIGROUP INC	03/09/2026	BNP PARIBAS SECURITIES BOND		1,544,832	1,620,000	29,466	1.G FE
172967-NU-1	CITIGROUP INC	02/05/2026	WELLS FARGO SECURITIES		1,760,636	1,740,000	17,087	1.G FE
20030N-EE-7	COMCAST CORP	03/09/2026	Various		2,104,524	2,085,000	25,902	1.G FE
26442U-AQ-7	DUKE ENERGY PROGRESS LLC	03/03/2026	RBC CAPITAL MARKETS		995,079	951,000	23,438	1.F FE
26884T-AW-2	ERAC USA FINANCE LLC	03/05/2026	MORGAN STANLEY CO		431,140	423,000	7,197	1.G FE
278058-DY-5	EATON CORP	03/04/2026	MORGAN STANLEY CO		639,546	640,000	0	1.G FE
30303M-AD-4	META PLATFORMS INC	02/02/2026	Bank of America Securities		1,981,059	2,002,000	24,399	1.D FE
404280-FL-8	HSBC HOLDINGS PLC	03/05/2026	HSBC SECURITIES INC.		3,665,000	3,665,000	0	1.G FE
42250G-AA-1	HEALTHPEAK OP LLC	02/02/2026	BBVA SECURITIES INC		1,205,785	1,185,000	29,724	2.A FE
459200-LS-8	INTERNATIONAL BUSINESS MACHINES CORP	01/29/2026	CITIGROUP GLOBAL MARKETS INC.		3,557,834	3,565,000	0	1.G FE
46647P-DH-6	JPMORGAN CHASE & CO	02/02/2026	JPMORGAN VPR FTP		1,070,403	1,055,000	1,152	1.F FE
502431-AQ-2	L3HARRIS TECHNOLOGIES INC	02/05/2026	Bank of America Securities		943,526	905,000	815	2.B FE
55336V-BV-1	MPLX LP	02/02/2026	MORGAN STANLEY CO		2,374,888	2,365,000	49,928	2.B FE
55336V-CE-8	MPLX LP	02/05/2026	RBC CAPITAL MARKETS		2,940,501	2,950,000	0	2.B FE
571676-AV-7	MARS INC	03/09/2026	Various		1,206,706	1,193,000	21,859	1.F FE
58769J-BM-8	MERCEDES-BENZ FINANCE NORTH AMERICA LLC	03/05/2026	JP MORGAN SECS INC., - FIXED INCOME		2,279,704	2,280,000	0	1.F FE
59523U-AY-3	MID-AMERICA APARTMENTS LP	03/03/2026	US BANCORP INVESTMENTS INC		1,843,257	1,838,000	27,065	1.G FE
65339K-DY-3	NEXTERA ENERGY CAPITAL HOLDINGS INC	02/03/2026	Bank of America Securities		1,879,850	1,880,000	0	2.A FE
65473P-AL-9	NISOURCE INC	01/21/2026	Bank of America Securities		645,582	736,000	5,457	2.B FE
65473P-AP-0	NISOURCE INC	02/05/2026	Bank of America Securities		1,320,203	1,270,000	6,858	2.B FE
677415-CW-9	OHIO POWER CO	02/02/2026	JP MORGAN SECS INC., - FIXED INCOME		1,673,036	1,605,000	15,618	2.A FE
68233J-CS-1	ONCOR ELECTRIC DELIVERY COMPANY LLC	03/03/2026	SG AMERICAS SECURITIES, LLC		2,360,099	2,216,000	32,350	1.F FE
6944PL-3M-9	PACIFIC LIFE GLOBAL FUNDING II	01/27/2026	JP MORGAN SECS INC., - FIXED INCOME		3,576,348	3,580,000	0	1.D FE
756109-CX-0	REALTY INCOME CORP	03/03/2026	BNY/SUNTRUST CAPITAL MARKETS		1,830,185	1,837,000	7,578	1.G FE
79466L-AR-5	SALESFORCE INC	03/11/2026	CITIGROUP GLOBAL MARKETS INC.		2,424,467	2,425,000	0	1.F FE
828807-DU-8	SIMON PROPERTY GROUP LP	03/09/2026	JP MORGAN SECS INC., - FIXED INCOME		1,025,866	975,000	298	1.G FE
857477-BU-6	STATE STREET CORP	03/03/2026	Bank of America Securities		1,664,349	1,664,000	22,683	1.F FE
92537N-AA-6	VERTIV HOLDINGS CO	02/23/2026	GOLDMAN		1,062,551	1,065,000	0	2.C FE
927804-GV-0	VIRGINIA ELECTRIC AND POWER CO	02/02/2026	BARCLAYS CAPITAL INC FIXED INC		1,743,048	1,755,000	34,159	1.G FE
92940P-AG-9	WRKCO INC	02/05/2026	Bank of America Securities		808,536	905,000	3,846	2.B FE
0089999999. Subtotal - issuer credit obligations - corporate bonds (unaffiliated)					73,764,699	73,822,000	468,070	XXX
0489999999. Total - issuer credit obligations (unaffiliated)					126,993,652	126,952,000	590,358	XXX
0499999999. Total - issuer credit obligations (affiliated)					0	0	0	XXX
0509999997. Total - issuer credit obligations - Part 3					126,993,652	126,952,000	590,358	XXX
0509999998. Total - issuer credit obligations - Part 5					XXX	XXX	XXX	XXX
0509999999. Total - issuer credit obligations					126,993,652	126,952,000	590,358	XXX
36382C-GG-8	GNR 2020-005 FA - CMO/RMBS	01/15/2026	CITIGROUP GLOBAL MARKETS INC.		1,803,653	1,967,174	191	1.A
1019999999. Subtotal - asset-backed securities - financial asset-backed securities - self-liquidating - agency residential mortgage-backed securities - guaranteed (exempt from RBC)					1,803,653	1,967,174	191	XXX

E04

STATEMENT AS OF MARCH 31, 2026 OF THE Arcadian Health Plan, Inc.

SCHEDULE D - PART 3

Show All Long-Term Bonds and Stocks Acquired During the Current Quarter

1	2	3	4	5	6	7	8	9
CUSIP Identification	Description	Date Acquired	Name of Vendor	Number of Shares of Stock	Actual Cost	Par Value	Paid for Accrued Interest and Dividends	NAIC Designation, NAIC Designation Modifier and SVO Administrative Symbol
38381M-BF-6	GNR 2025-058 DC - CMBS	01/07/2026	GOLDMAN		7,638,364	7,760,532	10,671	1.A
38381S-GF-8	GNR 2026-018 AD - CMBS	03/04/2026	CITIGROUP GLOBAL MARKETS INC.		5,564,961	5,590,213	5,590	1.A
38384T-KW-1	GNR 2026-021 AD - CMBS	01/28/2026	FTN Financial		5,198,730	5,250,000	20,089	1.A
1029999999. Subtotal - asset-backed securities - financial asset-backed securities - self-liquidating - agency commercial mortgage-backed securities - guaranteed (exempt from RBC)					18,402,056	18,600,745	36,350	XXX
3132DW-FF-5	FH SD8266 - RMBS	01/20/2026	CITIGROUP GLOBAL MARKETS INC.		4,910,790	4,999,850	12,500	1.A
3132DW-HE-6	FH SD8329 - RMBS	02/02/2026	MORGAN STANLEY CO		3,473,928	3,464,725	962	1.A
3132DW-MX-8	FH SD8474 - RMBS	02/03/2026	Various		14,614,203	14,514,736	7,103	1.A
3132DW-NH-2	FH SD8492 - RMBS	02/02/2026	Various		10,466,227	10,438,684	15,775	1.A
3132DW-NW-9	FH SD8505 - RMBS	01/20/2026	WELLS FARGO SECURITIES		441,201	441,201	1,226	1.A
3133BM-GW-9	FH QF0213 - RMBS	01/06/2026	BARCLAYS CAPITAL INC FIXED INC		810,801	825,900	619	1.A
3140MS-KY-0	FN BIW1210 - RMBS	02/02/2026	MORGAN STANLEY CO		1,035,603	1,063,337	241	1.A
3140QS-AD-3	FN CB6303 - RMBS	01/06/2026	CITIGROUP GLOBAL MARKETS INC.		2,434,687	2,482,396	1,862	1.A
3140W4-NB-6	FN FA4014 - RMBS	01/06/2026	BARCLAYS CAPITAL INC FIXED INC		1,018,286	1,036,836	778	1.A
3140W4-TU-1	FN FA4162 - RMBS	02/03/2026	CITIGROUP GLOBAL MARKETS INC.		23,499,858	23,442,119	8,592	1.A
3140W4-Y4-3	FN FA4330 - RMBS	02/02/2026	MORGAN STANLEY CO		2,893,992	2,999,926	667	1.A
3140W4-Y5-0	FN FA4331 - RMBS	02/02/2026	MORGAN STANLEY CO		1,496,109	1,565,070	348	1.A
3140W4-YP-6	FN FA4317 - RMBS	02/03/2026	JP MORGAN SECS INC., - FIXED INCOME		19,301,605	19,871,922	6,624	1.A
3140XP-TJ-8	FN FS7752 - RMBS	02/02/2026	MORGAN STANLEY CO		2,672,173	2,735,342	621	1.A
31418E-F2-1	FN MA4684 - RMBS	01/20/2026	JP MORGAN SECS INC., - FIXED INCOME		1,277,248	1,299,792	3,249	1.A
31418E-LW-8	FN MA4840 - RMBS	01/06/2026	BARCLAYS CAPITAL INC FIXED INC		984,427	1,002,758	752	1.A
31418F-EC-7	FN MA5530 - RMBS	01/20/2026	Bank of America Securities		2,637,533	2,637,533	7,326	1.A
31418F-GX-9	FN MA5613 - RMBS	01/20/2026	WELLS FARGO SECURITIES		1,197,550	1,197,737	3,327	1.A
31418F-HX-8	FN MA5645 - RMBS	02/03/2026	EMCOB/BONDS		2,831,523	2,807,193	1,170	1.A
314270-DZ-2	FH SL2819 - RMBS	01/20/2026	CITIGROUP GLOBAL MARKETS INC.		719,909	720,134	2,000	1.A
3142J6-CW-1	FH RQ0084 - RMBS	01/06/2026	CITIGROUP GLOBAL MARKETS INC.		1,086,798	1,088,328	907	1.A
1039999999. Subtotal - asset-backed securities - financial asset-backed securities - self-liquidating - agency residential mortgage-backed securities - not/partially guaranteed (not exempt from RBC)					99,804,450	100,715,589	76,649	XXX
20775J-GT-0	CONNECTICUT HOUSING FINANCE AUTHORITY	01/28/2026	RBC CAPITAL MARKETS		285,000	285,000	0	1.A FE
1059999999. Subtotal - asset-backed securities - financial asset-backed securities - self-liquidating - non-agency residential mortgage-backed securities (unaffiliated)					285,000	285,000	0	XXX
04021Q-AA-7	AREST 26GCP A - CMBS	03/10/2026	MORGAN STANLEY CO		3,335,914	3,338,000	10,926	1.A FE
05556Q-AA-7	BFLD 25660F A - CMBS	01/27/2026	MORGAN STANLEY CO		6,915,122	6,885,000	12,879	1.A FE
05594E-AA-8	BPR 25ALDR A - CMBS	01/28/2026	JP MORGAN SECS INC., - FIXED INCOME		3,008,143	2,915,000	12,860	1.A FE
05619P-AA-4	BX 25VOLT A - CMBS	01/26/2026	Various		8,980,456	8,935,000	15,062	1.A FE
05619R-AA-0	BOCA 25BOCA A - CMBS	03/06/2026	GOLDMAN		3,252,150	3,240,000	10,414	1.A FE
228920-AA-2	CSTL 26GAT3 A - CMBS	01/29/2026	CITIGROUP GLOBAL MARKETS INC.		7,949,283	7,935,000	16,556	1.A FE
23306H-AC-9	DBC 25DBC B - CMBS	01/27/2026	RBC CAPITAL MARKETS		1,505,625	1,500,000	2,860	1.D FE
29439D-AA-9	EQT 2024-EXTR A - CMBS	01/27/2026	JP MORGAN SECS INC., - FIXED INCOME		4,930,831	4,836,000	19,335	1.A FE
501970-AC-1	LEXT 26450 B - CMBS	02/11/2026	MORGAN STANLEY CO		4,500,000	4,500,000	0	1.D FE
68271C-AA-0	1345T 25A0A A - CMBS	01/27/2026	BARCLAYS CAPITAL INC FIXED INC		9,738,450	9,690,000	18,476	1.A FE
78451C-AA-1	SLG 26PAT A - CMBS	01/06/2026	WELLS FARGO SECURITIES		3,006,000	3,006,000	11,521	1.A FE
91336X-AA-9	UNIV 25APTS A - CMBS	01/22/2026	WELLS FARGO SECURITIES		524,308	523,000	619	1.A FE
1079999999. Subtotal - asset-backed securities - financial asset-backed securities - self-liquidating - non-agency commercial mortgage-backed securities (unaffiliated)					57,646,282	57,303,000	131,509	XXX
00121J-AC-6	AGL 34 A2 - CDO	02/10/2026	CITIGROUP GLOBAL MARKETS INC.		2,006,000	2,000,000	5,744	1.A FE
056921-AC-3	BCC 2024-2 A2 - CDO	02/05/2026	JP MORGAN SECS INC., - FIXED INCOME		5,411,880	5,400,000	17,728	1.A FE
05765X-AL-5	BOBA 2021-1 AR - CDO	03/04/2026	CITIGROUP GLOBAL MARKETS INC.		5,183,880	5,200,000	29,602	1.A FE
18914G-AE-1	CLVR 2018-1 A2R - CDO	03/03/2026	BANK OF NYC/MIZUHO SEC		4,849,515	4,850,000	31,269	1.A FE
558188-AE-8	MOPK 54R A2R - CDO	02/06/2026	BAIRD (ROBERT W.) & CO. INC.		4,769,000	4,750,000	13,211	1.A FE
73110A-AA-9	POLN 252 A1 - CDO	03/06/2026	RBC CAPITAL MARKETS		2,994,000	3,000,000	36,537	1.A FE
1099999999. Subtotal - asset-backed securities - financial asset-backed securities - self-liquidating - non-agency - CLOs/CBOs/CDOs (unaffiliated)					25,214,275	25,200,000	134,091	XXX
34532X-AB-9	FORDR 26REV1 B - ABS	02/03/2026	Bank of America Securities		3,955,423	3,957,000	0	1.C FE
551923-AA-3	MTBRV 261 A1 - ABS	02/10/2026	BARCLAYS CAPITAL INC FIXED INC		1,425,929	1,426,000	0	1.A FE
69335P-GJ-8	PFSFC 2026-B A - ABS	03/05/2026	JP MORGAN SECS INC., - FIXED INCOME		3,423,298	3,424,000	0	1.A FE
1119999999. Subtotal - asset-backed securities - financial asset-backed securities - self-liquidating - other financial asset-backed securities - self-liquidating (unaffiliated)					8,804,650	8,807,000	0	XXX
20469B-AF-4	CMDC 261 A21 - ABS	02/11/2026	PERSHING LLC		1,654,000	1,654,000	0	1.A FE
1719999999. Subtotal - asset-backed securities - non-financial asset-backed securities - full analysis - lease-backed securities - full analysis (unaffiliated)					1,654,000	1,654,000	0	XXX

E04.1

STATEMENT AS OF MARCH 31, 2026 OF THE Arcadian Health Plan, Inc.

SCHEDULE D - PART 3

Show All Long-Term Bonds and Stocks Acquired During the Current Quarter

1 CUSIP Identification	2 Description	3 Date Acquired	4 Name of Vendor	5 Number of Shares of Stock	6 Actual Cost	7 Par Value	8 Paid for Accrued Interest and Dividends	9 NAIC Designation, NAIC Designation Modifier and SVO Admini- strative Symbol
	1889999999. Total - asset-backed securities (unaffiliated)				213,614,366	214,532,509	378,789	XXX
	1899999999. Total - asset-backed securities (affiliated)				0	0	0	XXX
	1909999997. Total - asset-backed securities - Part 3				213,614,366	214,532,509	378,789	XXX
	1909999998. Total - asset-backed securities - Part 5				XXX	XXX	XXX	XXX
	1909999999. Total - asset-backed securities				213,614,366	214,532,509	378,789	XXX
	2009999999. Total - issuer credit obligations and asset-backed securities				340,608,018	341,484,509	969,147	XXX
	4509999997. Total - preferred stocks - Part 3				0	XXX	0	XXX
	4509999998. Total - preferred stocks - Part 5				XXX	XXX	XXX	XXX
	4509999999. Total - preferred stocks				0	XXX	0	XXX
	5989999997. Total - common stocks - Part 3				0	XXX	0	XXX
	5989999998. Total - common stocks - Part 5				XXX	XXX	XXX	XXX
	5989999999. Total - common stocks				0	XXX	0	XXX
	5999999999. Total - preferred and common stocks				0	XXX	0	XXX
	6009999999 - Totals				340,608,018	XXX	969,147	XXX

STATEMENT AS OF MARCH 31, 2026 OF THE Arcadian Health Plan, Inc.

SCHEDULE D - PART 4

Show All Long-Term Bonds and Stocks Sold, Redeemed or Otherwise Disposed of During the Current Quarter

1	2	3	4	5	6	7	8	9	Change In Book/Adjusted Carrying Value					15	16	17	18	19	20	21	
									10	11	12	13	14								
CUSIP Identification	Description	Disposal Date	Name of Purchaser	Number of Shares of Stock	Consideration	Par Value	Actual Cost	Prior Year Book/ Adjusted Carrying Value	Unrealized Valuation Increase/ (Decrease)	Current Year's (Amortization)/ Accretion	Current Year's Other Than Temporary Impairment Recognized	Total Change in Book/ Adjusted Carrying Value (10 + 11 - 12)	Total Foreign Exchange Change in Book /Adjusted Carrying Value	Book/ Adjusted Carrying Value at Disposal Date	Foreign Exchange Gain (Loss) on Disposal	Realized Gain (Loss) on Disposal	Total Gain (Loss) on Disposal	Bond Interest/ Stock Dividends Received During Year	Stated Contractual Maturity Date	NAIC Designation, NAIC Designation Modifier and SVO Administrative Symbol	
..912828-P4-6	UNITED STATES TREASURY	03/10/2026	Maturity @ 100.00		3,130,000	3,130,000	3,339,074	3,134,844	0	(4,844)	0	(4,844)	0	3,130,000	0	0	0	25,431	02/15/2026	1.A	
..91282C-GE-5	UNITED STATES TREASURY	01/15/2026	Maturity @ 100.00		10,000,000	10,000,000	10,012,517	10,000,169	0	(169)	0	(169)	0	10,000,000	0	0	0	193,750	01/15/2026	1.A	
..91282C-GL-9	UNITED STATES TREASURY	02/15/2026	Maturity @ 100.00		3,000,000	3,000,000	2,999,482	2,999,291	0	709	0	709	0	3,000,000	0	0	0	60,000	02/15/2026	1.A	
..91282C-LC-3	UNITED STATES TREASURY	02/13/2026	BARCLAYS CAPITAL INC FIXED INC		34,559,084	34,000,000	34,555,667	34,410,583	0	(13,809)	0	(13,809)	0	34,396,774	0	162,309	162,309	743,867	07/31/2029	1.A	
0019999999. Subtotal - issuer credit obligations - U.S. government obligations (exempt from RBC)					50,689,084	50,130,000	50,890,740	50,544,887	0	(18,113)	0	(18,113)	0	50,526,774	0	162,309	162,309	1,023,049	XXX	XXX	
..646140-DP-5	NEW JERSEY ST TPK AUTH TPK REV	01/01/2026	Maturity @ 100.00		500,000	500,000	497,260	500,000	0	0	0	0	0	500,000	0	0	0	2,618	01/01/2026	1.E FE	
..650035-7D-4	NEW YORK ST URBAN DEV CORP REV	03/15/2026	Call @ 100.00		300,000	300,000	296,595	299,904	0	96	0	96	0	300,000	0	0	0	4,605	03/15/2026	1.B FE	
..79574C-CK-7	SALT RIV PROJ AGRIC IMPT & PWR DIST ARIZ	01/01/2026	Maturity @ 100.00		130,000	130,000	160,930	130,000	0	0	0	0	0	130,000	0	0	0	3,250	01/01/2026	1.B FE	
..95737T-CD-6	WESTCHESTER CNTY N Y LOC DEV CORP REV	01/21/2026	WELLS FARGO SECURITIES		77,291	85,000	94,789	78,645	6,355	0	0	6,355	0	85,000	0	(7,709)	(7,709)	956	11/01/2046	5.A FE	
0059999999. Subtotal - issuer credit obligations - municipal bonds - special revenue					1,007,291	1,015,000	1,049,574	1,008,549	6,355	96	0	6,451	0	1,015,000	0	(7,709)	(7,709)	11,429	XXX	XXX	
..020564-AE-0	ALPEK SAB DE CV	02/25/2026	HSBC SECURITIES INC.		1,092,000	1,365,000	1,361,533	1,363,075	0	0	0	0	0	1,363,127	0	(271,127)	(271,127)	22,304	02/25/2031	2.C FE	
..31620M-BR-6	FIDELITY NATIONAL INFORMATION SERVICES I	03/01/2026	Maturity @ 100.00		1,425,000	1,425,000	1,424,928	1,424,928	0	72	0	72	0	1,425,000	0	0	0	8,194	03/01/2026	2.B FE	
..404280-AW-9	HSBC HOLDINGS PLC	03/08/2026	Maturity @ 100.00		1,250,000	1,250,000	1,322,763	1,252,185	0	(2,185)	0	(2,185)	0	1,250,000	0	0	0	26,875	03/08/2026	1.G FE	
..615394-AM-5	MOOG INC	03/31/2026	Call @ 100.00		1,310,000	1,310,000	1,354,513	1,297,443	12,557	0	0	12,557	0	1,310,000	0	0	0	0	12/15/2027	3.B FE	
..745867-AW-1	PULTEGROUP INC	03/01/2026	Maturity @ 100.00		576,000	576,000	572,684	575,893	0	107	0	107	0	576,000	0	0	0	15,840	03/01/2026	2.A FE	
..775109-CG-4	ROGERS COMMUNICATIONS INC	01/21/2026	BONY/TORONTO DOMINION SECURITI		1,262,314	1,275,000	1,274,885	1,274,983	0	1	0	1	0	1,274,983	0	(12,670)	(12,670)	14,393	03/15/2027	2.C FE	
..82620K-AZ-6	SIEMENS FINANCIERINGSMAATSCHAPPIJ NV	03/11/2026	Maturity @ 100.00		2,890,000	2,890,000	2,887,052	2,889,885	0	115	0	115	0	2,890,000	0	0	0	17,340	03/11/2026	1.D FE	
..89788M-AD-4	TRUIST FINANCIAL CORP	02/25/2026	Call @ 100.00		6,865,000	6,865,000	6,865,000	6,865,000	0	0	0	0	0	6,865,000	0	0	0	43,490	03/02/2027	2.A FE	
..958102-AQ-8	WESTERN DIGITAL CORP	02/20/2026	Call @ 100.00		310,000	310,000	309,430	309,736	0	12	0	12	0	309,748	0	252	252	4,957	02/01/2029	2.C FE	
0089999999. Subtotal - issuer credit obligations - corporate bonds (unaffiliated)					16,980,314	17,266,000	17,370,721	17,253,128	12,557	(1,826)	0	10,730	0	17,263,858	0	(283,545)	(283,545)	153,394	XXX	XXX	
0489999999. Total - issuer credit obligations (unaffiliated)					68,676,689	68,411,000	69,311,034	68,806,565	18,912	(19,844)	0	(932)	0	68,805,633	0	(128,944)	(128,944)	1,187,871	XXX	XXX	
0499999999. Total - issuer credit obligations (affiliated)					0	0	0	0	0	0	0	0	0	0	0	0	0	0	0	XXX	XXX
0509999997. Total - issuer credit obligations - Part 4					68,676,689	68,411,000	69,311,034	68,806,565	18,912	(19,844)	0	(932)	0	68,805,633	0	(128,944)	(128,944)	1,187,871	XXX	XXX	
0509999998. Total - issuer credit obligations - Part 5					XXX	XXX	XXX	XXX	XXX	XXX	XXX	XXX	XXX	XXX	XXX	XXX	XXX	XXX	XXX	XXX	
0509999999. Total - issuer credit obligations					68,676,689	68,411,000	69,311,034	68,806,565	18,912	(19,844)	0	(932)	0	68,805,633	0	(128,944)	(128,944)	1,187,871	XXX	XXX	
..36202E-LJ-6	G2 003929 - RMBS	03/01/2026	Paydown		147	147	145	146	0	1	0	1	0	147	0	0	0	1	12/20/2036	1.A	
..36290R-OT-3	GN 615266 - RMBS	03/01/2026	Paydown		2,176	2,176	2,149	2,158	0	18	0	18	0	2,176	0	0	0	10	06/15/2033	1.A	
..38382C-GQ-8	GNR 2020-005 FA - CMO/RMBS	03/20/2026	Paydown		47,688	47,688	43,724	0	0	3,964	0	3,964	0	47,688	0	0	0	228	01/20/2050	1.A	
1019999999. Subtotal - asset-backed securities - financial asset-backed securities - self-liquidating - agency residential mortgage-backed securities - guaranteed (exempt from RBC)					50,011	50,011	46,018	2,303	0	3,983	0	3,983	0	50,011	0	0	0	238	XXX	XXX	
..38381M-BF-6	GNR 2025-058 DC - CMBS	03/01/2026	Paydown		14,457	14,457	14,230	0	0	228	0	228	0	14,457	0	0	0	81	12/16/2064	1.A	
..38384T-KW-1	GNR 2026-021 AD - CMBS	03/01/2026	Paydown		5,767	5,767	5,710	0	0	56	0	56	0	5,767	0	0	0	34	12/16/2066	1.A	
1029999999. Subtotal - asset-backed securities - financial asset-backed securities - self-liquidating - agency commercial mortgage-backed securities - guaranteed (exempt from RBC)					20,224	20,224	19,940	0	0	284	0	284	0	20,224	0	0	0	116	XXX	XXX	
..3131XW-WS-6	FH ZM4257 - RMBS	03/01/2026	Paydown		66,426	66,426	70,703	72,061	0	(5,635)	0	(5,635)	0	66,426	0	0	0	381	09/01/2047	1.A	
..3132AD-T9-9	FH ZT1476 - RMBS	03/01/2026	Paydown		1,398	1,398	1,491	1,526	0	(129)	0	(129)	0	1,398	0	0	0	8	02/01/2048	1.A	
..3132D6-N2-2	FH S88509 - RMBS	03/01/2026	Paydown		67,734	67,734	70,930	69,981	0	(2,247)	0	(2,247)	0	67,734	0	0	0	221	01/01/2036	1.A	
..3132DN-E2-5	FH SD1053 - RMBS	03/01/2026	Paydown		67,855	67,855	68,163	68,107	0	(252)	0	(252)	0	67,855	0	0	0	386	06/01/2052	1.A	
..3132DN-G5-6	FH SD1120 - RMBS	03/01/2026	Paydown		67,214	67,214	68,349	68,343	0	(1,128)	0	(1,128)	0	67,214	0	0	0	548	06/01/2052	1.A	
..3132DN-VJ-9	FH SD1517 - RMBS	03/01/2026	Paydown		27,742	27,742	27,777	27,762	0	(20)	0	(20)	0	27,742	0	0	0	158	09/01/2052	1.A	
..3132DP-E7-9	FH SD1958 - RMBS	03/01/2026	Paydown		18,078	18,078	18,402	18,356	0	(278)	0	(278)	0	18,078	0	0	0	153	11/01/2052	1.A	
..3132DP-GC-6	FH SD1995 - RMBS	03/01/2026	Paydown		133,233	133,233	136,876	136,357	0	(3,125)	0	(3,125)	0	133,233	0	0	0	1,190	12/01/2052	1.A	
..3132DP-HL-5	FH SD2035 - RMBS	03/01/2026	Paydown		133,547	133,547	138,013	137,641	0	(4,094)	0	(4,094)	0	133,547	0	0	0	992	11/01/2052	1.A	
..3132DV-LA-1	FH SD7521 - RMBS	03/01/2026	Paydown		89,700	89,700	96,014	95,832	0	(6,132)	0	(6,132)	0	89,700	0	0	0	348	07/01/2050	1.A	
..3132DV-LC-7	FH SD7523 - RMBS	03/01/2026	Paydown		53,209	53,209	56,759	56,656	0	(3,447)	0	(3,447)	0	53,209	0	0	0	205	08/01/2050	1.A	
..3132DW-FF-5	FH SD8266 - RMBS	03/01/2026	Paydown		60,880	60,880	59,796	0	0	1,084	0	1,084	0	60,880	0	0	0	344	11/01/2052	1.A	
..3132DW-HE-6	FH SD8329 - RMBS	03/01/2026	Paydown		37,783	37,783	37,884	0	0	(100)	0	(100)	0	37,783	0	0	0	157	06/01/2053	1.A	
..3132DW-MX-8	FH SD8474 - RMBS	03/01/2026	Paydown		170,018	170,018	171,176	0	0	(1,158)	0	(1,158)	0	170,018	0	0	0	814	11/01/2054	1.A	
..3132DW-NH-2	FH SD8492 - RMBS	03/01/2026	Paydown		119,229	119,229	119,421	0	0	(192)	0	(192)	0	119,229	0	0	0	670	01/01/2055	1.A	
..3132DW-NI-9	FH SD8505 - RMBS	03/01/2026	Paydown		6,816	6,816	6,815	0	0	1	0	1	0	6,816	0	0	0	39	02/01/2055	1.A	

E05

STATEMENT AS OF MARCH 31, 2026 OF THE Arcadian Health Plan, Inc.

SCHEDULE D - PART 4

Show All Long-Term Bonds and Stocks Sold, Redeemed or Otherwise Disposed of During the Current Quarter

1	2	3	4	5	6	7	8	9	Change In Book/Adjusted Carrying Value				15	16	17	18	19	20	21	
									10	11	12	13								14
CUSIP Ident-ification	Description	Disposal Date	Name of Purchaser	Number of Shares of Stock	Consideration	Par Value	Actual Cost	Prior Year Book/ Adjusted Carrying Value	Unrealized Valuation Increase/ (Decrease)	Current Year's (Amor- tization)/ Accretion	Current Year's Other Than Temporary Impairment Recogn-ized	Total Change in Book/ Adjusted Carrying Value (10 + 11 - 12)	Total Foreign Exchange Change in Book /Adjusted Carrying Value	Book/ Adjusted Carrying Value at Disposal Date	Foreign Exchange Gain (Loss) on Disposal	Realized Gain (Loss) on Disposal	Total Gain (Loss) on Disposal	Bond Interest/ Stock Dividends Received During Year	Stated Con-tractual Maturity Date	NAIC Design-ation, NAIC Design-ation Modifier and SVO Admini-strative Symbol
..3132WH-GW-9	FH 043812 - RMBS	03/01/2026	Paydown		.84	.84	.89	.91	.0	(.8)	.0	(.8)	.0	.84	.0	.0	.0	.1	09/01/2046	1.A
..31334Y-P5-0	FH 0A2244 - RMBS	03/01/2026	Paydown		4,955	4,955	5,259	5,295	.0	(340)	.0	(340)	.0	4,955	.0	.0	.0	.28	07/01/2046	1.A
..3133AG-BN-8	FH 0B9045 - RMBS	03/01/2026	Paydown		23,244	23,244	23,908	23,840	.0	(597)	.0	(597)	.0	23,244	.0	.0	.0	.88	02/01/2051	1.A
..3133AG-BR-9	FH 0B9048 - RMBS	03/01/2026	Paydown		40,572	40,572	41,580	41,528	.0	(957)	.0	(957)	.0	40,572	.0	.0	.0	.110	02/01/2051	1.A
..3133BM-GW-9	FH 0F0213 - RMBS	03/01/2026	Paydown		19,665	19,665	19,306	19,665	.0	360	.0	360	.0	19,665	.0	.0	.0	.142	09/01/2052	1.A
..3133BQ-SW-2	FH 0F3561 - RMBS	03/01/2026	Paydown		8,638	8,638	8,792	8,791	.0	(153)	.0	(153)	.0	8,638	.0	.0	.0	.51	11/01/2052	1.A
..3133KX-3X-5	FH 0A4414 - RMBS	03/01/2026	Paydown		150,110	150,110	159,539	158,930	.0	(8,820)	.0	(8,820)	.0	150,110	.0	.0	.0	.656	01/01/2051	1.A
..3133KN-KX-0	FH 0A6610 - RMBS	03/01/2026	Paydown		241,820	241,820	247,454	246,864	.0	(5,045)	.0	(5,045)	.0	241,820	.0	.0	.0	1,105	01/01/2052	1.A
..3133KP-YM-4	FH 0A7916 - RMBS	03/01/2026	Paydown		57,450	57,450	55,951	56,046	.0	1,404	.0	1,404	.0	57,450	.0	.0	.0	.320	09/01/2052	1.A
..3136B1-PP-4	FNR 2018-14 PA - CMO/RMBS	03/01/2026	Paydown		31,731	31,731	32,177	32,167	.0	(436)	.0	(436)	.0	31,731	.0	.0	.0	.168	04/25/2047	1.A
..3137BP-DW-6	FHR 4583 UP - CMO/RMBS	03/01/2026	Paydown		12,853	12,853	13,454	13,504	.0	(652)	.0	(652)	.0	12,853	.0	.0	.0	.61	07/15/2045	1.A
..3137BS-ZE-6	FHR 4631 GP - CMO/RMBS	03/01/2026	Paydown		12,963	12,963	13,883	13,906	.0	(943)	.0	(943)	.0	12,963	.0	.0	.0	.73	03/15/2046	1.A
..3140HD-7A-6	FN BK0888 - RMBS	03/01/2026	Paydown		14,029	14,029	15,151	16,276	.0	(2,248)	.0	(2,248)	.0	14,029	.0	.0	.0	.80	07/01/2048	1.A
..3140J8-LX-9	FN BMA197 - RMBS	03/01/2026	Paydown		1,724	1,724	1,828	1,828	.0	(116)	.0	(116)	.0	1,724	.0	.0	.0	.9	03/01/2047	1.A
..3140KQ-PH-8	FN BQ4923 - RMBS	03/01/2026	Paydown		13,594	13,594	14,212	14,160	.0	(566)	.0	(566)	.0	13,594	.0	.0	.0	.45	10/01/2050	1.A
..3140KV-EU-0	FN BQ3146 - RMBS	03/01/2026	Paydown		41,640	41,640	43,169	43,010	.0	(1,370)	.0	(1,370)	.0	41,640	.0	.0	.0	.138	12/01/2050	1.A
..3140KV-F5-4	FN BQ3187 - RMBS	03/01/2026	Paydown		117,076	117,076	121,430	121,196	.0	(4,120)	.0	(4,120)	.0	117,076	.0	.0	.0	.338	01/01/2051	1.A
..3140KV-GN-4	FN BQ3204 - RMBS	03/01/2026	Paydown		16,188	16,188	16,790	16,737	.0	(549)	.0	(549)	.0	16,188	.0	.0	.0	.53	01/01/2051	1.A
..3140KX-SP-2	FN BR0525 - RMBS	03/01/2026	Paydown		10,674	10,674	11,114	11,070	.0	(396)	.0	(396)	.0	10,674	.0	.0	.0	.35	12/01/2050	1.A
..3140LO-C8-8	FN BR1894 - RMBS	03/01/2026	Paydown		24,793	24,793	25,736	25,638	.0	(845)	.0	(845)	.0	24,793	.0	.0	.0	.82	01/01/2051	1.A
..3140LO-D4-6	FN BR1922 - RMBS	03/01/2026	Paydown		25,088	25,088	26,068	26,013	.0	(925)	.0	(925)	.0	25,088	.0	.0	.0	.59	01/01/2051	1.A
..3140LO-DR-5	FN BR1911 - RMBS	03/01/2026	Paydown		82,068	82,068	85,107	84,839	.0	(2,772)	.0	(2,772)	.0	82,068	.0	.0	.0	.176	01/01/2051	1.A
..3140MR-2N-6	FN BW0780 - RMBS	03/01/2026	Paydown		31,966	31,966	32,361	32,343	.0	(377)	.0	(377)	.0	31,966	.0	.0	.0	.293	08/01/2052	1.A
..3140MS-KY-0	FN BW1210 - RMBS	03/01/2026	Paydown		12,688	12,688	12,129	12,129	.0	559	.0	559	.0	12,688	.0	.0	.0	.42	10/01/2052	1.A
..3140NS-AQ-2	FN BW9914 - RMBS	03/01/2026	Paydown		18,724	18,724	19,016	19,001	.0	(277)	.0	(277)	.0	18,724	.0	.0	.0	.134	10/01/2052	1.A
..3140QE-AP-7	FN CA6313 - RMBS	03/01/2026	Paydown		100,285	100,285	107,086	107,916	.0	(7,631)	.0	(7,631)	.0	100,285	.0	.0	.0	.423	07/01/2050	1.A
..3140QE-DX-7	FN CA6417 - RMBS	03/01/2026	Paydown		8,152	8,152	8,715	8,764	.0	(612)	.0	(612)	.0	8,152	.0	.0	.0	.33	07/01/2050	1.A
..3140QE-KY-7	FN CA6610 - RMBS	03/01/2026	Paydown		5,966	5,966	6,378	6,440	.0	(474)	.0	(474)	.0	5,966	.0	.0	.0	.26	08/01/2050	1.A
..3140QE-YJ-5	FN CA7012 - RMBS	03/01/2026	Paydown		162,942	162,942	167,118	166,856	.0	(3,914)	.0	(3,914)	.0	162,942	.0	.0	.0	.466	09/01/2050	1.A
..3140F-4E-6	FN CA8020 - RMBS	03/01/2026	Paydown		55,224	55,224	58,623	58,289	.0	(3,066)	.0	(3,066)	.0	55,224	.0	.0	.0	.223	12/01/2050	1.A
..3140G-3C-9	FN CA8894 - RMBS	03/01/2026	Paydown		77,838	77,838	83,116	82,582	.0	(4,744)	.0	(4,744)	.0	77,838	.0	.0	.0	.285	02/01/2051	1.A
..3140G-U4-7	FN CA8702 - RMBS	03/01/2026	Paydown		399,545	399,545	426,827	417,431	.0	(17,885)	.0	(17,885)	.0	399,545	.0	.0	.0	1,704	01/01/2036	1.A
..3140M-5T-7	FN CB2657 - RMBS	03/01/2026	Paydown		32,699	32,699	33,363	33,259	.0	(561)	.0	(561)	.0	32,699	.0	.0	.0	.151	01/01/2052	1.A
..3140M-VP-6	FN CB2421 - RMBS	03/01/2026	Paydown		200,404	200,404	211,379	209,903	.0	(9,499)	.0	(9,499)	.0	200,404	.0	.0	.0	.947	12/01/2051	1.A
..3140P-BG-1	FN CB3638 - RMBS	03/01/2026	Paydown		86,111	86,111	87,510	87,460	.0	(1,349)	.0	(1,349)	.0	86,111	.0	.0	.0	.716	05/01/2052	1.A
..3140P-ZB-6	FN CB4337 - RMBS	03/01/2026	Paydown		60,220	60,220	61,331	61,215	.0	(995)	.0	(995)	.0	60,220	.0	.0	.0	.458	08/01/2052	1.A
..3140P-ZE-0	FN CB4340 - RMBS	03/01/2026	Paydown		84,507	84,507	84,851	84,772	.0	(265)	.0	(265)	.0	84,507	.0	.0	.0	.506	08/01/2052	1.A
..3140Q-GA-7	FN CB4692 - RMBS	03/01/2026	Paydown		172,142	172,142	176,176	175,462	.0	(3,320)	.0	(3,320)	.0	172,142	.0	.0	.0	1,558	09/01/2052	1.A
..3140Q-LM-5	FN CB5087 - RMBS	03/01/2026	Paydown		9,268	9,268	9,458	9,419	.0	(151)	.0	(151)	.0	9,268	.0	.0	.0	.82	11/01/2052	1.A
..3140S-AD-3	FN CB6303 - RMBS	03/01/2026	Paydown		43,688	43,688	42,849	42,849	.0	840	.0	840	.0	43,688	.0	.0	.0	.250	05/01/2053	1.A
..3140W-N8-6	FN FA4014 - RMBS	03/01/2026	Paydown		7,926	7,926	7,784	7,784	.0	142	.0	142	.0	7,926	.0	.0	.0	.44	10/01/2053	1.A
..3140W-TU-1	FN FA4162 - RMBS	03/01/2026	Paydown		33,708	33,708	33,791	33,708	.0	(83)	.0	(83)	.0	33,708	.0	.0	.0	.140	01/01/2056	1.A
..3140W-Y4-3	FN FA4330 - RMBS	03/01/2026	Paydown		18,015	18,015	17,379	17,379	.0	636	.0	636	.0	18,015	.0	.0	.0	.60	05/01/2052	1.A
..3140W-Y5-0	FN FA4331 - RMBS	03/01/2026	Paydown		7,682	7,682	7,343	7,343	.0	338	.0	338	.0	7,682	.0	.0	.0	.26	08/01/2053	1.A
..3140W-YP-6	FN FA4317 - RMBS	03/01/2026	Paydown		126,199	126,199	122,577	122,577	.0	3,622	.0	3,622	.0	126,199	.0	.0	.0	.421	08/01/2050	1.A
..3140X-DF-0	FN FM1001 - RMBS	03/01/2026	Paydown		1,271	1,271	1,355	1,384	.0	(114)	.0	(114)	.0	1,271	.0	.0	.0	.8	11/01/2048	1.A
..3140X-SF-9	FN FM3217 - RMBS	03/01/2026	Paydown		33,037	33,037	31,158	31,397	.0	1,640	.0	1,640	.0	33,037	.0	.0	.0	.184	05/01/2050	1.A
..3140X-LC-3	FN FM3278 - RMBS	03/01/2026	Paydown		1,148	1,148	1,224	1,250	.0	(103)	.0	(103)	.0	1,148	.0	.0	.0	.6	11/01/2048	1.A
..3140X-3F-2	FN FM5297 - RMBS	03/01/2026	Paydown		4,132	4,132	4,417	4,469	.0	(338)	.0	(338)	.0	4,132	.0	.0	.0	.19	11/01/2050	1.A
..3140X-G6-8	FN FM720 - RMBS	03/01/2026	Paydown		70,983	70,983	75,841	76,338	.0	(5,355)	.0	(5,355)	.0	70,983	.0	.0	.0	.344	10/01/2050	1.A
..3140X-UU-9	FN FM5094 - RMBS	03/01/2026	Paydown		214,124	214,124	228,761	234,535	.0	(20,411)	.0	(20,411)	.0	214,124	.0	.0	.0	1,300	06/01/2049	1.A
..3140X-WR-4	FN FM5155 - RMBS	03/01/2026	Paydown		22,908	22,908	23,807	23,690	.0	(782)	.0	(782)	.0	22,908	.0	.0	.0	.69	12/01/2050	1.A
..3140X-Y6-8	FN FM5232 - RMBS	03/01/2026	Paydown		1,654	1,654	1,768	1,779	.0	(125)	.0	(125)	.0	1,654	.0	.0	.0	.8	06/01/2050	1.A
..3140X-Y7-6	FN FM5233 - RMBS	03/01/2026	Paydown		6,608	6,608	7,042	7,023	.0	(415)	.0	(415)	.0	6,608	.0	.0	.0	.33	11/01/2050	1.A

E05.1

STATEMENT AS OF MARCH 31, 2026 OF THE Arcadian Health Plan, Inc.

SCHEDULE D - PART 4

Show All Long-Term Bonds and Stocks Sold, Redeemed or Otherwise Disposed of During the Current Quarter

1	2	3	4	5	6	7	8	9	Change In Book/Adjusted Carrying Value				15	16	17	18	19	20	21	
									10	11	12	13								14
CUSIP Identification	Description	Disposal Date	Name of Purchaser	Number of Shares of Stock	Consideration	Par Value	Actual Cost	Prior Year Book/ Adjusted Carrying Value	Unrealized Valuation Increase/ (Decrease)	Current Year's (Amortization)/ Accretion	Current Year's Other Than Temporary Impairment Recognized	Total Change in Book/ Adjusted Carrying Value (10 + 11 - 12)	Total Foreign Exchange Change in Book /Adjusted Carrying Value	Book/ Adjusted Carrying Value at Disposal Date	Foreign Exchange Gain (Loss) on Disposal	Realized Gain (Loss) on Disposal	Total Gain (Loss) on Disposal	Bond Interest/ Stock Dividends Received During Year	Stated Contractual Maturity Date	NAIC Designation, NAIC Designation Modifier and SVO Administrative Symbol
..3140X8-YK-7	FN FM5213 - RMBS	03/01/2026	Paydown		31,524	31,524	32,812	32,698	0	(1,174)	0	(1,174)	0	31,524	0	0	0	120	12/01/2050	1.A
..3140X9-JB-2	FN FM5657 - RMBS	03/01/2026	Paydown		423	423	451	454	0	(31)	0	(31)	0	423	0	0	0	2	12/01/2050	1.A
..3140X9-JK-2	FN FM5665 - RMBS	03/01/2026	Paydown		1,665	1,665	1,775	1,806	0	(141)	0	(141)	0	1,665	0	0	0	9	08/01/2048	1.A
..3140X9-TY-1	FN FM5966 - RMBS	03/01/2026	Paydown		30,658	30,658	31,376	31,300	0	(642)	0	(642)	0	30,658	0	0	0	104	02/01/2051	1.A
..3140XC-4Z-8	FN FM8939 - RMBS	03/01/2026	Paydown		151,771	151,771	153,206	153,017	0	(1,246)	0	(1,246)	0	151,771	0	0	0	503	10/01/2051	1.A
..3140XC-CH-0	FN FS0971 - RMBS	03/01/2026	Paydown		81,187	81,187	81,644	81,572	0	(385)	0	(385)	0	81,187	0	0	0	469	01/01/2052	1.A
..3140XG-TV-1	FN FS1463 - RMBS	03/01/2026	Paydown		116,763	116,763	113,588	113,588	0	2,947	0	2,947	0	116,763	0	0	0	739	05/01/2051	1.A
..3140XG-UM-7	FN FS1551 - RMBS	03/01/2026	Paydown		54,404	54,404	54,812	54,743	0	(339)	0	(339)	0	54,404	0	0	0	325	03/01/2050	1.A
..3140XG-WS-4	FN FS1556 - RMBS	03/01/2026	Paydown		66,513	66,513	62,771	62,987	0	3,526	0	3,526	0	66,513	0	0	0	343	05/01/2052	1.A
..3140XH-3U-9	FN FS2610 - RMBS	03/01/2026	Paydown		55,306	55,306	56,162	56,088	0	(781)	0	(781)	0	55,306	0	0	0	397	08/01/2052	1.A
..3140XH-6Y-8	FN FS2686 - RMBS	03/01/2026	Paydown		75,464	75,464	76,007	76,019	0	(555)	0	(555)	0	75,464	0	0	0	500	08/01/2052	1.A
..3140XJ-LC-5	FN FS3022 - RMBS	03/01/2026	Paydown		16,457	16,457	15,994	16,030	0	427	0	427	0	16,457	0	0	0	90	10/01/2052	1.A
..3140XJ-YR-8	FN FS3419 - RMBS	03/01/2026	Paydown		188,692	188,692	193,439	192,942	0	(4,250)	0	(4,250)	0	188,692	0	0	0	1,720	12/01/2052	1.A
..3140XK-FD-7	FN FS3763 - RMBS	03/01/2026	Paydown		232,924	232,924	240,713	240,019	0	(7,095)	0	(7,095)	0	232,924	0	0	0	1,812	01/01/2053	1.A
..3140XP-TJ-8	FN FS7752 - RMBS	03/01/2026	Paydown		19,799	19,799	18,926	18,926	0	872	0	872	0	19,799	0	0	0	66	05/01/2053	1.A
..31410L-XE-7	FN 890877 - RMBS	03/01/2026	Paydown		3,775	3,775	4,025	4,107	0	(332)	0	(332)	0	3,775	0	0	0	25	07/01/2048	1.A
..31418C-MG-6	FN MA3058 - RMBS	03/01/2026	Paydown		68,024	68,024	73,526	75,563	0	(7,539)	0	(7,539)	0	68,024	0	0	0	448	07/01/2047	1.A
..31418C-U7-7	FN MA3305 - RMBS	03/01/2026	Paydown		2,598	2,598	2,771	2,842	0	(244)	0	(244)	0	2,598	0	0	0	14	03/01/2048	1.A
..31418C-V2-7	FN MA3332 - RMBS	03/01/2026	Paydown		4,245	4,245	4,527	4,654	0	(408)	0	(408)	0	4,245	0	0	0	24	04/01/2048	1.A
..31418D-HL-9	FN MA3834 - RMBS	03/01/2026	Paydown		20,223	20,223	21,129	21,578	0	(1,355)	0	(1,355)	0	20,223	0	0	0	97	11/01/2049	1.A
..31418E-F2-1	FN MA4684 - RMBS	03/01/2026	Paydown		20,422	20,422	20,068	20,068	0	354	0	354	0	20,422	0	0	0	127	06/01/2052	1.A
..31418E-LW-8	FN MA4840 - RMBS	03/01/2026	Paydown		12,022	12,022	11,802	11,802	0	220	0	220	0	12,022	0	0	0	64	12/01/2052	1.A
..31418F-EC-7	FN MA5530 - RMBS	03/01/2026	Paydown		51,490	51,490	51,490	51,490	0	0	0	0	0	51,490	0	0	0	339	11/01/2054	1.A
..31418F-GX-9	FN MA5613 - RMBS	03/01/2026	Paydown		29,293	29,293	29,288	29,288	0	5	0	5	0	29,293	0	0	0	185	02/01/2055	1.A
..31418F-HX-8	FN MA5645 - RMBS	03/01/2026	Paydown		24,973	24,973	25,189	25,189	0	(216)	0	(216)	0	24,973	0	0	0	104	03/01/2055	1.A
..31427Q-DZ-2	FH SL2819 - RMBS	03/01/2026	Paydown		7,039	7,039	7,037	7,037	0	2	0	2	0	7,039	0	0	0	42	08/01/2055	1.A
..3142J6-CW-1	FH R00084 - RMBS	03/01/2026	Paydown		12,073	12,073	12,056	12,056	0	17	0	17	0	12,073	0	0	0	76	01/01/2056	1.A
..35563P-GG-8	SCRT 2018-3 MA - CMO/RMBS	03/01/2026	Paydown		39,565	39,565	39,350	39,415	0	149	0	149	0	39,565	0	0	0	241	08/27/2057	1.A
..35563P-JF-7	SCRT 2019-1 MA - CMO/RMBS	03/01/2026	Paydown		40,585	40,585	40,818	40,790	0	(205)	0	(205)	0	40,585	0	0	0	238	07/25/2058	1.A
..35563P-KG-3	SCRT 2019-2 MA - CMO/RMBS	03/01/2026	Paydown		14,565	14,565	14,788	14,662	0	(97)	0	(97)	0	14,565	0	0	0	89	08/26/2058	1.A
..35563P-LH-0	SCRT 2019-3 MA - CMO/RMBS	03/01/2026	Paydown		26,707	26,707	27,916	27,314	0	(607)	0	(607)	0	26,707	0	0	0	145	10/25/2058	1.A
..35563P-ML-0	SCRT 2019-4 MA - CMO/RMBS	03/01/2026	Paydown		41,733	41,733	42,648	42,214	0	(481)	0	(481)	0	41,733	0	0	0	219	02/25/2059	1.A
1039999999	Subtotal - asset-backed securities - financial asset-backed securities - self-liquidating - agency residential mortgage-backed securities - not/partially guaranteed (not exempt from RBC)				5,726,461	5,726,461	5,885,198	5,043,974	0	(151,618)	0	(151,618)	0	5,726,461	0	0	0	31,067	XXX	XXX
..12543P-AK-9	CIVL 2006-21 A10 - CMO/RMBS	03/01/2026	Paydown		19	6	5	2	0	16	0	16	0	19	0	0	0	0	02/25/2037	4.B FE
..17329M-CL-1	CMLT1 21J2 A7A - CMO/RMBS	03/01/2026	Paydown		6,642	6,642	6,780	6,754	0	(112)	0	(112)	0	6,642	0	0	0	34	07/25/2051	1.A FE
..33852F-AE-6	FSMT 2021-4 A5 - CMO/RMBS	03/01/2026	Paydown		52,497	52,497	53,826	53,467	0	(969)	0	(969)	0	52,497	0	0	0	241	06/26/2051	1.A FE
..33852H-AB-8	FSMT 2021- 81NV A3 - CMO/RMBS	03/01/2026	Paydown		6,437	6,437	6,545	6,541	0	(104)	0	(104)	0	6,437	0	0	0	28	09/25/2051	1.A FE
..33852J-AE-8	FSMT 217 A5 - CMO/RMBS	03/01/2026	Paydown		50,932	50,932	51,983	51,725	0	(793)	0	(793)	0	50,932	0	0	0	208	08/25/2051	1.A FE
..36262L-AJ-9	GSMS 2021-PJ6 A8 - CMO/RMBS	03/01/2026	Paydown		29,140	29,140	29,846	29,659	0	(519)	0	(519)	0	29,140	0	0	0	107	11/27/2051	1.A FE
..36262W-AJ-5	GSMS 21PJ8 A8 - CMO/RMBS	03/01/2026	Paydown		15,862	15,862	16,232	16,152	0	(290)	0	(290)	0	15,862	0	0	0	62	01/25/2052	1.A FE
..36263C-AH-2	GSMS 2021-PJ9 A8 - CMO/RMBS	03/01/2026	Paydown		30,024	30,024	30,680	30,491	0	(468)	0	(468)	0	30,024	0	0	0	123	02/26/2052	1.A FE
..36264D-AB-2	GSMS 2021-PJ2 A2 - CMO/RMBS	03/01/2026	Paydown		34,521	34,521	35,950	35,854	0	(1,334)	0	(1,334)	0	34,521	0	0	0	134	07/25/2051	1.A FE
..36264R-BH-7	GSMS 22PJ4 A24 - CMO/RMBS	03/01/2026	Paydown		17,449	17,449	16,495	16,625	0	824	0	824	0	17,449	0	0	0	80	09/25/2052	1.A FE
..36267E-BT-7	GSMS 2022-PJ2 A24 - CMO/RMBS	03/01/2026	Paydown		75,339	75,339	74,610	74,693	0	646	0	646	0	75,339	0	0	0	377	06/25/2052	1.A FE
..46592N-AC-0	JPMIT 217 A3 - CMO/RMBS	03/01/2026	Paydown		21,128	21,128	21,482	21,424	0	(295)	0	(295)	0	21,128	0	0	0	94	11/27/2051	1.A FE
..46651G-AE-9	JPMIT 2019-7 A5 - CMO/RMBS	03/01/2026	Paydown		15,156	15,156	15,166	15,143	0	13	0	13	0	15,156	0	0	0	90	02/25/2050	1.A FE
..46652F-AC-4	JPMIT 2020-4 A3 - CMO/RMBS	03/01/2026	Paydown		17,713	17,713	17,713	17,713	0	0	0	0	0	17,713	0	0	0	72	01/25/2050	1.A FE
..46652T-AC-4	JPMIT 2020-8 A3 - CMO/RMBS	03/01/2026	Paydown		9,099	9,099	9,403	9,548	0	(449)	0	(449)	0	9,099	0	0	0	37	03/27/2051	1.A FE
..46652V-AC-9	JPMIT 2021-4 A3 - CMO/RMBS	03/01/2026	Paydown		14,488	14,488	14,712	14,675	0	(187)	0	(187)	0	14,488	0	0	0	61	08/25/2051	1.A FE
..46652V-AE-5	JPMIT 2021-4 A3B - CMO/RMBS	03/01/2026	Paydown		14,426	14,426	14,334	14,345	0	82	0	82	0	14,426	0	0	0	49	08/25/2051	1.A FE
..46652V-BD-6	JPMIT 2021-4 A11 - CMO/RMBS	03/25/2026	Paydown		9,505	9,505	9,505	9,370	0	(464)	0	(464)	0	9,505	0	0	0	71	08/25/2051	1.A FE
..46653J-AC-5	JPMIT 2020-5 A3 - CMO/RMBS	03/01/2026	Paydown		13,385	13,385	13,402	13,402	0	(17)	0	(17)	0	13,385	0	0	0	55	12/26/2050	1.A FE
..46653P-AC-1	JPMIT 216 A3 - RMBS	03/01/2026	Paydown		39,479	39,479	40,152	40,036	0	(557)	0	(557)	0	39,479	0	0	0	162	10/25/2051	1.A FE

E05.2

STATEMENT AS OF MARCH 31, 2026 OF THE Arcadian Health Plan, Inc.

SCHEDULE D - PART 4

Show All Long-Term Bonds and Stocks Sold, Redeemed or Otherwise Disposed of During the Current Quarter

1	2	3	4	5	6	7	8	9	Change In Book/Adjusted Carrying Value				15	16	17	18	19	20	21	
									10	11	12	13								14
CUSIP Identification	Description	Disposal Date	Name of Purchaser	Number of Shares of Stock	Consideration	Par Value	Actual Cost	Prior Year Book/ Adjusted Carrying Value	Unrealized Valuation Increase/ (Decrease)	Current Year's (Amortization)/ Accretion	Current Year's Other Than Temporary Impairment Recognized	Total Change in Book/ Adjusted Carrying Value (10 + 11 - 12)	Total Foreign Exchange Change in Book /Adjusted Carrying Value	Book/ Adjusted Carrying Value at Disposal Date	Foreign Exchange Gain (Loss) on Disposal	Realized Gain (Loss) on Disposal	Total Gain (Loss) on Disposal	Bond Interest/ Stock Dividends Received During Year	Stated Contractual Maturity Date	NAIC Designation, NAIC Designation Modifier and SVO Administrative Symbol
..46654A-AF-6	JPMIT 2110 A4 - CMO/RMBS	03/01/2026	Paydown		20,788	20,788	21,295	21,167	0	(379)	0	(379)	0	20,788	0	0	0	101	12/26/2051	1.A FE
..46654H-AH-4	JPMIT 221 A4 - CMO/RMBS	03/01/2026	Paydown		43,803	43,803	43,406	43,527	0	276	0	276	0	43,803	0	0	0	181	07/25/2052	1.A FE
..46655D-AE-2	JPMIT 222 A4A - CMO/RMBS	03/01/2026	Paydown		66,917	66,917	65,224	64,789	0	2,128	0	2,128	0	66,917	0	0	0	333	08/26/2052	1.A FE
..58549R-AJ-5	MELLO 21MTG3 A9 - CMO/RMBS	03/01/2026	Paydown		11,394	11,394	11,640	11,560	0	(166)	0	(166)	0	11,394	0	0	0	32	07/25/2051	1.A FE
..61772C-AH-4	MSRM 2021-3 A4 - CMO/RMBS	03/01/2026	Paydown		47,032	47,032	48,002	47,820	0	(788)	0	(788)	0	47,032	0	0	0	195	06/26/2051	1.A FE
..61772M-AH-2	MSRM 2021-4 A4 - CMO/RMBS	03/01/2026	Paydown		21,735	21,735	22,313	22,184	0	(448)	0	(448)	0	21,735	0	0	0	90	07/25/2051	1.A FE
..61772N-AQ-0	MSRM 2021-5 A4 - CMO/RMBS	03/01/2026	Paydown		26,978	26,978	27,604	27,483	0	(504)	0	(504)	0	26,978	0	0	0	107	08/25/2051	1.A FE
..74936R-AE-4	ROKT 212 A5 - CMO/RMBS	03/01/2026	Paydown		40,313	40,313	41,157	40,977	0	(664)	0	(664)	0	40,313	0	0	0	126	06/26/2051	1.A FE
..749425-AB-0	ROKT 241NV2 A2 - RMBS	03/01/2026	Paydown		213,351	213,351	213,951	213,767	0	(416)	0	(416)	0	213,351	0	0	0	1,967	09/25/2054	1.A FE
..81747K-AA-1	SEMT 2021-1 A1 - CMO/RMBS	03/01/2026	Paydown		21,138	21,138	22,033	21,991	0	(853)	0	(853)	0	21,138	0	0	0	98	03/27/2051	1.A FE
1059999999. Subtotal - asset-backed securities - financial asset-backed securities - self-liquidating - non-agency residential mortgage-backed securities (unaffiliated)					986,692	986,679	995,442	993,483	0	(6,791)	0	(6,791)	0	986,692	0	0	0	5,316	XXX	XXX
..05609T-AA-8	BX 22VAMF A - CMBS	02/15/2026	Paydown		411,036	411,036	405,770	408,403	0	2,633	0	2,633	0	411,036	0	0	0	3,232	01/15/2039	1.A FE
..05610H-AA-1	BX 22LP2 A - CMBS	03/15/2026	Paydown		360,841	360,841	359,299	360,782	0	59	0	59	0	360,841	0	0	0	3,812	02/15/2039	1.A FE
..06540R-AC-8	BANK 2017-BNK9 ASB - CMBS	03/01/2026	Paydown		44,421	44,421	45,729	44,760	0	(339)	0	(339)	0	44,421	0	0	0	265	11/18/2054	1.A FE
..07335C-AD-6	BBCMS 2019-C4 ASB - CMBS	03/01/2026	Paydown		21,350	21,350	21,893	21,495	0	(145)	0	(145)	0	21,350	0	0	0	104	08/16/2052	1.A FE
..29439D-AA-9	EOT 2024-EXTR A - CMBS	03/01/2026	Paydown		50,679	50,679	51,673	51,419	0	(994)	0	(994)	0	50,679	0	0	0	472	07/08/2041	1.A FE
..30298L-AE-1	FRESB 2019-SB65 A1H - CMBS	03/01/2026	Paydown		2,014	2,014	2,023	2,160	0	(146)	0	(146)	0	2,014	0	0	0	8	05/25/2039	1.D FE
..46590M-AQ-3	JPMOC 2016-JP2 A3 - CMBS	02/18/2026	Paydown		2,599,188	2,599,188	2,734,935	2,603,404	0	(4,216)	0	(4,216)	0	2,599,188	0	0	0	9,520	08/17/2049	1.A FE
..46648K-AT-3	JPMDB 2017-C7 A4 - CMBS	03/01/2026	Paydown		64,961	64,961	70,419	66,257	0	(1,296)	0	(1,296)	0	64,961	0	0	0	238	10/17/2050	1.A FE
..68249D-AA-7	ONYP 2020-INYP A - CMBS	01/15/2026	Paydown		26,924	26,924	26,924	26,924	0	0	0	0	0	26,924	0	0	0	112	01/15/2036	1.E FE
..90276C-AD-3	UBSCM 2017-C2 A3 - CMBS	03/01/2026	Paydown		226,115	226,115	243,338	231,700	0	(5,585)	0	(5,585)	0	226,115	0	0	0	1,248	08/17/2050	1.A FE
..95000C-BB-8	WFCM 2016-NX55 A6 - CMBS	01/16/2026	Paydown		601,628	601,628	634,131	605,389	0	(3,760)	0	(3,760)	0	601,628	0	0	0	1,822	01/17/2059	1.A FE
1079999999. Subtotal - asset-backed securities - financial asset-backed securities - self-liquidating - non-agency commercial mortgage-backed securities (unaffiliated)					4,409,157	4,409,157	4,596,135	4,371,273	0	(13,789)	0	(13,789)	0	4,409,157	0	0	0	20,834	XXX	XXX
..15032A-AN-7	CEDF V A1R - CDO	01/20/2026	Paydown		185,624	185,624	185,624	185,624	0	0	0	0	0	185,624	0	0	0	2,568	07/17/2031	1.A FE
..33829W-AC-3	MORGN 2019-5 AR - CDO	02/13/2026	Call @ 100.00		750,000	750,000	750,000	750,000	0	0	0	0	0	750,000	0	0	0	13,680	04/16/2035	1.A FE
..67590B-AQ-3	OCT16 XVI A1R - CDO	01/21/2026	Paydown		126,712	126,712	126,364	128,963	0	(2,251)	0	(2,251)	0	126,712	0	0	0	1,726	07/17/2030	1.A FE
..77341D-AA-5	ROKT 2017-3 A - CDO	01/20/2026	Paydown		200,260	200,260	197,976	200,846	0	(586)	0	(586)	0	200,260	0	0	0	2,731	10/21/2030	1.A FE
..87272H-AA-8	SYMP 111 A - CDO	01/16/2026	Paydown		6,158	6,158	6,158	6,158	0	0	0	0	0	6,158	0	0	0	84	01/16/2031	1.A FE
1099999999. Subtotal - asset-backed securities - financial asset-backed securities - self-liquidating - non-agency - CLOs/CBOs/CDOs (unaffiliated)					1,268,754	1,268,754	1,266,122	1,271,591	0	(2,837)	0	(2,837)	0	1,268,754	0	0	0	20,789	XXX	XXX
..12663J-AC-5	CNH 2022-B A3 - ABS	03/15/2026	Paydown		108,814	108,814	108,798	108,812	0	2	0	2	0	108,814	0	0	0	728	11/15/2027	1.A FE
..14317H-AD-3	CARMX 2022-2 A4 - ABS	03/15/2026	Paydown		282,693	282,693	282,649	282,688	0	5	0	5	0	282,693	0	0	0	1,687	09/15/2027	1.A FE
..19425A-AA-2	CASL 2021-B A1 - ABS	03/25/2026	Paydown		4,610	4,610	4,610	4,610	0	0	0	0	0	4,610	0	0	0	35	06/25/2052	1.A FE
..19425A-AB-0	CASL 2021-B A2 - ABS	03/25/2026	Paydown		2,911	2,911	2,911	2,911	0	0	0	0	0	2,911	0	0	0	8	06/25/2052	1.A FE
..28166L-AA-2	EDVES 2021-A - ABS	03/25/2026	Paydown		10,423	10,423	10,412	10,416	0	8	0	8	0	10,423	0	0	0	31	11/27/2045	1.A FE
..362585-AD-3	GMCAR 2022-2 A4 - ABS	03/16/2026	Paydown		224,358	224,358	224,328	224,355	0	3	0	3	0	224,358	0	0	0	1,193	04/17/2028	1.A FE
..551923-AA-3	MTBRV 261 A1 - ABS	03/15/2026	Paydown		61,182	61,182	61,179	61,179	0	3	0	3	0	61,182	0	0	0	200	01/16/2046	1.A FE
..61946K-AA-2	MSAIC 223 A - ABS	03/20/2026	Paydown		11,051	11,051	11,183	11,177	0	(126)	0	(126)	0	11,051	0	0	0	112	06/20/2053	1.G FE
..61946Q-AA-9	MSAIC 2022-1 A - ABS	03/20/2026	Paydown		63,205	63,205	60,868	61,046	0	2,159	0	2,159	0	63,205	0	0	0	267	01/20/2053	1.D FE
..61946U-AA-0	MSAIC 2022-2 A - ABS	03/20/2026	Paydown		4,279	4,279	4,236	4,240	0	40	0	40	0	4,279	0	0	0	33	01/21/2053	1.D FE
..63942A-AA-4	NAVSL 2020-I A1A - ABS	03/15/2026	Paydown		51,808	51,808	51,799	51,802	0	7	0	7	0	51,808	0	0	0	115	04/15/2069	1.A FE
..63942B-AA-2	NAVSL 2021-A - ABS	03/15/2026	Paydown		8,426	8,426	8,424	8,425	0	1	0	1	0	8,426	0	0	0	12	05/15/2069	1.A FE
..63942E-AA-6	NAVSL 2021-E A - ABS	03/15/2026	Paydown		82,088	82,088	82,070	82,077	0	12	0	12	0	82,088	0	0	0	132	12/16/2069	1.A FE
..63942L-AA-0	NAVSL 21B A - ABS	03/15/2026	Paydown		37,696	37,696	37,695	37,695	0	1	0	1	0	37,696	0	0	0	59	07/15/2069	1.A FE
..63942M-AA-8	NAVSL 2022-A A - ABS	03/15/2026	Paydown		141,067	141,067	141,064	141,066	0	0	0	0	0	141,067	0	0	0	521	07/15/2070	1.A FE
..64034Q-AB-6	NSLT 2021-B AFL - ABS	03/20/2026	Paydown		95,413	95,413	95,413	95,413	0	0	0	0	0	95,413	0	0	0	702	04/20/2062	1.A FE
..64034Q-AB-4	NSLT 2021-B AFX - ABS	03/20/2026	Paydown		85,999	85,999	85,983	85,988	0	11	0	11	0	85,999	0	0	0	199	04/20/2062	1.A FE
..64035D-AA-4	NSLT 21A A1 - ABS	03/20/2026	Paydown		54,176	54,176	54,123	54,943	0	(767)	0	(767)	0	54,176	0	0	0	410	04/20/2062	1.A FE
..64035D-AD-8	NSLT 21A AP2 - ABS	03/20/2026	Paydown		68,673	68,673	68,592	68,621	0	52	0	52	0	68,673	0	0	0	156	04/20/2062	1.A FE
..68267H-AA-5	OMFIT 2022-S1 A - ABS	03/14/2026	Paydown		261,272	261,272	261,228	261,266	0	6	0	6	0	261,272	0	0	0	1,771	05/14/2035	1.A FE
..78448Y-AB-7	SMB 2021-A 2A1 - ABS	03/16/2026	Paydown		43,321	43,321	42,585	43,057	0	264	0	264	0	43,321	0	0	0	339	01/15/2053	1.A FE

E05.3

STATEMENT AS OF MARCH 31, 2026 OF THE Arcadian Health Plan, Inc.

SCHEDULE D - PART 4

Show All Long-Term Bonds and Stocks Sold, Redeemed or Otherwise Disposed of During the Current Quarter

1	2	3	4	5	6	7	8	9	Change In Book/Adjusted Carrying Value					15	16	17	18	19	20	21	
									10	11	12	13	14								
CUSIP Identification	Description	Disposal Date	Name of Purchaser	Number of Shares of Stock	Consideration	Par Value	Actual Cost	Prior Year Book/ Adjusted Carrying Value	Unrealized Valuation Increase/ (Decrease)	Current Year's (Amortization)/ Accretion	Current Year's Other Than Temporary Impairment Recognized	Total Change in Book/ Adjusted Carrying Value (10 + 11 - 12)	Total Foreign Exchange Change in Book /Adjusted Carrying Value	Book/ Adjusted Carrying Value at Disposal Date	Foreign Exchange Gain (Loss) on Disposal	Realized Gain (Loss) on Disposal	Total Gain (Loss) on Disposal	Bond Interest/ Stock Dividends Received During Year	Stated Contractual Maturity Date	NAIC Designation, NAIC Designation Modifier and SVO Administrative Symbol	
..78450F-AA-5	SMB 2022-A APT - ABS	03/15/2026	Paydown		171,235	171,235	170,187	170,392	0	843	0	843	0	171,235	0	0	0	813	11/16/2054	1.A FE	
..83405Y-AA-0	SOF1 2021-A AFX - ABS	03/15/2026	Paydown		8,459	8,459	8,457	8,458	0	1	0	1	0	8,459	0	0	0	13	08/17/2043	1.A FE	
..89238F-AE-3	TAOT 2022-B A4 - ABS	03/15/2026	Paydown		178,411	178,411	178,370	178,407	0	4	0	4	0	178,411	0	0	0	896	08/16/2027	1.A FE	
1119999999	Subtotal - asset-backed securities - financial asset-backed securities - self-liquidating - other financial asset-backed securities - self-liquidating (unaffiliated)				2,061,572	2,061,572	2,057,165	1,997,862	0	2,530	0	2,530	0	2,061,572	0	0	0	10,429	XXX	XXX	
..29374F-AB-9	EFF 223 A2 - ABS	03/20/2026	Paydown		133,947	133,947	132,911	133,885	0	62	0	62	0	133,947	0	0	0	769	07/20/2029	1.A FE	
..29375J-AC-8	EFF 2022-1 A3 - ABS	01/20/2026	Paydown		362,351	362,351	362,332	362,351	0	1	0	1	0	362,351	0	0	0	987	01/20/2028	1.A FE	
1519999999	Subtotal - asset-backed securities - non-financial asset-backed securities - practical expedient - lease-backed securities - practical expedient (unaffiliated)				496,298	496,298	495,243	496,236	0	62	0	62	0	496,298	0	0	0	1,756	XXX	XXX	
1889999999	Total - asset-backed securities (unaffiliated)				15,019,169	15,019,157	15,361,263	14,176,721	0	(168,175)	0	(168,175)	0	15,019,169	0	0	0	90,546	XXX	XXX	
1899999999	Total - asset-backed securities (affiliated)				0	0	0	0	0	0	0	0	0	0	0	0	0	0	0	XXX	XXX
1909999997	Total - asset-backed securities - Part 4				15,019,169	15,019,157	15,361,263	14,176,721	0	(168,175)	0	(168,175)	0	15,019,169	0	0	0	90,546	XXX	XXX	
1909999998	Total - asset-backed securities - Part 5				XXX	XXX	XXX	XXX	XXX	XXX	XXX	XXX	XXX	XXX	XXX	XXX	XXX	XXX	XXX	XXX	XXX
1909999999	Total - asset-backed securities				15,019,169	15,019,157	15,361,263	14,176,721	0	(168,175)	0	(168,175)	0	15,019,169	0	0	0	90,546	XXX	XXX	
2009999999	Total - issuer credit obligations and asset-backed securities				83,695,858	83,430,157	84,672,297	82,983,286	18,912	(188,019)	0	(169,107)	0	83,824,802	0	(128,944)	(128,944)	1,278,417	XXX	XXX	
4509999997	Total - preferred stocks - Part 4				0	XXX	0	0	0	0	0	0	0	0	0	0	0	0	0	XXX	XXX
4509999998	Total - preferred stocks - Part 5				XXX	XXX	XXX	XXX	XXX	XXX	XXX	XXX	XXX	XXX	XXX	XXX	XXX	XXX	XXX	XXX	XXX
4509999999	Total - preferred stocks				0	XXX	0	0	0	0	0	0	0	0	0	0	0	0	0	XXX	XXX
5989999997	Total - common stocks - Part 4				0	XXX	0	0	0	0	0	0	0	0	0	0	0	0	0	XXX	XXX
5989999998	Total - common stocks - Part 5				XXX	XXX	XXX	XXX	XXX	XXX	XXX	XXX	XXX	XXX	XXX	XXX	XXX	XXX	XXX	XXX	XXX
5989999999	Total - common stocks				0	XXX	0	0	0	0	0	0	0	0	0	0	0	0	0	XXX	XXX
5999999999	Total - preferred and common stocks				0	XXX	0	0	0	0	0	0	0	0	0	0	0	0	0	XXX	XXX
6009999999	Totals				83,695,858	XXX	84,672,297	82,983,286	18,912	(188,019)	0	(169,107)	0	83,824,802	0	(128,944)	(128,944)	1,278,417	XXX	XXX	

E05.4

Schedule DB - Part A - Section 1 - Options, Caps, Floors, Collars, Swaps and Forwards Open

N O N E

Schedule DB - Part B - Section 1 - Futures Contracts Open

N O N E

Schedule DB - Part B - Section 1B - Brokers with whom cash deposits have been made

N O N E

Schedule DB - Part D - Section 1 - Counterparty Exposure for Derivative Instruments Open

N O N E

Schedule DB - Part D-Section 2 - Collateral for Derivative Instruments Open - Pledged By

N O N E

Schedule DB - Part D-Section 2 - Collateral for Derivative Instruments Open - Pledged To

N O N E

Schedule DB - Part E - Derivatives Hedging Variable Annuity Guarantees

N O N E

STATEMENT AS OF MARCH 31, 2026 OF THE Arcadian Health Plan, Inc.

SCHEDULE DL - PART 1
SECURITIES LENDING COLLATERAL ASSETS

Reinvested Collateral Assets Owned Current Statement Date
(Securities lending collateral assets reported in aggregate on Line 10 of the Assets page (Line 9 for Separate Accounts) and not included on Schedules A, B, BA, D, DB and E)

1	2	3	4	5	6	7
CUSIP Identification	Description	Restricted Asset Code	NAIC Designation, NAIC Designation Modifier and SVO Administrative Symbol	Fair Value	Book/Adjusted Carrying Value	Maturity Date
0489999999	Total - issuer credit obligations (Schedule D, Part 1, Section 1 type) - (unaffiliated)			0	0	XXX
0499999999	Total - issuer credit obligations (Schedule D, Part 1, Section 1 type) - (affiliated)			0	0	XXX
0509999999	Total - issuer credit obligations (Schedule D, Part 1, Section 1 type)			0	0	XXX
1209999999	Subtotal - asset-backed securities (Schedule D, Part 1, Section 2 type) - financial asset-backed securities - self-liquidating			0	0	XXX
1409999999	Subtotal - asset-backed securities (Schedule D, Part 1, Section 2 type) - financial asset-backed securities - not self-liquidating			0	0	XXX
1609999999	Subtotal - asset-backed securities (Schedule D, Part 1, Section 2 type) - non-financial asset-backed securities - practical expedient			0	0	XXX
1809999999	Subtotal - asset-backed securities (Schedule D, Part 1, Section 2 type) - non-financial asset-backed securities - full analysis			0	0	XXX
1889999999	Total - asset-backed securities (Schedule D, Part 1, Section 2 type) - (unaffiliated)			0	0	XXX
1899999999	Total - asset-backed securities (Schedule D, Part 1, Section 2 type) - (affiliated)			0	0	XXX
1909999999	Total - asset-backed securities (Schedule D, Part 1, Section 2 type)			0	0	XXX
2009999999	Total - issuer credit obligations and asset-backed securities			0	0	XXX
4109999999	Total - preferred stocks (Schedule D, Part 2, Section 1 type) - industrial and miscellaneous (unaffiliated)			0	0	XXX
4409999999	Total - preferred stocks (Schedule D, Part 2, Section 1 type) - parent, subsidiaries and affiliates			0	0	XXX
4509999999	Total - preferred stocks (Schedule D, Part 2, Section 1 type)			0	0	XXX
5109999999	Total - common stocks (Schedule D, Part 2, Section 2 type) - industrial and miscellaneous (unaffiliated)			0	0	XXX
5409999999	Total - common stocks (Schedule D, Part 2, Section 2 type) - mutual funds			0	0	XXX
5609999999	Total - common stocks (Schedule D, Part 2, Section 2 type) - unit investment trusts			0	0	XXX
5809999999	Total - common stocks (Schedule D, Part 2, Section 2 type) - closed-end funds			0	0	XXX
5979999999	Total - common stocks (Schedule D, Part 2, Section 2 type) - parent, subsidiaries and affiliates			0	0	XXX
5989999999	Total - common stocks (Schedule D, Part 2, Section 2 type)			0	0	XXX
5999999999	Total - preferred and common stocks			0	0	XXX
000000-00-0	BOFA SECURITIES, INC		1.E	7,820,195	7,820,195	05/05/2026
000000-00-0	TD SECURITIES (USA) LLC		1.E	6,716,166	6,716,166	04/01/2026
000000-00-0	TD SECURITIES (USA) LLC		1.E	3,864,096	3,864,096	05/05/2026
000000-00-0	CF SECURED LLC		1.G	3,680,092	3,680,092	04/01/2026
000000-00-0	NATWEST MARKETS SECURITIES INC		1.E	2,760,069	2,760,069	04/01/2026
000000-00-0	ROYAL BANK CANADA TORONTO		1.C	2,760,069	2,760,069	05/05/2026
000000-00-0	HSBC SECURITIES USA INC		1.E	1,131,023	1,131,023	04/01/2026
44988G-HT-8	ING (US) Funding LLC		1.E	1,011,975	1,012,025	09/18/2026
000000-00-0	Mitsubishi UFJ Trust & Bank Co		1.E	949,389	949,397	06/12/2026
000000-00-0	NATL BANK CANADA		1.E	920,023	920,023	04/07/2026
000000-00-0	LHT N.Y.		1.D	920,023	920,023	04/01/2026
000000-00-0	SANTANDER US CAPITAL MARKETS LLC		1.G	920,023	920,023	04/01/2026
46224L-DB-6	IONIC SER III CL A		1.E	920,023	919,357	04/08/2026
85325V-VH-0	STANDARD CHARTERED NY		1.E	920,020	920,023	09/18/2026
96130A-D9-6	WESTPAC BKG CORP, NEW YORK		1.C	919,736	920,023	11/13/2026
86959T-TZ-9	SVENSKA NY		1.C	918,771	919,831	02/18/2027
4823TD-W7-2	KBC, NEW YORK		1.E	644,184	644,016	06/22/2026
06745G-FT-3	BARCLAYS NEW YORK		1.E	644,021	644,016	04/29/2026
46224M-AN-4	IONIC SER III CL A		1.E	643,834	644,016	05/05/2026
69033N-MN-2	OCBC NEW YORK		1.C	643,561	644,016	09/21/2026
13606D-SK-9	CIBC NY		1.E	643,158	644,016	02/01/2027
21038X-DF-3	CONSTELLATION FUNDING COMPANY, LLC		1.E	642,982	643,027	04/15/2026
89115D-ZU-3	TORONTO DOMINION NY		1.E	552,011	552,014	04/06/2026
06370B-4Y-7	BANK OF MONTREAL CHICAGO		1.E	460,186	460,011	11/19/2026
86564T-NK-5	SUMITOMO MITSUI TRUST BANK LTD,NY		1.E	460,127	460,011	06/05/2026
89115D-5Q-5	TORONTO DOMINION NY		1.E	460,076	460,011	04/23/2026
55381B-TB-4	MUFG Bank Ltd, New York Branch		1.E	460,069	460,011	09/14/2026
86565G-ZL-7	SUMITOMO MITSUI BANKING CORP NY		1.E	460,054	460,011	09/21/2026
000000-00-0	DZ BANK AG NEW YORK		1.E	460,011	460,011	04/01/2026
06418N-PL-0	BANK OF NOVA SCOTIA HOUSTON		1.E	460,011	460,011	09/21/2026
86565G-UD-0	SUMITOMO MITSUI BANKING CORP NY		1.E	460,009	460,011	04/09/2026
06418N-MD-1	BANK OF NOVA SCOTIA HOUSTON		1.E	460,007	460,011	01/21/2027
06418N-MT-6	BANK OF NOVA SCOTIA HOUSTON		1.E	460,006	460,011	02/12/2027
06745G-GG-0	BARCLAYS NEW YORK		1.E	460,006	460,011	05/07/2026
67984V-NF-3	OLD LINE FUNDING		1.C	460,006	460,011	05/05/2026
78015J-RQ-2	ROYAL BANK OF CANADA NY		1.C	460,000	460,011	11/12/2026
86564T-KY-8	SUMITOMO MITSUI TRUST BANK LTD,NY		1.E	459,906	460,011	07/27/2026
86565G-XP-0	SUMITOMO MITSUI BANKING CORP NY		1.E	459,894	460,011	07/24/2026
55381B-SE-9	MUFG Bank Ltd, New York Branch		1.E	459,823	460,011	08/07/2026
86565G-YB-0	SUMITOMO MITSUI BANKING CORP NY		1.E	459,795	460,011	08/19/2026
78015J-YG-6	ROYAL BANK OF CANADA NY		1.C	459,614	460,011	02/05/2027
92544L-DQ-3	VERTO CAPITAL I COMPARTMENT A		1.E	458,824	458,895	04/24/2026
92544L-EC-3	VERTO CAPITAL I COMPARTMENT A		1.E	457,922	458,026	05/12/2026
78015J-F8-5	ROYAL BANK OF CANADA NY		1.C	368,046	368,009	05/01/2026
000000-00-0	SUMITOMO MITSUI TRUST BANK LTD, LDN		1.E	368,039	368,009	04/17/2026
60701A-2C-6	MIZUHO BANK LIMITED NEW YORK		1.E	367,982	368,009	05/11/2026
20632C-FT-9	CONCORD MINUTEMEN CC LLC SER C		1.E	276,006	276,007	06/18/2026
60701A-BZ-5	MIZUHO BANK LIMITED NEW YORK		1.E	275,993	276,007	09/18/2026
60701A-A2-9	MIZUHO BANK LIMITED NEW YORK		1.E	275,851	276,007	08/06/2026
000000-00-0	BOFA SECURITIES, INC		1.E	255,862	255,862	05/05/2026
000000-00-0	TD SECURITIES (USA) LLC		1.E	219,568	219,568	04/01/2026
06367D-TG-0	BANK OF MONTREAL CHICAGO		1.E	184,035	184,005	11/18/2026
06745G-EX-5	BARCLAYS NEW YORK		1.E	184,003	184,005	04/10/2026
13606D-SP-8	CIBC NY		1.E	183,750	184,005	02/11/2027
000000-00-0	Mitsubishi UFJ Trust & Bank Co		1.E	183,627	183,635	04/20/2026
79490B-E5-1	SALISBURY RECEIVABLES COMPANY LLC		1.E	183,296	183,353	05/05/2026
000000-00-0	TD SECURITIES (USA) LLC		1.E	126,327	126,327	05/05/2026
000000-00-0	CF SECURED LLC		1.G	120,311	120,311	04/01/2026
78015J-XG-7	ROYAL BANK OF CANADA NY		1.C	91,941	92,002	01/22/2027
000000-00-0	NATWEST MARKETS SECURITIES INC		1.E	90,233	90,233	04/01/2026
000000-00-0	ROYAL BANK CANADA TORONTO		1.C	90,233	90,233	05/05/2026
000000-00-0	HSBC SECURITIES USA INC		1.E	36,976	36,976	04/01/2026
44988G-HT-8	ING (US) Funding LLC		1.E	33,084	33,086	09/18/2026
000000-00-0	Mitsubishi UFJ Trust & Bank Co		1.E	31,038	31,038	06/12/2026
000000-00-0	NATL BANK CANADA		1.E	30,078	30,078	04/07/2026
46224L-DB-6	IONIC SER III CL A		1.E	30,078	30,056	04/08/2026
000000-00-0	SANTANDER US CAPITAL MARKETS LLC		1.G	30,078	30,078	04/01/2026

STATEMENT AS OF MARCH 31, 2026 OF THE Arcadian Health Plan, Inc.

SCHEDULE DL - PART 1
SECURITIES LENDING COLLATERAL ASSETS

Reinvested Collateral Assets Owned Current Statement Date
 (Securities lending collateral assets reported in aggregate on Line 10 of the Assets page (Line 9 for Separate Accounts)
 and not included on Schedules A, B, BA, D, DB and E)

1	2	3	4	5	6	7
CUSIP Identification	Description	Restricted Asset Code	NAIC Designation, NAIC Designation Modifier and SVO Administrative Symbol	Fair Value	Book/Adjusted Carrying Value	Maturity Date
000000-00-0	LHT N.Y.		1.D	30,078	30,078	04/01/2026
85325V-VH-0	STANDARD CHARTERED NY		1.E	30,078	30,078	09/18/2026
96130A-D9-6	WESTPAC BKG CORP, NEW YORK		1.C	30,068	30,078	11/13/2026
86959T-TZ-9	SVENSKA NY		1.C	30,037	30,072	02/18/2027
4823TD-W7-2	KBC, NEW YORK		1.E	21,060	21,054	06/22/2026
06745G-FT-3	BARCLAYS NEW YORK		1.E	21,055	21,054	04/29/2026
46224M-AN-4	IONIC SER III CL A		1.E	21,049	21,054	05/05/2026
69033N-MN-2	OCBC NEW YORK		1.C	21,040	21,054	09/21/2026
13606D-SK-9	CIBC NY		1.E	21,026	21,054	02/01/2027
21038X-DF-3	CONSTELLATION FUNDING COMPANY, LLC		1.E	21,021	21,022	04/15/2026
89115D-ZU-3	TORONTO DOMINION NY		1.E	18,047	18,047	04/06/2026
06370B-4Y-7	BANK OF MONTREAL CHICAGO		1.E	15,045	15,039	11/19/2026
86564T-NK-5	SUMITOMO MITSUI TRUST BANK LTD, NY		1.E	15,043	15,039	06/05/2026
89115D-5Q-5	TORONTO DOMINION NY		1.E	15,041	15,039	04/23/2026
55381B-TB-4	MUFG Bank Ltd, New York Branch		1.E	15,041	15,039	09/14/2026
86565G-ZL-7	SUMITOMO MITSUI BANKING CORP NY		1.E	15,040	15,039	09/21/2026
000000-00-0	DZ BANK AG NEW YORK		1.E	15,039	15,039	09/21/2026
06418N-PL-0	BANK OF NOVA SCOTIA HOUSTON		1.E	15,039	15,039	09/21/2026
86565G-UD-0	SUMITOMO MITSUI BANKING CORP NY		1.E	15,039	15,039	04/09/2026
06418N-MD-1	BANK OF NOVA SCOTIA HOUSTON		1.E	15,039	15,039	01/21/2027
06418N-MT-6	BANK OF NOVA SCOTIA HOUSTON		1.E	15,039	15,039	02/12/2027
06745G-GG-0	BARCLAYS NEW YORK		1.E	15,039	15,039	05/07/2026
67984V-NF-3	OLD LINE FUNDING		1.C	15,039	15,039	05/05/2026
78015J-RQ-2	ROYAL BANK OF CANADA NY		1.C	15,039	15,039	11/12/2026
86564T-KY-8	SUMITOMO MITSUI TRUST BANK LTD, NY		1.E	15,035	15,039	07/27/2026
86565G-XP-0	SUMITOMO MITSUI BANKING CORP NY		1.E	15,035	15,039	07/24/2026
55381B-SE-9	MUFG Bank Ltd, New York Branch		1.E	15,033	15,039	08/07/2026
86565G-YB-0	SUMITOMO MITSUI BANKING CORP NY		1.E	15,032	15,039	08/19/2026
78015J-YG-6	ROYAL BANK OF CANADA NY		1.C	15,026	15,039	02/05/2027
92544L-DQ-3	VERTO CAPITAL I COMPARTMENT A		1.E	15,000	15,002	04/24/2026
92544L-EC-3	VERTO CAPITAL I COMPARTMENT A		1.E	14,971	14,974	05/12/2026
78015J-F8-5	ROYAL BANK OF CANADA NY		1.C	12,032	12,031	05/01/2026
000000-00-0	SUMITOMO MITSUI TRUST BANK LTD, LDN		1.E	12,032	12,031	04/17/2026
60701A-2C-6	MIZUHO BANK LIMITED NEW YORK		1.E	12,030	12,031	05/11/2026
20632C-FT-9	CONCORD MINUTEMEN CC LLC SER C		1.E	9,023	9,023	06/18/2026
60701A-BZ-5	MIZUHO BANK LIMITED NEW YORK		1.E	9,023	9,023	09/18/2026
60701A-A2-9	MIZUHO BANK LIMITED NEW YORK		1.E	9,018	9,023	08/06/2026
06367D-TG-0	BANK OF MONTREAL CHICAGO		1.E	6,017	6,016	11/18/2026
06745G-EX-5	BARCLAYS NEW YORK		1.E	6,016	6,016	04/10/2026
13606D-SP-8	CIBC NY		1.E	6,007	6,016	02/11/2027
000000-00-0	Mitsubishi UFJ Trust & Bank Co		1.E	6,003	6,003	04/20/2026
79490B-E5-1	SALISBURY RECEIVABLES COMPANY LLC		1.E	5,992	5,994	05/05/2026
78015J-XG-7	ROYAL BANK OF CANADA NY		1.C	3,006	3,008	01/22/2027
9709999999	Subtotal - cash equivalents (Schedule E, Part 2 type)			55,439,435	55,442,921	XXX
9999999999	Totals			55,439,435	55,442,921	XXX

General Interrogatories:

- Total activity for the year Fair Value \$(48,761,636) Book/Adjusted Carrying Value \$(48,756,217)
- Average balance for the year Fair Value \$59,789,705 Book/Adjusted Carrying Value \$59,790,203
- Reinvested securities lending collateral assets book/adjusted carrying value included in this schedule by NAIC designation:
 NAIC 1 \$ 55,442,921 NAIC 2 \$0 NAIC 3 \$0 NAIC 4 \$0 NAIC 5 \$0 NAIC 6 \$0

SCHEDULE DL - PART 2
SECURITIES LENDING COLLATERAL ASSETS

Reinvested Collateral Assets Owned Current Statement Date
 (Securities lending collateral assets included on Schedules A, B, BA, D, DB and E
 and not reported in aggregate on Line 10 of the Assets page (Line 9 for Separate Accounts))

1	2	3	4	5	6	7
CUSIP Identification	Description	Restricted Asset Code	NAIC Designation, NAIC Designation Modifier and SVO Administrative Symbol	Fair Value	Book/Adjusted Carrying Value	Maturity Date
NONE						
999999999 - Totals						XXX

General Interrogatories:

1. Total activity for the year
2. Average balance for the year

Fair Value \$ Book/Adjusted Carrying Value \$
 Fair Value \$ Book/Adjusted Carrying Value \$

STATEMENT AS OF MARCH 31, 2026 OF THE Arcadian Health Plan, Inc.
SCHEDULE E - PART 2 - CASH EQUIVALENTS

Show Investments Owned End of Current Quarter

1	2	3	4	5	6	7	8	9
CUSIP	Description	Restricted Asset Code	Date Acquired	Stated Rate of Interest	Maturity Date	Book/Adjusted Carrying Value	Amount of Interest Due and Accrued	Amount Received During Year
	American Honda Finance Corporation		03/19/2026	0.000	04/06/2026	19,988,889	0	28,889
	Barclays Bank UK PLC		03/31/2026	0.000	04/07/2026	34,978,533	0	3,578
	Chevron Corporation		03/23/2026	0.000	04/07/2026	9,993,783	0	9,325
	Cummins Inc.		02/18/2026	0.000	04/01/2026	4,000,000	0	17,127
	Dominion Energy, Inc.		03/23/2026	0.000	04/07/2026	29,979,750	0	30,375
	ERP Operating Limited Partnership		03/23/2026	0.000	04/13/2026	9,986,400	0	10,200
	Eaton Capital Unlimited Company		03/31/2026	0.000	04/14/2026	7,988,156	0	911
	EssilorLuxottica Soci?t? anonyme		02/27/2026	0.000	04/22/2026	9,978,417	0	33,917
	General Mills, Inc.		03/18/2026	0.000	04/08/2026	9,992,281	0	15,439
	The Home Depot, Inc.		03/23/2026	0.000	04/10/2026	6,993,473	0	6,528
	Koch Companies, LLC		03/18/2026	0.000	04/08/2026	14,989,004	0	21,992
	Marsh & McLennan Companies, Inc.		03/27/2026	0.000	04/06/2026	19,989,028	0	10,972
	Marsh & McLennan Companies, Inc.		03/26/2026	0.000	04/10/2026	6,993,000	0	4,667
	Mercedes-Benz Finance North America LLC		03/27/2026	0.000	04/23/2026	19,953,556	0	10,556
	Parker-Hannifin Corporation		02/19/2026	0.000	04/07/2026	7,994,987	0	34,258
	Republic Services, Inc.		03/31/2026	0.000	04/14/2026	24,963,889	0	2,778
	Rockwell Automation, Inc.		03/06/2026	0.000	04/06/2026	7,995,756	0	22,071
	The Sherwin-Williams Company		02/18/2026	0.000	04/14/2026	4,993,175	0	22,050
	The Sherwin-Williams Company		02/26/2026	0.000	04/30/2026	2,990,793	0	10,795
	The Southern Company		03/31/2026	0.000	04/16/2026	29,949,375	0	3,375
	Southern Company Gas		03/27/2026	0.000	04/07/2026	4,996,650	0	2,792
	Toyota Industries Commercial Finance, In		02/18/2026	0.000	04/13/2026	2,996,250	0	13,125
008999999	Subtotal - issuer credit obligations - corporate bonds (unaffiliated)					292,685,142	0	315,717
048999999	Total - issuer credit obligations (unaffiliated)					292,685,142	0	315,717
049999999	Total - issuer credit obligations (affiliated)					0	0	0
050999999	Total - issuer credit obligations					292,685,142	0	315,717
09248U-71-8	BLKPK LQ:T-FUND INSTL		03/02/2026	3.540		5,541	17	49
31607A-88-5	FIDELITY IMM:TRS INSTL		03/25/2026	3.580		3,892,131	50,651	0
31846V-54-2	FIRST AMER:TRS OBG Z		03/03/2026	3.540		3	0	0
820999999	Subtotal - exempt money market mutual funds - as identified by the SVO					3,897,675	50,668	49
94975P-40-5	ALLSPRING:GOVT MM I		03/02/2026	3.530		437	1	4
X9US00-5C-6	FIRST AMERICAN TRSY OBL X 5387		03/31/2026	0.000		5,173,920	0	0
830999999	Subtotal - all other money market mutual funds					5,174,357	1	4
858999999	Total cash equivalents (unaffiliated)					301,757,174	50,669	315,770
859999999	Total cash equivalents (affiliated)					0	0	0
860999999	Total cash equivalents					301,757,174	50,669	315,770

E14